

2018 SEASON

WEEKLY GUIDE



WEEK 1

WASHINGTON REDSKINS AT ARIZONA CARDINALS

SEPTEMBER 9, 2018 | GLENDALE, AZ

WASHINGTON REDSKINS

21300 Redskin Park Drive | Ashburn, VA 20147 | 703.726.7000
@Redskins | www.Redskins.com



REGULAR SEASON - WEEK 1 WASHINGTON REDSKINS (0-0) AT ARIZONA CARDINALS (0-0)

Sunday, Sept. 9 | 4:25 p.m. ET
State Farm Stadium (65,000) | Glendale, Ariz.



REDSKINS OPEN 2018 REGULAR SEASON AT ARIZONA

The Washington Redskins will kickoff the 2018 regular season on Sunday when the team travels to face the Arizona Cardinals. Kickoff at State Farm Stadium is scheduled for 4:25 p.m. ET.

The Redskins open the regular season on the road for the first time since 2014 and are searching for back-to-back wins against Arizona since defeating the Cardinals during the 2008 and 2011 seasons. The last time Washington defeated the Cardinals in Arizona was 2005 (17-13) at Sun Devil Stadium in Tempe.

Head Coach Jay Gruden responded to questions regarding changes from previous years to the team's approach to the first game of the 2018 season.

"When you're evenly matched with so many teams, it's going to come down to who can make plays at critical times -- third down, red zone, short yardage, 4-minute, 2-minute," said Gruden. "Those are situations you have to win in and we just didn't do that in any one of our openers. Special teams obviously played a factor in the first two, so we have to make sure we take care of the football and win the turnover battle and make plays in critical times."

MEDIA CENTER

REDSKINS PR:

Tony Wyllie	Senior Vice President	wyllet@redskins.com
Zena Lewis	Director of Communications	lewisz@redskins.com
Sean DeBarbieri	Media Services Coordinator	debarbieris@redskins.com
Tish Carmona	Corporate Communications	carmonat@redskins.com

MEDIA INFORMATION:

Media Guide and Online Media Portal: redskins1stoundmediagroup.com

MEDIA AVAILABILITY:

Tuesday (9/4):	No availability
Wednesday (9/5):	1 p.m.: Practice Jay Gruden press conference following practice Alex Smith press conference before practice at noon Open Locker Room following practice Cardinals Conference Calls: 4:30 p.m.: Head Coach Steve Wilks
Thursday (9/6):	1 p.m.: Practice Jay Gruden press conference following practice Greg Manusky press conference following practice Open Locker Room following practice
Friday (9/7):	No availability
Saturday (9/8):	No availability
Sunday (9/9):	4:25 p.m.: Washington Redskins at Arizona Cardinals

GAME CENTER

SERIES HISTORY: Redskins lead all-time series, 75-46-2
All meetings in regular season play
Last meeting: Dec. 17, 2017 (20-15, WAS)

TELEVISION: **FOX**
Thom Brennaman (play-by-play)
Chris Spielman (color)
Shannon Spake (sidelines)

RADIO: **Redskins Radio Network**
Larry Michael (play-by-play)
Chris Cooley (analysis)
Rick "Doc" Walker (sidelines)



REDSKINS 2018 SCHEDULE/RESULTS

PRESEASON

DATE	OPPONENT	TV	TIME/RESULT
Aug. 9 (Thu.)	at New England Patriots	NBC4/NBCSN	26-17 L
Aug. 16 (Thu.)	vs. NEW YORK JETS #	ESPN/ABC7	15-13 W
Aug. 24 (Fri.)	vs. DENVER BRONCOS	NBC4/NBCSN	29-17 L
Aug. 30 (Thu.)	at Baltimore Ravens	NBC4/NBCSN	30-20 L

REGULAR SEASON

DATE	OPPONENT	TV	TIME/RESULT
Sept. 9	at Arizona Cardinals	FOX	4:25 p.m.
Sept. 16	vs. INDIANAPOLIS COLTS	CBS	1:00 p.m.
Sept. 23	vs. GREEN BAY PACKERS	FOX	1:00 p.m.
Sept. 30	BYE		
Oct. 8 (Mon.)	at New Orleans Saints #	ESPN	8:15 p.m.
Oct. 14	vs. CAROLINA PANTHERS	FOX	1:00 p.m.*
Oct. 21	vs. DALLAS COWBOYS	CBS	4:25 p.m.*
Oct. 28	at New York Giants	FOX	1:00 p.m.*
Nov. 4	vs. ATLANTA FALCONS	FOX	1:00 p.m.*
Nov. 11	at Tampa Bay Buccaneers	FOX	1:00 p.m.*
Nov. 18	vs. HOUSTON TEXANS	CBS	1:00 p.m.*
Nov. 22 (Thu.)	at Dallas Cowboys #	FOX	4:30 p.m.
Dec. 3 (Mon.)	at Philadelphia Eagles #	ESPN	8:15 p.m.
Dec. 9	vs. NEW YORK GIANTS	FOX	1:00 p.m.*
Dec. 16	at Jacksonville Jaguars	FOX	1:00 p.m.*
TBD	at Tennessee Titans	TBD	TBD
Dec. 30	vs. PHILADELPHIA EAGLES	FOX	1:00 p.m.*

All times Eastern
Home games **bolded**
Alumni Homecoming Weekend

* Subject to Flexible Scheduling
Nationally televised

CLASS OF 2018: BOBBY BEATHARD ENSHRINED IN THE PRO FOOTBALL FAME

RICHMOND, Va. [Aug. 4, 2018] — Former Washington Redskins General Manager Bobby Beathard was enshrined in Canton, Ohio at the Pro Football Hall of Fame as a member of the Class of 2018. Beathard, the architect behind some of the most legendary teams in Redskins lore, was presented by former Washington Redskins head coach and Pro Football Hall of Famer Joe Gibbs.

Beathard's illustrious career as an NFL executive included 11 seasons as General Manager of the Redskins from 1978-88. After taking the job on Feb. 24, 1978, Beathard guided the organization to three Super Bowl appearances, including victories in Super Bowls XVII and XXII. Many of the players he acquired remained on the roster for the team's Super Bowl XXVI victory as well.

In Beathard's 11 seasons as General Manager, the Redskins averaged 9.5 wins a year. The team posted a regular season winning percentage of .625 (105-63) in that time frame, best in the NFC and second-best in the NFL. No team in that time frame posted a better postseason winning percentage than the Redskins, who went 11-3 in postseason play in his tenure for a winning percentage of .786.

Draft classes during Beathard's tenure featured three members of the Pro Football Hall of Fame, including wide receiver Art Monk (1980, No. 18 overall), guard Russ Grimm (1981, No. 69) and cornerback Darrell Green (1983, No. 28).

The classes also featured four additional members of the Redskins Ring of Fame, including linebacker Monte Coleman (1979, No. 289), defensive end Dexter Manley (1981, No. 119), defensive end Charles Mann (1983, No. 84) and quarterback Mark Rypien (1986, No. 146).

Additionally, Beathard oversaw the college free agent additions of Redskins Ring of Famers Jeff Bostic and Joe Jacoby and supplemented the team with a number of former USFL stars, including quarterback Doug Williams and wide receivers Gary Clark and Ricky Sanders. All of the players listed were led on the field by Coach Gibbs, the former San Diego Chargers offensive coordinator whom Beathard hired prior to the 1981 season.

Beathard began his career as a part-time scout for the American Football League's Kansas City Chiefs in 1963. He earned an AFL championship ring with the organization in 1966 en route to the team's berth in Super Bowl I. He would later serve as a scout for the Atlanta Falcons from 1968-71 and as Director of Player Personnel for the Miami Dolphins from 1972-77 prior to joining the Redskins. He finished his career as General Manager of the San Diego Chargers, serving in that capacity from 1990-2000. In all, Beathard's teams made seven Super Bowl appearances, including one by Kansas City (1966), two by Miami (1972-73), three by Washington (1982-83 and 1987) and one by San Diego (1994).

Beathard was born in Zanesville, Ohio, on Jan. 24, 1937. He grew up in the Los Angeles area and attended El Segundo H.S. before playing quarterback at Cal Poly-San Luis Obispo, where he helped lead the 1957 and 1958 teams to consecutive 9-1 records.



NFL WINNING PERCENTAGES (1978-88)

Under Beathard's guidance from 1978-88, the Redskins compiled a 105-63 regular season record (.625, No. 2 in the NFL) and an 11-3 postseason record (.786, No. 1) for a combined winning percentage of .637, the highest mark in the NFL in that timeframe.

COMBINED REGULAR SEASON & POSTSEASON WINNING PCT. (BEATHARD'S TENURE IN WASHINGTON, 1978-88)

Team	W	L	T	Pct.
1. Washington Redskins	116	66	0	0.637
2. Miami Dolphins	113	67	1	0.627
3. Chicago Bears	108	70	0	0.607
4t. Denver Broncos	106	71	1	0.598
4t. Los Angeles Raiders	107	72	0	0.598

WHAT TO WATCH FOR IN 2018

» The Redskins kicking off their 87th season in franchise history, dating back to their debut as the Boston Braves in 1932.

» The Redskins representing Washington, D.C., for an 82nd straight season, dating back to the team's move to the District prior to the team's 1937 championship season.

» The Redskins (593) winning seven regular season games to become the fifth franchise in NFL history with 600 regular season wins all-time.

» The Redskins throwing at least 25 touchdown passes as a team in four consecutive seasons for the first time in team history.

» The Redskins amassing 4,000 passing yards in five consecutive seasons for the first time in team history.

» The Redskins exceeding 5,000 offensive yards for a 14th straight season. Only four other NFL teams have an active streak of 13 or more seasons with 5,000 yards (New Orleans, New England, Philadelphia and Dallas).

» The Redskins recording at least 35 sacks for a sixth consecutive season and the longest streak since the team recorded 35 or more sacks in 10 consecutive seasons (1983-1992)

» Quarterback **Alex Smith** looking to post back-to-back seasons with 4,000+ passing yards for the first time in his career.

» **Smith** looking to post back-to-back seasons with 20+ passing touchdowns and a passer rating over 100 for the first time in his career.

» **Smith** recording 3,000 career completions (2,877) and 200 career touchdown passes (183).

» Running back **Adrian Peterson** (12,276) chasing No. 11 Marshall Faulk (12,279), No. 10 Jim Brown (12,312), No. 9 Tony Dorsett (12,739) and No. 8 Eric Dickerson (13,259) on the NFL's all-time career rushing list.

» **Peterson** (99) chasing No. 7 Marshall Faulk (100) and Shaun Alexander (100), No. 6 John Riggins (104), and No. 5 Jim Brown (106) on the NFL all-time rushing touchdown list.

» **Peterson** (92.3) maintaining his average rushing yards per game mark, which currently ranks No. 3 all-time in NFL history and chasing No. 2 Barry Sanders (99.8) and No. 1 Jim Brown (104.3).

» Right guard **Brandon Scherff** recording four starts to total 50 for his career.

» Left guard **Shawn Lauvao** starting 15 games to record 100 career starts and playing in six games to record his 100th appearance.

» Wide receiver **Jamison Crowder** (657) chasing No. 7 Dick James (794), No. 6 Antwaan Randle El (907), No. 5 Brandon Banks (937), No. 4 Rickie Harris (1,005) and No. 3 Eddie Brown (1,150) on the Redskins all-time list of career punt return yardage.

» **Crowder** becoming the eighth player to record multiple career punt returns for touchdown with his next score, joining Brian Mitchell, Rickie Harris, Dick Todd, Bert Zagers, Cliff Battles, Mike Nelms and Johnny Williams.

» Tight end **Jordan Reed** (275) catching 25 passes to join Chris Cooley (429) and Jerry Smith (421) as the only tight ends in team history to reach 300 career receptions with the team.

» **Reed**, who posted a team-high 952 receiving yards in 2015, leading the team in receiving yards to join Bill Anderson as the only Redskins tight ends to lead the team in that category in multiple seasons (twice, 1959 and 1960).

» **Reed** (22) chasing No. 2 Chris Cooley (33) on the team's all-time list of career receiving touchdowns by a tight end.

» **Reed** (11 receiving touchdowns in 2015) recording 10 or more receiving touchdowns to join Bobby Mitchell (two) as the only players in Redskins history to post multiple 10-touchdown receiving seasons.

» Tight end **Vernon Davis** (548) chasing No. 8 Jimmy Graham (556), No. 7 Heath Miller (592) and No. 6 Greg Olsen (639) on the

NFL's list of career receptions by a tight end.

» **Davis** (7,072) chasing No. 9 Rob Gronkowski (7,179), No. 8 Pete Retzlaff (7,412), No. 7 Greg Olsen (7,556) and No. 6 Jackie Smith (7,918) on the NFL's list of career receiving yards by a tight end.

» **Davis** (60) chasing No. 6 Shannon Sharpe (62), No. 5 Jason Witten (68) and No. 4 Jimmy Graham (69) on the NFL's list of career receiving touchdowns by a tight end.

» **Davis** (87) looking to pass No. 11 Jean Fugett (98), No. 10 Pat Richter (99), No. 9 Stephen Alexander (122), No. 8 Clint Didier (129) and No. 7 Jamie Asher (133) on the Redskins all-time list of career receptions by a tight end.

» **Davis** (1,231) looking to pass No. 12 Stephen Alexander (1,302), No. 11 Joe Walton (1,307), No. 10 Pat Richter (1,315), No. 9 Jamie Asher (1,421), No. 8 Jean Fugett (1,460), No. 7 Clint Didier (1,815) and No. 6 Fred Davis (2,043) on the Redskins all-time list of career receiving yards by a tight end.

» Wide receiver **Josh Doctson** becoming the first receiver to lead the team in touchdown receptions for a consecutive season since Leslie Shepherd (1998-99).

» Linebacker **Ryan Kerrigan** (112) adding to his streak of consecutive regular season games started, the longest active streak among active NFL linebackers entering 2018.

» **Kerrigan** starting 16 games to become the first player in team history to start 16 games in each of his first eight seasons. He would join Brandon Carr, Deon Grant, James Laurinaitis and Tony Parrish as the only defensive players in the NFL to accomplish the feat since the adoption of the 16-game schedule in 1978.

» **Kerrigan** leading the Redskins in sacks for a sixth time, passing Dexter Manley for the most seasons leading the Redskins in sacks in team history.

» **Kerrigan** recording 10 sacks in a season for the fourth time in his career to join Charles Mann (five) and Dexter Manley (four) as the only Redskins to record at least four 10-sack seasons since the NFL adopted sacks as an official statistic in 1982. (Note: Coy Bacon unofficially notched three 10-sack seasons from 1978-80 prior to sacks becoming official).

» **Kerrigan** reaching 7.5 sacks for a eighth consecutive season to become the fifth player in NFL history to post at least 7.5 sacks in the first eight seasons of a career. Only Jared Allen, Derrick Thomas, DeMarcus Ware and Reggie White have accomplished the feat since the NFL made sacks an official statistic in 1982.

» **Kerrigan** (seven) becoming the first player in Redskins history to post eight seasons with 7.5 or more sacks.

» **Trent Williams** making the Pro Bowl to become only the fifth player in Redskins history to record at least seven career Pro Bowl selections (Chris Hanburger, 9; Charley Taylor, 8; Darrell Green, 7; and Ken Houston, 7).

» Kicker **Dustin Hopkins** (73) chasing No. 5 Kai Forbath (80), No. 4 Shaun Suisham (81) and No. 3 Curt Knight (101) on the team's list of career field goals made.

» **Hopkins** attempting 13 field goals to become only the fifth player to attempt 100 career field goals with the Redskins (Mark Moseley, Chip Lohmiller, Curt Knight and Shaun Suisham).

» **Hopkins** (312) looking to move past No. 4 Shaun Suisham (329) and No. 3 Curt Knight (475) on the Redskins all-time career points list.

» **Hopkins** (team-record 34 in 2016) making 30 field goals to join Chip Lohmiller (three) as the only players in team history with multiple 30-field goal seasons.

» Punter **Tress Way** (four) averaging at least 45.0 yards per punt to join Pro Football Hall of Famer Sammy Baugh (eight) as the only players in team history to record five or more seasons with a punting average of 45.0 or more yards.

» **Way** (279) chasing No. 3 Pat Richter (338) and Sammy Baugh (388) on the team's all-time list of career punts.



- » Quarterback **Alex Smith** winning his Week 1 matchup for the fourth-consecutive season.
- » **Smith** throwing for multiple touchdowns in Week 1 for the fourth-consecutive season.
- » **Smith** becoming the first No. 1 overall selection to start at quarterback for the Redskins since Jeff George started at Arizona on Nov. 5, 2000.
- » **Smith** registering 29 completions to pass Shane Matthews (28 on 9/8/02) for the most completions in a quarterbacks' first start with Washington.
- » **Smith** throwing for 383 or more yards to pass Brad Johnson (382 on 9/12/99) for the most passing yards in a quarterbacks' first start with Washington.
- » **Smith** throwing for five or more touchdowns to pass Rex Grossman (four on 12/19/10) for the most passing touchdowns in a quarterbacks' first start with Washington.
- » Right tackle **Morgan Moses** making his 49th consecutive start and his 50th career start overall.
- » Running back **Adrian Peterson** (12,276) recording four rushing yards to pass Marshall Faulk for 11th on the NFL's all-time rushing list.
- » **Peterson** (12,276) recording 37 rushing yards to pass Jim Brown for 10th on the NFL's all-time rushing list.
- » **Peterson** (99) scoring one rushing touchdown to pass Barry Sanders (99) and move into a tie for 7th on the NFL's all-time rushing touchdowns list with Shaun Alexander and Marshall Faulk (100).
- » **Peterson** (99) scoring two rushing touchdowns to move into sole possession of 7th place on the NFL's all-time list.
- » **Peterson** (14,707) registering 54 yards from scrimmage to pass Reggie Wayne for 30th on the NFL's all-time list.
- » **Peterson** (14,707) registering 146 yards from scrimmage to pass Franco Harris for 29th on the NFL's all-time list.
- » **Adrian Peterson** (14,707) registering 177 yards from scrimmage to pass Matt Forte for 28th on the NFL's all-time list.
- » Wide receiver **Jamison Crowder** (192) recording eight receptions to become the 19th player in Redskins history to record 200 career catches with the team.
- » **Crowder** (657) recording 138 punt return yards to pass No. 7 Dick James (794) on the Redskins all-time list.
- » **Crowder** (one) returning a punt for a touchdown to become the eighth Redskins player to record multiple career punt return touchdowns, joining Brian Mitchell, Rickie Harris, Dick Todd, Bert Zagers, Cliff Battles, Mike Nelms and Johnny Williams.
- » Tight end **Vernon Davis** (548) catching eight passes to pass No. 8 Jimmy Graham (556) for career receptions by a tight end in NFL history. Graham is currently an active player for the Green Bay Packers.
- » **Davis** (60) catching a touchdown pass to break a tie with former Redskins great Jerry Smith for seventh on the list of career touchdown receptions by a tight end in NFL history.
- » **Davis** (60) chasing Shannon Sharpe (62) for the sixth-most career touchdown receptions by a tight end in NFL history.
- » **Davis** catching a touchdown pass in consecutive regular season games for the first time since Week 17 of the 2013 season and Week 1 of the 2014 season as a member of the San Francisco 49ers.
- » **Davis** (1,231) recording 85 receiving yards to move into 10th all-time for a tight end in Redskins history.
- » Wide receiver **Paul Richardson Jr.** hauling in five passes to record 100 career receptions.
- » Linebacker **Zach Brown** recording four tackles for loss to capture 50 for his career.
- » Linebacker **Ryan Kerrigan** starting his 113th consecutive regular

season game, the longest active streak among active NFL linebackers. Kerrigan has not missed a start in his NFL career.

- » **Kerrigan** remaining as one of seven NFL players (and only four non-quarterbacks) to have started every game since the start of the 2011 season (Brandon Carr, Patrick Peterson, Glover Quin, Philip Rivers, Matt Ryan and Matthew Stafford).
- » **Kerrigan** recording his fourth career interception return touchdown to take sole possession of second-most in franchise history. He is currently tied with DeAngelo Hall, Monte Coleman, Andre Collins, Brig Owens and Mike Bass (three each).
- » **Kerrigan** registering a sack for at least two yards to record 500 career sack yards.
- » Kicker **Dustin Hopkins** (312) scoring 18 points and passing Shaun Suisham for 4th on the Redskins all-time list.
- » **Hopkins** (five) kicking his sixth career field goal of 50 yards or more to take sole possession of third-most in team history.

A WIN OVER THE CARDINALS WOULD

... move the Redskins' all-time record in season openers to 41-42-4 including giving them a 25-24 mark since the 1970 AFL-NFL merger.

... snap the Redskins' four-game losing streak in season openers and give them their first Week 1 win since 2012 and first in the Jay Gruden Era.

... mark the first Week 1 road win for the Redskins since defeating the New Orleans Saints, 40-32, on Sept. 9, 2012.

....improve the Redskins to 76-46-2 in their all-time regular season series against Arizona.

....lift the Redskins to 28-26-2 in their all-time regular season series against Arizona on the road.

....mark the second consecutive season in which the Redskins defeated the Arizona Cardinals.

... give the Redskins their first Week 1 victory over the Arizona Cardinals since defeating Arizona in Week 1 at FedExField on Sept. 8, 2002.



HEAD COACH JAY GRUDEN

Jay Gruden enters his fifth season with the Washington Redskins in 2018 after being named the 29th head coach in franchise history on January 9, 2014.

Previously a decorated quarterback in the college and Arena Football League ranks and a successful NFL assistant, Gruden has showcased his offensive acumen honed from his diverse football background throughout his tenure with the Redskins.

In 2017, the Redskins won at least seven games for their third straight season for the first time since a four-year streak from 1999-2002, marking the fourth-longest streak of seven-win seasons in team history. Gruden's team reached seven wins despite dealing with substantial injury issues throughout the season, as 72 different players appeared in game action for the squad, the second-most used by the team in a single season since the 1970 AFL-NFL merger, trailing only the 108 used to complete the 1987 strike season.

Among the team's highlights in the 2017 season was the team's 4-0 record against NFC West opponents, the franchise's second full-division sweep since NFL realignment in 2002 and the team's first since 2005. The season also produced three Pro Bowlers, with linebacker Ryan Kerrigan, guard Brandon Scherff and tackle Trent Williams all earning return selections among the league's best.

A year earlier, Gruden guided the Redskins to an 8-7-1 record in 2016, giving the franchise back-to-back winning seasons for the first time since 1996-97. The team was led by Gruden's record-shattering offense, which posted team records in total net yards (6,545), net passing yards (4,758) and yards per play (6.40), ranking in the Top 3 in the NFL in all three categories.

Gruden's offense — once called "easily one of the three or four best designed offenses in the NFL" by Andy Benoit of The MMQB — was more than just historically efficient and explosive that season. The distribution of the offensive contributions allowed eight Redskins players (DeSean Jackson, Pierre Garçon, Jamison Crowder, Rob Kelley, Chris Thompson, Jordan Reed, Vernon Davis and Matt Jones) to finish the season with at least 500 yards from scrimmage, tying the 2011 New Orleans Saints for the most in a single season in NFL history.

In 2015, Gruden led the Redskins to an NFC East Championship, posting a 9-7 record to complete the second "worst-to-first" turnaround in team history. Gruden became the sixth coach in team history to lead the Redskins to a playoff berth within the first two years at the helm, joining Ray Flaherty, Dutch Bergman, Dudley DeGroot, George Allen and Joe Gibbs.

Under Gruden's guidance, the 2015 Redskins featured what was at the time the most prolific passing attack in franchise history. Quarterback Kirk Cousins, named the starter in the middle of the preseason, set then-single-season team records for attempts (543), completions (379), passing yards (4,166) and 300-yard passing games (seven) while throwing 29 touchdown passes, including at least one in all 16 games. Cousins' success coincided with the emergence of tight end Jordan Reed, who finished the season with 87 receptions for 952 yards (both team records for a tight end) with 11 receiving touchdowns.

Gruden assumed control of the Redskins in 2014 and guided the team through a campaign in which three different quarterbacks (Robert Griffin III, Kirk Cousins and Colt McCoy) recorded victories as starters. He installed an offensive system that produced two Pro Bowlers in his first season (tackle Trent Williams and running back Alfred Morris).

Excluding interim coaches, Gruden, 46 at the time of his hiring, became the team's youngest head coaching hire since hiring eventual Pro Football Hall of Famer Joe Gibbs at 40 years of age in 1981. He became the first Redskins head coach hired directly from an offensive coordinator role on another team since Norv Turner in 1994.

Before joining the Redskins, Gruden spent his previous three seasons as offensive coordinator for the Cincinnati Bengals. In his tenure in Cincinnati, the Bengals averaged 10 wins a season, making three consecutive playoff appearances and earning an AFC North championship in 2013. Members of the Bengals' offense accounted for seven Pro Bowl selections in his three seasons in Cincinnati.

Gruden was tasked with the development of quarterback Andy Dalton, a 2011 second-round pick. In three seasons together, Gruden helped Dalton to a 30-18 regular season record as a starter (.625), as Dalton's 30 wins in that time frame ranked tied for fifth-most among NFL quarterbacks. Dalton's 80 passing touchdowns ranked third-most in NFL history for a quarterback in his first three seasons, trailing only Dan Marino (98) and Peyton Manning (85).

Prior to joining the Bengals, Gruden served two years with the Florida Tuskers of the United Football League from 2009-10. In 2009, Gruden served as offensive coordinator as the Tuskers compiled a 6-0 regular season record and earned a UFL championship game berth. In 2010, he assumed the roles of head coach and general manager and led the Tuskers to their second consecutive championship game appearance.

Gruden coached for seven seasons (2002-08) with the Tampa Bay Buccaneers, earning a Super Bowl championship ring as an offensive assistant in 2002. There he worked under his brother, Jon (then the Bucs' head coach), and current Redskins President Bruce Allen (the Bucs' general manager from 2004-08). Gruden helped guide the Buccaneers to the team's first championship, a 48-21 victory in Super Bowl XXXVII.

Gruden also ranks among the most outstanding players and coaches in the history of the Arena Football League, having won six combined league championships — four as a quarterback and two as a head coach. Gruden played quarterback (2002-03) and served as head coach (2004-08) of the AFL's Orlando Predators while simultaneously working as an offensive assistant with the Buccaneers. In all, Gruden served as head coach of the Predators for nine seasons (1998-2001 and 2004-08), leading the Predators to four championship game appearances and two league titles as a coach. During a two-year hiatus from coaching the Predators in 2002-03, he returned to the playing field as Orlando's quarterback, leading the Predators to playoff appearances in both seasons.

In his eight seasons as a player in the AFL, Gruden completed 1,673-of-2,775 passes (60.3 percent) for 21,578 yards with 398 touchdowns and 99 interceptions. In addition to his time with Orlando, he spent six seasons (1991-96) at quarterback for the Tampa Bay Storm, winning four AFL titles and being named MVP of Arena Bowl VII in 1993. He was also named the 1992 AFL Most Valuable Player and was honored with induction into the AFL Hall of Fame in 1999.

Gruden played quarterback for four seasons for former Redskins draft pick Howard Schnellenberger at the University of Louisville (1985-88) and was a two-time team MVP.

Gruden was born March 4, 1967, in Tiffin, Ohio. He and his wife, Sherry, have three sons — J.J., Joey and Jack — and a grandson, Trey.

GRUDEN FOOTBALL TIMELINE

1985-88	Quarterback	University of Louisville
1989	Student Assistant	University of Louisville
1990	Quarterback	Barcelona Dragons (WLAF)
1990	Quarterback	Sacramento Surge (WLAF)
1990-91	Graduate Assistant	University of Louisville
1991-96	Quarterback	Tampa Bay Storm (AFL)
1997	Offensive Coordinator	Nashville Kats (AFL)
1998-2001	Head Coach	Orlando Predators (AFL)
2002-08*	Offensive Assistant	Tampa Bay Buccaneers
2002-03*	Quarterback	Orlando Predators
2004-08*	Head Coach	Orlando Predators
2009	Offensive Coordinator	Florida Tuskers (UFL)
2010	Head Coach	Florida Tuskers
2011-13	Offensive Coordinator	Cincinnati Bengals
2014-Pres.	Head Coach	Washington Redskins

*Held jobs concurrently

2017 LEAGUE LEADERS

Redskins Overall

- » Ranked second in the NFL and the NFC in average penalty yards a game [45.75]
- » Ranked third in the NFC and tied for fifth in the NFL in average penalties a game [5.75]

Redskins Offense

- » Ranked first in the NFL and first in the NFC in passer rating against the blitz [112.77, pending updates from Week 17]
- » Ranked second in the NFC and sixth in the NFL in rushing yard average on second down [4.78]
- » Ranked third in the NFC and fifth in the NFL in pass completions of 20+ yards [59]
- » Ranked third in the NFC and fourth in the NFL in second down conversion percentage [34.7%]
- » Ranked third in the NFC and sixth in the NFL in 4th down conversion percentage [56.3%]
- » Ranked fourth in the NFC and fifth in the NFL in points scored on first offensive possession [47]
- » Ranked tied for fifth in the NFC in rushing plays of 50+ yards [1]
- » Ranked tied for sixth in the NFC and tied for ninth in the NFL in 4th and short conversion percentage [66.7%]
- » Ranked sixth in the NFC in 3rd and 10+ conversion percentage [18.2%]
- » Ranked seventh in the NFC in average passer rate [93.9]
- » Ranked tied for seventh in the NFC in plays of 20+ yards [62]
- » Ranked tied for seventh in the NFC in fewest drops [16]
- » Ranked eighth in the NFC in average number of plays per scoring drive [7.97]
- » Ranked eighth in the NFC in average net passing yards a game [234.4]
- » Ranked eighth in the NFC in points scored under two minutes of either half [53]

Redskins Defense

- » Ranked second in the NFC and sixth in the NFL in passing first downs allowed [171]
- » Ranked third in the NFC and fourth in the NFL in opponent red zone 3rd down conversion percentage [27.8%]
- » Ranked tied for third in the NFC and tied for seventh in the NFL in points allowed on opponent's first offensive possession [23]
- » Ranked tied for third in the NFC and tied for seventh in the NFL in sacks [42]
- » Ranked fourth in the NFC in opponent passer rate on 2nd down [83.8]
- » Ranked fourth in the NFC and sixth in the NFL in opponent 3rd and long conversion percentage [21.7]
- » Ranked fourth in the NFC and ninth in the NFL in opponent 3rd down conversion percentage [36.7%]
- » Ranked fourth in the NFC and ninth in the NFL in opponent average net passing yards a game [213.8]
- » Ranked fourth in the NFC in opponent 3 and out drive percentage [24.1%]
- » Ranked sixth in the NFC in opponent average yards to go on 2nd down [8.21]
- » Ranked sixth in the NFC and 10th in the NFL in opponent average passer rating [81.0]
- » Ranked sixth in the NFC in opponent 2nd down conversion percentage [28.4%]
- » Ranked tied for sixth in the NFC in opponent 10 play drives [26]

Redskins Special Teams

- » Ranked first in the NFC and second in the NFL in opponent kickoff return average [18.7]
- » Ranked third in the NFC and fifth in the NFL in opponent average starting field position following a kickoff [23.7]
- » Ranked fourth in the NFC and sixth in the NFL in touchback percentage [68.8%]

Redskins Players

- » **Zach Brown** ranked fourth in the NFC and tied for ninth in the NFL in tackles [127]
- » **Brown** ranked fourth in the NFC and ninth in the NFL in solo tackles [84]
- » **Brown** ranked fifth in the NFC and 10th in the NFL in assisted tackles [43]
- » **Jamison Crowder** ranked tied for fifth in the NFC in receptions of 25+ yards [9]

- » **Vernon Davis** ranked first in the NFC and second in the NFL in average yards per reception amongst tight ends [15.1]
- » **Davis** ranked first in the NFC and third in the NFL in receptions of 25+ yards amongst tight ends [8]
- » **Davis** ranked tied for second in the NFL and the NFC in longest reception amongst tight ends [69]
- » **Davis** ranked third in the NFC and eighth in the NFL in receiving yards amongst tight ends [648]
- » **Davis** ranked third in the NFC and 10th in the NFL in average receiving yards per game amongst tight ends [40.5]
- » **Paul Richardson** ranked fourth in the NFC and ninth in the NFL in average yards per reception [16.0]
- » **Alex Smith** ranked first in the NFL in passer rating [104.7]
- » **Smith** ranked first in the AFC and third in the NFL in completion percentage [67.5]
- » **Smith** ranked first the NFL in touchdown-to-interception ratio [5.2]
- » **Smith** ranked tied for first in the NFL in interception percentage [1.0]
- » **Smith** ranked first in the AFC and second in the NFL in passing yards per attempt [8.0]
- » **Smith** ranked tied for second in the AFC and ranked tied for fourth in the NFL in games in which he threw 3+ touchdowns [4]
- » **Smith** ranked second in the AFC and fourth in the NFL in completions of 25+ yards [38]
- » **Smith** ranked first amongst quarterbacks and eighth amongst players in longest rush from scrimmage [70]
- » **Smith** ranked second in the AFC and sixth in the NFL in passing yards after the catch [2,043]
- » **Smith** ranked third in the AFC and sixth in the NFL in rushing yards among quarterbacks [355]
- » **Smith** ranked third in the AFC and ninth in the NFL in passing yards per completion [11.85]
- » **Smith** ranked third in the AFC and sixth in the NFL in completions per game [22.7]
- » **Smith** ranked third in the AFC and ranked tied for fourth in the NFL in 300+ yard passing in a single game [5]
- » **Smith** ranked fourth in the AFC and ninth in the NFL in passing yards at the catch [1,999]
- » **Smith** ranked fourth in the AFC and eighth in the NFL in passing yards [4042]
- » **Smith** ranked fourth in the AFC and ranked tied for sixth in the NFL in passing yards per game [269.5]
- » **Smith** ranked fourth in the AFC and ninth in the NFL in touchdowns [26].
- » **Smith** ranked fifth in the AFC and tenth in the NFL in completions [341]
- » **Smith** ranked fifth in the AFC and ninth in the NFL in first downs [184]
- » **D.J. Swearinger** ranked tied for fifth in the NFC in interceptions [4]
- » **Ryan Kerrigan** ranked tied for third in the NFL and the NFC in interceptions returned for a touchdown [1]
- » **Kerrigan** ranked tied for third in the NFC and tied for fourth in the NFL in sacks [13]
- » **Kerrigan** ranked tied for sixth in the NFC in forced fumbles [3]
- » **Chris Thompson** ranked first in the NFL and the NFC in average yards per catch amongst running backs [13.1]
- » **Thompson** ranked third in the NFC and fourth in the NFL in longest reception amongst running backs [74]
- » **Thompson** ranked fourth in the NFC and tied for fourth in the NFL in receiving touchdowns amongst running backs [4]
- » **Thompson** ranked fourth in the NFC and sixth in the NFL in receiving yards amongst running backs [510]
- » **Thompson** ranked fourth in the NFC and fifth in the NFL in receptions of 25+ yards amongst running backs [5]
- » **Thompson** ranked tied for seventh in the NFC in longest reception [74]
- » **Thompson** ranked tied for eighth in the NFC for the longest rush [61]
- » **Tress Way** ranked tied for second in the NFC and tied for third in the NFL in punts inside the 20 [33]
- » **Way** ranked sixth in the NFC in average yards per punt [45.7]

THE OPPONENT



The Arizona Cardinals begin their 2018 NFL campaign on the heels of an 8-8 record at the completion of the 2017 season. The organization tagged Steve Wilks as the new head coach. Wilks enters his first NFL head coaching position, after spending 2017 as the Assistant Head Coach and Defensive Coordinator of the Carolina Panthers.

Another position of turnover is the quarterback, as all three quarterbacks from last season are no longer on the roster.

Sam Bradford takes the reins after spending the last two seasons with the Minnesota Vikings. Bradford was injured for much of the year and capped the season completing 32-of-43 pass attempts for 382 yards and three touchdowns in two games.

The Cardinals selected UCLA's Josh Rosen with the 10th overall pick in the 2018 NFL Draft. Rosen threw for 9,341 yards and 59 touchdowns over his three-year career at UCLA.

After suffering a dislocated wrist last season, running back David Johnson returns to spotlight the Cardinals offense. The 2016 Pro Bowler rushed for 1,239 yards on 296 attempts and scored 16 touchdowns in 2016 before his season ending injury in Week 1 of 2017. Chase Edmonds joins a dynamic backfield after being selected in the 4th round of the 2018 NFL Draft.

Legendary Cardinals receiver Larry Fitzgerald returns for his 15th NFL season, playing his entire career in Arizona. Fitzgerald recorded 109 receptions for 1,156 yards and six touchdowns in 2017. Veteran J.J. Nelson also returns after recording 29 catches for 508 yards last season. The Cardinals drafted Christian Kirk in the second round of the 2018 NFL Draft out of Texas A&M to add depth to the position.

Tight ends Jermaine Gresham and Ricky Seals-Jones provide a one-two punch at the position. Gresham will return for his ninth NFL season to help in the passing game. He totaled 33 receptions for 322 yards and two touchdowns as the team's top target among tight end position group. Seals-Jones led the position group with three touchdown receptions.

The Cardinals defense is spearheaded by cornerback Patrick Peterson and defensive end Chandler Jones. Peterson is coming off his seventh consecutive Pro Bowl selection and Jones led the NFL with 17.0 sacks while forcing two fumbles. Linebacker Karlos Dansby recorded a team-high 95 tackles and one sack in 2017.

Kicker Phil Dawson returns for his 20th NFL season, making him the second oldest player in the league (behind the Colts Adam Vinatieri). The veteran enters his second season with Arizona after going 32-of-40 in field goal attempts in 2017.

2017 LEAGUE RANKINGS

OFFENSE		
REDSKINS		CARDINALS
16	Pts/Game	25
14	Yds/Play	30
16	Yds/Game	22
28	Rush Yds/Game	30
12	Pass Yds/Game	15
31	3rd Down Pct.	24
20	Time of Poss.	8
DEFENSE		
REDSKINS		CARDINALS
27t	Pts/Game	19
19	Yds/Play	4
21	Yds/Game	6
32	Rush Yds/Game	6
9	Pass Yds/Game	14
9	3rd Down Pct.	6

STEVE WILKS



Steve Wilks was named Arizona's head coach on Jan. 22, 2018 when he signed a four-year contract with a team option for a fifth. The 49-year old Wilks came to Arizona after spending the past six seasons (2012-17) with Carolina, including last year as the Panthers' defensive coordinator.

Wilks began his career in Carolina in 2012 as the Panthers' defensive backs coach for three seasons before adding the title of assistant head coach for two years (2015-16). He was promoted to defensive coordinator

in 2017 after Sean McDermott departed to become head coach of the Buffalo Bills. The Panthers finished in the top-10 in total defense in five of Wilks' six seasons with the team and ranked second in the NFL with 51 interceptions between 2015-17. They advanced to the playoffs in four of Wilks' six seasons in Carolina.

During Wilks' five seasons as the Panthers secondary coach (2012-16), Carolina ranked fourth in the NFL with 86 interceptions. Last year in Wilks' first season as defensive coordinator, the Panthers went from 21st overall in 2016 (359.8) to seventh in 2017 (317.1 ypg).

The Panthers finished third in sacks (50), third in run defense (88.1 ypg) and were the only team in the NFL to not allow an individual 100-yard rusher in any game. By the end of the '17 season, the Panthers had gone 20 consecutive games without allowing a 100-yard rusher, the longest streak in the NFL. LBs Luke Kuechly and Thomas Davis were both selected to the Pro Bowl while Kuechly was named first-team All-Pro in 2017.

The Panthers 50 sacks in 2017 were the third-most in the NFL and the fourth-most in franchise history. They were one of three teams (Jaguars, Rams) in the NFL to have multiple players with double-digit sacks (Julius Peppers-11.0, Mario Addison-11.0).

In 2016, Wilks' secondary helped the Panthers tie for the NFC lead with 17 interceptions. Rookie CB James Bradberry (second round) led the team with 11 passes defended, becoming the first rookie in Panthers history to lead the team in that category. Fellow rookie CB Daryl Worley (third round) finished second with 10 passes defended.

Wilks was given the additional title of assistant head coach in 2015. That same season the Panthers won the NFC Championship, played in Super Bowl 50 and led the NFL in interceptions (24), total takeaways (39) and turnover differential (+20). Carolina limited opposing quarterbacks to an NFL-low 73.5 passer rating and ranked sixth in the league in total defense (322.9 ypg).

In 2015, S Kurt Coleman tied for third in the NFL with seven interceptions, the second most in team history, and returned one for a touchdown. CB Josh Norman earned first-team All-Pro honors and was selected to the Pro Bowl after recording 15 passes defended and four interceptions, including two returned for touchdowns.

In 2014, Wilks' secondary helped the Panthers rank 10th in the NFL in total defense. During the 2013 season, Wilks directed a unit that helped the Panthers finish second in the NFL in total defense and sixth in pass defense. Defensive backs were responsible for 16 interceptions, including a team-record four returned for touchdowns. Carolina limited opponents to an 81.4 passer rating, which was 10th in the NFL and S Mike Mitchell was one of two players in the NFL with at least four interceptions, three sacks and two forced fumbles.

Wilks returned home to Charlotte in 2012 to work for the Panthers. In his first season with the team, Carolina's pass defense improved from 24th in 2011 to 13th for an overall ranking of 10th in total defense. The Panthers led the NFL in average yards after the catch, allowed the third fewest pass plays of 20 or more yards and returned three interceptions for touchdowns.

SERIES HISTORY

Sunday's matchup between the Redskins and Cardinals will mark the 124th overall meeting between the former division rivals. The Redskins lead the all-time series, 75-46-2, with all 123 meetings coming in regular season play.

The Redskins have won nine of the teams' last 11 meetings and a win on Sunday would be the Redskins' first victory at Arizona since defeating the Cardinals 17-13 in 2005. A win would also be the first time the Redskins posted back-to-back victories against the Cardinals since defeating them in eight straight games from 2000-2011.

Included below are the 123 previous games contested between the Redskins and Cardinals:

Date	Game	Result
10/16/1932	vs. CHI Cardinals	9-0 L
11/27/1932	at CHI Cardinals	8-6 W
10/22/1933	vs. CHI Cardinals	10-0 W
12/3/1933	at CHI Cardinals	0-0 T
10/28/1934	vs. CHI Cardinals	9-0 W
11/24/1935	vs. CHI Cardinals	6-0 L
11/1/1936	vs. CHI Cardinals	13-10 W
9/24/1937	vs. CHI Cardinals	21-14 L
11/19/1939	vs. CHI Cardinals	28-7 W
10/13/1940	vs. CHI Cardinals	28-21 W
11/8/1942	vs. CHI Cardinals	28-0 W
10/24/1943	vs. CHI Cardinals	13-7 W
11/4/1945	vs. CHI Cardinals	24-21 W
11/23/1947	vs. CHI Cardinals	45-21 W
9/26/1949	at CHI Cardinals	38-7 L
10/22/1950	vs. CHI Cardinals	38-28 L
10/21/1951	vs. CHI Cardinals	7-3 W
12/9/1951	at CHI Cardinals	20-17 W
9/29/1952	at CHI Cardinals	23-7 W
10/12/1952	vs. CHI Cardinals	17-6 L
9/27/1953	at CHI Cardinals	24-13 W
11/8/1953	vs. CHI Cardinals	28-17 W
11/21/1954	at CHI Cardinals	38-16 L
12/12/1954	vs. CHI Cardinals	37-20 W
10/9/1955	vs. CHI Cardinals	24-10 L
11/20/1955	at CHI Cardinals	31-0 W
10/14/1956	vs. CHI Cardinals	31-3 L
10/28/1956	at CHI Cardinals	17-14 W
10/6/1957	at CHI Cardinals	37-14 W
10/20/1957	vs. CHI Cardinals	44-14 L
10/4/1958	at CHI Cardinals	37-10 L
11/9/1958	vs. CHI Cardinals	45-31 W
9/27/1959	at CHI Cardinals	49-21 L
10/11/1959	vs. CHI Cardinals	23-14 W
11/6/1960	at STL Cardinals	44-7 L
11/20/1960	vs. STL Cardinals	26-14 L
10/22/1961	vs. STL Cardinals	24-0 L
12/3/1961	at STL Cardinals	38-24 L
9/30/1962	vs. STL Cardinals	24-14 W
10/14/1962	at STL Cardinals	17-17 T
10/27/1963	vs. STL Cardinals	21-7 L
11/10/1963	at STL Cardinals	24-20 L
10/4/1964	vs. STL Cardinals	23-17 L
10/18/1964	at STL Cardinals	38-24 L
10/10/1965	vs. STL Cardinals	37-16 L
10/24/1965	at STL Cardinals	24-20 W
9/18/1966	at STL Cardinals	23-7 L
10/23/1966	vs. STL Cardinals	26-20 W
11/5/1967	vs. STL Cardinals	27-21 L
10/20/1968	at STL Cardinals	41-14 L
10/12/1969	vs. STL Cardinals	33-17 W
9/27/1970	at STL Cardinals	27-17 L
12/20/1970	vs. STL Cardinals	28-27 W
9/19/1971	at STL Cardinals	24-17 W
10/17/1971	vs. STL Cardinals	20-0 W

9/24/1972	vs. STL Cardinals	24-10 W
10/15/1972	at STL Cardinals	33-3 W
9/23/1973	at STL Cardinals	34-27 L
10/21/1973	vs. STL Cardinals	31-13 W
9/22/1974	vs. STL Cardinals	17-10 L
10/27/1974	at STL Cardinals	23-20 L
10/13/1975	vs. STL Cardinals	27-17 W
11/16/1975	at STL Cardinals	20-17 (OT) L
10/25/1976	vs. STL Cardinals	20-10 W
11/21/1976	at STL Cardinals	16-10 W
10/2/1977	vs. STL Cardinals	24-14 W
12/10/1977	at STL Cardinals	26-20 W
9/17/1978	at STL Cardinals	28-10 W
11/19/1978	vs. STL Cardinals	27-17 L
9/23/1979	at STL Cardinals	17-7 W
11/11/1979	vs. STL Cardinals	30-28 W
10/19/1980	vs. STL Cardinals	23-0 W
12/21/1980	at STL Cardinals	31-7 W
9/20/1981	at STL Cardinals	40-30 L
11/1/1981	vs. STL Cardinals	42-21 W
12/12/1982	at STL Cardinals	12-7 W
1/2/1983	vs. STL Cardinals	28-0 W
10/9/1983	at STL Cardinals	38-14 W
11/6/1983	vs. STL Cardinals	45-7 W
10/21/1984	at STL Cardinals	26-24 L
12/16/1984	vs. STL Cardinals	29-27 W
10/7/1985	vs. STL Cardinals	27-10 W
12/21/1985	at STL Cardinals	27-16 W
10/19/1986	vs. STL Cardinals	28-21 W
11/30/1986	at STL Cardinals	20-17 W
10/4/1987	vs. STL Cardinals	28-21 W
12/6/1987	at STL Cardinals	34-17 W
9/25/1988	at PHX Cardinals	30-21 L
10/16/1988	vs. PHX Cardinals	33-17 W
10/8/1989	vs. PHX Cardinals	30-28 W
12/3/1989	at PHX Cardinals	29-10 W
9/9/1990	vs. PHX Cardinals	31-0 W
9/30/1990	at PHX Cardinals	38-10 W
9/15/1991	vs. PHX Cardinals	34-0 W
12/8/1991	at PHX Cardinals	20-14 W
10/4/1992	at PHX Cardinals	27-24 L
11/29/1992	vs. PHX Cardinals	41-3 W
9/12/1993	vs. PHX Cardinals	17-10 L
10/17/1993	at PHX Cardinals	36-6 L
10/16/1994	vs. ARI Cardinals	19-16 (OT) L
12/11/1994	at ARI Cardinals	17-15 L
9/3/1995	vs. ARI Cardinals	27-7 W
10/15/1995	at ARI Cardinals	24-20 L
11/10/1996	vs. ARI Cardinals	37-34 (OT) L
12/15/1996	at ARI Cardinals	27-26 L
9/14/1997	vs. ARI Cardinals	19-13 (OT) W
12/7/1997	at ARI Cardinals	38-28 W
11/8/1998	at ARI Cardinals	29-27 L
11/22/1998	vs. ARI Cardinals	45-42 L
10/17/1999	at ARI Cardinals	24-10 W
12/12/1999	vs. ARI Cardinals	28-3 W
11/5/2000	at ARI Cardinals	16-15 L
12/24/2000	vs. ARI Cardinals	20-3 W
12/9/2001	at ARI Cardinals	20-10 W
1/6/2002	vs. ARI Cardinals	20-17 W
9/8/2002	vs. ARI Cardinals	31-23 W
12/11/2005	at ARI Cardinals	17-13 W
10/21/2007	vs. ARI Cardinals	21-19 W
9/21/2008	vs. ARI Cardinals	24-17 W
9/18/2011	vs. ARI Cardinals	22-21 W
10/12/2014	at ARI Cardinals	30-20 L
12/4/2016	at ARI Cardinals	31-23 L
12/17/2017	vs. ARI Cardinals	20-15 W

NOTABLE REDSKINS/CARDINALS CONNECTIONS

Former Cardinals on Redskins:

Offensive Coordinator Matt Cavanaugh (1994-95)
Outside Linebackers Coach Chad Grimm (2009-12)
OL Tony Bergstrom (2017)
RB Adrian Peterson (2017)
S D.J. Swearinger Sr. (2015-16)

Former Redskins on Cardinals:

Bill Bidwell Fellowship/Running Backs Coach Terry Allen (RB Player, 1995-98)
Offensive Line Coach Ray Brown (G/T-Player, 1989-95/2004-05, 2006)
Running Backs Coach Kirby Wilson (2000)

Redskins from Arizona:

LS Nick Sundberg (Phoenix)

Cardinals from the D.C./Maryland/Virginia area:

Quarterbacks Coach Byron Leftwich (Washington, D.C.)
S Antoine Bethea (Newport News, Va.)
QB Mike Glennon (Fairfax County, Va.)
S Zeke Turner (Pasadena, Md.)

Redskins who went to college in Arizona:

G Shawn Lauvao (Arizona State)

Cardinals who went to college in the D.C./Maryland/Virginia area:

S Antoine Bethea (Howard)

Notable Pro Connections:

Head Coach Jay Gruden (2002-08) worked with Cardinals Running Backs Coach Kirby Wilson (02-03) for the Tampa Bay Buccaneers. Gruden served as an Offensive Assistant and Kirby as Running Backs Coach.

Gruden (2011-13) worked for the Cincinnati Bengals when Cardinals OL Andre Smith (09-15, 17) played there. Gruden served as Offensive Coordinator.

Defensive Coordinator Greg Manusky (LB-Player, 1991-93) and Cardinals Bill Bidwell Fellowship/Running Backs Coach Terry Allen (RB-Player, 91-94) played together on the Minnesota Vikings.

Manusky (2007-10), TE Vernon Davis (06-15) and QB Alex Smith (05-12) and Cardinals Special Teams Coordinator Jeff Rodgers (05-07), Offensive Line Coach Ray Brown (10), Tight Ends Coach Jason Michael (09-10), OL Mike Iupati (10-14) and P Andy Lee (04-14) were all members on the San Francisco 49ers. Manusky served as Defensive Coordinator, Rodgers as Assistant Special Teams Coach, Brown as Assistant O-Line Coach and Michael as Offensive Assistant (09)/Quarterbacks Offensive Assistant (10).

Manusky (2011) worked with Cardinals Head Coach Steve Wilks (2011), Senior Assistant/Defensive Line Coach Don Johnson (09-15), Jason Michael (11-13) and Assistant Strength and Conditioning Coach Vernon Stephens (07-12) for the San Diego Chargers. Manusky served as Defensive Coordinator, Wilks as Assistant Head Coach/DBs, Johnson as Defensive Line Coach, Michael as Tight Ends Coach and Stephens as Assistant Strength and Conditioning Coach.

Manusky (2012-15) worked for the Indianapolis Colts when Cardinals S Antoine Bethea (06-13) played there. Manusky served as Defensive Coordinator.

Special Teams Coordinator Ben Kotwica (2007-13) worked with Cardinals Jason Michael (07) for the New York Jets. Kotwica served as Quality Control Coach at the time and Michael as Tight Ends Coach. Cardinals DE Jacques Smith (12-13) played on the practice squad.

Assistant Offensive Line Coach Phil Rauscher (2015-17) worked with Cardinals Offensive Coordinator Mike McCoy (17) for the Denver Broncos. Rauscher served as Assistant to the Head Coach at the time and McCoy as Offensive Coordinator. Cardinals LS Aaron Brewer (12-15) and DE Vontarius Dora (16-17) played on team.

Defensive Backs Coach Torrian Gray (2004-05) worked with Cardinals Don Johnson (05-06) for the Chicago Bears. Gray served as Assistant Defensive Backs Coach and Johnson as Defensive Line Coach.

Defensive Quality Control Coach Cannon Matthews (2008-11) worked with Cardinals Ray Brown (08-09) for the Buffalo Bills. Matthews served as Defensive/Special Teams Coaching Assistant at the time and Brown as Assistant Offensive Line Coach.

Matthews (2013, 16) and Cardinals Kirby Wilson (16-17) and CB Jamar Taylor (16-18) were all members on the Cleveland Browns. Matthews served as Assistant Defensive Backs Coach and Wilson as Run Game Coordinator/Running Backs Coach.

Matthews (2014-15) and LB Zach Brown (12-15) and Cardinals Jason Michael (14-17) were all members of the Tennessee Titans. Matthews served as the Defensive Quality Control Coach and Michael as Offensive Coordinator.

Quarterbacks Coach/Passing Games Coordinator Kevin O'Connell (QB-Player, 2008-09) played for the New England Patriots when Cardinals Director of Football Operations Matt Caracciolo (05-09) worked there. Caracciolo served as a Football Operations Assistant.

O'Connell (QB-Player, 2012) played for the San Diego Chargers when Cardinals Don Johnson (09-15), Jason Michael (11-13) and Vernon Stephens (07-12) all worked there. Johnson served as the Defensive Line Coach, Michael as Tight Ends Coach and Stephens as Assistant Strength and Conditioning Coach.

O'Connell worked for the Cleveland Browns when Cardinals Andy Lee played on the team in 2015. O'Connell served as the Quarterbacks Coach.

O'Connell (2016) worked for the San Francisco 49ers when Cardinals Antoine Bethea (14-16), K Phil Dawson (13-16) and LB Gerald Hodges (15-16) all played there. O'Connell served as the Special Projects Coach.

Assistant Head Coach/Offensive Line Coach Bill Callahan (2012-14) and Tight Ends Coach Wes Phillips (2007-13) worked for the Dallas Cowboys when Cardinals OL John Wetzell (13-15) played there. Callahan served as the Offensive Coordinator/Offensive Line Coach and Phillips as Tight Ends Coach.

Offensive Coordinator Matt Cavanaugh (1996) worked for the San Francisco 49ers when Cardinals Ray Brown (G/T-Player, 96-01) played there. Cavanaugh served as a Quarterbacks Coach.

Cavanaugh (1999-04) worked for the Baltimore Ravens when Cardinals Terry Allen (RB-Player, 01) played there. Cavanaugh served as Offensive Coordinator.

Cavanaugh (2009-12) worked for the New York Jets when Cardinals Jacques Smith (12-13) played there. Cavanaugh served as the Quarterbacks Coach.

Wide Receivers Coach Ike Hilliard (WR-Player, 1997-04) played for the New York Giants when Cardinals Defensive Backs Coach David Merritt, Sr. (04-17) worked there. Merritt, Sr. served as the Defensive Assistant/Quality Control Coach.

Running Backs Coach Randy Jordan (RB-Player, 1995-97) played for the Jacksonville Jaguars when Cardinals Vice President of Player Personnel Terry McDonough (97-2012) worked there. McDonough was a Scout at the time.

Outside Linebackers Coach Chad Grimm (2013-14) worked with Cardinals Don Johnson (09-15) and Jason Michael (11-13) for the San Diego Chargers. Grimm served as the Defensive Quality Control Coach, Johnson as the Defensive Line Coach and Michael as Tight Ends Coach.

Defensive Line Coach Jim Tomsula (2007-15) and Vernon Davis (06-15) and Cardinals Jeff Rodgers (05-07), Ray Brown (10), Jason Michael (09-10), Antoine Bethea (14-16), Phil Dawson (13-16), Gerald Hodges (15-16), Mike Iupati (10-14) and Andy Lee (04-14) were all members on the San Francisco 49ers. Tomsula served as D-Line Coach (07-14)/Head Coach (15), Rodgers Assistant Special Teams Coach, Brown Assistant O-Line Coach and Michael Offensive Assistant (09)/Quarterbacks Offensive Assistant (10).

Director of Player Development Malcolm Blacken (2001-09) worked for the Detroit Lions when Cardinals Ray Brown (G/T-Player, 02-03) and Linebackers Coach Larry Foote (LB-Player, 09) played there. Redskins O'Connell also played for the Lions in 2009. Blacken served as the Strength and Conditioning Coach.

Vice President of Player Personnel Doug Williams (2004-10) worked for the Tampa Bay Buccaneers when Cardinals Quarter-

NOTABLE REDSKINS/CARDINALS CONNECTIONS

backs Coach Byron Leftwich (QB-Player, 09) played there. Williams served as the Director of Professional Personnel at the time.

OL Tony Bergstrom (2012-15) and Cardinals TE Gabe Holmes (15-17), DE Benson Mayowa (14-15) and John Wetzel (13) all played together for the Oakland Raiders. Cardinals Vernon Stephens (14) worked there and served as the Assistant Strength and Conditioning Coach. Bergstrom also played with TE Holmes on the Baltimore Ravens in 2017.

Davis (15) and Cardinals Aaron Brewer (12-15) played together for the Denver Broncos. Cardinals Jeff Rodgers (2011-14) worked there and served as the Special Teams Coordinator.

LB Mason Foster (2011-14) and Cardinals QB Mike Glennon (13-16) and Jacquies Smith (14-16) played together on the Tampa Bay Buccaneers. Cardinals Defensive Quality Control Coach Alonso Escalante (12-13) worked there and served as a Defensive Assistant.

Foster (2015), DL Ziggy Hood (15) and LB Pernell McPhee (15-17) and Cardinals DT Olsen Pierre (15) and Mike Glennon (17) all played together on the Chicago Bears. Cardinals Jeff Rodgers (15-17) worked there and served as the Special Teams Coordinator.

Alex Smith (13-17) and Cardinals OL Daniel Munyer (15-16) played together on the Kansas City Chiefs.

Hood (2009-13) and Cardinals Larry Foote (LB-Player, 10-13), Byron Leftwich (QB-Player, 10-12) and Kirby Wilson (07-13) were all members of the Pittsburgh Steelers. Wilson served as the Running Backs Coach.

K Dustin Hopkins and Cardinals DE Jacquies Smith played on the Buffalo Bills from 2013-14.

G Shawn Lauvao (2010-13) and QB Colt McCoy (10-12) and Cardinals Phil Dawson (99-12) all played on the Cleveland Browns.

McCoy (2013) and Cardinals Phil Dawson (13-16), Mike Iupati (10-14) and Andy Lee (04-14) played on the San Francisco 49ers.

McPhee (2011-14) and Cardinals LB Josh Byner (11-13) played together on the Baltimore Ravens.

CB Josh Norman (2012-15) and Cardinals CB Bene' Benwikere (14-16) and S Tre Boston (14-16) played on the Carolina Panthers when Cardinals Steve Wilks (12-17), Defensive Coordinator Al Holcomb (13-17), Ray Brown (11-17) and Offensive Assistant Cameron Turner (15-17) all worked there. Wilks served as the Defensive Backs Coach (12-14)/Assistant Head Coach/Defensive Backs (15-16), Holcomb as Linebackers Coach, Brown as Assistant Offensive Line Coach and Turner as Assistant Wide Receivers Coach.

RB Adrian Peterson (2007-16) played with Cardinals FB Derrick Coleman (12) on the Minnesota Vikings. Offensive Assistant Coach Cameron Turner (11-12) worked there and served as Assistant to the Head Coach.

Peterson (07-16) played with Cardinals QB Sam Bradford (16-17), Gerald Hodges (13-15) and Andre Smith (16) on the Minnesota Vikings. Cardinals Kirby Wilson (14-15) served as Running Backs Coach for the Vikings at the time.

Peterson played with Cardinals Gerald Hodges on the New Orleans Saints in 2017.

WR Paul Richardson Jr. (2014-17) and Cardinals Derrick Coleman (13-15) and Gabe Holmes (17) all played together on the Seattle Seahawks.

S D.J. Swearinger Sr. (2015) and Cardinals Mike Glennon (13-16) and Jacquies Smith (14-16) played together on the Tampa Bay Buccaneers.

LB Zach Vigil (2015-16) and Cardinals Bene' Benwikere (16) and Jamar Taylor (13-16) played together on the Miami Dolphins.

Vigil and the Cardinals Gerald Hodges played on the Buffalo Bills in 2017.

Notable College Connections:

Callahan (1980-86) worked at Illinois when Cardinals Kirby Wilson (RB-Player, 80-81) played there. Callahan served as an Associate Coach.

Jordan (2012-13) worked at North Carolina when Cardinals Tre Boston (10-13) and RB T.J. Logan (13-16) played there. Jordan served

as Running Backs Coach.

O'Hara (2011-13) worked at Miami when Cardinals Olsen Pierre (11-14) played there. O'Hara served as a Student Assistant and Graduate Assistant.

Rauscher (OL-Player, 2004-09) played at UCLA when Cardinals Don Johnson (00-04) worked there. Johnson served as the Defensive Line Coach/Recruiting Coordinator.

Rauscher (2004-09) worked at UCLA when Cardinals Derrick Coleman (08-11) played there. Rauscher served as a Graduate Assistant.

Blacken (1990-91) worked with Cardinals Assistant Special Teams Coach Randall McCray (91-92) at South Carolina. Blacken served as the Assistant Strength & Conditioning Coach and McCray as a Graduate Assistant.

Zach Brown (2008-11) and Cardinals Tre Boston (10-13) played together at North Carolina.

CB Quinton Dunbar (2011-14) and TE Jordan Reed (09-12) and Cardinals OL DJ Humphries (12-14) all played together at Florida.

S Deshaun Elizabeth (2011-14) and Cardinals TE Ricky Seals-Jones (14-17) and CB Brandon Williams (13-15) all played together at Texas A&M.

Hood (2005-08) and Cardinals Jacquies Smith (08-11) played together for one season at Mizzou.

DE Matt Ioannidis (2012-15) and Cardinals LB Haason Reddick (13-16) played together at Temple.

LB Ryan Kerrigan (2007-10) and Cardinals Gabe Holmes (10-14) played together for one season at Purdue.

CB Fabian Moreau (2012-16) and Cardinals QB Josh Rosen (15-17) played together at UCLA.

Richardson Jr. (2010-13) and Cardinals Daniel Munyer (11-14) played together at Colorado.

P Tress Way (2008-12) and OL Trent Williams (06-09) and Cardinals QB Sam Bradford (07-09) and TE Jermaine Gresham (06-09) played together at Oklahoma.

SERIES SUPERLATIVES

REDSKINS

PASSING

Completions	30	Trent Green, 11/22/98
Attempts	49	Trent Green, 11/22/98
Yards	388	Joe Theismann, 09/20/81
TDs	4	Three Times Last Time: Trent Green, 11/22/98

RUSHING

Attempts	38	Stephen Davis, 01/06/02
Yards	206	George Rodgers, 12/21/85
TDs	3	Twice Last Time: John Riggins, 10/09/83

RECEIVING

Receptions	11	Art Monk, 12/16/84
Yards	255	Anthony Allen, 10/04/87
TDs	3	Twice Last Time: Michael Westbrook, 11/22/98

DEFENSE

Sacks	3	Four Times Last Time: Andre Collins, 10/17/93
Interceptions	3	Four Times Last Time: Champ Bailey, 10/17/99

CARDINALS

PASSING

Completions	37	Neil Lomax, 12/16/84
Attempts	59	Boomer Esiason, 11/10/96
Yards	522	Boomer Esiason, 11/10/96
TDs	4	Jake Plummer, 12/07/97

RUSHING

Attempts	36	Wayne Morris, 11/19/78
Yards	157	John David Crow, 12/20/60
TDs	3	Jake Plummer, 11/22/98

RECEIVING

Receptions	12	Otis Anderson, 12/16/84
Yards	196	Roy Green, 12/16/84
TDs	3	Four Times Last Time: Rob Moore, 12/07/97

DEFENSE

Sacks	3	Ken Harvey, 09/12/93
Interceptions	4	Jerry Norton, 11/20/60

CAREER STATS VS. CARDINALS

Projected Offensive Starters

QB Alex Smith [12 games]:

195-of-332, 2216 yards, 11 TDs

RB Rob Kelley [one game]:

14 att., 63 yards

WR Jamison Crowder [two games]:

8 rec., 97 yards, 2 TDs

WR Paul Richardson, Jr. [seven games]:

12 rec., 187 yards, 1 TD

WR Josh Doctson [one game]:

2 rec., 16 yards

TE Jordan Reed [one game]:

8 rec., 92 yards

Projected Defensive Starters

(Stats according to STATS, INC.)

DE Jonathan Allen:

First career game vs. Cardinals

NT Daron Payne:

First career game vs. Cardinals

DE Matt Ioannidis [one game]:

2 tackles (1 solo, 1 assist)

LB Preston Smith [two games]:

5 tackles (5 solo), 1 sack, 1 FR, 1 INT

LB Zach Brown [two games]:

14 tackles (12 solo, 2 assist)

LB Mason Foster [two games]:

9 tackles (7 solo, 2 assist), 1 TFL

LB Ryan Kerrigan [four games]:

16 tackles (14 solo, 2 assist), 4 TFL, 1 FF

CB Josh Norman [two games]:

11 tackles (8 solo, 3 assist), 1 TFL

CB Quinton Dunbar [two games]:

1 ST tackle, 2 Pass defended

S D.J. Swearinger, Sr. [two games]:

6 tackles (4 solo, 2 assist), 1 INT, 2 TFL

S Montae Nicholson:

First career game vs. Cardinals

Stat lines reflect statistics from games played against opponent during the regular season

TALE OF THE TAPE

OFFENSE

REDSKINS		CARDINALS
342	POINTS	295
74	Points in 1st Quarter	57
115	Points in 2nd Quarter	100
50	Points in 3rd Quarter	55
103	Points in 4th Quarter	74
37	Offensive Touchdowns	27
10	Rushing TDs	6
27	Passing TDs	21
2	Return TDs	2
24	Field Goals	32
5199	Yards From Scrimmage	5026
324.9	Yards Per Game	314.1
982	Total Plays	1059
5.3	Avg. Per Play	4.7
28/14	Fumbles/Lost	19/7
13	Had Intercepted	18
66/204	Third-down Conversions	82/233
32.4	Third-down Percentage	35.2
9/16	Fourth-down Conversions	7/16
56.3	Fourth-down Percentages	43.8
92/732	Penalties/Yards	110/880
29:40:00	Time of Possession Avg.	30:47

PASSING

540	Pass Attempts	598
347	Pass Completions	339
64.3	Completion Percentage	56.7
4093	Passing Yards	3979
255.8	Avg. Yards/Game	248.7
27	Passing Touchdowns	21
13	Interceptions	18
93.9	Rating	76.2
41	Times Sacked	52
39	Completions of 25+ yards	25

RUSHING

401	Rush Attempts	409
1448	Rush Yards	1386
3.61	Yards Per Carry	3.39
90.5	Yards Per Game	86.6
10	Touchdowns	6
66	First Downs	66
36	Rushes of 10+ yards	27

RECEIVING

347	Receptions	339
4093	Receiving yards	3979
11.8	Yards Per Catch	11.7
255.8	Yards Per Game	248.7
27	Touchdowns	21
191	First Downs	200
39	Receptions of 25+ yards	25

DEFENSE

REDSKINS		CARDINALS
388	POINTS	361
67	Points in 1st Quarter	74
117	Points in 2nd Quarter	80
77	Points in 3rd Quarter	76
124	Points in 4th Quarter	128
36	Offensive Touchdowns	36
13	Rushing TDs	12
23	Passing TDs	24
5	Return TDs	5
34	Field Goals	26
5566	Yards From Scrimmage	4975
347.9	Yards Per Game	310.9
1045	Total Plays	1007
5.3	Avg. Per Play	4.9
21/7	Fumbles/Lost	20/6
16	Had Intercepted	15
83/226	Third-down Conversions	80/224
36.7	Third-down Percentage	35.7
9/15	Fourth-down Conversions	7/16
60	Fourth-down Percentages	43.8
100/887	Penalties/Yards	129/1128
30:20	Time of Possession Avg.	29:13

PASSING

531	Pass Attempts	564
306	Pass Completions	343
57.6	Completion Percentage	60.8
3622	Passing Yards	3796
230.8	Avg. Yards/Game	237.3
23	Passing Touchdowns	24
16	Interceptions	15
81	Rating	83.9
42	Times Sacked	37
28	Completions of 25+ yards	25

RUSHING

472	Rush Attempts	406
2146	Rush Yards	1434
4.55	Yards Per Carry	3.53
134.1	Yards Per Game	89.6
13	Touchdowns	12
105	First Downs	68
56	Rushes of 10+ yards	38

RECEIVING

306	Receptions	343
3692	Receiving yards	3796
12.1	Yards Per Catch	11.1
230.8	Yards Per Game	237.3
23	Touchdowns	24
171	First Downs	187
28	Receptions of 25+ yards	25

LAST MEETING

Redskins 20, Cardinals 15

Associated Press
Dec. 17, 2017

LANDOVER, Md. -- Anthony Lanier sacked Blaine Gabbert and forced a fumble that Preston Smith recovered and the Washington Redskins held on to beat the Arizona Cardinals 20-15 Sunday in a game that was a comedy of errors for each team.

Smith also intercepted Gabbert and Lanier batted down three passes and had two sacks as they gave the Redskins (6-8) a glimpse of their potential as significant pieces of the defense for years to come.

Gabbert was 16 of 41 for 189 yards with the interception and a fumble he recovered himself in the fourth quarter. Arizona (6-8), which got all its points on field goals by Phil Dawson, went 0 for 6 in the red zone and 4 for 19 on third down as it was eliminated from playoff contention.

Washington quarterback Kirk Cousins was 18 of 26 for 196 yards with touchdown passes to Jamison Crowder and new running back Kapri Bibbs. The Redskins were booed at times in the second half by fans in the announced crowd of 71,026.

Gabbert led the Cardinals to the Washington 21-yard line before an incomplete pass on fourth down ended their chances.

Dawson made all five of his field goal attempts, connecting from 40, 35, 19, 34 and 32 yards. He was good from 54 early in the fourth quarter, though that was wiped out when Washington's A.J. Francis was given a 15-yard penalty for leverage.

Dawson has scored the Cardinals' past 30 points going back to their Dec. 3 game against the Los Angeles Rams.

Arizona linebacker Chandler Jones earned his NFL-leading 15th sack of the season during the first half as he continued to make a case to be NFL Defensive Player of the Year. With two games remaining, he's two shy of setting the franchise record for sacks in a season.

Even though coach Bruce Arians didn't call for an onside kick to start the second half, the Cardinals got the ball back in excellent field position. Dawson's kickoff bounced deep in Washington territory and when no Redskins player fielded it, Budda Baker recovered at the 22.

Cardinals: DL Robert Nkemdiche left with a wrist injury. ... LB Karlos Dansby suffered a calf injury. ... DL Josh Mauro was inactive with an ankle injury.

Redskins: CB Bashaud Breeland left with a shoulder injury. ... Rookie LB Ryan Anderson suffered a knee injury in punt coverage. Anderson came in dealing with an ankle injury. ... LT Trent Williams missed his fourth game of the season with a knee injury.

REDSKINS DEF. CARDINALS, 20-15

	Cardinals	Redskins
TOTAL FIRST DOWNS	19	14
By Rushing	8	1
By Passing	8	10
By Penalty	3	3
THIRD DOWN EFFICIENCY	4-19-21%	1-9-11%
FOURTH DOWN EFFICIENCY	2-3-67%	0-0-0%
TOTAL NET YARDS	286	218
Total Offensive Plays (inc. times thrown passing)	80	47
Average gain per offensive play	3.6	4.6
NET YARDS RUSHING	141	31
Total Rushing Plays	34	20
Average gain per rushing play	4.1	1.6
Tackles for a loss-number and yards	1-4	2-15
NET YARDS PASSING	145	187
Times thrown - yards lost attempting to pass	5-44	1-9
Gross yards passing	189	196
PASS ATTEMPTS-COMPLETIONS-HAD INTERCEPTED	41-16-1	26-18-0
Avg gain per pass play (inc.# thrown passing)	3.2	6.9
KICKOFFS Number-In End Zone-Touchbacks	5-0-0	5-3-3
PUNTS Number and Average	5-50.2	6-53.2
Had Blocked	0	0
FGs - PATs Had Blocked	0-0	0-0
Net Punting Average	46.6	42.7
TOTAL RETURN YARDAGE (Not Including Kickoffs)	43	36
No. and Yards Punt Returns	5-43	2-18
No. and Yards Kickoff Returns	2-28	4-95
No. and Yards Interception Returns	0-0	1-18
PENALTIES Number and Yards	8-71	7-82
FUMBLES Number and Lost	3-1	1-1
TOUCHDOWNS	0	2
Rushing	0	0
Passing	0	2
EXTRA POINTS Made-Attempts	0-0	2-2
Kicking Made-Attempts	0-0	2-2
FIELD GOALS Made-Attempts	5-5	2-2
RED ZONE EFFICIENCY	0-6-0%	1-3-33%
GOAL TO GO EFFICIENCY	0-2-0%	1-2-50%
SAFETIES	0	0
FINAL SCORE	15	20
TIME OF POSSESSION	36:16	23:44



2017 NFL STANDINGS AND RANKINGS

NATIONAL FOOTBALL CONFERENCE

East Division

Team	W	L	T	Pct	Conf	Div	Streak
Eagles	13	3	0	.813	10-2-0	5-1-0	Lost 1
Cowboys	9	7	0	.563	7-5-0	5-1-0	Won 1
Redskins	7	9	0	.438	5-7-0	1-5-0	Lost 1
Giants	3	13	0	.188	1-11-0	1-5-0	Won 1

North Division

Team	W	L	T	Pct	Conf	Div	Streak
Vikings	13	3	0	.813	10-2-0	5-1-0	Won 3
Lions	9	7	0	.563	8-4-0	5-1-0	Won 1
Packers	7	9	0	.438	5-7-0	2-4-0	Lost 3
Bears	5	11	0	.313	1-11-0	0-6-0	Lost 1

South Division

Team	W	L	T	Pct	Conf	Div	Streak
Saints	11	5	0	.688	8-4-0	4-2-0	Lost 1
Panthers	11	5	0	.688	7-5-0	3-3-0	Lost 1
Falcons	10	6	0	.625	9-3-0	4-2-0	Won 1
Buccaneers	5	11	0	.313	3-9-0	1-5-0	Won 1

West Division

Team	W	L	T	Pct	Conf	Div	Streak
Rams	11	5	0	.688	7-5-0	4-2-0	Lost 1
Seahawks	9	7	0	.563	7-5-0	4-2-0	Lost 1
Cardinals	8	8	0	.500	5-7-0	3-3-0	Won 2
49ers	6	10	0	.375	3-9-0	1-5-0	Won 5

AMERICAN FOOTBALL CONFERENCE

East Division

Team	W	L	T	Pct	Conf	Div	Streak
Patriots	13	3	0	.813	10-2-0	5-1-0	Won 3
Bills	9	7	0	.563	7-5-0	3-3-0	Won 1
Dolphins	6	10	0	.375	5-7-0	2-4-0	Lost 3
Jets	5	11	0	.313	5-7-0	2-4-0	Lost 4

North Division

Team	W	L	T	Pct	Conf	Div	Streak
Steelers	13	3	0	.813	10-2-0	6-0-0	Won 2
Ravens	9	7	0	.563	7-5-0	3-3-0	Lost 1
Bengals	7	9	0	.438	6-6-0	3-3-0	Won 2
Browns	0	16	0	.000	0-12-0	0-6-0	Lost 16

South Division

Team	W	L	T	Pct	Conf	Div	Streak
Jaguars	10	6	0	.625	9-3-0	4-2-0	Lost 2
Titans	9	7	0	.563	8-4-0	5-1-0	Won 1
Colts	4	12	0	.250	3-9-0	2-4-0	Won 1
Texans	4	12	0	.250	3-9-0	1-5-0	Lost 6

West Division

Team	W	L	T	Pct	Conf	Div	Streak
Chiefs	10	6	0	.625	8-4-0	5-1-0	Won 4
Chargers	9	7	0	.563	6-6-0	3-3-0	Won 2
Raiders	6	10	0	.375	5-7-0	2-4-0	Lost 4
Broncos	5	11	0	.313	4-8-0	2-4-0	Lost 2

REDSKINS 2017 SEASON RANKINGS

OFFENSE	No.	Rank (NFL/NFC)
Yards / Game	324.9	16/11
Yards / Play	5.29	14/8
Rushing Yards / Game	90.5	28/14
Rushing Yards / Play	3.61	30/14
Passing Yards / Game	234.4	12/8
Passing Yards / Play	6.46	12/7
Interception Rate	2.41%	18/10
Sacks / Pass Attempt	7.59%	20/11
First Downs / Game	17.4	26t/14
3rd Down Pct	32.35%	31/16
4th Down Pct	56.25%	6/3
Red Zone Pct	54.35%	16/10
Goal to Go%	60.87%	26/13
Avg Time of Possession	29:40	20/10
Points / Game	21.4	16/10

DEFENSE	No.	Rank (NFL/NFC)
Yards / Game	347.9	21/11
Yards / Play	5.33	18/10
Rushing Yards / Game	134.1	32/16
Rushing Yards / Play	4.55	29/15
Passing Yards / Game	213.8	9/4
Passing Yards / Play	5.97	15/9
Interception Rate	3.01%	10/5
Sacks / Pass Attempt	7.91%	7/4
First Downs / Game	19.2	14/7
3rd Down Pct	36.73%	9/4
4th Down Pct	60.00%	25t/12t
Red Zone Pct	50.88%	13/6
Goal to Go%	70.37%	15/8
Points / Game	24.3	27t/15t
Point Differential / Game	2.9	17/10
Yard Differential / Game	22.9	22/13

SPECIAL TEAMS	No.	Rank (NFL/NFC)
Field Goals Pct.	85.7%	13t/6t
Punt Return Avg	6.1	27/15
Kickoff Return Avg	19.8	25/12
Punt Coverage Avg	11.2	31/16
Kickoff Coverage Avg	18.7	2/1

ALL-TIME WINS

The Redskins have the fifth-most victories in NFL history, including both regular season and postseason play.

Franchise (Founded)	Total Wins
1. Green Bay Packers (1921)	771
2. Chicago Bears (1920)	766
3. New York Giants (1925)	711
4. Pittsburgh Steelers (1933)*	650
5. Washington Redskins (1932)	616

** Does not include victories by 1943 combined "Phil-Pitt Steagles" team*

SKINFORMATION

PRONUNCIATION GUIDE

PLAYER PRONUNCIATION GUIDE

Troy Apke	app-KEY
Geron Christian Sr.	JARE-en
Josh Doctson	DOCK-sun
Deshazor Everett	de-SHAY-zor
Shaun Dion Hamilton	Shawn DEE-on
Matt Ioannidis	eye-an-NYE-dis
Shawn Lauvao	luh-VOW
Ty Nsekhe	en-SECK-he
Daron Payne	duh-RON
Samaje Perine	sah-MAH-jay / PEE-rhine
Chase Roullier	ROO-lee-ay
Brandon Scherff	SCHER-eff
D.J. Swearinger Sr.	SWEAR-in-jurr

RESERVE LISTS

Arie Kouandjio	r-REE / kwan-JOE
Manasseh Garner	muh-NESS-uh
Derrius Guice	GICE (rhymes with 'Dice')

COACHING STAFF PRONUNCIATION GUIDE

Ben Kotwica	cot-WEE-kuh
Kavan Latham	kuh-VON
Greg Manusky	man-US-key
Jim Tomsula	tom-SOO-luh

ROSTER SUPERLATIVES

As of Sept. 3:

Tallest Player.....	Ty Nsekhe (6'8")
Shortest Player	Chris Thompson (5'8")
Average Height.....	6' 0"
Heaviest Player	Morgan Moses (335 lbs.)
Lightest Player	Jamison Crowder (177 lbs.)
Average Weight.....	245.6 lbs
Oldest Player.....	Vernon Davis (34)
Youngest Player	Tim Settle (21)
Average Age	23.1 years

A NOTE ON NAMES

Please include suffixes for the names of safety D.J. Swearinger Sr., and wide receiver Paul Richardson Jr., in first references when possible.


COACH MEDIA AVAILABILITY NOTES

On a typical game week, Head Coach Jay Gruden will address media at 2 p.m. on Monday and following practice on Wednesday, Thursday and Friday.

On such weeks, Defensive Coordinator Greg Manusky will address media after practice on Thursday. Offensive Coordinator Matt Cavanaugh will address media following practice on Friday.

Media availability sessions will take place in the Media Interview Room at Inova Sports Performance Center at Redskins Park in Loudon County.

2018 MEDIA GUIDE INFORMATION



A digital edition of the 2018 Washington Redskins Media Guide is available for download by directing your browser to <http://redskins1stroundmediagroup.com>.

The bookmarked PDF includes:

- » Bios for executives, coaches, players and other team personnel
- » Rosters and pronunciation guides
- » 2017 recap information
- » Team history and records
- » Information on Redskins facilities and events
- » 2018 media policies and guidelines

The guide is in PDF format and can be viewed with Adobe Acrobat Reader, which can be downloaded for free at get.adobe.com/reader. Furthermore, updated weekly information will be made available throughout the season on the team's online medial portal.

2018 DRAFT RECAP

TEAM DRAFT NOTES

» Dating back to 2011, the Redskins have now selected at least seven players in eight consecutive drafts for the first time since the league adopted the seven-round format in 1994.

» Including their 10 selections in the 2017 NFL Draft, the Redskins have now selected eight or more players in back-to-back drafts for only the third time since the NFL adopted the seven-round format in 1994, including instances in 2011-12, 2014-15 and 2017-18.

» The Redskins made two trades during the draft. On Day 2, the Redskins sent the Nos. 44 and 142 overall picks to the San Francisco 49ers for the Nos. 59 and 74 overall selections. On Day 3, the team traded the Nos. 205 and 231 picks to the Los Angeles Rams for the Nos. 197 and 256 selections.

» Of the Redskins' eight selections, seven were made with picks acquired by trade, including draft-day trades with San Francisco (RB Derrius Guice and T Geron Christian) and the Los Angeles Rams (LB Shaun Dion Hamilton and WR Trey Quinn), an offseason trade with Denver (S Troy Apke and DL Tim Settle) and a 2017 preseason trade with the Rams (CB Greg Stroman).

» The Redskins' seven selections with picks acquired by trades are the team's most since 2011 (eight). The only player selected by Washington with one of the team's original picks was DL Daron Payne with the No. 13 overall selection.

» The Redskins have selected at least four players with picks acquired via trade in each of the last five drafts. It is the team's longest such stretch since a five-draft span from 1985-89.

» The Redskins selected two pairs of college teammates in the same draft for the first time since 2012.

» The Redskins have now selected at least one pair of college teammates in six of the last eight drafts (Nebraska's Roy Helu Jr., DeJon Gomes and Niles Paul in 2011; SMU's Josh LeRibeus and Richard Crawford and Iowa's Adam Gettis and Jordan Bernstine in 2012; Florida State's Chris Thompson and Brandon Jenkins in 2013; Arkansas' Martrell Spaight and Tevin Mitchell in 2015; Alabama's Jonathan Allen and Ryan Anderson in 2017; Alabama's Daron Payne and Shaun Dion Hamilton and Virginia Tech's Tim Settle and Greg Stroman in 2018).

» The 2018 NFL Draft marks the sixth time the Redskins have selected a pair of teammates out of Alabama (1941, 1948, 1951, 1962 and 2017).

» The 2018 NFL Draft marks the first time the Redskins have selected a pair of teammates out of Virginia Tech.

» The Redskins have now selected a pair of college teammates from the same school in back-to-back years for the first time since

1964-65, when the team selected a pair of teammates from Arizona State in both drafts. In those drafts, the Redskins selected Pro Football Hall of Fame HB/WR Charley Taylor and G John Seedborg from Arizona State in 1964, and then added legendary TE Jerry Smith and HB Dave Estrada from the same university in 1965.

» With four selections from the University of Alabama across the 2017-18 drafts, the Redskins selected at least four players from a single school in a two-year span for the first time since selecting T Mark Doak (No. 147 overall), DB Ardell Johnson (No. 277) and G Dennis Pavelka (No. 412) from Nebraska in 1975 and selecting Nebraska DE Dean Gissler (No. 308) in 1976.

» The Redskins made multiple picks in the seventh round for the third consecutive year, marking the team's first three-year stretch with multiple seventh-round picks since selecting at least two players in that round in each of the 2010-12 NFL Drafts.

» The Redskins selected five defensive players and have now picked at least five defensive players in consecutive drafts for the first time since 1989-90, when the draft consisted of 12 rounds.

» The Redskins have now selected at least one defensive lineman in each of the last three drafts (Matt Ioannidis in 2016, Jonathan Allen in 2017 and Daron Payne and Tim Settle in 2018). It marks the first time the team has taken a defensive lineman in three straight drafts since selecting one in each of the 2000-02 drafts, when all three selections were taken in sixth round or later (Del Cowsette in 2000, Mario Mondis in 2001 and Greg Scott in 2002).

» The last time the Redskins took a defensive lineman in the fifth round or earlier in three consecutive drafts was from 1991-93 (Bobby Wilson in 1991, Shane Collins in 1992 and Sterling Palmer in 1993).

» All eight of the Redskins' draft picks played their collegiate careers in the Football Bowl Subdivision, marking the sixth straight year the team's entire draft class had played at the FBS level. The last Redskins draft pick to play in the Football Championship Subdivision was South Dakota's Tom Compton (2012).

» Seven of the eight members of the Redskins' draft class played at schools in "Power Five" conferences.

» The Redskins selected three players from the Southeastern Conference, three players from the Atlantic Coast Conference, and one player each from the Big Ten and American Athletic Conferences. The SEC leads all conferences with 14 of the Redskins' 43 selections since 2014, followed by the ACC with 10 selections.

DL DARON PAYNE (RD. 1, NO. 13)

» Payne was the 467th selection made by the Redskins in the Common Draft era (since 1967) and the 29th first-round selection in that time frame. He is the 60th first-round selection by the Redskins all-time since the institution of the draft in 1936.

» Payne's selection marks the second straight year in which the Redskins have selected a defensive player with their first selection of the draft (DL Jonathan Allen in 2017). The last time the Redskins selected defensive players with their first selection in consecutive drafts was in the 2013-14 drafts, in which the team selected CB David Amerson and LB Trent Murphy, respectively (both in the second round).

» With the first-round selections of Allen and Payne across the 2017-18 drafts, the Redskins have now selected a defensive player in the first round of consecutive drafts for the first time since 2004 (S Sean Taylor) and 2005 (CB Carlos Rogers).

» The selections of Payne and Allen – both University of Alabama products – in the first round of back-to-back years marks the first time the Redskins have selected players from the same school in the first round of consecutive drafts in the Common Draft era. It is the second such occurrence in the team's full draft history, including the selections of Oklahoma's George Thomas and Leon Heath in the 1950 and 1951 drafts, respectively.

» Payne and Allen became the first set of college teammates



2018 DRAFT RECAP (CONT.)

from the same position group selected by the same NFL franchise in consecutive first rounds since the San Francisco 49ers took Oregon defensive linemen Arik Armstead and DeForest Buckner in the 2015-16 drafts, respectively.

» Payne is the 10th defensive player selected by the Redskins in the first round since 1999, joining CB Champ Bailey (1999), LB LaVar Arrington (2000), S Sean Taylor (2004), CB Carlos Rogers (2005), S LaRon Landry (2007), DE/LB Brian Orakpo (2009), LB Ryan Kerrigan (2011) and DL Jonathan Allen (2017). Nine of the 10 defensive players selected by the Redskins in the first round in that time frame have earned at least one Pro Bowl selection during their career. The lone exception – Allen – was limited to five games by a season-ending Lisfranc injury as a rookie last year.

» Payne's selection marks the sixth time in the Common Draft era that the Redskins have selected a defensive lineman in the first round, joining Jonathan Allen (2017), Ryan Kerrigan (2011), Brian Orakpo (2009, transitioned to linebacker in 2010), Kenard Lang (1997) and Bobby Wilson (1991). The Redskins also selected Tracy Rocker (1989, third round), Markus Koch (1986, second round), Bob Slater (1984, second round), Duncan McColl (1977, fourth round) and Bill Brundige (1970, second round) with the team's first selections of each of the drafts listed.

» With the selections of Payne and Allen, the Redskins have now used first-round selections on defensive linemen in consecutive drafts for the first time in the Common Draft era.

» Payne is the 24th player from the University of Alabama selected by the Redskins all-time, joining B Riley Smith (1936), B Charley Holm (1939), E Sandy Sanford (1940), T Fred Davis (1941), G Ed Hickerson (1941), G Tony Leon (1943), B Bobby Jenkins (1945), T Fay Mills (1946), B Harry Gilmer (1948), B Lowell Tew (1948), T Dick Flowers (1949), E Ed White (1950), B Eddie Salem (1951), C Elliot Speed (1951), B Billy Hicks (1956), T Billy Neighbors (1962), E Tommy Brooker (1962), DB Steve Higginbotham (1972), DT Thomas Rayam (1990), T Chris Samuels (2000), G Arie Kouandjio (2015), DL Jonathan Allen (2017) and LB Ryan Anderson (2017).

» Payne's selection at No. 13 marks the fifth-highest the Redskins have selected a player from the University of Alabama, trailing B Harry Gilmer (No. 1 in 1948), B Riley Smith (No. 2 in 1936), T Chris Samuels (No. 3 in 2000) and B Lowell Tew (No. 4 in 1948).

» Payne is the eighth Southeastern Conference product selected by the Redskins in the first round in the Common Draft era. The Redskins have now selected an SEC product in the first round of consecutive drafts for the first time since 1999 (Georgia CB Champ Bailey) and 2000 (Alabama T Chris Samuels).

» Payne becomes the third player selected by the Redskins all-time with the No. 13 overall pick, joining FB Ray McDonald (1967) and DE/LB Brian Orakpo (2009).

RB DERRIUS GUICE (RD. 2, NO. 59)

» Guice was the 468th selection made by the Redskins in the Common Draft era (since 1967) and the 38th second-round selection in that time frame. He is the 56th second-round selection by the Redskins all-time since the institution of the draft in 1936.

» Guice became the first offensive player selected by the Redskins in the second round since the team selected three offensive players in the second round of the 2008 NFL Draft.

» Prior to Guice's selection, the Redskins had selected a defensive player with their last six second-round picks, including the selections of LB Ryan Anderson (2017), S Su'a Cravens (2016), LB Preston Smith (2015), LB Trent Murphy (2014), CB David Amerson (2013) and DL Jarvis Jenkins (2011). (Note: The team did not make a second-round selection in 2012.) The six consecutive second-round picks on defensive players prior to Guice represented the longest stretch used by the Redskins on one side of the ball in the second round in the Common Draft era.

» Guice becomes the first running back selected by the Redskins in the second round since the team drafted Iowa's Ladell Bet-

ts with the No. 56 overall pick in 2002.

» Dating back to 2011, the Redskins have now selected a running back in eight consecutive drafts, the team's longest stretch since taking a running back in nine consecutive years across the 1983-91 drafts, which each consisted of 12 rounds.

» Guice is the 12th LSU product selected by the Redskins all-time, joining E Charlie Webb (1946), B Red Knight (1947), E Charlie Webb (1947), B Dan Sandifer (1948), T Ray Potter (1952), B Vince Gonzales (1956), E Billy Shoemake (1959), RB Bob Brunet (1968), TE Robert Royal (2002), S LaRon Landry (2007) and LB Perry Riley (2010).

» Guice becomes the first LSU product selected by the Redskins in the second round in franchise history. His selection marks the fourth-highest the Redskins have selected a player from LSU, trailing S LaRon Landry's selection at No. 6 overall in 2007, B Red Knight's selection at No. 17 overall in 1947 and B Dan Sandifer's selection at No. 28 overall in 1948.

» Including the selections DL Jonathan Allen and LB Ryan Anderson in 2017 and the selections of DL Da'Ron Payne and Guice in 2018, the Redskins have selected four players from the Southeastern Conference with their four most-recent first- and second-round picks. It marks the first time the Redskins have taken four players from the same conference with four consecutive first- or second-round picks in the Common Draft era.

» Guice becomes the sixth player selected by the Redskins all-time with the No. 59 overall pick, joining T Roy Young (1938), T Bob Hendren (1946), T Hank Harris (1947), B Gary Lowe (1956) and FB Jim Snowden (1964).

» Guice was selected with a pick acquired by the Redskins in a draft day trade in which the Redskins sent the Nos. 44 and 142 overall picks to San Francisco in exchange for the Nos. 59 and 75 overall selections. It marked the Redskins first selection using an acquired pick in the 2018 NFL Draft. The No. 59 overall selection originally belonged to the New Orleans Saints, who traded the pick to San Francisco during the 2017 NFL Draft for the right to select 2017 Offensive Rookie of the Year Alvin Kamara.

T GERON CHRISTIAN (RD. 3, NO. 74)

» Christian was the 469th selection made by the Redskins in the Common Draft era (since 1967) and the 35th third-round selection in that time frame. He is the 65th third-round selection by the Redskins all-time since the institution of the draft in 1936.

» Christian became the first offensive lineman selected by the Redskins in the third round since the team selected two linemen – T Morgan Moses and G/C Spencer Long – in the third round of the 2014 NFL Draft. Those two players combined to appear in 96 regular season games with 80 starts for the Redskins across the 2014-17 campaigns.

» Christian became the ninth offensive lineman selected by the Redskins in the first three rounds since 2000. Three of the offensive linemen selected in that timespan (Chris Samuels in 2000, Trent Williams in 2010 and Brandon Scherff in 2015) have combined for 14 career Pro Bowl appearances.

» Christian is the fifth player from Louisville selected by the Redskins all-time, joining T Ron Petty (1961), TE Jamie Asher (1995), LB Robert McCune (2005) and LB Josh Harvey-Clemons (2017).

» With Christian's selection in 2018 and the seventh-round selection of LB Josh Harvey-Clemons in 2017, the Redskins have now selected a Louisville product in consecutive drafts for the first time in team history.

» Christian became the first Louisville product selected by the Redskins in the third round in franchise history. His selection at No. 74 marks the highest the Redskins have selected a player from Louisville, surpassing TE Jamie Asher's No. 137 overall selection in the 1995 NFL Draft.

2018 DRAFT RECAP (CONT.)

» Christian became the fourth player selected by the Redskins all-time with the No. 74 overall pick, joining G Marcel Saunders (1936), E Russ Brown (1964) and G Paul Siever (1992).

DB TROY APKE (RD. 4, NO. 109)

» Apke was the 470th selection made by the Redskins in the Common Draft era (since 1967) and the 34th fourth-round selection in that time frame. He is the 49th fourth-round selection by the Redskins all-time since the institution of the draft in 1936.

» Apke's selection with the No. 109 overall pick marks the highest the Redskins have selected a safety since selecting LaRon Landry with the No. 6 overall pick in the 2007 NFL Draft. (Note: Su'a Cravens was initially selected as a linebacker with the No. 53 overall pick in 2016).

» Apke became the second safety selected by the Redskins in the fourth round in the past two years after the team selected Montae Nicholson with the No. 123 overall pick in the 2017 NFL Draft. Apke and Nicholson are both natives of Allegheny County, Pennsylvania, as Apke played his high school career at Mt. Lebanon High School and Nicholson completed his prep career at Gateway High School, approximately 25 miles away.

» The 2017-18 drafts mark the Redskins' first time selecting the same position in the fourth round in back-to-back years since selecting linebackers Shawn Barber and Nate Stimson in the fourth round of the 1998 and 1999 NFL Drafts, respectively.

» Apke was the 22nd Penn State product selected by the Redskins all-time, joining G Johnny Jaffurs (1943), B Joe Colone (1947), B Don Bailey (1955), E Jack Faris (1958), QB Richie Lucas (1960), T Andy Stynchula (1960), G Earl Kohlhaas (1960), B Jim Kerr (1961), E Bob Mitinger (1962), B Ton Urbanik (1964), DB Paul Johnson (1970), LB James Kates (1970), LB Rich Milot (1979), LB Larry Kubin (1981), LB Andre Collins (1990), G Paul Siever (1992), WR Terry Smith (1992), C Greg Huntington (1993), T Andre Johnson (1996), LB LaVar Arrington (2000) and RB Evan Royster (2011).

» Penn State's 22 all-time selections by the Redskins are the fourth-most of any program, trailing Notre Dame (34), USC (30) and Alabama (24). Their 12 selections by the Redskins in the Common Draft era are tied with Nebraska for the most in that timeframe.

» Apke became the first defensive player from Penn State selected by the Redskins since selecting three-time Pro Bowl linebacker LaVar Arrington with the No. 2 overall pick in the 2000 NFL Draft.

» Apke becomes the sixth player selected by the Redskins all-time with the No. 109 overall pick, joining G Henry Bartos (1938), T Monte Moncrief (1946), RB Jamie Morris (1988), DB Rico Labbe (1990) and QB Sage Rosenfels (2001).

DL TIM SETTLE (RD. 5, NO. 163)

» Settle was the 471st selection made by the Redskins in the Common Draft era (since 1967) and the 49th fifth-round selection in that time frame. He is the 74th fifth-round selection by the Redskins all-time since the institution of the draft in 1936.

» Settle was the second defensive lineman selected by the Redskins in the fifth round in the past three drafts. The team selected DL Matt Ioannidis with the No. 152 overall pick in the 2016 NFL Draft.

» With the selection of Settle and the first-round selection of DL Da'Ron Payne, the Redskins have now selected two defensive linemen in the same draft for the first time since selecting Anthony Montgomery and Kedric Golston in the 2006 NFL Draft.

» Settle played his prep career at Stonewall Jackson H.S. in Manassas, Va., approximately 25 miles from team headquarters in Ashburn, Va. Including the selection of Stone Bridge H.S.'s Jonathan Allen last year, the Redskins have now selected players from the Northern Virginia metro area in back-to-back drafts.

» Settle was the seventh Virginia Tech product selected by the

Redskins all-time, joining C Buzz Nutter (1953), E Tom Petty (1955), TE Ken Barefoot (1968), T Derek Smith (1999), DB Kyshoen Jarrett (2015) and CB Kendall Fuller (2016).

» Settle became the third Virginia Tech product selected by the Redskins in the last four drafts, with all three picks coming on the defensive side of the ball.

» Settle became the fourth player selected by the Redskins all-time with the No. 163 overall pick, joining T Doug Conaway (1952), TE Danzell Lee (1985) and DE Dexter Nottage (1994).

LB SHAUN DION HAMILTON (RD. 6, 197)

» Hamilton was the 472nd selection made by the Redskins in the Common Draft era (since 1967) and the 57th sixth-round selection in that time frame. He is the 83rd sixth-round selection by the Redskins all-time since the institution of the draft in 1936.

» Hamilton was the second linebacker from Alabama selected by the Redskins in the last two drafts, joining LB Ryan Anderson (No. 49 overall in 2017). Including the selections of DL Jonathan Allen and DL Da'Ron Payne in the 2017 and 2018 drafts, respectively, the Redskins have now selected a defensive lineman and linebacker from Alabama in back-to-back drafts.

» Hamilton was the 25th player from the University of Alabama selected by the Redskins all-time, joining B Riley Smith (1936), B Charley Holm (1939), E Sandy Sanford (1940), T Fred Davis (1941), G Ed Hickerson (1941), G Tony Leon (1943), B Bobby Jenkins (1945), T Fay Mills (1946), B Harry Gilmer (1948), B Lowell Tew (1948), T Dick Flowers (1949), E Ed White (1950), B Eddie Salem (1951), C Elliot Speed (1951), B Billy Hicks (1956), T Billy Neighbors (1962), E Tommy Brooker (1962), DB Steve Higginbotham (1972), DT Thomas Rayam (1990), T Chris Samuels (2000), G Arie Kouandjio (2015), DL Jonathan Allen (2017), LB Ryan Anderson (2017) and DL Da'Ron Payne (2018).

» Alabama's 25 all-time selections by the Redskins are third-most from any school in franchise history, trailing only Notre Dame (34) and USC (30).

» Hamilton becomes the third player selected by the Redskins all-time with the No. 197 overall pick, joining T Len Vella (1962) and QB Gus Frerotte (1994).

DB GREG STROMAN (RD. 7, NO. 241)

» Stroman was the 473rd selection made by the Redskins in the Common Draft era (since 1967) and the 62nd seventh-round selection in that time frame. He is the 93rd seventh-round selection by the Redskins all-time since the institution of the draft in 1936.

» Stroman was the eighth Virginia Tech product selected by the Redskins all-time, joining C Buzz Nutter (1953), E Tom Petty (1955), TE Ken Barefoot (1968), T Derek Smith (1999), DB Kyshoen Jarrett (2015), CB Kendall Fuller (2016) and DL Tim Settle (2018).

» With Stroman's selection, the Redskins selected teammates from Virginia Tech in a single draft for the first time in team history.

» In addition to playing collegiately with fifth-round pick Tim Settle, Stroman played his prep career with Settle at Stonewall Jackson H.S. in Manassas, Va., approximately 25 miles from team headquarters in Ashburn, Va.

» Stroman was the third Virginia Tech defensive back selected by the Redskins in the last four drafts, joining the selections of DB Kyshoen Jarrett (2015) and CB Kendall Fuller (2016).

» The Redskins have now selected a cornerback in the seventh round in back-to-back years, including the selection of Joshua Holsey in 2017.

» Stroman becomes the third player selected by the Redskins all-time with the No. 241 overall pick, joining T George Tolford (1961) and WR Lawrence McCullough (1980).

2018 DRAFT RECAP (CONT.)

WR TREY QUINN (RD. 7, NO. 256)

» Quinn was the 474th selection made by the Redskins in the Common Draft era (since 1967) and the 63rd seventh-round selection in that time frame. He is the 94th seventh-round selection by the Redskins all-time since the institution of the draft in 1936.

» Quinn was selected with the final pick of the 2018 NFL Draft, a selection now known as “Mr. Irrelevant.” The nomenclature began in 1976, and is part of “Irrelevant Week,” described thusly by the organizers’ website: “Over the past 40 years, Irrelevant Week has become a much-anticipated and beloved celebration honoring football’s underdog, while also making charitable contributions to the community. Through Irrelevant Week, the organization has donated more than \$1 million to charities over the past three decades. Previous beneficiaries include the American Cancer Society, Big Brothers Big Sisters, Goodwill Industries, YMCA, Special Olympics, Habitat for Humanity, NFL Alumni, and the American Red Cross, among others.”

» Quinn was the second member of the Redskins to be tabbed as Mr. Irrelevant since its inception in 1976, joining Nebraska C Matt Elliott (1992). The Redskins also selected G Bo Bogovich with the last pick of the 1943 NFL Draft prior to the adoption of the pick’s nickname in 1976.

» Quinn was the eighth SMU product selected by the Redskins all-time, joining T Sid Halliday (1945), E Gabby Martin (1945), C Dick Hightower (1952), E Ben White (1952), WR Aldrick Robinson (2011), G Josh LeRibeus (2012) and CB Richard Crawford (2012).

» The Redskins selected a total of four SMU products from 1936-2010, including two selections from the school in each of the 1945 and 1952 NFL Drafts. Including Quinn, the Redskins have now selected four SMU products in the last eight drafts since 2011.

» Quinn became the second player selected by the Redskins all-time with the No. 256 overall pick, joining G Ed Pucci (1953).



Photo: Nina Kylie

2018 SUPPLEMENTAL DRAFT RECAP

CB ADONIS ALEXANDER (RD. 6)

» Alexander was the fifth selection made by the Redskins from the Supplemental Draft (since 1977) and the first sixth-round selection in that time frame.

» Including the NFL Draft and Supplemental Draft, Alexander was the ninth Virginia Tech product selected by the Redskins all-time, joining C Buzz Nutter (1953), E Tom Petty (1955), TE Ken Barefoot (1968), T Derek Smith (1999), DB Kyshoen Jarrett (2015), CB Kendall Fuller (2016), DL Tim Settle (2018) and CB Greg Stroman (2018).

» With Alexander’s selection, the Redskins selected teammates from Virginia Tech in a single draft year for the first time in team history.

» Including combined picks in the NFL Draft and Supplemental Draft, Alexander was the fourth Virginia Tech defensive back selected joining the selections of DB Kyshoen Jarrett (2015), CB Kendall Fuller (2016), Greg Stroman (2018) from the NFL Draft.

» The Redskins have now selected a cornerback for the first time in the Supplemental Draft. Alexander becomes the second player from the college ranks and second defensive player selected joining DE Jeremy Jarmon (2009).

» With the selection of Alexander in the Supplemental Draft and the selection of his Virginia Tech teammates DL Tim Settle and CB Greg Stroman in the NFL Draft, the Redskins have now selected at least three players from the same school for the 12th time since 1936. The last time the Redskins selected three college teammates in the same draft was 2011 when Washington selected RB Roy Helu, S DeJon Gomes and WR Niles Paul from Nebraska with consecutive picks in the NFL Draft.

» With the selection of Alexander in the Supplemental Draft and the selection of his Virginia Tech teammates DL Tim Settle and CB Greg Stroman in the NFL Draft, marks the first time that all three players picked in the same draft year played on the same defensive unit in college before becoming eligible for either draft.

REDSKINS SUPPLEMENTAL DRAFT HISTORY

Year	Rd. (Pick)	Name		College/Team
1984	1 (27)	Tony Zendejas	K	L.A. Express
1984	2 (55)	Gary Clark	WR	Jacksonville Bulls
1984	3 (83)	Clarence Verdin	WR	Houston Gamblers
2009	3	Jeremy Jarmon	DE	Kentucky
2018	6	Adonis Alexander	CB	Virginia Tech

The 1984 Redskins supplemental draft gave the team the rights to the players who had been eligible to be drafted but were not because they were under contract with teams in the United States Football League or the Canadian Football League.



Gary Clark

TRENDING FROM 2017

TOUCHDOWN STREAK

Since being held without a touchdown in a shutout loss to the St. Louis Rams on Dec. 7, 2014, the Redskins have embarked upon one of their most prolific touchdown streaks in team history.

The Redskins have scored a touchdown in 52 consecutive games, including postseason play, the third-longest streak in franchise history. It's the NFL's second-longest active streak.

CONSECUTIVE GAMES WITH A TOUCHDOWN (INCLUDING POSTSEASON PLAY, REDSKINS HISTORY):

Streak Start/End	Games
1. Week 12 [1995] – Week 15 [2000]	86
2. Week 12 [1961] – Week 10 [1966]	69
3. Week 15 [2014] – Present	52
4. Week 10 [1989] – Week 7 [1992]	50
5. Week 7 [1982] – Week 2 [1985]	45

ACTIVE STREAKS OF CONSECUTIVE GAMES WITH A TOUCHDOWN (INCLUDING POSTSEASON PLAY, NFL):

Team [Streak Start]	Games
1. Oakland Raiders (Week 14, 2014)	53
2. Washington Redskins (Week 15, 2014)	52
3t. Baltimore Ravens (Week 15, 2015)	35
3t. Los Angeles Chargers (Week 15, 2015)	35
5. New England Patriots (Week 5, 2016)	34

SACK STREAK

Prior to a sack-free game vs. Minnesota in Week 10, the Redskins had recorded a sack in 32 consecutive regular season games across the 2015-17 seasons. Prior to its end, the streak ranked as the longest active streak in the NFL.

The 32-game streak across that stretch ranked as the second-longest streak by the Redskins since the NFL adopted sacks as an official statistic in 1982.

CONSECUTIVE GAMES WITH A SACK (REDSKINS, REGULAR SEASON GAMES SINCE 1982):

Streak Start/End	Games
1. Week 2 [1984] – Week 14 [1987]	60
2. Week 10 [2015] – Week 9 [2017]	32
3. Week 15 [2008] – Week 12 [2010]	30
4. Week 1 [1982] – Week 16 [1983]	25
5. Week 15 [1995] – Week 5 [1997]	23

FORCING FUMBLES

Aided in part by a league-best 21 defensive forced fumbles in 2015 and the addition of Josh Norman and his co-opted "Peanut Punch" in 2016, the Redskins are among the league leaders in defensive forced fumbles since the start of the 2015 campaign.

DEFENSIVE FORCED FUMBLES SINCE 2015:

Team	FF
1. Arizona Cardinals	52
2. Carolina Panthers	50
3. Tampa Bay Buccaneers	49
4. Washington Redskins	48
5. Los Angeles Rams	46

5,000-YARD SEASONS

In Week 16 of the 2017 season, the Redskins reached 5,000 yards of offense for a 13th consecutive season. The Redskins are one of only five NFL teams with an active streak of 13 or more 5,000-yard seasons.

CONSECUTIVE 5,000-YARD SEASONS (ACTIVE NFL STREAKS):

Team (Years)	Seasons
1. New Orleans Saints (2000-17)	18
2t. New England Patriots (2002-17)	16
2t. Philadelphia Eagles (2002-17)	16
4. Dallas Cowboys (2003-17)	15
5. Washington Redskins (2005-17)	13

KICKOFF COVERAGE

The Redskins ranked second in the NFL in kickoff return average allowed (18.7 yards per return) in 2017, finishing in the Top 5 in the NFL in kickoff coverage for the eighth time in a 12-year span (2006-11, 2015, 2017). The Redskins' eight Top 5 finishes in kickoff return average allowed from 2006-17 are by far the most in the NFL, with no other franchise accounting for more than five in that span.

TOP 5 FINISHES, KICKOFF RETURN AVERAGE ALLOWED (SINCE 2006):

Team	Top 5 Finishes
1. Washington Redskins	8
2t. Buffalo Bills	5
2t. Chicago Bears	5
2t. New England Patriots	5
2t. Tampa Bay Buccaneers	5

YARDS AFTER CATCH

The Redskins' passing offense has flourished in recent seasons by getting the ball to their playmakers with space to create after the catch. The Redskins ranked fourth in the NFL in yards after catch in 2017.

YARDS AFTER CATCH (2017):

Team	YAC
1. New Orleans Saints	2,359
2. Pittsburgh Steelers	2,178
3. Los Angeles Chargers	2,150
4. Washington Redskins	2,140
5. Kansas City Chiefs	2,134

Of Washington's 4,093 passing yards in 2017, 52.3 percent came following catches, the third-highest percentage in the NFL.

PCT. OF PASSING YARDS GAINED AFTER THE CATCH (2017):

Team	Pass Yds.	YAC	Pct.
1. New Orleans Saints	4,334	2,359	54.4
2. Green Bay Packers	3,532	1,909	54.0
3. Washington Redskins	4,093	2,140	52.3
4. Jacksonville Jaguars	3,716	1,932	52.0
5. Cincinnati Bengals	3,386	1,758	51.9

TRENDING FROM 2017

STRENGTH OF SCHEDULE

The Redskins tied for the NFL's fifth-toughest strength of schedule in 2017 as measured by the combined winning percentage of opponents. Washington's strength of schedule had been the league's most difficult prior to the team's season finale in Week 17.

COMBINED WINNING PERCENTAGE OF OPPONENTS [NFL, 2017]:

Team	Opp. Win Pct. (Wins)
1. Chicago Bears	.559 (143)
2. Tampa Bay Buccaneers	.555 (142)
3t. Miami Dolphins	.543 (139)
3t. Atlanta Falcons	.543 (139)
5t. Washington Redskins	.539 (138)
5t. Carolina Panthers	.539 (138)
5t. Green Bay Packers	.539 (138)
8. New Orleans Saints	.535 (137)
9. New York Giants	.531 (136)
10t. New York Jets	.520 (133)
10t. Cleveland Browns	.520 (133)

400-YARD GAMES

Since the 2015 season, the Redskins have reached 400 yards in 17 games and are tied for the third-most in the NFL in that time frame.

400-YARD GAMES [NFL SINCE 2015]

Team	Games
1. New Orleans Saints	22
2. New England Patriots	21
3t. Washington Redskins	17
3t. Atlanta Falcons	17
3t. Dallas Cowboys	17
3t. Philadelphia Eagles	17
3t. Pittsburgh Steelers	17

PASS PROTECTION

When healthy, the Redskins have received stout pass protection since hiring Offensive Line Coach Bill Callahan prior to the 2015 season.

SACKS ALLOWED SINCE 2015:

Team	Sacks All.
1. Oakland Raiders	75
2. Pittsburgh Steelers	78
3. New Orleans Saints	79
4. New York Giants	83
5. Baltimore Ravens	84
6. Washington Redskins	91
7t. Atlanta Falcons	93
7t. Dallas Cowboys	93
9. Los Angeles Chargers	94
10. Los Angeles Rams	95

GAMES ALLOWING 0-1 SACKS SINCE 2015:

Team	Games
1. Oakland Raiders	26
2. Pittsburgh Steelers	25
3. Washington Redskins	24
4. New Orleans Saints	23
5t. Three teams tied	22

DIVISION PARITY

Parity has been a topic de jour in recent years, and the league-wide trends provide the evidence. Each year since the 12-team playoff format was adopted in 1990, at least four teams have qualified for the playoffs after missing the postseason the year before. Through 2017, the NFC East and the AFC West are the only divisions to have all four teams earn at least one division title since 2011.

DIVISION CHAMPIONS, 2011-17

NFC EAST

2017	Philadelphia Eagles
2016	Dallas Cowboys
2015	Washington Redskins
2014	Dallas Cowboys
2013	Philadelphia Eagles
2012	Washington Redskins
2011	New York Giants

AFC EAST

2017	New England Patriots
2016	New England Patriots
2015	New England Patriots
2014	New England Patriots
2013	New England Patriots
2012	New England Patriots
2011	New England Patriots

NFC NORTH

2017	Minnesota Vikings
2016	Green Bay Packers
2015	Minnesota Vikings
2014	Green Bay Packers
2013	Green Bay Packers
2012	Green Bay Packers
2011	Green Bay Packers

AFC NORTH

2017	Pittsburgh Steelers
2016	Pittsburgh Steelers
2015	Cincinnati Bengals
2014	Pittsburgh Steelers
2013	Cincinnati Bengals
2012	Baltimore Ravens
2011	Baltimore Ravens

NFC SOUTH

2017	New Orleans Saints
2016	Atlanta Falcons
2015	Carolina Panthers
2014	Carolina Panthers
2013	Carolina Panthers
2012	Atlanta Falcons
2011	New Orleans Saints

AFC SOUTH

2017	Jacksonville Jaguars
2016	Houston Texans
2015	Houston Texans
2014	Indianapolis Colts
2013	Indianapolis Colts
2012	Houston Texans
2011	Houston Texans

NFC WEST

2017	Los Angeles Rams
2016	Seattle Seahawks
2015	Arizona Cardinals
2014	Seattle Seahawks
2013	Seattle Seahawks
2012	San Francisco 49ers
2011	San Francisco 49ers

AFC WEST

2017	Kansas City Chiefs
2016	Kansas City Chiefs
2015	Denver Broncos
2014	Denver Broncos
2013	Denver Broncos
2012	Denver Broncos
2011	Denver Broncos

13 YEARS, NO NFC EAST REPEATS

No division has been more hotly contested in this era than the NFC East, as the 2017 season marked the division's 13th consecutive campaign without a repeat champion, easily the league's longest stretch. No other division has gone more than three years since their last repeat champion.

SEASONS SINCE HAVING A REPEAT CHAMPION [DIVISIONS THROUGH 2017]

Division	Years	Last Repeat Champion
NFC East	13	Philadelphia Eagles (2003-04)
NFC North	3	Green Bay Packers (2011-14)
NFC West	3	Seattle Seahawks (2013-14)
NFC South	2	Carolina Panthers (2013-15)
AFC South	1	Houston Texans (2015-16)
AFC East	0	New England Patriots (2009-17)
AFC North	0	Pittsburgh Steelers (2016-17)
AFC West	0	Kansas City Chiefs (2016-17)

TRENDING FROM 2017

STARTING STRONG

From Weeks 2-8, the Redskins scored points on their first possession of six consecutive games for the first time since the 1970 AFL-NFL merger. The stretch helped the Redskins rank fifth in the NFL in points scored on opening possessions in 2017.

POINTS ON FIRST OFFENSIVE POSSESSION (NFL, 2017):

Team	TD	FG	Points
1t. Green Bay Packers	7	2	54
1t. New England Patriots	7	2	54
3t. Los Angeles Rams	5	6	53
3t. New Orleans Saints	5	6	53
5. Washington Redskins	5	6	47
6t. Atlanta Falcons	4	6	46
6t. Pittsburgh Steelers	5	4	46
8. Philadelphia Eagles	6	1	45
9. Minnesota Vikings	5	2	40
10. Jacksonville Jaguars	4	3	37

Conversely, the Redskins' defense surrendered only 17 points on teams' opening drives in 2017. In Week 10, the Redskins allowed a touchdown on Minnesota's opening drive, snapping a streak of seven straight games without allowing any opening-possession points, the team's longest since the final seven games of the 2007 season. Prior to the drive, Washington had not surrendered any opening-drive points to opponents since allowing an opening drive touchdown in Week 1.

Below is a breakdown of how opponents fared against Washington on their opening possessions in 2017 by game. The Redskins rank tied for second in the NFL in number of scoring drives allowed on opponents' first possessions (four).

OPPONENTS' FIRST OFFENSIVE POSSESSIONS (REDSKINS, 2017):

Game	Plays	Net Yds	Time	Result
vs. Philadelphia	3	56	1:07	Touchdown
at LA Rams	6	21	2:53	Punt
vs. Oakland	2	3	0:48	Interception
at Kansas City	3	-7	1:26	Punt
vs. San Francisco	5	24	2:23	Punt
at Philadelphia	3	-21	2:39	Interception
vs. Dallas	1	4	0:08	Fumble
at Seattle	3	-6	2:00	Punt
vs. Minnesota	5	75	2:39	Touchdown
at New Orleans	3	-6	1:09	Interception
vs. NY Giants	3	6	1:39	Punt
at Dallas	3	4	1:36	Punt
at LA Chargers	10	60	5:07	Field Goal
vs. Arizona	3	-7	0:47	Fumble
vs. Denver	3	9	1:53	Punt
at NY Giants	2	75	0:17	Touchdown

In Week 8, the Redskins opened their game against the Cowboys by forcing and recovering a fumble on Dallas' first play from scrimmage. It marked the 10th time since 2000 that the Redskins have earned a takeaway on their opponent's first play from scrimmage.

OPENING PLAY TAKEAWAYS (REDSKINS SINCE 2000):

Date	Game	Play	FR/INT By
10/29/17	vs. DAL	Fumble	Josh Norman
10/18/15	at NYJ	Fumble	Bashaud Breeland
11/30/14	at IND	Fumble	Jason Hatcher
9/16/12	at STL	Fumble	Josh Wilson
10/11/09	at CAR	Fumble	Albert Haynesworth
12/18/05	vs. DAL	Interception	Cornelius Griffin
11/14/04	vs. CIN	Interception	Sean Taylor
12/21/03	at CHI	Fumble	Matt Bowen
11/16/03	at CAR	Fumble	Ifeanyi Ohaleté
12/24/00	vs. ARI	Fumble	Derek Smith

FLIGHT MARSHALS

In 2016, the Redskins made a major splash in their secondary, adding free agent Josh Norman to the group. A year later, the unit found additional leadership in both the coaching and player ranks.

In January, the Redskins named Torrian Gray as the team's Defensive Backs Coach after he spent the previous 11 seasons producing NFL defensive backs at Virginia Tech (2006-15) and Florida (2016). Two months later, the Redskins signed safety D.J. Swearinger on the first day of unrestricted free agency. Swearinger's swagger and Gray's emphasis on technique brought new life to a unit that has dubbed itself the "Flight Marshals."

"We control everything in the air, man," Swearinger told The Washington Post. "Like we say, man, we're going to get on this flight, it's going to be a long flight, we're going to keep everybody in their seat belts and we're going to keep the red light on. The wide receivers, you gotta stay in your seat belt."

The unit's signature celebration was on display against the 49ers in Week 6. After a game-sealing interception with three seconds remaining, Swearinger and his Flight Marshal teammates mimed a security screening/frisking.

No matter the nickname, Swearinger's impact has been immediately felt by Redskins coaches and players. He was named the team's defensive captain prior to ever stepping foot on the field for the Redskins in a regular season game. It was proof that Swearinger's teammates believed he could back up his reputation for trash talk with a reputation for stellar play.

"It's one thing being a vocal guy, but you have to back it up with production and sound play and know what you are talking about. I've had guys before that are talkers that don't know what they are doing, but he brings both," Head Coach Jay Gruden said. "He brings an edge to him that rubs off on people."

While Swearinger and Norman — former high school teammates in Greenwood, S.C. — account for most of the spotlight and the volume among the group, the Redskins had a number of young players make important contributions in the secondary in 2017. Receiver-convert Quinton Dunbar was called upon to start in place of an injured Norman and registered a couple of critical passes defended in a win over San Francisco in Week 6. Rookie safety Montae Nicholson announced his presence in a big way in Week 3, intercepting Raiders quarterback Derek Carr on the game's first possession and later leveling and knocking wide receiver Michael Crabtree out of the game with a legal hit.

Collectively, the unit held passers to an 81.0 rating in 2017, the lowest allowed by the Redskins since 2008 (75.6). The Redskins ranked 10th in opposing passer rating, finishing in the top half in the NFL and in the Top 10 in the category for the first time since 2008.

OPPONENT PASSER RATING, REDSKINS, LAST 10 YEARS:

Year	Opp. Rtg.	NFL Rank	NFC Rank
2017 Redskins	81.0	10	6
2016 Redskins	91.1	20	7
2015 Redskins	96.1	22	11
2014 Redskins	108.3	32	16
2013 Redskins	96.1	27	14
2012 Redskins	87.0	18	8
2011 Redskins	87.4	24	12
2010 Redskins	89.6	24	13
2009 Redskins	85.7	18	8
2008 Redskins	75.6	7	4

Opponents completed only 57.6 percent of passes against the Redskins, the lowest completion percentage allowed by the Redskins since 2008 (56.8). It snapped an eight-year streak in which opponents completed at least 60 percent of passes in each season.

The Redskins ranked third in the NFL in lowest completion percentage allowed in 2017, the team's best ranking since leading the NFL in the category in 2005 (54.4 percent).

TRENDING FROM 2017

WEEK 3: RAIDER ROUT

Prior to their meeting with the Redskins on Sunday Night Football in Week 3, the Oakland Raiders were one of the toasts of the NFL through the first two weeks of the 2017 season. They entered the contest ranked first in the NFL in points per game, second in yards per play, third in third down percentage and fourth in yards per game while entering the night as one of eight undefeated teams in the NFL.

The Redskins categorically and systematically dismantled the Raiders, earning a 27-10 victory in front of the nation's eyes. The Redskins outgained the Raiders, 472-128. Washington's 344-yard differential was its largest in regular season play since a 385-yard advantage against the Chicago Bears on Dec. 15, 1974, a span of 660 regular season games.

Included below are the Redskins' largest single-game yardage differentials in records available dating back to 1950:

LARGEST YARDAGE DIFFERENTIALS

(REDSKINS IN REGULAR SEASON SINCE 1950):

Game Date	Opp.	Yds. For	Yds. All.	+/-
1. 12/15/1974	Chi	511	126	+385
2. 9/24/2017	Oak	472	128	+344
3. 12/20/1981	LAR	502	165	+337
4. 11/4/1990	Det	676	351	+325
5t. Two games tied				+301

The Redskins held the Raiders to 128 total yards. It was Washington's fifth game allowing 130 or fewer net yards since the 1970 merger and its first since 1992.

130 OR FEWER NET YARDS ALLOWED

(REDSKINS IN REGULAR SEASON SINCE 1970):

Date	Game	Total	Rush	Pass
12/3/1972	at Philadelphia	120	66	54
12/15/1974	vs. Chicago	126	73	53
9/30/1991	vs. Philadelphia	89	54	35
10/12/1992	vs. Denver	128	26	102
9/24/2017	vs. Oakland	128	32	96

The Redskins tied a team record by limiting the Raiders to 0-of-11 on third downs. It marked the third time since 1991 that the Redskins have held an opponent without a third down conversion.

NO THIRD DOWN CONVERSIONS ALLOWED

(REDSKINS, RECORDS DATING BACK TO 1991):

Date	Game	Conv.	Att.	Pct.
1/6/2002	vs. Arizona	0	9	0.0
12/30/2007	vs. Dallas	0	11	0.0
9/24/2017	vs. Oakland	0	11	0.0

The Redskins threw for 356 net passing yards in the contest, 150 of which were caught by running back Chris Thompson. Thompson, whom Head Coach Jay Gruden calls the best third-down back in the NFL, surpassed the 140 receiving yards accrued by running back Dick James in a 1962 contest against the Pittsburgh Steelers.

SINGLE-GAME RECEIVING YARDS BY A RUNNING BACK

(REDSKINS IN REGULAR SEASON SINCE 1950):

Name	Date	Opp.	Rec.	Yds.	TD
1. Chris Thompson	9/24/2017	Oak	6	150	1
2. Dick James	12/16/1962	Pit	5	140	2
3. Matt Jones	11/15/2015	NO	3	131	1
4. Kelvin Bryant	12/7/1986	NYG	13	130	1
5. Joe Washington	9/6/1981	Dal	10	124	1

WEEK 2: GROUND AND POUND

Following a season debut in which the Philadelphia Eagles limited the Redskins to 64 rushing yards on 17 carries, the Redskins' offense entered Week 2 with something to prove about its running game.

One win and 229 rushing yards later, the Redskins hoped their performance against the Los Angeles Rams was a subtle statement. The team recorded its first 200-yard rushing effort since Week 16 of the 2016 season at Chicago, and the 229 yards were the second-most by the Redskins under Head Coach Jay Gruden, trailing only Week 6 of the 2016 season vs. Philadelphia [230].

The game was the Redskins' 21st 200-yard rushing game since 2000:

200-YARD RUSHING GAMES (REDSKINS SINCE 2000):

Date	Opp	Att	Yds	Avg	TD
9/17/2017	LAR	39	229	5.87	2
12/24/2016	Chi	35	208	5.94	4
10/16/2016	Phi	33	230	6.97	1
11/15/2015	NO	31	209	6.74	0
11/3/2013	SD	40	209	5.23	4
10/20/2013	Chi	43	209	4.86	3
10/13/2013	Dal	33	216	6.55	1
12/30/2012	Dal	42	274	6.52	4
12/3/2012	NYG	31	207	6.68	0
10/21/2012	NYG	38	248	6.53	0
9/23/2012	Cin	35	202	5.77	2
10/5/2008	Phi	44	203	4.61	1
11/4/2007	NYJ	48	296	6.17	1
12/10/2006	Phi	40	210	5.25	0
9/24/2006	Hou	41	234	5.71	3
12/4/2005	STL	40	257	6.43	2
10/23/2005	SF	39	204	5.23	4
12/5/2004	NYG	45	211	4.69	1
10/17/2004	Chi	47	218	4.64	0
12/22/2002	Hou	46	247	5.37	1
11/4/2001	Sea	46	226	4.91	1

The 229-yard effort ranked as the 10th-most in the NFL in a single game in 2017:

MOST RUSHING YARDS IN A SINGLE GAME (NFL, 2017):

Team	Date	Opp.	Yds	Avg
1. New Orleans Saints	11/12/2017	Buf	298	6.2
2. Carolina Panthers	11/13/2017	Mia	294	8.2
3. Dallas Cowboys	10/22/2017	SF	265	6.2
4. New York Giants	12/31/2017	Was	260	5.9
5. New York Jets	10/1/2017	Jax	256	8.0
6. Los Angeles Rams	12/17/2017	Sea	244	5.7
7. Chicago Bears	12/10/2017	Cin	232	6.1
8t. Chicago Bears	10/15/2017	Bal	231	4.3
8t. Jacksonville Jaguars	10/8/2017	Pit	231	6.2
10. Washington Redskins	9/17/2017	LAR	229	5.9

According to the Elias Sports Bureau, with the efforts by running backs Rob Kelley (78 yards), Chris Thompson (77) and Samaje Perine (67) against the Rams, the Redskins had three different players reach 65 rushing yards in a single game for the first time since Dec. 1, 1957, against the Chicago Bears (Ed Sutton, 72; Jim Podoley, 71; Don Bosseler, 68).

ALEX SMITH

The Washington Redskins ignited the NFL offseason talks after acquiring Alex Smith via trade with the Kansas City Chiefs on March 14, 2018.

During the first week of OTAs, Washington Redskins Head Coach Jay Gruden was asked about his early impressions of Smith and his ability to quickly adjust to the offense.

"He's got good command of the offense already. Great command in the huddle," said Gruden. "He's just getting a feel for the receivers, the players around him, how we call things, but overall, the first two days, I would say I'm very pleased with his quick progression and learning."

Smith enters 2018 following a 2017 campaign in which he recorded single-season career highs in completions [341], passing yards [4,042], touchdowns [26] and passer rating [104.7].

Prior to his departure, he guided the Chiefs to a 10-6 record and an NFC West Division title along with a third consecutive playoff appearance.

"...we came up with Alex Smith, but we had to find a way to get it done. And it wasn't easy because there were a few teams in it that wanted Alex Smith. He chose us and he chose us for a reason. It's because who we are, the legacy of the Washington Redskins, the history of the Washington Redskins."

- Senior Vice President of Player Personnel Doug Williams

Smith has earned the reputation to extend plays. He ranks fourth in the league among active quarterbacks in rushing yards with a career mark of 2,433 yards. Smith will become just the fourth No. 1 overall selection to start a game for the Redskins at quarterback and the first since Jeff George in 2000.

RANKINGS REPORT (2017)

A look at Smith's Top 10 rankings in various passing categories in 2017:

Passing Category	No.	NFL Rank	AFC Rank
Rating	104.7	1	1
300-Yard Games	5	4t	3
Yards/Game	269.5	7	4
Yards/Attempt	8.0	2	1
Touchdowns	26	9	4
Completions/Game	22.7	6	3
Completion Pct.	67.5	3	1
Passing First Downs	184	9	5
25+ Yard Passes	38	4	2
Interception Pct.	1.0	1t	1t

CAREER RUSHING YARDS AMONG ACTIVE QBs

Among active quarterbacks, Alex Smith is ranked among top five rushers in rushing yards:

Player	Yards
1. Cam Newton	4,320
2. Russell Wilson	3,275
3. Aaron Rodgers	2,670
4. Alex Smith	2,433
5. Ryan Fitzpatrick	2,077



ACTIVE NFL QB CAREER LEADERBOARD

PASSING TOUCHDOWNS

Player	Seasons	TD
1t. Tom Brady	2000-2017[18]	488
1t. Drew Brees	2001-2017[17]	488
3. Philip Rivers	2004-2017[14]	342
4. Eli Manning	2004-2017[14]	339
5. Ben Roethlisberger	2004-2017[14]	329
6. Aaron Rodgers	2005-2017[13]	313
7. Matt Ryan	2008-2017[10]	260
8. Matthew Stafford	2009-2017[9]	216
9. Joe Flacco	2008-2017[10]	200
10. Alex Smith	2005-2017[12]	183

PASS COMPLETIONS

Player	Seasons	Comp.
1. Drew Brees	2001-2017[17]	6,222
2. Tom Brady	2000-2017[18]	5,629
3. Eli Manning	2004-2017[14]	4,424
4. Philip Rivers	2004-2017[14]	4,171
5. Ben Roethlisberger	2004-2017[14]	4,164
6. Matt Ryan	2008-2017[10]	3,630
7. Joe Flacco	2008-2017[10]	3,267
8. Aaron Rodgers	2005-2017[13]	3,188
9. Matthew Stafford	2009-2017[9]	3,005
10. Alex Smith	2005-2017[12]	2,877

PASSING YARDS

Player	Seasons	Yards
1. Drew Brees	2001-2017[17]	70,445
2. Tom Brady	2000-2017[18]	66,159
3. Eli Manning	2004-2017[14]	51,682
4. Ben Roethlisberger	2004-2017[14]	51,065
5. Philip Rivers	2004-2017[14]	50,348
6. Matt Ryan	2008-2017[10]	41,796
7. Aaron Rodgers	2005-2017[13]	38,502
8. Joe Flacco	2008-2017[10]	35,780
9. Matthew Stafford	2009-2017[9]	34,749
10. Alex Smith	2005-2017[12]	31,888

Season ranges listed do not include years in which a player did not appear in game action

ALEX SMITH

NO. 1 OVERALL DRAFT PICKS UNDER CENTER

Alex Smith will be the fourth No. 1 overall selection to play for the Redskins at the quarterback position and the first since Jeff George in 2000. Among active quarterbacks who were selected No. 1 overall, Smith ranks top five in completions, completion percentage, passing yards, touchdowns and passer rating.

MOST COMPLETIONS

Player	Yards
1. Eli Manning	4,424
2. Matthew Stafford	3,005
3. Alex Smith	2,877
4. Cam Newton	2,001
5. Sam Bradford	1,805

HIGHEST COMPLETION PERCENTAGE

Player	Comp. Pct.
1. Sam Bradford	62.5
2. Alex Smith	62.4
3. Matthew Stafford	62.0
4. Jameis Winston	60.8
5. Eli Manning	59.8

MOST PASSING YARDS

Player	Passing Yards
1. Eli Manning	51,682
2. Matthew Stafford	34,749
3. Alex Smith	31,888
4. Cam Newton	25,704
5. Andrew Luck	19,078

MOST PASSING TOUCHDOWNS

Player	Passing TDs
1. Eli Manning	339
2. Matthew Stafford	216
3. Alex Smith	183
4. Cam Newton	158
5. Andrew Luck	132

HIGHEST PASSER RATING

Player	Rating
1. Matthew Stafford	88.3
2. Alex Smith	87.4
3. Andrew Luck	87.3
4. Jameis Winston	87.2
5. Eli Manning	85.3

LONGEST RUN BY A QB IN 2017

On Dec. 3, 2017 against the New York Jets, Alex Smith recorded a career milestone with a 70-yard run. It was the longest run for a quarterback in 2017, ranks fourth among active QBs and ninth all-time.

Player	Yards
1. Marcus Mariota	87t
2. Rbert Griffin III	76t
3. Cam Newton	72t
4. Alex Smith	70
5. Joe Webb III	65t



SINGLE-SEASON CAREER WATCH

Alex Smith is coming off of the best statistical season of his career. Smith set career highs in completions (341), passing yards (4,042), touchdown passes (26) and passer rating (104.7).

PASS COMPLETIONS (SINGLE SEASON)

Season	Comp
1. 2017	341
2. 2016	328
3. 2013	308
4. 2015	307
5. 2014	303

PASSING YARDS (SINGLE SEASON)

Season	Yards
1. 2017	4,042
2. 2016	3,502
3. 2015	3,486
4. 2013	3,313
5. 2014	3,265

PASSING TOUCHDOWNS (SINGLE SEASON)

Season	TDs
1. 2017	26
2. 2013	23
3. 2015	20
4t. 2014	18
4t. 2009	18

PASSER RATING (SINGLE SEASON)

Season	Rating
1. 2017	104.7
2. 2012	104.1
3. 2015	95.4
4. 2014	93.4
5. 2016	91.2

ADRIAN PETERSON



"I saw a big guy running pretty hard, really. He had a five-yard average I believe, had a couple good bounces, and, you know, the thing I like about some of his runs is they look like they're like gains of ones [yard] and he'd fall forward for a gain of three."

- Head Coach Jay Gruden

following the Preseason Week 3 matchup vs. Denver

ALL-TIME RANKINGS REPORT

A look at Peterson's rankings in various offensive categories all-time:

Rushing Category	No.	All-Time Rank
Attempts	2574	22
Rushing Yards	12276	12
Rushing Yards/Game*	92.3	3
Rushing Yards/Attempt	4.8	t13
Rushing Touchdowns	99	t9
Scrimmage Yards	14291	31
Overall Touchdowns	104	19

*Minimum of 100 games played

CAREER SCRIMMAGE YARDS

Among active players, Adrian Peterson has recorded the third most scrimmage yards in the league.

Player	Yards
1. Frank Gore	17,698
2. Larry Fitzgerald	15,613
3. Adrian Peterson	14,291
4. LeSean McCoy	13,470
5. Brandon Marshall	12,333

The Washington Redskins bolstered their depth at the running back position by signing seven-time Pro Bowler Adrian Peterson on Aug. 20 after losing second round pick Derrius Guice to a torn ACL in the first preseason game.

Peterson impressed during his workout and in his performance against the Denver Broncos in the third preseason game. He finished the game against Denver with 11 carries for 56 yards (5.09 avg.) and picked up two first downs on the ground.

"Some of the backs we had in here [for the workout] were huffing and puffing, keeling over and he's standing straight up," said Gruden. "He could have gone for another two hours. That played mostly into it -- his great physical condition."

Peterson enters his 12th season and has amassed 12,276 rushing yards on 2,574 attempts (4.8 avg.) and 99 touchdowns in 133 career games. He has started in 123 of the 133 games he has appeared in. Peterson has also registered 252 receptions for 2,015 yards and five touchdowns through the air.

He has been selected to seven Pro Bowls and was the 2012 NFL MVP after finishing second all-time in rushing yards for a single season (2,097). The 12th-year pro currently ranks third all-time in yards per game (92.3), ninth all-time in rushing touchdowns (99) and is 37 yards shy of entering the top 10 in all-time rushing yards.

Peterson spent last season with the New Orleans Saints and Arizona Cardinals and finished the season with 529 rushing yards on 156 carries (3.4 avg.) and two touchdowns in 10 games.

ALL-TIME

RUSHING YARDS

Player	Season	Yards
1. Emmitt Smith*	1990-2004(15)	18,355
2. Walter Payton*	1975-1987(13)	16,726
3. Barry Sanders*	1989-1998(10)	15,269
4. Curtis Martin*	1995-2005 (11)	14,101
5. Frank Gore	2005-2018 (14)	14,026
6. LaDainian Tomlinson*	2001-2011(11)	13,684
7. Jerome Bettis*	1993-2005 (13)	13,662
8. Eric Dickerson*	1983-1993 (11)	13,259
9. Tony Dorsett*	1977-1988 (12)	12,739
10. Jim Brown*	1957-1965(9)	12,312
11. Marshall Faulk*	1994-2005(12)	12,279
12. Adrian Peterson	2007-2018 (12)	12,276

RUSHING TOUCHDOWNS

Player	Seasons	TD
1. Emmitt Smith*	1990-2004(15)	164
2. LaDainian Tomlinson*	2001-2011(11)	145
3. Marcus Allen*	1982-1997(16)	123
4. Walter Payton*	1975-1987(13)	110
5. Jim Brown*	1957-1965(9)	106
6. John Riggins*	1971-1985(14)	104
t7. Shaun Alexander	2000-2008(9)	100
t7. Marshall Faulk*	1994-2005(12)	100
t9. Adrian Peterson	2007-2018(12)	99
t9. Barry Sanders*	1989-1998(10)	99

RUSHING YARDS PER GAME (MINIMUM 100 GAMES PLAYED)

Player	Seasons	Yds/G
1. Jim Brown*	1957-1965(9)	104.3
2. Barry Sanders*	2000-2017(18)	99.8
3. Adrian Peterson	2005-2017(12)	92.3
4. Eric Dickerson*	1983-1993(11)	90.8
5. Walter Payton*	1975-1987(13)	88.0

*Member of the Pro Football Hall of Fame

ADRIAN PETERSON

SETTING THE STANDARD

Adrian Peterson is one of the most accomplished running backs in the NFL. The 12th year pro is top 3 in every major rushing category among current NFL running backs.

MOST RUSH ATTEMPTS

Player	Attempts
1. Frank Gore	3,226
2. Adrian Peterson	2,574
3. Marshawn Lynch	2,351

MOST RUSHING YARDS

Player	Rushing Yards
1. Frank Gore	14,026
2. Adrian Peterson	12,276
3. LeSean McCoy	10,092

HIGHEST YARDS PER CARRY (MINIMUM 1,000 ATTEMPTS)

Player	Yds/Carry
1. Adrian Peterson	4.77
2. LeSean McCoy	4.62
3. Mark Ingram	4.53

MOST RUSHING TOUCHDOWNS

Player	Rushing TDs
1. Adrian Peterson	99
2. Marshawn Lynch	81
3. Frank Gore	77

MOST RUSHING YARDS PER GAME (MINIMUM 100 GAMES)

Player	Yards/G
1. Adrian Peterson	92.3
2. LeSean McCoy	75.9
3. Frank Gore	71.6

MOST 10+ YARD RUSHES

Player	10+
1. Frank Gore	343
2. Adrian Peterson	335
3. LeSean McCoy	293

MOST RUSHING FIRST DOWN

Player	1st
1. Frank Gore	641
2. Adrian Peterson	577
3. LeSean McCoy	504

100+ YARD RUSHING GAMES AMONG ACTIVE RBs

Among active running backs, Adrian Peterson has rushed for the most 100+ yard games in the league.

Player	100+
1. Adrian Peterson	51
2. Frank Gore	43
3. Marshawn Lynch	33
4. LeSean McCoy	31
5. Le'Veon Bell	18



SINCE 2007

Since entering the league in 2007, Adrian Peterson has been one of the most explosive players in the National Football League. Peterson is ranked top 3 in rushing yards, rushing yards per game, rushing touchdowns and scrimmage yards from 2007-2017.

RUSHING YARDS (2007-2017)

Player	Rushing Yards
1. Adrian Peterson	12,276
2. Frank Gore	11,723
3. LeSean McCoy	10,092
4. Marshawn Lynch	10,003
5. Matt Forte	9,796

RUSHING YARDS PER GAME (2007-2017)

Player	Rushing Yards/G
1. Ezekiel Elliott	104.6
2. Adrian Peterson	92.3
3. Le'Veon Bell	86.1
4. Arian Foster	81.6
5. Jordan Howard	78.5

RUSHING TOUCHDOWNS (2007-2017)

Player	Rushing TDs
1. Adrian Peterson	99
2. Marshawn Lynch	81
t3. Frank Gore	66
t3. LeSean McCoy	66
5. Michael Turner	61

SCRIMMAGE YARDS (2007-2017)

Player	Scrimmage Yards
1. Frank Gore	14,779
2. Matt Forte	14,468
3. Adrian Peterson	14,291
4. LeSean McCoy	13,470
5. Larry Fitzgerald	12,423

CHRIS THOMPSON

Late in the 2017 preseason, Head Coach Jay Gruden was asked about running back Chris Thompson's value to the Washington offense.

"He's a very valuable commodity to our football team, both in pass protection and getting out on the routes," Gruden said. "I mean, the thought of him not being around scares the heck out of me."

Though an injury sidelined Thompson for the final six games of the 2016 regular season, Gruden could worry no more as it pertained to Thompson's contract. The Redskins signed Thompson to a multi-year contract extension in Week 1 of the 2017 season, locking up the third-down back that Gruden considers the best in the NFL.

"When you're talking about third downs, that's the most important down in football. There's nobody better as a third-down back in my opinion than Chris."

- Head Coach Jay Gruden on RB Chris Thompson

Dubbed the "Chris Army Knife" by some fans for his ability to run, catch and block, Thompson's story has been one of perseverance. At Florida State, two broken vetebræ ended his 2011 season and a knee injury ended his 2012 campaign. Shoulder surgery cut his 2013 rookie season in Washington short, and he spent the majority of the 2014 season on the team's practice squad.

But Thompson's role has blossomed in recent years. Early in 2017, Thompson has picked up where he left off in 2016. He scored the Redskins' first offensive points of the season in Week 1, pinballing off Philadelphia defenders for a 29-yard receiving touchdown. He followed that performance up with a career day in Los Angeles, rushing three times and posting career highs in rushing yards (77) and rushing touchdowns (two, including a 61-yarder) against the Rams. His 25.7-yard rushing average in the contest was the best by a member of the Redskins with at least three carries in a game in records available dating back to 1960.

One week later, Thompson was the focal point of the Redskins' aerial assault in a 27-10 drubbing of the Oakland Raiders, gaining 150 yards on six receptions and contributing another 38 yards on eight rushing attempts. His 188 yards from scrimmage were the most by any member of the Redskins since Alfred Morris on Dec. 30, 2012 vs. Dallas (212, including 200 rushing and 12 receiving). In Week 6, he became only the second Redskins running back since 1960 to record multiple 100-yard games through the air in a single season (Dick James, 1962).

"It's great that you see the hard work pay off for somebody like Chris," Gruden said. "He's such a great kid off the field. You want to see him succeed in the worst way because he does everything exactly right the way you ask him. In practice, he takes all the reps, he works hard, never takes a play off. He's never been late one time to a meeting or a workout. He's a coach's dream, quite frankly."

Though the team often rations his touches, Thompson has become one of the most efficient running backs in the NFL with the ball in his hands. Thompson's 6.7 yards per touch rank second among active NFL running backs with at least 200 career offensive touches.

CAREER YARDS PER OFFENSIVE TOUCH [ACTIVE NFL RUNNING BACKS, MIN. 200 TOUCHES]:

Player	Touches	Yards	Avg.
1. James White	274	1,844	6.7
2. Chris Thompson	299	2,004	6.7
3. Darren Sproles	1218	8,022	6.6
4. Duke Johnson Jr.	435	2,731	6.3
5. Danny Woodhead	812	4,917	6.1



2017 THOMPSON TIDBITS

** Thompson recorded only the sixth season in franchise history with at least 275 rushing yards and at least 500 receiving yards, joining Jim Podoley (1957), Charley Taylor (1964 and 1965), Clarence Harmon (1980), Joe Washington (1981).

** Thompson was one of six NFL players with at least 275 rushing yards and at least 500 receiving yards in 2017, joining Todd Gurley II, Le'Veon Bell, Alvin Kamara, Christian McCaffrey and Duke Johnson Jr. Thompson accomplished the feat in 10 games, while the other five players all appeared in at least 15 games.

** Before a Week 11 contest in which he suffered a season-ending injury, Thompson led the Redskins in both rushing and receiving yards, the only player in the NFL at the time to lead a team in both categories.

** Thompson's 510 receiving yards were 10th-most by a running back in a season in franchise history and the most since fullback Larry Centers in 2000 (600).

** Thompson led all NFL running backs (min. 30 receptions) with 13.1 yards per catch in 2017, joining Larry Brown (14.2 in 1972), Clarence Harmon (13.6 in 1979) and Roy Helu Jr. (11.4 in 2014) as the only Redskins running backs to lead the league in the category since the 1970 AFL-NFL merger.

** Thompson's receiving average was the best by a qualified Redskins running back since Clarence Harmon (13.6) in 1979.

** Thompson's 13.1 yards-per-catch average was the highest by any NFL running back with at least 35 receptions since San Francisco's Garrison Hearst in 1998 (13.7).

** Thompson accrued 804 scrimmage yards on 103 combined offensive touches, averaging 7.8 scrimmage yards per touch. His 7.8-yard average was the best among qualified players in team history since the 1970 AFL-NFL merger. The mark is the fifth-best in team history dating back to the franchise's inception in 1932, trailing only Steve Bagarus (10.6 in 1945), Eddie Saenz (8.7 in 1947) and Dick Todd (8.4 in 1940 and 8.0 in 1948).

JORDAN REED

In recent seasons, Redskins players have often extolled the ability of tight end Jordan Reed to anyone who will listen.

“As I’ve said before and said every week, I don’t know anybody who can guard that young man. When he’s on, he’s on, and it’s tough to stop. He’s the best receiving tight end in the NFL, hands down.”

- Five-time Pro Bowl tackle Trent Williams on Jordan Reed in 2015, as told to Master Tefatsion of The Washington Post

The NFL officially took notice in 2016 when Reed earned his first career Pro Bowl selection, the first by a Redskins tight end since Chris Cooley in 2008. Reed joined Cooley (2007-08), Stephen Alexander (2000), Jean Fugett (1977) and Jerry Smith (1967 and 1969) as the only Redskins tight ends to earn Pro Bowl honors since the game’s inception in 1950.

Despite being limited by injury to only 12 games with eight starts in 2016, the ex-college-quarterback recorded 66 receptions for 686 yards with six receiving touchdowns. A year earlier, he compiled arguably the greatest season by a tight end in franchise history. During the 2015 regular season, Reed recorded 87 receptions for 952 yards (both team records for a tight end) with 11 receiving touchdowns, becoming the first tight end to lead the Redskins in all three categories since Fugett in 1977.

“He was a puppy when he came in here physically; now he’s filling out and he’s a bigger guy. He’s playing with a ton of confidence,” Head Coach Jay Gruden said in 2016. “We can move him around and do a lot of different things with him. He’s a smart player. He can see coverages, he can work off leverage of the defenders, he’s got big strong hands and he’s excellent after the catch. Really, the sky is the limit for Jordan. I have all of the confidence in the world that when the ball is thrown to him, he’s going to be in the right spot and make the catch. And he can beat a lot of people. He’s getting better and better, more and more confident and he’s blocking better, too. He’s a heck of a player, no doubt.”

In 52 career games with 27 starts for Washington, Reed has compiled 275 career receptions for 2,813 yards with 22 receiving touchdowns. In Week 4 of the 2016 season against Cleveland, Reed recorded his 200th career reception in his 38th career game, becoming the fastest tight end to reach 200 career receptions in NFL history, surpassing Pro Football Hall of Famer Kellen Winslow.

CAREER GAMES NEEDED TO REACH 200 RECEPTIONS (TIGHT ENDS, NFL HISTORY)

Player	Team	Games
1. Jordan Reed	Was	38
2. Kellen Winslow Sr.*	SD	39

*Pro Football Hall of Famer

While various injuries limited Reed to 9, 11, 14, 12 and 6 games in his first five NFL seasons, Reed’s per-game productivity ranks among the league’s best. Reed ranks first among all NFL tight ends in receptions per game since entering the league in 2013.

RECEPTIONS PER GAME (NFL TIGHT ENDS SINCE 2013)

Player	Rec	Games	Rec/G
1. Jordan Reed	275	52	5.3
2. Rob Gronkowski	287	59	4.9
3. Travis Kelce	307	64	4.8
4. Delanie Walker	356	76	4.7
5. Greg Olsen	331	71	4.7



Since his breakout campaign in 2015, Reed has ranked among the leaders at his position in receptions, touchdowns and first downs despite playing fewer games than anyone in the Top 10.

RECEPTIONS (NFL TIGHT ENDS SINCE 2015)

Player	Team	Games	Rec	Yards	TD
1. Travis Kelce	KC	47	240	3038	17
2. Delanie Walker	Ten	46	233	2695	16
3. Zach Ertz	Phi	43	227	2493	14
4. Jason Witten	Dal	48	209	1946	11
5. Kyle Rudolph	Min	48	189	1867	20
6. Jordan Reed	Was	32	180	1849	19
7. Greg Olsen	Car	39	174	2368	11
8. Jimmy Graham	Sea	43	170	2048	18
9. Rob Gronkowski	NE	37	166	2800	22
10. Eric Ebron	Det	43	161	1822	10

RECEIVING TOUCHDOWNS (NFL TIGHT ENDS SINCE 2015)

Player	Team	TD
1. Rob Gronkowski	NE	22
2. Kyle Rudolph	Min	20
3. Jordan Reed	Was	19
4t. Tyler Eifert	Cin	18
4t. Jimmy Graham	Sea	18

RECEIVING FIRST DOWNS (NFL TIGHT ENDS SINCE 2015)

Player	Team	Rec. 1st
1. Travis Kelce	KC	150
2. Delanie Walker	Ten	130
3. Rob Gronkowski	NE	128
4. Zach Ertz	Phi	127
5. Greg Olsen	Car	119
6. Kyle Rudolph	Min	107
7. Jimmy Graham	Sea	106
8. Jordan Reed	Was	105
9. Jason Witten	Dal	95
10. Eric Ebron	Det	94

CAREER RECORDS BY REDSKINS TIGHT ENDS

CAREER RECEPTIONS (TIGHT ENDS, REDSKINS HISTORY):

Player	Seasons	Rec.
1. Chris Cooley	2004-12 (9)	429
2. Jerry Smith	1965-77 (13)	421
3. Jordan Reed	2013-17 (5)	275
4. Don Warren	1979-92 (14)	244
5. Bill Anderson	1958-63 (6)	168

CAREER RECEIVING YARDS (TIGHT ENDS, REDSKINS HISTORY):

Player	Seasons	Yards
1. Jerry Smith	1965-77 (13)	5,496
2. Chris Cooley	2004-12 (9)	4,711
3. Bill Anderson	1958-63 (6)	2,929
4. Jordan Reed	2013-17 (5)	2,813
5. Don Warren	1979-92 (14)	2,536

CAREER RECEIVING TOUCHDOWNS (TIGHT ENDS, REDSKINS HISTORY):

Player	Seasons	TD
1. Jerry Smith	1965-77 (13)	60
2. Chris Cooley	2004-12 (9)	33
3. Jordan Reed	2013-17 (5)	22
4. Jean Fugett	1976-79 (4)	21
5. Clint Didier	1982-87 (6)	19

MULTI-TD GAMES (SINCE 1960)

Reed's seven career games with multiple touchdown receptions rank sixth in team history.

GAMES WITH MULTIPLE RECEIVING TOUCHDOWNS (CAREER, REDSKINS SINCE 1960):

Player	Games
1. Charley Taylor	17
2. Art Monk	12
3. Bobby Mitchell	11
4. Jerry Smith	10
5. Gary Clark	8
6. Jordan Reed	7
7. Santana Moss	6

MULTI-TD GAMES (SINCE 1960)

Reed's four games with multiple touchdowns in 2015 tied for the most by a member of the Redskins since 1960. The Redskins were 4-0 in 2015 when Reed caught multiple touchdowns.

GAMES WITH MULTIPLE RECEIVING TOUCHDOWNS (SINGLE-SEASON, REDSKINS SINCE 1960):

Player	Season	TD
1t. Jordan Reed	2015	4
1t. Bobby Mitchell	1962	4
1t. Jerry Smith	1967	4
4t. Many players tied		3

SINGLE-SEASON TIGHT END RECORDS

Despite missing two games, Reed posted arguably the finest season by a tight end in team history in 2015, breaking or challenging records for a tight end in nearly every single category:

RECEPTIONS IN A SINGLE SEASON (TIGHT ENDS, REDSKINS HISTORY):

Player	Season	Games	Rec.
1. Jordan Reed	2015	14	87
2. Chris Cooley	2008	16	83
3. Chris Cooley	2010	16	77
4. Chris Cooley	2005	16	71
5. Jerry Smith	1967	14	67
6t. Jordan Reed	2016	11	66
6t. Chris Cooley	2007	16	66
8. Fred Davis	2011	12	59

RECEIVING YARDS IN A SINGLE SEASON (TIGHT ENDS, REDSKINS HISTORY):

Player	Season	Games	Yards
1. Jordan Reed	2015	14	952
2t. Chris Cooley	2010	16	849
2t. Chris Cooley	2008	16	849
2t. Jerry Smith	1967	14	849
5. Fred Davis	2011	12	796
6. Chris Cooley	2007	16	786
7. Chris Cooley	2005	16	774
8t. Bill Anderson	1959	11	734
8t. Chris Cooley	2006	16	734
10. Clint Didier	1986	14	691

RECEIVING TOUCHDOWNS IN A SINGLE SEASON (TIGHT ENDS, REDSKINS HISTORY):

Player	Season	Games	TD
1. Jerry Smith	1967	14	12
2. Jordan Reed	2015	14	11
3t. Pat Richter	1968	14	9
3t. Jerry Smith	1969	14	9
3t. Jerry Smith	1970	14	9
6. Chris Cooley	2007	16	8
7t. Chris Cooley	2005	16	7
7t. Jean Fugett	1978	14	7
7t. Jerry Smith	1972	14	7

RECEIVING TOUCHDOWNS (SINGLE REG. SEASON)

Reed's 11 receiving touchdowns in 2015 were one shy of the team regular season record of 12, set previously by four different players:

Player	Season	TD
1t. Ricky Sanders	1988	12
1t. Jerry Smith	1967	12
1t. Charley Taylor	1966	12
1t. Hugh Taylor	1952	12
5t. Jordan Reed	2015	11
5t. Bobby Mitchell	1962	11
7t. Gary Clark	1991	10
7t. Bobby Mitchell	1964	10
9t. Many tied		9

JAMISON CROWDER

Thirty-four wide receivers were drafted in the 2015 NFL Draft. As of the conclusion of the 2017 season, 30 of them had appeared in NFL game action. Thirteen of those players were drafted ahead of the moment when the Washington Redskins selected Jamison Crowder with the No. 105 overall selection in the fourth round.

However, only two of Crowder's classmates (Oakland's Amari Cooper and Minnesota's Stefon Diggs) have recorded more career receptions than the Duke product, who has placed himself on the NFL radar with 192 receptions for 2,240 yards and 12 receiving touchdowns in his young career.

Crowder entered his rookie season in 2015 with expectations of assuming the team's role at punt returner, but Crowder rapidly exceeded those limits and earned the team's top slot receiver role and became another weapon for the Redskins on third down.

"We had a penciled-in punt returner job for him, but for him to win the starting inside slot receiver is a testament to him and how quickly he picked it up and his production," Head Coach Jay Gruden said. "When you draft guys, you have high hopes for them, but you never expect them to be this much of a factor this early, especially fourth-fifth rounders."

"He's one of those kids: You can put him in a phone booth and you probably wouldn't get a hand on him."

- Receivers Coach Ike Hilliard to The Washington Post's Liz Clarke

In Week 5 of his sophomore campaign in 2016, Crowder ended the Redskins' 124-game punt return touchdown drought with an 85-yard touchdown at Baltimore. His punt return for touchdown was the Redskins' first since Oct. 26, 2008, when Santana Moss returned a punt 80 yards for a touchdown at Detroit.

At 23 years and 114 days old, Crowder became the youngest member of the Redskins to return a punt for a touchdown since Brian Mitchell (23 years, 35 days) at Cincinnati on Sept. 22, 1991, according to records provided by Pro Football Reference.

Crowder finished the 2016 season with a 12.1-yard punt return average, the best by a member of the Redskins since 2001. His fourth-place ranking in the NFL in punt return average was the best by a member of the Redskins since Brian Mitchell's second-place finish in 1995. The dual threat was the only player in the NFL in 2016 to catch at least 65 passes and average at least 11.0 yards per return.

On offense, Crowder's 192 receptions from 2015-17 are the second-most by a member of the Redskins in the first three years of an NFL career.

RECEPTIONS, FIRST THREE NFL SEASONS (REDSKINS HISTORY):

Player	Years	Rec	Yds	TD
1. Gary Clark	1985-87	202	3,257	19
2. Jamison Crowder	2015-17	192	2,240	12
3. Jordan Reed	2013-15	182	1,916	14
4. Rod Gardner	2001-03	176	2,347	17
5. Chris Cooley	2004-06	165	1,822	19

Crowder's 59 receptions in 2015 were the most in Redskins rookie history, and the second-most among players in their first NFL season, surpassing Pro Football Hall of Famer Art Monk's total of 58 in 1980.

RECEPTIONS BY A ROOKIE (REDSKINS HISTORY):

Player	Year	Rec	Yds	TD
1. Jamison Crowder	2015	59	604	2
2. Art Monk	1980	58	797	3
3. Charley Taylor	1964	53	814	5



2015 NFL DRAFT

Thirteen wide receivers were selected before Jamison Crowder in the 2015 NFL Draft. Only two players from the draft class have more career receptions than Crowder.

TOP 15 RECEIVERS SELECTED [2015 NFL DRAFT]:

Rd.	Overall	Team*	Selection
1	4	Oak	1. Amari Cooper
1	7	Chi	2. Kevin White
1	14	Mia	3. DeVante Parker
1	20	Phi	4. Nelson Agholor
1	26	Bal	5. Breshad Perriman
1	29	Ind	6. Phillip Dorsett
2	37	NYJ	7. Devin Smith
2	40	Ten	8. Dorial Green-Beckham
3	69	Sea	9. Tyler Lockett
3	70	Hou	10. Jaelen Strong
3	76	KC	11. Chris Conley
3	87	Pit	12. Sammie Coates
3	94	GB	13. Ty Montgomery
4	105	Was	14. Jamison Crowder
4	107	Atl	15. Justin Hardy

*Team that made the selection

CAREER RECEPTIONS

[WIDE RECEIVERS SELECTED IN 2015 NFL DRAFT]:

Player	Team	Rec	Yds	TD
1. Amari Cooper	Oak	203	2,903	18
2. Stefon Diggs	Min	200	2,472	15
3. Jamison Crowder	Was	192	2,240	12
4. DeVante Parker	Mia	139	1,908	8
5. Tyler Lockett	Sea	137	1,816	9

VERNON DAVIS

What does it take to have coaches, teammates and broadcasters refer to you as "The Ageless One"?

How about a 6-foot-3, 244-pound veteran registering only 3.8 percent body fat the day after completing his 12th NFL season? What about that same man reportedly still running the 40-yard dash in the 4.4 range into his mid-30s?

For Vernon Davis, those astoundingly true facts tell only part of the story. A native of Washington, D.C., Davis came home in free agency in 2016 and delivered 87 catches and 1,231 yards in his first two seasons in burgundy and gold. At age 32-33 in those seasons, he ranks second only to Redskins legend Jerry Smith in both categories among tight ends age 30 or older in team history, according to records provided by Pro Football Reference.

Ageless as a physical specimen, Davis is trying to make his career production withstand the test of time as well. He now ranks in the Top 10 in NFL history in career receptions, receiving yards and receiving touchdowns by a tight end.

CAREER RECEPTIONS [TIGHT ENDS, NFL HISTORY]:

Player	Seasons	Rec.
1. Tony Gonzalez	1997-2013 [17]	1,325
2. Jason Witten	2003-17 [15]	1,152
3. Antonio Gates	2003-17 [15]	927
4. Shannon Sharpe	1990-2003 [14]	815
5. Ozzie Newsome	1978-90 [13]	662
6. Greg Olsen	2007-17 [11]	639
7. Heath Miller	2005-15 [11]	592
8. Jimmy Graham	2010-17 [8]	556
9. Vernon Davis	2006-17 [12]	548
10. Jeremy Shockey	2002-11 [10]	547
11. Kellen Winslow	1979-87 [9]	541
12t. Dallas Clark	2003-13 [11]	505
12t. Frank Wycheck	1993-2003 [11]	505

CAREER RECEIVING YARDS [TIGHT ENDS, NFL HISTORY]:

Player	Seasons	Yards
1. Tony Gonzalez	1997-2013 [17]	15,127
2. Jason Witten	2003-17 [15]	12,448
3. Antonio Gates	2003-17 [14]	11,508
4. Shannon Sharpe	1990-2003 [15]	10,060
5. Ozzie Newsome	1978-90 [13]	7,980
6. Jackie Smith	1963-78 [16]	7,918
7. Greg Olsen	2007-17 [11]	7,556
8. Pete Retzlaff	1956-66 [11]	7,412
9. Rob Gronkowski	2010-17 [8]	7,179
10. Vernon Davis	2006-17 [12]	7,072
11. Jimmy Graham	2010-17 [8]	6,800
12. Kellen Winslow	1979-87 [9]	6,741

CAREER RECEIVING TOUCHDOWNS [TIGHT ENDS, NFL HISTORY]:

Player	Seasons	TD
1. Antonio Gates	2003-17 [15]	114
2. Tony Gonzalez	1997-2013 [17]	111
3. Rob Gronkowski	2010-17 [8]	76
4. Jimmy Graham	2010-17 [8]	69
5. Jason Witten	2003-17 [15]	68
6. Shannon Sharpe	1990-2003 [14]	62
7t. Jerry Smith	1965-77 [13]	60
7t. Vernon Davis	2006-17 [12]	60
9. Wesley Walls	1989-2003 [14]	54
10t. Dallas Clark	2003-13 [11]	53
10t. Greg Olsen	2007-17 [11]	53



"We all should get on Vernon Davis' diet. I mean, really. The guy's a freak. He's the most impressive guy I've been around really as far as taking care of his body, and whatever he's doing, he needs to tell all our young guys to do it because he's amazing.

He's running around like a 20-year-old kid. We're going to have to try to dive into that but I know he has a great routine in the offseason, during the season. His diet is top-notch. His workouts are on point. Not to mention he prepares and he's just always got a smile on his face.

He's just one of those guys you look forward to seeing every day and then you watch him practice and it's always hard and effective. Great guy, great player."

- Head Coach Jay Gruden on Vernon Davis

RYAN KERRIGAN

With a wrestling-inspired sack celebration, linebacker Ryan Kerrigan has earned the moniker "The Showstopper" since joining the Redskins in 2011. But while it might not have the same cachet, calling the three-time Pro Bowler "Mr. Reliable" might be just as apt.

If patience is a virtue, the Redskins were virtuous in the first round of the 2011 NFL Draft, as the team opted to trade back from its No. 10 overall selection to the 16th overall pick. With the selection, the Redskins selected Kerrigan, the then-defensive end out of Purdue.

Kerrigan has started all 112 regular season games played by the Redskins since he entered the league in 2011, the longest active streak of consecutive starts by any NFL linebacker. In 2016, Kerrigan became the first member of the Redskins to start all 16 games in each of the first six seasons of an NFL career since the adoption of the 16-game schedule in 1978. In Week 4 of the 2017 season, Kerrigan became the first member of the Redskins since at least 1970 to open a career with 100 consecutive regular season starts.

The Muncie, Ind. native is only the fifth player in NFL history to open a career with at least 7.5 sacks in each of his first seven seasons, joining Jared Allen, Derrick Thomas, DeMarcus Ware and Reggie White. He also became only the fifth member of the Redskins to post multiple 10-sack seasons since 1982 (Dexter Manley, 4; Charles Mann, 4; Andre Carter, 2; Brian Orakpo, 2). He's also displayed aptitude with the ball in hands, as he has returned all three of his career interceptions for touchdowns, joining Julius Peppers and Pro Football Hall of Famer Jason Taylor as the only players in league history with 60+ sacks and three or more interception return touchdowns.

Kerrigan's productivity has provided a number of opportunities for him to showcase his co-opted celebration.

"Will Compton has been kind of getting in my ear for a while to do the Shawn Michaels from wrestling — the HBK," Kerrigan said in 2014 of the inspiration for his celebrations. "All he kept saying was, 'Hit the HBK, hit the HBK.' Finally, I did right by him and hit the HBK a couple times. On the second and third ones, when I didn't do it, he was giving me a bunch of hell on the sidelines, like, 'Why didn't you do it? You need to trademark it.' I'm like, 'Well, I can't trademark it, it's HBK.' But that's where it came from."

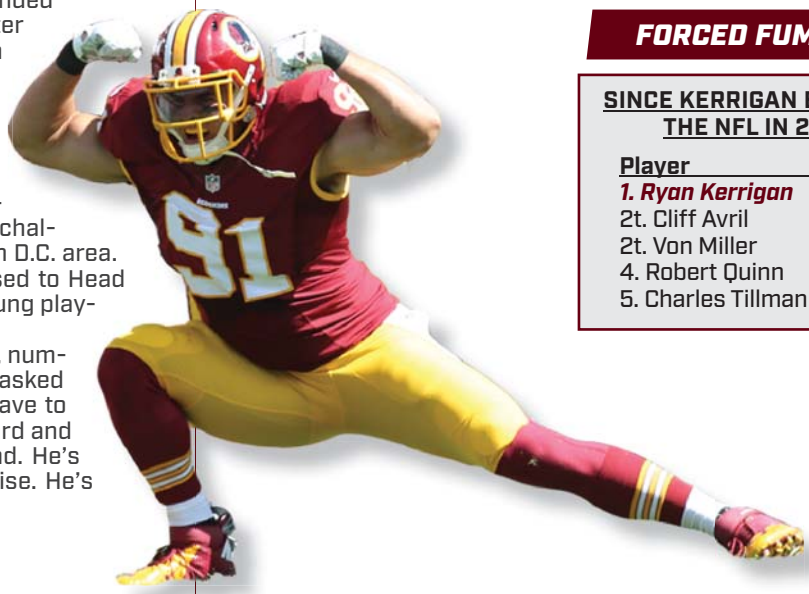
The gesture resonated with wrestling fans and Redskins fans alike. The celebration was promoted by WWE on Twitter, and Redskins fans immediately began referring to the celebration as the "Heartbreak Kerrigan," or #HBKerrigan in hashtag form.

The Purdue product ended his college career tied for the Football Bowl Subdivision record with 14 career forced fumbles, and his innate knack for knocking the ball loose has translated to the NFL. Kerrigan has been credited with 22 forced fumbles in his career, the most by a member of the Redskins since 1994 and among the most by any NFL player since 2011.

Kerrigan's impact on the Redskins has transcended football, as he was honored with the team's Walter Payton Man of the Year award in 2015. In addition to participating in numerous events through the Washington Redskins Charitable Foundation, Kerrigan welcomed 185 guests to the Grand Hyatt Washington in 2015 for his third Celebrity Waiter Night, raising more than \$100,000 for his Blitz for the Better Foundation, which provides support to seriously ill, special needs and physically challenged children throughout the Greater Washington D.C. area.

In training camp in 2016, the question was posed to Head Coach Jay Gruden: Is there a better example for young players than Kerrigan?

"Not really, no," Gruden said. "He's very humble, number one. Keeps to himself and does exactly what's asked of him in practice. He practices hard; in fact, we have to pull him back a little bit because he practices so hard and we want to keep him healthy for the 16-week grind. He's a top-notch guy, on and off the field, character-wise. He's what you're looking for."



REDSKINS ALL-TIME SACK LEADERS

SINCE SACKS BECAME OFFICIAL IN 1982:

Player	Seasons	Sacks
1. Dexter Manley	1982-89 (8)	91.0
2. Charles Mann	1983-93 (11)	82.0
3. Ryan Kerrigan	2011-17 (7)	71.5
4. Monte Coleman	1979-94 (16)	43.5
5. Ken Harvey	1994-98 (5)	41.5

DUAL THREAT

60+ CAREER SACKS AND 3+ INT RETURN TD (NFL HISTORY)

Player	Seasons	Sacks	INT TD
Julius Peppers	2002-17 (16)	154.5	4
Jason Taylor	1997-2011 (15)	139.5	3
Ryan Kerrigan	2011-17 (7)	71.5	3

SINGLE-SEASON SACK LEADERS

REDSKINS SINCE SACKS BECAME OFFICIAL IN 1982:

Player	Season	Sacks
1. Dexter Manley	1986	18.5
2. Dexter Manley	1985	15.0
3. Charles Mann	1985	14.5
4t. Ryan Kerrigan	2014	13.5
4t. Ken Harvey	1994	13.5
4t. Dexter Manley	1984	13.5

2011 NFL DRAFT

CAREER SACKS BY 2011 NFL DRAFT PICKS:

Player	Team	Sacks
1. Von Miller	DEN	83.5
2. J.J. Watt	HOU	76.0
3. Ryan Kerrigan	WAS	71.5
4. Justin Houston	KC	69.5
5. Robert Quinn	LAR	62.5

FORCED FUMBLES

SINCE KERRIGAN ENTERED THE NFL IN 2011:

Player	FF
1. Ryan Kerrigan	22
2t. Cliff Avril	21
2t. Von Miller	21
4. Robert Quinn	20
5. Charles Tillman	19

CORNERBACK CONJUNCTION

JOSH NORMAN

When the Carolina Panthers rescinded cornerback Josh Norman's franchise tag and allowed the All-Pro defender to enter unrestricted free agency on April 20, roles instantly became reversed. The then-28-year-old lockdown corner became the subject of teams trying to lock down his services.

The Redskins mobilized quickly, dispatching members of the Redskins' coaching staff on April 22 to pick up Norman and his family from his Carolina home and bring them to team headquarters. The group arrived back in Ashburn early that afternoon, and after the full press and a family vote, Norman was a member of the Washington Redskins by 9:30 p.m.

"It was an exciting 24 hours there and we're happy as heck to get him," Head Coach Jay Gruden said. "I think he's one of the premier corners in the National Football League."

Norman joined the Redskins having previously appeared in 53 regular season games with 38 starts for Carolina, recording 178 tackles (136 solo), 36 passes defended, seven interceptions (two returned for touchdowns), four forced fumbles and three fumbles recovered from 2012-15.

In 2015, Norman started all 16 regular season games and all three postseason games for the Panthers, recording career highs in interceptions (four), forced fumbles (three) and fumbles recovered (two) in addition to tying for the league lead in interceptions returned for touchdowns (two). His highly decorated 2015 campaign resulted in a myriad of honors, including All-Pro selections from both the Associated Press and Pro Football Writers Association in addition to sharing PFWA Co-Most Improved Player of the Year honors with new teammate Kirk Cousins.

Since that breakout campaign in 2015, few defensive backs have been as disruptive as the man known colloquially as "J-No."



FUMBLES FORCED SINCE 2015 (NFL DEFENSIVE BACKS):

Player	FF
1t. Byron Maxwell	8
1t. Keanu Neal	8
3t. Josh Norman	7
3t. Mike Adams	7
5t. Three players tied	6

PASSES DEFENSED SINCE 2015 (NFL):

Player	PD
1. Marcus Peters	55
2. Robert Alford	54
3. Darius Slay	52
4t. Brent Grimes	49
4t. Casey Hayward	49
6. Josh Norman	47
7t. Bashaud Breeland	46
7t. David Amerson	46

Norman's accolades and productivity speak for themselves, but what kind of person were the Redskins getting? Gruden and the Redskins learned early in 2016.

"I've been very impressed with Josh from the day that he got here," Gruden said. "He works extremely hard. He's got a great energy every single time that he walks out onto the field, and he's the last one off the field. He's attentive at meetings - he's excellent. As far as his off-the-field 'antics' or on-the-field penalties that he's gotten, he's a physical football player. He's in your face and he's very competitive. You don't want to change that about him at all; that's what makes him, him. Obviously we might have to work on his hand placement in bump-and-run so he doesn't hit the receiver in the head, but his aggression, his competitive style, that's what drew us to him in the first place. We would never change that."

QUINTON DUNBAR

In 2015, the Washington Redskins signed college free agent Quinton Dunbar as a wide receiver. A few months later during training camp, the coaching staff transitioned Dunbar to cornerback.

For the 2018 season, Dunbar has emerged to become an option for the starting role opposite Josh Norman in the secondary. Head Coach Jay Gruden has gone on record spotlighting Dunbar's athletic ability.

"Yeah, that is a great tribute to him and his work, you know, but when you have that type of speed and that type of length you try to find a spot for a guy with that type of athletic ability and Quinton has done a good job with buying in and making the adjustment.," said Gruden. "Now, with the opportunity he has in front of him, it's going to be up to him whether he takes the next step..."

DUNBAR AMONG DBS IN THE DIVISION

INTERCEPTIONS AMONG ACTIVE DEFENSIVE BACKS IN THE NFC EAST SINCE 2015:

Player	Team	Int.
1. Malcolm Jenkins	PHI	4
2t. Quinton Dunbar	WAS	3
2t. Janoris Jenkins	NYG	3
2t. Josh Norman	WAS	3

SPOTLIGHT ON SPECIAL TEAMS

KICKER DUSTIN HOPKINS

The Redskins surprised many in Week 2 of the 2015 season when they elected to move on from kicker Kai Forbath, who exited as the franchise leader in field goal percentage among players with at least 50 attempts, in favor of signing kicker Dustin Hopkins.

After a solid debut in 2015, Hopkins went 34-for-42 on field goal attempts in 2016, breaking Mark Moseley's record (33 in 1983) for the most field goals in a single season in team history. In Week 3 that year, he tied a team record with five field goals in a 5-for-5 performance in a victory as part of an NFC Special Teams Player of the Week and Player of the Month performance.

MOST FIELD GOALS MADE (SINGLE SEASON, REDSKINS HISTORY):

Player	Season	FGM	FGA	FG Pct.	Pts.
1. Dustin Hopkins	2016	34	42	81.0	138
2. Mark Moseley	1983	33	47	70.2	161
3t. Graham Gano	2011	31	41	75.6	118
3t. Chip Lohmiller	1991	31	43	72.1	149
5t. Chip Lohmiller	1990	30	40	75.0	131
5t. Chip Lohmiller	1992	30	40	75.0	120

Now in his third season with the Redskins, Hopkins already ranks fifth in franchise history in career field goals made.

MOST FIELD GOALS MADE (CAREER, REDSKINS HISTORY):

Player	Seasons	FGM	FGA	FG Pct.
1. Mark Moseley	1974-86	263	397	66.2
2. Chip Lohmiller	1988-94	175	245	71.4
3. Curt Knight	1969-73	101	175	57.7
4. Shaun Suisham	2006-09	81	101	80.2
5. Dustin Hopkins	2015-17	73	87	83.9

Beyond Hopkins' ability to boot the ball through the uprights, his ability to get it to stop and turn on a dime after 10 yards was vital to a Redskins' victory against Tampa Bay in Week 7 of the 2015 season. After facing an early 24-0 deficit, the Redskins scored late in the first half and at the start of the second half to cut the lead to 24-14, at which point Gruden and Special Teams Coordinator Ben Kotwica turned to Hopkins to deliver a surprise onside kick early in the third. Receiver Rashad Ross batted the skidding ball to safety Trenton Robinson, ending a league-wide 0-for-24 skid on onside kick attempts to start the 2015 season. The onside kick helped jumpstart the Redskins en route to recording the largest comeback victory in franchise history.

"His onside kicks, they're like magic balls. I don't know how he keeps them in play."

- Head Coach Jay Gruden

It was only the fourth successful onside kick by the Redskins since 2000 and ended a streak of 18 unsuccessful onside kick attempts by the Redskins over the previous nine seasons.

SUCCESSFUL ONSIDE KICKS (REDSKINS SINCE 2000):

Year	Week	Qtr.	Opp	Kicker
2015	7	3	TB	Dustin Hopkins
2007	9	2	NYJ	Shaun Suisham
2003	5	4	Phi	John Hall
2000	12	3	StL	Scott Bentley

PUNTER TRESS WAY

In recent years, the Redskins have expressed a desire to create competition at every position and reward their own players who perform at high levels. Punter Tress Way is emblematic of both ideals.

The Redskins spent the majority of the 2014 offseason evaluating a punting battle between newcomers Robert Malone and Blake Clingan, but the race received a darkhorse candidate when the team claimed Way off waivers from Chicago on Aug. 20 that year. Way was given 10 days to stake a claim to the punting job.

Way accomplished the feat and has since posted historically relevant numbers, earned the special teams captaincy in 2015 and been rewarded with a multi-year contract extension in 2016.

In 2014, Way's punting numbers rewarded the coaching staff's faith. Way averaged 47.5 yards per punt, the highest by a Redskins player since World War II. He finished the season averaging 47.5 yards per punt to rank fourth in team history, trailing only Sammy Baugh's full-season NFL record (51.4 yards per punt in 1940) and Baugh's 1941 and 1942 campaigns (48.7 and 48.2). Way became the first member of the Redskins to lead the NFL in punting for a season since Sam Baker in 1958 (45.4).

REDSKINS TO LEAD NFL IN PUNTING SINCE 1939:

Player	Season	Avg.
Tress Way	2014	47.5
Sam Baker	1958	45.4
Sammy Baugh	1945	43.3
Sammy Baugh	1943	45.9
Sammy Baugh	1942	48.2
Sammy Baugh	1941	48.7
Sammy Baugh	1940	51.4

While Way's left leg has been on display, the Redskins gave their third-year punter a chance to show off his right arm in Week 3 of the 2016 season. Locked in a tight, divisional road game against the New York Giants, Way threw a perfect spiral to cornerback Quinton Dunbar for a 31-yard gain on a fake punt. The fake punt was the Redskins' first successful fake kick of any kind since Week 10 of the 2009 season vs. Denver, when punter Hunter Smith connected with fullback Mike Sellers for a 35-yard touchdown.

In 2017 and throughout his career, Way has waged his field position war by dropping punts inside the 20 with regularity.

PUNTS DOWNED INSIDE THE 20 (SINGLE SEASON, REDSKINS SINCE 1976):

Player	Season	No.
1t. Tress Way	2017	33
1t. Matt Turk	1998	33
3. Matt Turk	1997	32
4. Tom Tupa	2004	30
5t. Mike Bragg	1977	29
5t. Jeff Hayes	1983	29
5t. Matt Turk	1995	29
8. Sav Rocca	2011	28
9t. Bryan Barker	2001	27
9t. Derrick Frost	2006	27

PUNTS DOWNED INSIDE THE 20 (CAREER, REDSKINS SINCE 1976):

Player	Years	No.
1. Matt Turk	1995-99 (5)	134
2. Tress Way	2014-17 (4)	91
3. Mike Bragg	1968-79 (12)	79*
4. Sav Rocca	2011-13 (3)	76
5. Derrick Frost	2005-07 (3)	73

* Stat not tracked until 1976

ROSTERS/DEPTH

2018 WASHINGTON REDSKINS ROSTER (ALPHABETICAL)

as of September 3, 2018

NO.	LAST	FIRST	POS	HT	WT	D.O.B.	AGE	EXP.	COLLEGE	HS HOMETOWN	HOW ACQ.
39	Alexander	Adonis	CB	6-3	197	11/7/1996	21	R	Virginia Tech	Charlotte, N.C.	SD6-'18
93	Allen	Jonathan	DL	6-3	294	1/16/1995	23	2	Alabama	Ashburn, Va.	D1-'17
52	Anderson	Ryan	LB	6-2	253	8/12/1994	24	2	Alabama	Daphne, Ala.	D2-'17
30	Apke	Troy	S	6-1	200	4/11/1995	23	R	Penn State	Pittsburgh, Pa.	D4-'18
66	Bergstrom	Tony	OL	6-5	310	8/6/1986	32	7	Utah	Salt Lake City, Utah	FA-'17
99	Brantley	Caleb	DL	6-2	307	9/2/1994	24	2	Florida	Crescent City, Fla.	FA-'18
53	Brown	Zach	LB	6-1	250	10/23/1989	28	7	North Carolina	Columbia, Md.	UFA (BUF)-'17
74	Christian Sr.	Geron	T	6-5	302	9/10/1996	21	R	Louisville	Ocala, Fla.	D3-'18
80	Crowder	Jamison	WR	5-9	177	6/17/1993	25	4	Duke	Monroe, N.C.	D4a-'15
85	Davis	Vernon	TE	6-3	244	1/31/1984	34	13	Maryland	Washington, D.C.	UFA (DEN)-'16
18	Doctson	Josh	WR	6-2	202	12/3/1992	25	3	TCU	Mansfield, Texas	D1-'16
23	Dunbar	Quinton	CB	6-2	197	7/22/1992	26	4	Florida	Miami, Fla.	CFA-'15
55	Dunn	Casey	C	6-4	300	10/11/1994	23	R	Auburn	Trussville, Ala.	CFA-'18
22	Everett	Deshazor	S	6-0	195	2/22/1992	26	4	Texas A&M	DeRidder, La.	FA-'15
54	Foster	Mason	LB	6-1	250	3/1/1989	29	8	Washington	Seaside, Calif.	FA-'15
51	Hamilton	Shaun Dion	LB	6-0	235	9/11/1995	22	R	Alabama	Montgomery, Ala.	D6-'18
13	Harris	Maurice	WR	6-3	200	11/11/1992	25	3	California	Greensboro, N.C.	CFA-'16
40	Harvey-Clemons	Josh	LB	6-4	230	2/20/1994	24	2	Louisville	Valdosta, Ga.	D7a-'17
90	Hood	Ziggy	DL	6-3	305	2/16/1987	31	10	Missouri	Amarillo, Texas	FA-'16
3	Hopkins	Dustin	K	6-2	203	10/1/1990	27	5	Florida State	Houston, Texas	FA-'15
98	Ioannidis	Matt	DL	6-3	305	1/11/1994	24	3	Temple	Flemington, N.J.	D5-'16
41	R Johnson	Danny	CB	5-9	181	11/17/1995	22	R	Southern	Jackson, La.	CFA-'18
20	Kelley	Rob	RB	6-0	229	10/3/1992	25	3	Tulane	New Orleans, La.	CFA-'16
91	Kerrigan	Ryan	LB	6-4	259	8/16/1988	30	8	Purdue	Muncie, Ind.	D1-'11
77	Lauvao	Shawn	G	6-3	308	10/26/1987	30	9	Arizona State	Honolulu, Hawaii	UFA (CLE)-'14
34	Marshall	Byron	RB	5-9	225	2/13/1994	24	2	Oregon	San Jose, Calif.	PS (PHI)-'17
12	McCoy	Colt	QB	6-1	210	9/5/1986	31	9	Texas	Tuscola, Texas	UFA (SF)-'14
96	McPhee	Pernell	LB	6-3	265	12/17/1988	29	8	Mississippi State	Pahokee, Fla.	FA-'18
31	Moreau	Fabian	CB	6-0	200	4/9/1994	24	2	UCLA	Davie, Fla.	D3-'17
76	Moses	Morgan	T	6-6	335	3/3/1991	27	5	Virginia	North Chesterfield, Va.	D3a-'14
35	R Nicholson	Montae	S	6-2	215	12/4/1995	22	2	Michigan State	Monroeville, Pa.	D4b-'17
24	Norman	Josh	CB	6-0	200	12/15/1987	30	7	Coastal Carolina	Greenwood, S.C.	UFA (CAR)-'16
79	Nsekhe	Ty	T	6-8	330	10/27/1985	32	4	Texas State	Arlington, Texas	FA-'15
95	Payne	Daron	DL	6-3	319	5/27/1997	21	R	Alabama	Irondale, Ala.	D1-'18
32	Perine	Samaje	RB	5-11	233	9/16/1995	22	2	Oklahoma	Pflugerville, Texas	D4a-'17
26	Peterson	Adrian	RB	6-1	220	3/21/1985	33	12	Oklahoma	Palestine, Texas	FA-'18
14	Quinn	Trey	WR	6-0	200	12/7/1995	22	R	SMU	Lake Charles, La.	D7b-'18
86	Reed	Jordan	TE	6-2	245	7/3/1990	28	6	Florida	New London, Conn.	D3-'13
10	Richardson Jr.	Paul	WR	6-0	180	4/13/1992	26	5	Colorado	Gardena, Calif.	UFA (SEA)-'18
73	Roullier	Chase	C	6-4	310	8/23/1993	25	2	Wyoming	Burnsville, Minn.	D6a-'17
75	Scherff	Brandon	G	6-5	315	12/26/1991	26	4	Iowa	Denison, Iowa	D1-'15
97	Settle	Tim	DL	6-3	328	7/11/1997	21	R	Virginia Tech	Manassas, Va.	D5-'18
89	Sims	Cam	WR	6-5	214	1/6/1996	22	R	Alabama	Monroe, La.	CFA-'18
11	Smith	Alex	QB	6-4	213	5/7/1984	34	14	Utah	La Mesa, Calif.	T (KC)-'18
94	Smith	Preston	LB	6-5	265	11/17/1992	25	4	Mississippi State	Stone Mountain, Ga.	D2-'15
87	Sprinkle	Jeremy	TE	6-5	252	8/10/1994	24	2	Arkansas	White Hall, Ark.	D5-'17
37	Stroman	Greg	CB	5-11	180	3/8/1996	22	R	Virginia Tech	Manassas, Va.	D7a-'18
57	Sundberg	Nick	LS	6-0	256	7/29/1987	31	9	California	Phoenix, Ariz.	FA-'10
36	Swearinger Sr.	D.J.	S	5-10	205	9/1/1991	27	6	South Carolina	Greenwood, S.C.	UFA (ARI)-'17
25	Thompson	Chris	RB	5-8	195	10/20/1990	27	5	Florida State	Madison, Fla.	D5a-'13
56	Vigil	Zach	LB	6-2	238	3/28/1991	27	4	Utah State	Clearfield, Utah	W (MIA)-'16
5	Way	Tress	P	6-1	216	4/18/1990	28	5	Oklahoma	Tulsa, Okla.	W (CHI)-'14
71	Williams	Trent	T	6-5	320	7/19/1988	30	9	Oklahoma	Longview, Texas	D1-'10

PRACTICE SQUAD

35	W Bibbs	Kapri	RB	5-11	203	1/10/1993	25	3	Colorado State	Plainfield, Ill.	FA-'17
15	Cobbs	Simmie Jr.	WR	6-3	220	8/25/1995	23	R	Indiana	Oak Park, Ill.	CFA-'18
41	W Flanagan	Matt	TE	6-6	260	3/26/1995	23	R	Pittsburgh	Mendham, N.J.	CFA-'18
84	Kidsy	Darvin	WR	6-0	180	3/19/1995	23	R	Texas Southern	Missouri City, Texas	CFA-'18
48	Ladler	Kenny	DB	6-1	200	6/23/1992	26	2	Vanderbilt	Stone Mountain, Ga.	FA-'18
63	Lyons	Caushead	DT	6-4	310	1/3/1993	25	1	Tusculum	Atlanta, Ga.	FA-'18
58	McKinzy	Cassanova	LB	6-3	257	11/17/1992	25	1	Auburn	Birmingham, Ala.	UFA (TB)-'16
61	Parris	Timon	T	6-6	315	9/1/1995	23	R	Stony Brook	Floral Park, N.Y.	CFA-'18
2	Shimonek	Nic	QB	6-3	225	8/22/1994	24	R	Texas Tech	Corsicana, Texas	FA-'18
64	Wicker	JoJo	DT	6-2	296	6/9/1996	22	R	Arizona State	Long Beach, Calif.	FA-'18

RESERVE/INJURED

	Catalina	Tyler	G	6-6	315	1/24/1993	25	2	Georgia	Holden, Mass.	CFA-'17
	Davis	Robert	WR	6-3	212	4/2/1995	23	1	Georgia State	Warner Robins, Ga.	D6b-'17
	Garner	Manasseh	TE	6-2	240	3/11/1992	26	1	Pittsburgh	Pittsburgh, Pa.	FA-'17
	Guice	Derrius	RB	5-11	225	6/21/1997	21	R	LSU	Baton Rouge, La.	D2-'18
	Kouandjio	Arie	G	6-5	316	4/23/1992	26	4	Alabama	Hyattsville, Md.	D4b-'15

PHYSICALLY UNABLE TO PERFORM

	McGee	Stacy	DL	6-3	339	1/17/1990	28	6	Oklahoma	Muskogee, Okla.	UFA (OAK)-'17
--	-------	-------	----	-----	-----	-----------	----	---	----------	-----------------	---------------

NON-FOOTBALL INJURY

	Holsey	Joshua	CB	5-11	195	6/25/1994	24	2	Auburn	Fairburn, Ga.	D7b-'17
--	--------	--------	----	------	-----	-----------	----	---	--------	---------------	---------

Key: UFA - unrestricted free agent | FA - free agent | RFA - restricted free agent | CFA - college free agent | T - trade | W - waivers | D - draft | SD - supplemental draft | PS - signed from practice squad

Head Coach: Jay Gruden

Assistant Coaches: Bill Callahan (Assistant Head Coach/Offensive Line), Matt Cavanaugh (Offensive Coordinator), Ben Kotwica (Special Teams Coordinator), Greg Manusky (Defensive Coordinator), Kevin O'Connell (Passing Game Coordinator), Chad Englehart (Strength & Conditioning), Torrian Gray (Defensive Backs), Chad Grimm (Outside Linebackers), Ike Hilliard (Wide Receivers), Randy Jordan (Running Backs), Paul Kelly (Director of Football Operations), Cannon Matthews (Defensive Quality Control), Bret Munsey (Asst. Special Teams), Kavan Latham (Asst. Strength & Conditioning), Chris O'Hara (Offensive Quality Control), Kirk Olivadotti (Inside Linebackers), Wes Phillips (Tight Ends), Phil Rauscher (Asst. Offensive Line), Jake Sankal (Asst. Strength & Conditioning/Nutritionist), James Rowe (Asst. Defensive Backs), Jim Tomslua (Defensive Line)

2018 WASHINGTON REDSKINS ROSTER (NUMERICAL)

as of September 3, 2018

NO.	FIRST	LAST	POS	HT	WT	D.O.B.	AGE	EXP.	COLLEGE	HS HOMETOWN	HOW ACQ.
3	Dustin	Hopkins	K	6-2	203	10/11/1990	27	5	Florida State	Houston, Texas	FA-'15
5	Tress	Way	P	6-1	216	4/18/1990	28	5	Oklahoma	Tulsa, Okla.	W (CHI)-'14
10	Paul	Richardson Jr.	WR	6-0	180	4/13/1992	26	5	Colorado	Gardena, Calif.	UFA (SEA)-'18
11	Alex	Smith	QB	6-4	213	5/7/1984	34	14	Utah	La Mesa, Calif.	T (KC)-'18
12	Colt	McCoy	QB	6-1	210	9/5/1986	31	9	Texas	Tuscola, Texas	UFA (SF)-'14
13	Maurice	Harris	WR	6-3	200	11/11/1992	25	3	California	Greensboro, N.C.	CFA-'16
14	Trey	Quinn	WR	6-0	200	12/7/1995	22	R	SMU	Lake Charles, La.	D7b-'18
18	Josh	Doctson	WR	6-2	202	12/3/1992	25	3	TCU	Mansfield, Texas	D1-'16
20	Rob	Kelley	RB	6-0	229	10/3/1992	25	3	Tulane	New Orleans, La.	CFA-'16
22	Deshazor	Everett	S	6-0	195	2/22/1992	26	4	Texas A&M	DeRidder, La.	FA-'15
23	Quinton	Dunbar	CB	6-2	197	7/22/1992	26	4	Florida	Miami, Fla.	CFA-'15
24	Josh	Norman	CB	6-0	200	12/15/1987	30	7	Coastal Carolina	Greenwood, S.C.	UFA (CAR)-'16
25	Chris	Thompson	RB	5-8	195	10/20/1990	27	5	Florida State	Madison, Fla.	D5a-'13
26	Adrian	Peterson	RB	6-1	220	3/21/1985	33	12	Oklahoma	Palestine, Texas	FA-'18
30	Troy	Apke	S	6-1	200	4/11/1995	23	R	Penn State	Pittsburgh, Pa.	D4-'18
31	Fabian	Moreau	CB	6-0	200	4/9/1994	24	2	UCLA	Davie, Fla.	D3-'17
32	Samaje	Perine	RB	5-11	233	9/16/1995	22	2	Oklahoma	Pflugerville, Texas	D4a-'17
34	Byron	Marshall	RB	5-9	225	2/13/1994	24	2	Oregon	San Jose, Calif.	PS (PHI)-'17
35	Montae	Nicholson	S	6-2	215	12/4/1995	22	2	Michigan State	Monroeville, Pa.	D4b-'17
36	D.J.	Swearinger Sr.	S	5-10	205	9/1/1991	27	6	South Carolina	Greenwood, S.C.	UFA (ARI)-'17
37	Greg	Stroman	CB	5-11	180	3/8/1996	22	R	Virginia Tech	Manassas, Va.	FA-'18
39	Adonis	Alexander	CB	6-3	197	11/7/1996	21	R	Virginia Tech	Charlotte, N.C.	SD6-'18
40	Josh	Harvey-Clemons	LB	6-4	230	2/20/1994	24	2	Louisville	Valdosta, Ga.	D7a-'17
41	Danny	Johnson	CB	5-9	181	11/17/1995	22	R	Southern	Jackson, La.	CFA-'18
51	Shaun	Dion	LB	6-0	235	9/11/1995	22	R	Alabama	Montgomery, Ala.	D6-'18
52	Ryan	Anderson	LB	6-2	253	8/12/1994	24	2	Alabama	Daphne, Ala.	D2-'17
53	Zach	Brown	LB	6-1	250	10/23/1989	28	7	North Carolina	Columbia, Md.	UFA (BUF)-'17
54	Mason	Foster	LB	6-1	250	3/1/1989	29	8	Washington	Seaside, Calif.	FA-'15
55	Casey	Dunn	C	6-4	300	10/11/1994	23	R	Auburn	Trussville, Ala.	CFA-'18
56	Zach	Vigil	LB	6-2	238	3/28/1991	27	4	Utah State	Clearfield, Utah	W (MIA)-'16
57	Nick	Sundberg	LS	6-0	256	7/29/1987	31	9	California	Phoenix, Ariz.	FA-'10
66	Tony	Bergstrom	OL	6-5	310	8/6/1986	32	7	Utah	Salt Lake City, Utah	FA-'17
71	Trent	Williams	T	6-5	320	7/19/1988	30	9	Oklahoma	Longview, Texas	D1-'10
73	Chase	Roullier	C	6-4	310	8/23/1993	25	2	Wyoming	Burnsville, Minn.	D6a-'17
74	Geron	Christian Sr.	T	6-5	302	9/10/1996	21	R	Louisville	Ocala, Fla.	D3-'18
75	Brandon	Scherff	G	6-5	315	12/26/1991	26	4	Iowa	Denison, Iowa	D1-'15
76	Morgan	Moses	T	6-6	335	3/3/1991	27	5	Virginia	North Chesterfield, Va.	D3a-'14
77	Shawn	Lauvao	G	6-3	308	10/26/1987	30	9	Arizona State	Honolulu, Hawaii	UFA (CLE)-'14
79	Ty	Nsekhe	T	6-8	330	10/27/1985	32	4	Texas State	Arlington, Texas	FA-'15
80	Jamison	Crowder	WR	5-9	177	6/17/1993	25	4	Duke	Monroe, N.C.	D4a-'15
85	Vernon	Davis	TE	6-3	244	1/31/1984	34	13	Maryland	Washington, D.C.	UFA (DEN)-'16
86	Jordan	Reed	TE	6-2	245	7/3/1990	28	6	Florida	New London, Conn.	D3-'13
87	Jeremy	Sprinkle	TE	6-5	252	8/10/1994	24	2	Arkansas	White Hall, Ark.	D5-'17
89	Cam	Sims	WR	6-5	214	1/6/1996	22	R	Alabama	Monroe, La.	CFA-'18
90	Ziggy	Hood	DL	6-3	305	2/16/1987	31	10	Missouri	Amarillo, Texas	FA-'16
91	Ryan	Kerrigan	LB	6-4	259	8/16/1988	30	8	Purdue	Muncie, Ind.	D1-'11
93	Jonathan	Allen	DL	6-3	294	1/16/1995	23	2	Alabama	Ashburn, Va.	D1-'17
94	Preston	Smith	LB	6-5	265	11/17/1992	25	4	Mississippi State	Stone Mountain, Ga.	D2-'15
95	Daron	Payne	DL	6-3	319	5/27/1997	21	R	Alabama	Irondale, Ala.	D1-'18
96	Pernell	McPhee	LB	6-3	265	12/17/1988	29	8	Mississippi State	Pahokee, Fla.	FA-'18
97	Tim	Settle	DL	6-3	328	7/11/1997	21	R	Virginia Tech	Manassas, Va.	D5-'18
98	Matt	Ioannidis	DL	6-3	305	1/11/1994	24	3	Temple	Flemington, N.J.	D5-'16
99	Caleb	Brantley	DL	6-2	307	9/2/1994	24	2	Florida	Crescent City, Fla.	FA-'18

PRACTICE SQUAD

15	Cobbs	Simmie Jr.	WR	6-3	220	8/25/1995	23	R	Indiana	Oak Park, Ill.	CFA-'18
35	W Bibbs	Kapri	RB	5-11	203	1/10/1993	25	3	Colorado State	Plainfield, Ill.	FA-'17
41	W Flanagan	Matt	TE	6-6	260	3/26/1995	23	R	Pittsburgh	Mendham, N.J.	CFA-'18
84	Kidsy	Darvin	WR	6-0	180	3/19/1995	23	R	Texas Southern	Missouri City, Texas	CFA-'18
48	Ladler	Kenny	DB	6-1	200	6/23/1992	26	2	Vanderbilt	Stone Mountain, Ga.	FA-'18
63	Lyons	Caushaud	DT	6-4	310	1/3/1993	25	1	Tusculum	Atlanta, Ga.	FA-'18
58	McKinzy	Cassanova	LB	6-3	257	11/17/1992	25	1	Auburn	Birmingham, Ala.	UFA (TB)-'16
61	Parris	Timon	T	6-6	315	9/1/1995	23	R	Stony Brook	Floral Park, N.Y.	CFA-'18
2	Shimonek	Nic	QB	6-3	225	8/22/1994	24	R	Texas Tech	Corsicana, Texas	FA-'18
64	Wicker	JoJo	DT	6-2	296	6/9/1996	22	R	Arizona State	Long Beach, Calif.	FA-'18

RESERVE/INJURED

	Tyler	Catalina	G	6-6	315	1/24/1993	25	2	Georgia	Holden, Mass.	CFA-'17
	Davis	Robert	WR	6-3	212	4/2/1995	23	1	Georgia State	Warner Robins, Ga.	D6b-'17
	Manasseh	Garner	TE	6-2	240	3/11/1992	26	1	Pittsburgh	Pittsburgh, Pa.	FA-'17
	Guice	Derrius	RB	5-11	225	6/21/1997	21	R	LSU	Baton Rouge, La.	D2-'18
	Kouandjio	Arie	G	6-5	316	4/23/1992	26	4	Alabama	Hyattsville, Md.	D4b-'15

PHYSICALLY UNABLE TO PERFORM

	Stacy	McGee	DL	6-3	339	1/17/1990	28	6	Oklahoma	Muskogee, Okla.	UFA (OAK)-'17
--	-------	-------	----	-----	-----	-----------	----	---	----------	-----------------	---------------

NON-FOOTBALL INJURY

	Joshua	Holsey	CB	5-11	195	6/25/1994	24	2	Auburn	Fairburn, Ga.	D7b-'17
--	--------	--------	----	------	-----	-----------	----	---	--------	---------------	---------

Key: UFA - unrestricted free agent | FA - free agent | RFA - restricted free agent | CFA - college free agent | T - trade | W - waivers | D - draft | SD - supplemental draft | PS - signed from practice squad

Head Coach: Jay Gruden

Assistant Coaches: Bill Callahan (Assistant Head Coach/Offensive Line), Matt Cavanaugh (Offensive Coordinator), Ben Kotwica (Special Teams Coordinator), Greg Manusky (Defensive Coordinator), Kevin O'Connell (Passing Game Coordinator), Chad Englehart (Strength & Conditioning), Torrian Gray (Defensive Backs), Chad Grimm (Outside Linebackers), Ike Hilliard (Wide Receivers), Randy Jordan (Running Backs), Paul Kelly (Director of Football Operations), Cannon Matthews (Defensive Quality Control), Bret Munsey (Asst. Special Teams), Kavan Latham (Asst. Strength & Conditioning), Chris O'Hara (Offensive Quality Control), Kirk Olivadotti (Inside Linebackers), Wes Phillips (Tight Ends), Phil Rauscher (Asst. Offensive Line), Jake Sankal (Asst. Strength & Conditioning/Nutritionist), James Rowe (Asst. Defensive Backs), Jim Tomsula (Defensive Line)

2018 WASHINGTON REDSKINS ROSTER (POSITIONAL)

as of September 3, 2018

NO.	FIRST	LAST	POS	HT	WT	D.O.B.	AGE	EXP.	COLLEGE	HS HOMETOWN	HOW ACQ.
QUARTERBACKS (2)											
11	Alex	Smith	QB	6-4	213	5/7/1984	34	14	Utah	La Mesa, Calif.	T (KC)-'18
12	Colt	McCoy	QB	6-1	210	9/5/1986	31	9	Texas	Tuscola, Texas	UFA (SF)-'14
RUNNING BACKS (5)											
20	Rob	Kelley	RB	6-0	229	10/3/1992	25	3	Tulane	New Orleans, La.	CFA-'16
25	Chris	Thompson	RB	5-8	195	10/20/1990	27	5	Florida State	Madison, Fla.	D5a-'13
26	Adrian	Peterson	RB	6-1	220	3/21/1985	33	12	Oklahoma	Palestine, Texas	FA-'18
32	Samaje	Perine	RB	5-11	233	9/16/1995	22	2	Oklahoma	Pflugerville, Texas	D4a-'17
34	Byron	Marshall	RB	5-9	225	2/13/1994	24	2	Oregon	San Jose, Calif.	PS (PHI)-'17
WIDE RECEIVERS (6)											
10	Paul	Richardson Jr.	WR	6-0	180	4/13/1992	26	5	Colorado	Gardena, Calif.	UFA (SEA)-'18
13	Maurice	Harris	WR	6-3	200	11/11/1992	25	3	California	Greensboro, N.C.	CFA-'16
14	Trey	Quinn	WR	6-0	200	12/7/1995	22	R	SMU	Lake Charles, La.	D7b-'18
18	Josh	Doctson	WR	6-2	202	12/3/1992	25	3	TCU	Mansfield, Texas	D1-'16
80	Jamison	Crowder	WR	5-9	177	6/17/1993	25	4	Duke	Monroe, N.C.	D4a-'15
89	Cam	Sims	WR	6-5	214	1/6/1996	22	R	Alabama	Monroe, La.	CFA-'18
TIGHT ENDS (3)											
85	Vernon	Davis	TE	6-3	244	1/31/1984	34	13	Maryland	Washington, D.C.	UFA (DEN)-'16
86	Jordan	Reed	TE	6-2	245	7/3/1990	28	6	Florida	New London, Conn.	D3-'13
87	Jeremy	Sprinkle	TE	6-5	252	8/10/1994	24	2	Arkansas	White Hall, Ark.	D5-'17
OFFENSIVE LINEMEN (9)											
55	Casey	Dunn	C	6-4	300	10/11/1994	23	R	Auburn	Trussville, Ala.	CFA-'18
66	Tony	Bergstrom	OL	6-5	310	8/6/1986	32	7	Utah	Salt Lake City, Utah	FA-'17
71	Trent	Williams	T	6-5	320	7/19/1988	30	9	Oklahoma	Longview, Texas	D1-'10
74	Geron	Christian Sr.	T	6-5	302	9/10/1996	21	R	Louisville	Ocala, Fla.	D3-'18
73	Chase	Roullier	C	6-4	310	8/23/1993	25	2	Wyoming	Burnsville, Minn.	D6a-'17
75	Brandon	Scherff	G	6-5	315	12/26/1991	26	4	Iowa	Denison, Iowa	D1-'15
76	Morgan	Moses	T	6-6	335	3/3/1991	27	5	Virginia	North Chesterfield, Va.	D3a-'14
77	Shawn	Lauvao	G	6-3	308	10/26/1987	30	9	Arizona State	Honolulu, Hawaii	UFA (CLE)-'14
79	Ty	Nsekhe	T	6-8	330	10/27/1985	32	4	Texas State	Arlington, Texas	FA-'15
DEFENSIVE LINEMEN (6)											
90	Ziggy	Hood	DL	6-3	305	2/16/1987	31	10	Missouri	Amarillo, Texas	FA-'16
93	Jonathan	Allen	DL	6-3	294	1/16/1995	23	2	Alabama	Ashburn, Va.	D1-'17
95	Daron	Payne	DL	6-3	319	5/27/1997	21	R	Alabama	Irondale, Ala.	D1-'18
97	Tim	Settle	DL	6-3	328	7/11/1997	21	R	Virginia Tech	Manassas, Va.	D5-'18
98	Matt	Ioannidis	DL	6-3	305	1/11/1994	24	3	Temple	Flemington, N.J.	D5-'16
99	Caleb	Brantley	DL	6-2	307	9/2/1994	24	2	Florida	Crescent City, Fla.	FA-'18
LINEBACKERS (9)											
40	Josh	Harvey-Clemons	LB	6-4	230	2/20/1994	24	2	Louisville	Valdosta, Ga.	D7a-'17
51	Shaun Dion	Hamilton	LB	6-0	235	9/11/1995	22	R	Alabama	Montgomery, Ala.	D6-'18
52	Ryan	Anderson	LB	6-2	253	8/12/1994	24	2	Alabama	Daphne, Ala.	D2-'17
53	Zach	Brown	LB	6-1	250	10/23/1989	28	7	North Carolina	Columbia, Md.	UFA (BUF)-'17
54	Mason	Foster	LB	6-1	250	3/1/1989	29	8	Washington	Seaside, Calif.	FA-'15
56	Zach	Vigil	LB	6-2	238	3/28/1991	27	4	Utah State	Clearfield, Utah	W (MIA)-'16
91	Ryan	Kerrigan	LB	6-4	259	8/16/1988	30	8	Purdue	Muncie, Ind.	D1-'11
94	Preston	Smith	LB	6-5	265	11/17/1992	25	4	Mississippi State	Stone Mountain, Ga.	D2-'15
96	Pernell	McPhee	LB	6-3	265	12/17/1988	29	8	Mississippi State	Pahokee, Fla.	FA-'18
DEFENSIVE BACKS (10)											
41	Danny	Johnson	CB	5-9	181	11/17/1995	22	R	Southern	Jackson, La.	CFA-'18
22	Deshazor	Everett	S	6-0	195	2/22/1992	26	4	Texas A&M	DeRidder, La.	FA-'15
23	Quinton	Dunbar	CB	6-2	197	7/22/1992	26	4	Florida	Miami, Fla.	CFA-'15
24	Josh	Norman	CB	6-0	200	12/15/1987	30	7	Coastal Carolina	Greenwood, S.C.	UFA (CAR)-'16
37	Greg	Stroman	CB	5-11	180	3/8/1996	22	R	Virginia Tech	Manassas, Va.	D7a-'18
30	Troy	Apke	S	6-1	200	4/11/1995	23	R	Penn State	Pittsburgh, Pa.	D4-'18
31	Fabian	Moreau	CB	6-0	200	4/9/1994	24	2	UCLA	Davie, Fla.	D3-'17
39	Adonis	Alexander	CB	6-3	197	11/7/1996	21	R	Virginia Tech	Charlotte, N.C.	SD6-'18
35	Montae	Nicholson	S	6-2	215	12/4/1995	22	2	Michigan State	Monroeville, Pa.	D4b-'17
36	D.J.	Swearinger Sr.	S	5-10	205	9/1/1991	27	6	South Carolina	Greenwood, S.C.	UFA (ARI)-'17
SPECIALISTS (3)											
3	Dustin	Hopkins	K	6-2	203	10/1/1990	27	5	Florida State	Houston, Texas	FA-'15
5	Tress	Way	P	6-1	216	4/18/1990	28	5	Oklahoma	Tulsa, Okla.	W (CHI)-'14
57	Nick	Sundberg	LS	6-0	256	7/29/1987	31	9	California	Phoenix, Ariz.	FA-'10

Head Coach: Jay Gruden

Assistant Coaches: Bill Callahan (Assistant Head Coach/Offensive Line), Matt Cavanaugh (Offensive Coordinator), Ben Kotwica (Special Teams Coordinator), Greg Manusky (Defensive Coordinator), Kevin O'Connell (Passing Game Coordinator), Chad Englehart (Strength & Conditioning), Torrian Gray (Defensive Backs), Chad Grimm (Outside Linebackers), Ike Hilliard (Wide Receivers), Randy Jordan (Running Backs), Paul Kelly (Director of Football Operations), Cannon Matthews (Defensive Quality Control), Bret Munsey (Asst. Special Teams), Kavan Latham (Asst. Strength & Conditioning), Chris O'Hara (Offensive Quality Control), Kirk Olivadotti (Inside Linebackers), Wes Phillips (Tight Ends), Phil Rauscher (Asst. Offensive Line), Jake Sankal (Asst. Strength & Conditioning/Nutritionist), James Rowe (Asst. Defensive Backs), Jim Tomsula (Defensive Line)

**2018 WASHINGTON REDSKINS UNOFFICIAL DEPTH CHART
as of September 3, 2018**

OFFENSE

WR	18 Josh Doctson	13 Maurice Harris	
LT	71 Trent Williams	<u>72 Geron Christian Sr.</u>	
LG	77 Shawn Lauvao	<u>55 Casey Dunn</u>	
C	73 Chase Roullier	66 Tony Bergstrom	
RG	75 Brandon Scherff	<u>55 Casey Dunn</u>	
RT	76 Morgan Moses	79 Ty Nsekhe	
TE	86 Jordan Reed	85 Vernon Davis	87 Jeremy Sprinkle
WR	80 Jamison Crowder	<u>14 Trev Quinn</u>	
WR	10 Paul Richardson, Jr.	<u>89 Cam Sims</u>	
QB	11 Alex Smith	12 Colt McCoy	
RB	26 Adrian Peterson	25 Chris Thompson	20 Rob Kelley
		32 Samaje Perine	34 Byron Marshall

DEFENSE

DE	93 Jonathan Allen	90 Ziggy Hood	
NT	<u>95 Daron Payne</u>	<u>97 Tim Settle</u>	
DE	98 Matt Ioannidis	99 Caleb Brantley	
SLB	94 Preston Smith	52 Ryan Anderson	
MLB	53 Zach Brown	40 Josh Harvey-Clemons	
MLB	54 Mason Foster	56 Zach Vigil	<u>51 Shaun Dion Hamilton</u>
WLB	91 Ryan Kerrigan	96 Pernell McPhee	
CB	23 Quinton Dunbar	31 Fabian Moreau	<u>41 Danny Johnson</u>
CB	24 Josh Norman	<u>37 Greg Stroman</u>	<u>39 Adonis Alexander</u>
SS	35 Montae Nicholson	22 Deshaazor Everett	
FS	36 D.J. Swearinger Sr.	<u>30 Troy Apke</u>	

SPECIAL TEAMS

P	5 Tress Way		
K	3 Dustin Hopkins		
H	5 Tress Way		
LS	57 Nick Sundberg		
KR	<u>41 Danny Johnson</u>	<u>37 Greg Stroman</u>	<u>14 Trev Quinn</u>
PR	80 Jamison Crowder	<u>37 Greg Stroman</u>	<u>14 Trev Quinn</u>

Rookies Bolded and Underlined

(Injured players in parentheses)

HOW THE 2018 WASHINGTON REDSKINS WERE BUILT
as of September 3, 2018

YEAR	DRAFT/CFA	FREE AGENT	TRADE	WAIVERS	PRACTICE SQUAD
	36	19	1	2	1
2010	T Trent Williams (1)	LS Nick Sundberg			
2011	LB Ryan Kerrigan (1)				
2013	TE Jordan Reed (3) RB Chris Thompson (5a)				
2014	T Morgan Moses (3a)	G Shawn Lauvao (UFA - CLE) QB Colt McCoy (UFA - SF)		P Tress Way (CHI)	
2015	G Brandon Scherff (1) LB Preston Smith (2) WR Jamison Crowder (4a) CB Quinton Dunbar (CFA)	S Deshaun Elizabeth K Dustin Hopkins T Ty Nsekhe			
2016	WR Josh Doctson (1) DL Matt Ioannidis (5) WR Maurice Harris (CFA) RB Rob Kelley (CFA)	TE Vernon Davis (UFA - DEN) LB Mason Foster DL Ziggy Hood CB Josh Norman (UFA - CAR)		LB Zach Vigil (MIA)	
2017	DL Jonathan Allen (1) LB Ryan Anderson (2) CB Fabian Moreau (3) RB Samaje Perine (4a) S Montae Nicholson (4b) TE Jeremy Sprinkle (5) C Chase Roullier (6a) WR Robert Davis (6b) LB Josh Harvey-Clemons (7a) CB Joshua Holsey (7b) G Tyler Catalina (CFA)	OL Tony Bergstrom LB Zach Brown (UFA - BUF) TE Manasseh Garner DL Stacy McGee (UFA - OAK) S D.J. Swearinger Sr. (UFA - ARI)			RB Byron Marshall (PHI)
2018	DL Daron Payne (1) RB Derrius Guice (2) T Geron Christian Sr. (3) S Troy Apke (4) DL Tim Settle (5) LB Shaun Dion Hamilton (6) CB Greg Stroman (7a) WR Trey Quinn (7b) CB Adonis Alexander (S6) C Casey Dunn (CFA) CB Danny Johnson (CFA) WR Cam Sims (CFA)	LB Pernelle McPhee WR Paul Richardson Jr. (UFA - SEA) RB Adrian Peterson DL Caleb Brantley	QB Alex Smith (KC)		

HOW THE 2018 WASHINGTON REDSKINS ENTERED THE NFL
as of September 3, 2018

YEAR	1ST ROUND 10	2ND ROUND 6	3RD ROUND 8	4TH ROUND 4
2005	QB Alex Smith (SF, 1)			
2006	TE Vernon Davis (SF, 6)			
2007	RB Adrian Peterson (MIN, 7)			
2009	DL Ziggy Hood (PIT, 32)			
2010	T Trent Williams (WAS, 4)		QB Colt McCoy (CLE, 85) G Shawn Lauvao (CLE, 92)	
2011	LB Ryan Kerrigan (WAS, 16)		LB Mason Foster (TB, 84)	
2012		LB Zach Brown (TEN, 52)	OL Tony Bergstrom (OAK, 95)	
2013		S D.J. Swearinger Sr. (HOU, 57)	TE Jordan Reed (WAS, 85)	
2014		WR Paul Richardson Jr. (SEA, 45)	T Morgan Moses (WAS, 66)	
2015	G Brandon Scherff (WAS, 5)	LB Preston Smith (WAS, 38)		WR Jamison Crowder (WAS, 105)
2016	WR Josh Doctson (WAS, 22)			
2017	DL Jonathan Allen (WAS, 17)	LB Ryan Anderson (WAS, 49)	CB Fabian Moreau (WAS, 81)	RB Samaje Perine (WAS, 114) S Montae Nicholson (WAS, 123)
2018	DL Daron Payne (WAS, 13)	RB Derrius Guice (WAS, 59)	T Geron Christian Sr. (WAS, 74)	S Troy Apke (WAS, 109)

YEAR	5TH ROUND 6	6TH ROUND 7	7TH ROUND 4	FREE AGENT 14
2009				LS Nick Sundberg (CAR)
2011	LB Pernell McPhee (BAL, 165)			
2012	CB Josh Norman (CAR, 143)			T Ty Nsekhe (IND)
2013	RB Chris Thompson (WAS, 154)	K Dustin Hopkins (BUF, 177) DL Stacy McGee (OAK, 205)		P Tress Way (CHI)
2015				CB Quinton Dunbar (WAS) CB Deshaun Everett (TB) TE Manasseh Garner (KC) LB Zach Vigil (MIA)
2016	DL Matt Ioannidis (WAS, 152)			WR Maurice Harris (WAS) RB Rob Kelley (WAS) RB Byron Marshall (PHI)
2017	TE Jeremy Sprinkle (WAS, 154)	DL Caleb Brantley (CLE, 195) C Chase Roullier (WAS, 199) WR Robert Davis (WAS, 209)	LB Josh Harvey-Clemons (WAS, 230) CB Joshua Holsey (WAS, 235)	G Tyler Catalina (WAS)
2018	DL Tim Settle (WAS, 163)	LB Shaun Dion Hamilton (WAS, 205) CB Adonis Alexander (WAS, SD)	CB Greg Stroman (WAS, 241) WR Trey Quinn (WAS, 256)	C Casey Dunn (WAS) CB Danny Johnson (WAS) WR Cam Sims (WAS)

2018 WASHINGTON REDSKINS PRONUNCIATION GUIDE

ACTIVE ROSTER

Troy Apke	app-KEY
Geron Christian, Sr.	JARE-en
Josh Doctson	DOCK-sun
Deshazor Everett	de-SHAY-zor
Shaun Dion Hamilton	Shawn DEE-on
Matt Ioannidis	eye-an-NYE-dis
Shawn Lauvao	luh-VOW
Ty Nsekhe	en-SECK-he
Daron Payne	duh-RON
Samaje Perine	sah-MAH-jay / PEE-rhine
Chase Roullier	ROO-lee-ay
Brandon Scherff	SCHER-eff
D.J. Swearinger, Sr.	SWEAR-in-jurr

RESERVE LISTS

Manasseh Garner	muh-NESS-uh
Derrius Guice	GICE (rhymes with 'Dice')
Arie Kouandjio	r-REE / kwan-JOE

COACHING STAFF

Ben Kotwica	cot-WEE-kuh
Kavan Latham	kuh-VON
Greg Manusky	man-US-key
Jim Tomsula	tom-SOO-luh

NO.	DATE	POS	FIRST	LAST	NAME	FULL	TRANSACTION
1	January 1	CB	Quinton	Dunbar	Quinton Dunbar	Dunbar, Quinton	Signed Multi-Year Contract Extension
2	January 1	OL	Alex	Balducci	Alex Balducci	Balducci, Alex	Signed Reserve/Future Contract
3	January 1	DL	Tavaris	Barnes	Tavaris Barnes	Barnes, Tavaris	Signed Reserve/Future Contract
4	January 1	TE	Chris	Bazile	Chris Bazile	Bazile, Chris	Signed Reserve/Future Contract
5	January 1	RB	Kenny	Hilliard	Kenny Hilliard	Hilliard, Kenny	Signed Reserve/Future Contract
6	January 1	OL	Cameron	Jefferson	Cameron Jefferson	Jefferson, Cameron	Signed Reserve/Future Contract
7	January 1	OL	John	Kling	John Kling	Kling, John	Signed Reserve/Future Contract
8	January 1	LB	Alex	McCalister	Alex McCalister	McCalister, Alex	Signed Reserve/Future Contract
9	January 1	LB	Cassanova	McKinzy	Cassanova McKinzy	McKinzy, Cassanova	Signed Reserve/Future Contract
10	January 1	DL	Ondre	Pipkins	Ondre Pipkins	Pipkins, Ondre	Signed Reserve/Future Contract
11	January 1	DB	James	Sample	James Sample	Sample, James	Signed Reserve/Future Contract
12	January 1	S	Orion	Stewart	Orion Stewart	Stewart, Orion	Signed Reserve/Future Contract
13	January 2	QB	Stephen	Morris	Stephen Morris	Morris, Stephen	Signed Reserve/Future Contract
14	January 3	DL	Montori	Hughes	Montori Hughes	Hughes, Montori	Signed Reserve/Future Contract
15	January 9	DB	Kenny	Ladler	Kenny Ladler	Ladler, Kenny	Signed Reserve/Future Contract
16	January 19	OL	Orlando	Franklin	Orlando Franklin	Franklin, Orlando	Signed Reserve/Future Contract
17	January 25	LB	Mason	Foster	Mason Foster	Foster, Mason	Re-signed
18	February 14	S	Su'a	Cravens	Su'a Cravens	Cravens, Su'a	Reinstated from Reserve/Left Squad List
19	March 6	S	Deshazor	Everett	Deshazor Everett	Everett, Deshazor	Re-signed
20	March 6	T	Kevin	Bowen	Kevin Bowen	Bowen, Kevin	Waived
21	March 6	RB	Dare	Ogunbowale	Dare Ogunbowale	Ogunbowale, Dare	Waived
22	March 6	RB	Kenny	Hilliard	Kenny Hilliard	Hilliard, Kenny	Waived
23	March 12	K	Dustin	Hopkins	Dustin Hopkins	Hopkins, Dustin	Re-signed
24	March 14	CB	Kendall	Fuller	Kendall Fuller	Fuller, Kendall	Traded to Kansas City
25	March 14	QB	Alex	Smith	Alex Smith	Smith, Alex	Acquired from Kansas City via Trade
28	March 15	LB	Zach	Brown	Zach Brown	Brown, Zach	Re-signed
26	March 15	WR	Paul	Richardson	Paul Richardson	Richardson, Paul	Signed as Unrestricted Free Agent
27	March 15	QB	Alex	Smith	Alex Smith	Smith, Alex	Signed Multi-Year Contract Extension
29	March 16	P	Sam	Irwin-Hill	Sam Irwin-Hill	Irwin-Hill, Sam	Signed as Free Agent
30	March 16	WR	Brian	Quick	Brian Quick	Quick, Brian	Re-signed
31	March 19	CB	Orlando	Scandrick	Orlando Scandrick	Scandrick, Orlando	Signed as Free Agent
32	March 20		Kevin	O'Connell	Kevin O'Connell	O'Connell, Kevin	Promoted to Passing Game Coordinator
33	March 20		Phil	Rauscher	Phil Rauscher	Rauscher, Phil	Announced as Assistant Offensive Line Coach
34	March 26	LB	Pernell	McPhee	Pernell McPhee	McPhee, Pernell	Signed as Free Agent
35	March 29	S	Su'a	Cravens	Su'a Cravens	Cravens, Su'a	Traded to Denver
36	March 29	RB	LeShun	Daniels	LeShun Daniels	Daniels, LeShun	Waived
37	April 3	DL	Phil	Taylor Sr.	Phil Taylor Sr.	Taylor Sr., Phil	Re-signed
38	April 6	QB	Kevin	Hogan	Kevin Hogan	Hogan, Kevin	Acquired from Cleveland via Trade
39	April 9	QB	Stephen	Morris	Stephen Morris	Morris, Stephen	Waived
40	April 13	LB	Otha	Peters	Otha Peters	Peters, Otha	Waived
41	April 13	S	Orion	Stewart	Orion Stewart	Stewart, Orion	Waived
43	April 16	OL	Tony	Bergstrom	Tony Bergstrom	Bergstrom, Tony	Re-signed
42	April 16	T	Ty	Nsekhe	Ty Nsekhe	Nsekhe, Ty	Re-signed
44	April 16	G	Brandon	Scherff	Brandon Scherff	Scherff, Brandon	Fifth-Year Option Exercised
45	April 26	DL	Daron	Payne	Daron Payne	Payne, Daron	Draft Selection (Round 1, No. 13 Overall)
46	April 27	RB	Derrius	Guice	Derrius Guice	Guice, Derrius	Draft Selection (Round 2, No. 59 Overall)
47	April 27	T	Geron	Christian Sr.	Christian Sr., Geron	Christian Sr., Geron	Draft Selection (Round 3, No. 74 Overall)
48	April 28	S	Troy	Apke	Troy Apke	Apke, Troy	Draft Selection (Round 4, No. 109 Overall)
49	April 28	DL	Tim	Settle	Tim Settle	Settle, Tim	Draft Selection (Round 5, No. 163 Overall)
50	April 28	LB	Shaun Dion	Hamilton	Shaun Dion Hamilton	Hamilton, Shaun Dion	Draft Selection (Round 6, No. 197 Overall)
51	April 28	CB	Greg	Stroman	Greg Stroman	Stroman, Greg	Draft Selection (Round 7, No. 241 Overall)
52	April 28	WR	Trey	Quinn	Trey Quinn	Quinn, Trey	Draft Selection (Round 7, No. 256 Overall)
53	April 30	DL	A.J.	Francis	A.J. Francis	Francis, A.J.	Released
54	April 30	DL	Montori	Hughes	Montori Hughes	Hughes, Montori	Released
55	April 30	DL	Terrell	McClain	Terrell McClain	McClain, Terrell	Released
56	April 30	TE	Chris	Bazile	Chris Bazile	Bazile, Chris	Waived
57	April 30	LB	Cassanova	McKinzy	Cassanova McKinzy	McKinzy, Cassanova	Waived
58	April 30	DB	James	Sample	James Sample	Sample, James	Waived
59	May 2	S	Quin	Blanding	Quin Blanding	Blanding, Quin	Signed as College Free Agent
60	May 2	RB	Martez	Carter	Martez Carter	Carter, Martez	Signed as College Free Agent
61	May 2	WR	Simmie	Cobbs Jr.	Simmie Cobbs Jr.	Cobbs Jr., Simmie	Signed as College Free Agent
62	May 2	LB	Jerod	Fernandez	Jerod Fernandez	Fernandez, Jerod	Signed as College Free Agent
63	May 2	WR	Shay	Fields	Shay Fields	Fields, Shay	Signed as College Free Agent
64	May 2	TE	Matt	Flanagan	Matt Flanagan	Flanagan, Matt	Signed as College Free Agent
65	May 2	WR	Mikah	Holder	Mikah Holder	Holder, Mikah	Signed as College Free Agent
66	May 2	CB	Danny	Johnson	Danny Johnson	Johnson, Danny	Signed as College Free Agent
67	May 2	T	Timon	Parris	Timon Parris	Parris, Timon	Signed as College Free Agent
68	May 2	WR	De'Mornay	Pierson-El	De'Mornay Pierson-El	Pierson-El, De'Mornay	Signed as College Free Agent
69	May 2	WR	Cam	Sims	Cam Sims	Sims, Cam	Signed as College Free Agent
70	May 2	CB	Ranthonny	Texada	Ranthonny Texada	Texada, Ranthonny	Signed as College Free Agent
71	May 2	FB	Elijah	Wellman	Elijah Wellman	Wellman, Elijah	Signed as College Free Agent
72	May 3	C	Sean	Welsh	Sean Welsh	Welsh, Sean	Signed as College Free Agent
73	May 3	OL	Orlando	Franklin	Orlando Franklin	Franklin, Orlando	Released
74	May 8	G	Shawn	Lauvao	Shawn Lauvao	Lauvao, Shawn	Re-signed
75	May 10	DL	Daron	Payne	Daron Payne	Payne, Daron	Signed Contract
76	May 10	RB	Derrius	Guice	Derrius Guice	Guice, Derrius	Signed Contract
77	May 10	S	Troy	Apke	Troy Apke	Apke, Troy	Signed Contract
78	May 10	DL	Tim	Settle	Tim Settle	Settle, Tim	Signed Contract
79	May 10	LB	Shaun Dion	Hamilton	Shaun Dion Hamilton	Hamilton, Shaun Dion	Signed Contract
80	May 10	CB	Greg	Stroman	Greg Stroman	Stroman, Greg	Signed Contract
81	May 10	WR	Trey	Quinn	Trey Quinn	Quinn, Trey	Signed Contract
82	May 14	WR	Mikah	Holder	Mikah Holder	Holder, Mikah	Waived
83	May 14	C	Sean	Welsh	Sean Welsh	Welsh, Sean	Waived (Designated Left Squad)
84	May 14	LB	Vontae	Diggs	Vontae Diggs	Diggs, Vontae	Signed as College Free Agent

NO.	DATE	POS	FIRST	LAST	NAME	FULL	TRANSACTION
85	May 14	C	Casey	Dunn	Casey Dunn	Dunn, Casey	Signed as College Free Agent
86	May 14	WR	Darvin	Kidsy	Darvin Kidsy	Kidsy, Darvin	Signed as College Free Agent
87	May 22	G	Isaiah	Williams	Isaiah Williams	Williams, Isaiah	Signed as Free Agent
88	May 22	G	Arie	Kouandjio	Arie Kouandjio	Kouandjio, Arie	Waived (Designated Injured)
89	May 30	TE	Garrett	Hudson	Garrett Hudson	Hudson, Garrett	Signed as College Free Agent
90	May 30	WR	De'Mornay	Pierson-El	De'Mornay Pierson-El	Pierson-El, De'Mornay	Waived
91	June 14	T	Geron	Christian Sr.	Geron Christian Sr.	Christian Sr., Geron	Signed Contract
92	July 11	CB	Adonis	Alexander	Adonis Alexander	Alexander, Adonis	Supplemental Draft Selection (Round 6)
93	July 13	CB	Adonis	Alexander	Adonis Alexander	Alexander, Adonis	Signed Contract
94	July 13	P	Sam	Irwin-Hill	Sam Irwin-Hill	Irwin-Hill, Sam	Waived
95	July 25	RB	Keith	Marshall	Keith Marshall	Marshall, Keith	Waived
96	July 25	DB	Prince Charles	Iworah	Prince Charles Iworah	Iworah, Prince Charles	Signed as Free Agent
97	August 1	OL	Alex	Balducci	Alex Balducci	Balducci, Alex	Waived
98	August 1	LB	Dadi	Nicolas	Dadi Nicolas	Nicolas, Dadi	Signed as Free Agent
99	August 6	LB	Alex	McCalister	Alex McCalister	McCalister, Alex	Waived (Designated Injured)
100	August 6	LB	Cassanova	McKinzy	Cassanova McKinzy	McKinzy, Cassanova	Signed as Free Agent
101	August 7	DL	Dante	Sawyer	Dante Sawyer	Sawyer, Dante	Signed as College Free Agent
102	August 7	DL	Tavaris	Barnes	Tavaris Barnes	Barnes, Tavaris	Waived (Designated Injured)
103	August 11	FB	Elijah	Wellman	Elijah Wellman	Wellman, Elijah	Waived (Designated Injured)
104	August 11	TE	Manasseh	Garner	Manasseh Garner	Garner, Manasseh	Placed on Reserve/Injured List
105	August 11	RB	Derrius	Guice	Derrius Guice	Guice, Derrius	Placed on Reserve/Injured List
106	August 11	TE	J.P.	Holtz	J.P. Holtz	Holtz, J.P.	Signed as Free Agent
107	August 11	LB	Jeff	Knox	Jeff Knox	Knox, Jeff	Signed as Free Agent
108	August 11	DL	Jalen	Wilkerson	Jalen Wilkerson	Wilkerson, Jalen	Signed as Free Agent
109	August 13	WR	Robert	Davis	Robert Davis	Davis, Robert	Placed on Reserve/Injured List
110	August 13	WR	Dan	Williams III	Dan Williams III	Williams III, Dan	Signed as Free Agent
111	August 14	CB	Orlando	Scandrick	Orlando Scandrick	Scandrick, Orlando	Released
112	August 14	LB	Alex	McCalister	Alex McCalister	McCalister, Alex	Waived from Reserve/Injured List with Settlement
113	August 18	RB	Martez	Carter	Martez Carter	Carter, Martez	Waived (Designated Injured)
114	August 18	LB	Jeff	Knox	Jeff Knox	Knox, Jeff	Waived
115	August 18	DE	Jalen	Wilkerson	Jalen Wilkerson	Wilkerson, Jalen	Waived
116	August 18	T	Kendall	Calhoun	Kendall Calhoun	Calhoun, Kendall	Signed as Free Agent
117	August 18	DB	Darius	Hillary	Darius Hillary	Hillary, Darius	Signed as Free Agent
118	August 18	WR	Allenzae	Staggers	Allenzae Staggers	Staggers, Allenzae	Signed as Free Agent
119	August 20	T	Cameron	Jefferson	Cameron Jefferson	Jefferson, Cameron	Waived (Designated Injured)
120	August 20	RB	Adrian	Peterson	Adrian Peterson	Peterson, Adrian	Signed as Free Agent
121	August 20	RB	De'Veon	Smith	De'Veon Smith	Smith, De'Veon	Signed as Free Agent
122	August 24	RB	Martez	Carter	Martez Carter	Carter, Martez	Waived from Reserve/Injured List with Settlement
123	August 24	OL	Cameron	Jefferson	Cameron Jefferson	Jefferson, Cameron	Waived from Reserve/Injured List with Settlement
124	August 24	RB	Elijah	Wellman	Elijah Wellman	Wellman, Elijah	Waived from Reserve/Injured List with Settlement
125	August 25	DB	Darius	Hillary	Darius Hillary	Hillary, Darius	Waived
126	August 25	DL	JoJo	Wicker	JoJo Wicker	Wicker, JoJo	Signed as Free Agent
127	August 26	WR	Allenzae	Staggers	Allenzae Staggers	Staggers, Allenzae	Waived
128	August 26	QB	Connor	Jessop	Connor Jessop	Jessop, Connor	Signed as Free Agent
129	September 1	CB	Quin	Blanding	Quin Blanding	Blanding, Quin	Waived
130	September 1	T	Kendall	Calhoun	Kendall Calhoun	Calhoun, Kendall	Waived
131	September 1	T	T.J.	Clemmings	T.J. Clemmings	Clemmings, T.J.	Waived
132	September 1	WR	Simmie	Cobbs Jr.	Simmie Cobbs Jr.	Cobbs Jr., Simmie	Waived
133	September 1	LB	Vontae	Diggs	Vontae Diggs	Diggs, Vontae	Waived
134	September 1	LB	Jerod	Fernandez	Jerod Fernandez	Fernandez, Jerod	Waived
135	September 1	WR	Shay	Fields	Shay Fields	Fields, Shay	Waived
136	September 1	TE	Matt	Flanagan	Matt Flanagan	Flanagan, Matt	Waived
137	September 1	QB	Kevin	Hogan	Kevin Hogan	Hogan, Kevin	Waived
138	September 1	TE	J.P.	Hotlz	J.P. Hotlz	Hotlz, J.P.	Waived
139	September 1	TE	Garrett	Hudson	Garrett Hudson	Hudson, Garrett	Waived
140	September 1	DB	Prince Charles	Iworah	Prince Charles Iworah	Iworah, Prince Charles	Waived
141	September 1	QB	Connor	Jessop	Connor Jessop	Jessop, Connor	Waived
142	September 1	G	Kyle	Kalis	Kyle Kalis	Kalis, Kyle	Waived
143	September 1	WR	Darvin	Kidsy	Darvin Kidsy	Kidsy, Darvin	Waived
144	September 1	T	John	Kling	John Kling	Kling, John	Waived
145	September 1	DB	Kenny	Ladler	Kenny Ladler	Ladler, Kenny	Waived
146	September 1	LB	Cassanova	McKinzy	Cassanova McKinzy	McKinzy, Cassanova	Waived
147	September 1	LB	Dadi	Nicolas	Dadi Nicolas	Nicolas, Dadi	Waived
148	September 1	T	Timon	Parris	Timon Parris	Parris, Timon	Waived
149	September 1	NT	Ondre	Pipkins	Ondre Pipkins	Pipkins, Ondre	Waived
150	September 1	LB	Pete	Robertson	Pete Robertson	Robertson, Pete	Waived
151	September 1	DE	Dante	Sawyer	Dante Sawyer	Sawyer, Dante	Waived
152	September 1	RB	De'Veon	Smith	De'Veon Smith	Smith, De'Veon	Waived
153	September 1	DB	Fish	Smithson	Fish Smithson	Smithson, Fish	Waived
154	September 1	LB	Martrell	Spaight	Martrell Spaight	Spaight, Martrell	Waived
155	September 1	DB	Ranthony	Texada	Ranthony Texada	Texada, Ranthony	Waived
156	September 1	DT	JoJo	Wicker	JoJo Wicker	Wicker, JoJo	Waived
157	September 1	WR	Daniel	Williams III	Daniel Williams III	Williams III, Daniel	Waived
158	September 1	G	Isaiah	Williams	Isaiah Williams	Williams, Isaiah	Waived
159	September 1	RB	Kapri	Bibbs	Kapri Bibbs	Bibbs, Kapri	Released
160	September 1	DL	Phil	Taylor Sr.	Phil Taylor Sr.	Taylor Sr., Phil	Released
161	September 1	WR	Brian	Quick	Brian Quick	Quick, Brian	Released
162	September 1	C	Demetrius	Rhane	Demetrius Rhane	Rhane, Demetrius	Released
163	September 1	G	Tyler	Catalina	Tyler Catalina	Catalina, Tyler	Placed on Reserve/Injured List
164	September 2	RB	Kapri	Bibbs	Kapri Bibbs	Bibbs, Kapri	Signed to Practice Squad
165	September 2	WR	Simmie	Cobbs Jr.	Simmie Cobbs Jr.	Cobbs Jr., Simmie	Signed to Practice Squad
166	September 2	TE	Matt	Flanagan	Matt Flanagan	Flanagan, Matt	Signed to Practice Squad
167	September 2	WR	Darvin	Kidsy	Darvin Kidsy	Kidsy, Darvin	Signed to Practice Squad
168	September 2	DB	Kenny	Ladler	Kenny Ladler	Ladler, Kenny	Signed to Practice Squad
169	September 2	LB	Cassanova	McKinzy	Cassanova McKinzy	McKinzy, Cassanova	Signed to Practice Squad

NO.	DATE	POS	FIRST	LAST	NAME	FULL	TRANSACTION
170	September 2	T	Timon	Parris	Timon Parris	Parris, Timon	Signed to Practice Squad
171	September 2	DT	JoJo	Wicker	JoJo Wicker	Wicker, JoJo	Signed to Practice Squad
172	September 2	DT	Caushaud	Lyons	Caushaud Lyons	Lyons, Caushaud	Signed to Practice Squad
173	September 2	QB	Nic	Shimonek	Nic Shimonek	Shimonek, Nic	Signed to Practice Squad
174	September 2	DT	Caleb	Brantley	Caleb Brantley	Brantley, Caleb	Signed as a Free Agent
175	September 2	DE	Anthony	Lanier	Anthony Lanier	Lanier, Anthony	Waived (Designated Injured)

2018 WASHINGTON REDSKINS TRANSACTIONS**(BY DATE)**

DATE	POS	NAME	TRANSACTION
January 1	CB	Quinton Dunbar	Signed Multi-Year Contract Extension
January 1	OL	Alex Balducci	Signed Reserve/Future Contract
January 1	DL	Tavaris Barnes	Signed Reserve/Future Contract
January 1	TE	Chris Bazile	Signed Reserve/Future Contract
January 1	RB	Kenny Hilliard	Signed Reserve/Future Contract
January 1	OL	Cameron Jefferson	Signed Reserve/Future Contract
January 1	OL	John Kling	Signed Reserve/Future Contract
January 1	LB	Alex McCalister	Signed Reserve/Future Contract
January 1	LB	Cassanova McKinzy	Signed Reserve/Future Contract
January 1	DL	Ondre Pipkins	Signed Reserve/Future Contract
January 1	DB	James Sample	Signed Reserve/Future Contract
January 1	S	Orion Stewart	Signed Reserve/Future Contract
January 2	QB	Stephen Morris	Signed Reserve/Future Contract
January 3	DL	Montori Hughes	Signed Reserve/Future Contract
January 9	DB	Kenny Ladler	Signed Reserve/Future Contract
January 19	OL	Orlando Franklin	Signed Reserve/Future Contract
January 25	LB	Mason Foster	Re-signed
February 14	S	Su'a Cravens	Reinstated from Reserve/Left Squad List
March 6	S	Deshazor Everett	Re-signed
March 6	T	Kevin Bowen	Waived
March 6	RB	Dare Ogunbowale	Waived
March 6	RB	Kenny Hilliard	Waived
March 12	K	Dustin Hopkins	Re-signed
March 14	CB	Kendall Fuller	Traded to Kansas City
March 14	QB	Alex Smith	Acquired from Kansas City via Trade
March 15	LB	Zach Brown	Re-signed
March 15	WR	Paul Richardson	Signed as Unrestricted Free Agent
March 15	QB	Alex Smith	Signed Multi-Year Contract Extension
March 16	P	Sam Irwin-Hill	Signed as Free Agent
March 16	WR	Brian Quick	Re-signed
March 19	CB	Orlando Scandrick	Signed as Free Agent
March 20		Kevin O'Connell	Promoted to Passing Game Coordinator
March 20		Phil Rauscher	Announced as Assistant Offensive Line Coach
March 26	LB	Pernell McPhee	Signed as Free Agent
March 29	S	Su'a Cravens	Traded to Denver
March 29	RB	LeShun Daniels	Waived
April 3	DL	Phil Taylor Sr.	Re-signed
April 6	QB	Kevin Hogan	Acquired from Cleveland via Trade
April 9	QB	Stephen Morris	Waived
April 13	LB	Otha Peters	Waived
April 13	S	Orion Stewart	Waived
April 16	OL	Tony Bergstrom	Re-signed
April 16	T	Ty Nsekhe	Re-signed
April 16	G	Brandon Scherff	Fifth-Year Option Exercised
April 26	DL	Daron Payne	Draft Selection (Round 1, No. 13 Overall)
April 27	RB	Derrius Guice	Draft Selection (Round 2, No. 59 Overall)
April 27	T	Geron Christian Sr.	Draft Selection (Round 3, No. 74 Overall)
April 28	S	Troy Apke	Draft Selection (Round 4, No. 109 Overall)
April 28	DL	Tim Settle	Draft Selection (Round 5, No. 163 Overall)
April 28	LB	Shaun Dion Hamilton	Draft Selection (Round 6, No. 197 Overall)

2018 WASHINGTON REDSKINS TRANSACTIONS**(BY DATE)**

DATE	POS	NAME	TRANSACTION
April 28	CB	Greg Stroman	Draft Selection (Round 7, No. 241 Overall)
April 28	WR	Trey Quinn	Draft Selection (Round 7, No. 256 Overall)
April 30	DL	A.J. Francis	Released
April 30	DL	Montori Hughes	Released
April 30	DL	Terrell McClain	Released
April 30	TE	Chris Bazile	Waived
April 30	LB	Cassanova McKinzy	Waived
April 30	DB	James Sample	Waived
May 2	S	Quin Blanding	Signed as College Free Agent
May 2	RB	Martez Carter	Signed as College Free Agent
May 2	WR	Simmie Cobbs Jr.	Signed as College Free Agent
May 2	LB	Jerod Fernandez	Signed as College Free Agent
May 2	WR	Shay Fields	Signed as College Free Agent
May 2	TE	Matt Flanagan	Signed as College Free Agent
May 2	WR	Mikah Holder	Signed as College Free Agent
May 2	CB	Danny Johnson	Signed as College Free Agent
May 2	T	Timon Parris	Signed as College Free Agent
May 2	WR	De'Mornay Pierson-El	Signed as College Free Agent
May 2	WR	Cam Sims	Signed as College Free Agent
May 2	CB	Ranthonny Texada	Signed as College Free Agent
May 2	FB	Elijah Wellman	Signed as College Free Agent
May 3	C	Sean Welsh	Signed as College Free Agent
May 3	OL	Orlando Franklin	Released
May 8	G	Shawn Lauvao	Re-signed
May 10	DL	Daron Payne	Signed Contract
May 10	RB	Derrius Guice	Signed Contract
May 10	S	Troy Apke	Signed Contract
May 10	DL	Tim Settle	Signed Contract
May 10	LB	Shaun Dion Hamilton	Signed Contract
May 10	CB	Greg Stroman	Signed Contract
May 10	WR	Trey Quinn	Signed Contract
May 14	WR	Mikah Holder	Waived
May 14	C	Sean Welsh	Waived (Designated Left Squad)
May 14	LB	Vontae Diggs	Signed as College Free Agent
May 14	C	Casey Dunn	Signed as College Free Agent
May 14	WR	Darvin Kidsy	Signed as College Free Agent
May 22	G	Isaiah Williams	Signed as Free Agent
May 22	G	Arie Kouandjio	Waived (Designated Injured)
May 30	TE	Garrett Hudson	Signed as College Free Agent
May 30	WR	De'Mornay Pierson-El	Waived
June 14	T	Geron Christian Sr.	Signed Contract
July 11	CB	Adonis Alexander	Supplemental Draft Selection (Round 6)
July 13	CB	Adonis Alexander	Signed Contract
July 13	P	Sam Irwin-Hill	Waived
July 25	RB	Keith Marshall	Waived
July 25	DB	Prince Charles Iworah	Signed as Free Agent
August 1	OL	Alex Balducci	Waived
August 1	LB	Dadi Nicolas	Signed as Free Agent
August 6	LB	Alex McCalister	Waived
August 6	LB	Cassanova McKinzy	Signed as Free Agent

2018 WASHINGTON REDSKINS TRANSACTIONS**(BY DATE)**

DATE	POS	NAME	TRANSACTION
August 7	DL	Dante Sawyer	Signed as College Free Agent
August 7	DL	Tavaris Barnes	Waived (Designated Injured)
August 11	FB	Elijah Wellman	Waived (Designated Injured)
August 11	TE	Manasseh Garner	Placed on Reserve/Injured List
August 11	RB	Derrius Guice	Placed on Reserve/Injured List
August 11	TE	J.P. Holtz	Signed as Free Agent
August 11	LB	Jeff Knox	Signed as Free Agent
August 11	DL	Jalen Wilkerson	Signed as Free Agent
August 13	WR	Robert Davis	Placed on Reserve/Injured List
August 13	WR	Dan Williams III	Signed as Free Agent
August 14	CB	Orlando Scandrick	Released
August 14	LB	Alex McCalister	Waived from Reserve/Injured List with Settlement
August 18	RB	Martez Carter	Waived (Designated Injured)
August 18	LB	Jeff Knox	Waived
August 18	DE	Jalen Wilkerson	Waived
August 18	T	Kendall Calhoun	Signed as Free Agent
August 18	CB	Darius Hillary	Signed as Free Agent
August 18	WR	Allenzae Staggers	Signed as Free Agent
August 20	T	Cameron Jefferson	Waived (Designated Injured)
August 20	RB	Adrian Peterson	Signed as Free Agent
August 20	RB	De'Veon Smith	Signed as Free Agent
August 24	RB	Martez Carter	Waived from Reserve/Injured List with Settlement
August 24	OL	Cameron Jefferson	Waived from Reserve/Injured List with Settlement
August 24	RB	Elijah Wellman	Waived from Reserve/Injured List with Settlement
August 25	CB	Darius Hillary	Waived
August 25	DL	JoJo Wicker	Signed as Free Agent
August 26	WR	Allenzae Staggers	Waived
August 26	QB	Connor Jessop	Signed as Free Agent
September 1	CB	Quin Blanding	Waived
September 1	T	Kendall Calhoun	Waived
September 1	T	T.J. Clemmings	Waived
September 1	WR	Simmie Cobbs Jr.	Waived
September 1	LB	Vontae Diggs	Waived
September 1	LB	Jerod Fernandez	Waived
September 1	WR	Shay Fields	Waived
September 1	TE	Matt Flanagan	Waived
September 1	QB	Kevin Hogan	Waived
September 1	TE	J.P. Hotlz	Waived
September 1	TE	Garrett Hudson	Waived
September 1	DB	Prince Charles Iworah	Waived
September 1	QB	Connor Jessop	Waived
September 1	G	Kyle Kalis	Waived
September 1	WR	Darvin Kidsy	Waived
September 1	T	John Kling	Waived
September 1	DB	Kenny Ladler	Waived
September 1	LB	Cassanova McKinzy	Waived
September 1	LB	Dadi Nicolas	Waived
September 1	T	Timon Parris	Waived
September 1	NT	Ondre Pipkins	Waived
September 1	LB	Pete Robertson	Waived

2018 WASHINGTON REDSKINS TRANSACTIONS**(BY DATE)**

DATE	POS	NAME	TRANSACTION
September 1	DE	Dante Sawyer	Waived
September 1	RB	De'Veon Smith	Waived
September 1	DB	Fish Smithson	Waived
September 1	LB	Martrell Spaight	Waived
September 1	DB	Ranthonny Texada	Waived
September 1	DT	JoJo Wicker	Waived
September 1	WR	Daniel Williams III	Waived
September 1	G	Isaiah Williams	Waived
September 1	RB	Kapri Bibbs	Released
September 1	DL	Phil Taylor Sr.	Released
September 1	WR	Brian Quick	Released
September 1	C	Demetrius Rhaney	Released
September 1	G	Tyler Catalina	Placed on Reserve/Injured List
September 2	RB	Kapri Bibbs	Signed to Practice Squad
September 2	WR	Simmie Cobbs Jr.	Signed to Practice Squad
September 2	TE	Matt Flanagan	Signed to Practice Squad
September 2	WR	Darvin Kidsy	Signed to Practice Squad
September 2	DB	Kenny Ladler	Signed to Practice Squad
September 2	LB	Cassanova McKinzy	Signed to Practice Squad
September 2	T	Timon Parris	Signed to Practice Squad
September 2	DT	JoJo Wicker	Signed to Practice Squad
September 2	DT	Caushaud Lyons	Signed to Practice Squad
September 2	QB	Nic Shimonek	Signed to Practice Squad
September 2	DT	Caleb Brantley	Signed as a Free Agent
September 2	DE	Anthony Lanier	Waived (Designated Injured)

2018 WASHINGTON REDSKINS TRANSACTIONS**(BY NAME)**

NAME	POS	TRANSACTION	DATE
Alexander, Adonis	CB	Supplemental Draft Selection (Round 6)	July 11
Alexander, Adonis	CB	Supplemental Draft Selection (Round 6)	July 13
Apke, Troy	S	Draft Selection (Round 4, No. 109 Overall)	April 28
Apke, Troy	S	Signed Contract	May 10
Balducci, Alex	OL	Signed Reserve/Future Contract	January 1
Balducci, Alex	OL	Waived	August 1
Barnes, Tavaris	DL	Signed Reserve/Future Contract	January 1
Barnes, Tavaris	DL	Waived (Designated Injured)	August 7
Bazile, Chris	TE	Signed Reserve/Future Contract	January 1
Bazile, Chris	TE	Waived	April 30
Bergstrom, Tony	OL	Re-signed	April 16
Bibbs, Kapri	RB	Released	September 1
Bibbs, Kapri	RB	Signed to Practice Squad	September 2
Blanding, Quin	S	Signed as College Free Agent	May 2
Blanding, Quin	S	Waived	September 1
Bowen, Kevin	T	Waived	March 6
Brantley, Caleb	DT	Signed as Free Agent	September 2
Brown, Zach	LB	Re-signed	March 15
Calhoun, Kendall	T	Signed as Free Agent	August 18
Calhoun, Kendall	T	Waived	September 1
Catalina, Tyler	G	Placed on Reserve/Injured List	September 1
Carter, Martez	RB	Signed as College Free Agent	May 2
Carter, Martez	RB	Waived (Designated Injured)	August 18
Carter, Martez	RB	Waived from Reserve/Injured List with Settlement	August 24
Christian Sr., Geron	T	Draft Selection (Round 3, No. 74 Overall)	April 27
Christian Sr., Geron	T	Signed Contract	June 14
T.J. Clemmings	T	Waived	September 1
Cobbs Jr., Simmie	WR	Signed as College Free Agent	May 2
Cobbs Jr., Simmie	WR	Waived	September 1
Cobbs Jr., Simmie	WR	Signed to Practice Squad	September 2
Cravens, Su'a	S	Reinstated from Reserve/Left Squad List	February 14
Cravens, Su'a	S	Traded to Denver	March 29
Daniels, LeShun	RB	Waived	March 29
Davis, Robert	WR	Placed on Reserve/Injured List	August 13
Diggs, Vontae	LB	Signed as College Free Agent	May 14
Diggs, Vontae	LB	Waived	September 1
Dunbar, Quinton	CB	Signed Multi-Year Contract Extension	January 1
Dunn, Casey	C	Signed as College Free Agent	May 14
Everett, Deshazor	S	Re-signed	March 6
Fernandez, Jerod	LB	Signed as College Free Agent	May 2
Fernandez, Jerod	LB	Waived	September 1
Fields, Shay	WR	Signed as College Free Agent	May 2
Fields, Shay	WR	Waived	September 1
Flanagan, Matt	TE	Signed as College Free Agent	May 2
Flanagan, Matt	TE	Waived	September 1
Flanagan, Matt	TE	Signed to Practice Squad	September 2
Foster, Mason	LB	Re-signed	January 25
Francis, A.J.	DL	Released	April 30

2018 WASHINGTON REDSKINS TRANSACTIONS**(BY NAME)**

NAME	POS	TRANSACTION	DATE
Franklin, Orlando	OL	Signed Reserve/Future Contract	January 19
Franklin, Orlando	OL	Released	May 3
Fuller, Kendall	CB	Traded to Kansas City	March 14
Garner, Manasseh	TE	Placed on Reserve/Injured List	August 11
Guice, Derrius	RB	Draft Selection (Round 2, No. 59 Overall)	April 27
Guice, Derrius	RB	Signed Contract	May 10
Guice, Derrius	RB	Placed on Reserve/Injured List	August 11
Hamilton, Shaun Dion	LB	Draft Selection (Round 6, No. 197 Overall)	April 28
Hamilton, Shaun Dion	LB	Signed Contract	May 10
Hillary, Darius	CB	Signed as Free Agent	August 18
Hillary, Darius	CB	Waived	August 25
Hilliard, Kenny	RB	Signed Reserve/Future Contract	January 1
Hilliard, Kenny	RB	Waived	March 6
Hogan, Kevin	QB	Acquired from Cleveland via Trade	April 6
Hogan, Kevin	QB	Waived	September 1
Holder, Mikah	WR	Signed as College Free Agent	May 2
Holder, Mikah	WR	Waived	May 14
Holtz, J.P.	TE	Signed as Free Agent	August 11
Holtz, J.P.	TE	Waived	September 1
Hopkins, Dustin	K	Re-signed	March 12
Hudson, Garrett	TE	Signed as College Free Agent	May 30
Hudson, Garrett	TE	Waived	September 1
Hughes, Montori	DL	Signed Reserve/Future Contract	January 3
Hughes, Montori	DL	Released	April 30
Irwin-Hill, Sam	P	Signed as Free Agent	March 16
Irwin-Hill, Sam	P	Waived	July 13
Iworah, Prince Charles	DB	Signed as Free Agent	July 25
Iworah, Prince Charles	DB	Waived	September 1
Jefferson, Cameron	OL	Signed Reserve/Future Contract	January 1
Jefferson, Cameron	OL	Waived (Designated Injured)	August 20
Jefferson, Cameron	OL	Waived from Reserve/Injured List with Settlement	August 24
Jessop, Connor	QB	Signed as Free Agent	August 26
Jessop, Connor	QB	Waived	September 1
Johnson, Danny	CB	Signed as College Free Agent	May 2
Kyle Kalis	G	Waived	September 1
Kidsy, Darvin	WR	Signed as College Free Agent	May 14
Kidsy, Darvin	WR	Waived	September 1
Kidsy, Darvin	WR	Signed to Practice Squad	September 2
Kling, John	OL	Signed Reserve/Future Contract	January 1
Kling, John	OL	Waived	September 1
Knox, Jeff	LB	Signed as Free Agent	August 11
Knox, Jeff	LB	Waived	August 18
Kouandjio, Arie	G	Waived (Designated Injured)	May 22
Ladler, Kenny	DB	Signed Reserve/Future Contract	January 9
Ladler, Kenny	DB	Waived	September 1
Ladler, Kenny	DB	Signed to Practice Squad	September 2
Lanier, Anthony	DE	Waived (Designated Injured)	September 2
Lauvao, Shawn	G	Re-signed	May 8

2018 WASHINGTON REDSKINS TRANSACTIONS**(BY NAME)**

NAME	POS	TRANSACTION	DATE
Lyons, Caushaud	DT	Signed to Practice Squad	September 2
Marshall, Keith	RB	Waived	July 25
McCalister, Alex	LB	Signed Reserve/Future Contract	January 1
McCalister, Alex	LB	Waived	August 6
McCalister, Alex	LB	Waived from Reserve/Injured List with Settlement	August 14
McClain, Terrell	DL	Released	April 30
McKinzy, Cassanova	LB	Signed Reserve/Future Contract	January 1
McKinzy, Cassanova	LB	Waived	April 30
McKinzy, Cassanova	LB	Signed as Free Agent	August 6
McKinzy, Cassanova	LB	Waived	September 1
McKinzy, Cassanova	LB	Signed to Practice Squad	September 2
McPhee, Pernell	LB	Signed as Free Agent	March 26
Morris, Stephen	QB	Signed Reserve/Future Contract	January 2
Morris, Stephen	QB	Waived	April 9
Nicolas, Dadi	LB	Signed as Free Agent	August 1
Nicolas, Dadi	LB	Waived	September 1
Nsekhe, Ty	T	Re-signed	April 16
O'Connell, Kevin		Promoted to Passing Game Coordinator	March 20
Ogunbowale, Dare	RB	Waived	March 6
Parris, Timon	T	Signed as College Free Agent	May 2
Parris, Timon	T	Waived	September 1
Parris, Timon	T	Signed to Practice Squad	September 2
Payne, Daron	DL	Draft Selection (Round 1, No. 13 Overall)	April 26
Payne, Daron	DL	Signed Contract	May 10
Peters, Otha	LB	Waived	April 13
Peterson, Adrian	RB	Signed as Free Agent	August 20
Pierson-El, De'Mornay	WR	Signed as College Free Agent	May 2
Pierson-El, De'Mornay	WR	Waived	May 30
Pipkins, Ondre	DL	Signed Reserve/Future Contract	January 1
Pipkins, Ondre	DL	Waived	September 1
Quick, Brian	WR	Re-signed	March 16
Quick, Brian	WR	Released	September 1
Quinn, Trey	WR	Draft Selection (Round 7, No. 256 Overall)	April 28
Quinn, Trey	WR	Signed Contract	May 10
Rauscher, Phil		Announced as Assistant Offensive Line Coach	March 20
Rhaney, Demetrius	C	Released	September 1
Richardson, Paul	WR	Signed as Unrestricted Free Agent	March 15
Robertson, Pete	LB	Waived	September 1
Sample, James	DB	Signed Reserve/Future Contract	January 1
Sample, James	DB	Waived	April 30
Sawyer, Dante	DL	Signed as College Free Agent	August 7
Sawyer, Dante	DL	Waived	September
Scandrick, Orlando	CB	Signed as Free Agent	March 19
Scandrick, Orlando	CB	Released	August 14
Scherff, Brandon	G	Fifth-Year Option Exercised	April 16
Settle, Tim	DL	Draft Selection (Round 5, No. 163 Overall)	April 28
Settle, Tim	DL	Signed Contract	May 10
Shimonek, Nic	QB	Signed to Practice Squad	September 2

2018 WASHINGTON REDSKINS TRANSACTIONS**(BY NAME)**

NAME	POS	TRANSACTION	DATE
Sims, Cam	WR	Signed as College Free Agent	May 2
Smith, Alex	QB	Acquired from Kansas City via Trade	March 14
Smith, Alex	QB	Signed Multi-Year Contract Extension	March 15
Smith, De'Veon	RB	Signed as Free Agent	August 20
Smith, De'Veon	RB	Waived	September 1
Smithson, Fish	DB	Waived	September 1
Spaight, Martrell	LB	Waived	September 1
Staggers, Allenzae	WR	Signed as Free Agent	August 18
Staggers, Allenzae	WR	Waived	August 26
Stewart, Orion	S	Signed Reserve/Future Contract	January 1
Stewart, Orion	S	Waived	April 13
Stroman, Greg	CB	Draft Selection (Round 7, No. 241 Overall)	April 28
Stroman, Greg	CB	Signed Contract	May 10
Taylor Sr., Phil	DL	Re-signed	April 3
Taylor Sr., Phil	DL	Released	September 1
Texada, Ranthony	CB	Signed as College Free Agent	May 2
Texada, Ranthony	CB	Waived	September 1
Wellman, Elijah	FB	Signed as College Free Agent	May 2
Wellman, Elijah	FB	Waived (Designated Injured)	August 11
Wellman, Elijah	FB	Waived from Reserve/Injured List with Settlement	August 24
Welsh, Sean	C	Signed as College Free Agent	May 3
Welsh, Sean	C	Waived (Designated Left Squad)	May 14
Wicker, JoJo	DL	Signed as Free Agent	August 26
Wicker, JoJo	DL	Waived	September 1
Wicker, JoJo	DL	Signed to Practice Squad	September 2
Williams II, Dan	WR	Signed as Free Agent	August 13
Williams II, Dan	WR	Waived	September 1
Wilkerson, Jalen	DL	Signed as Free Agent	August 11
Wilkerson, Jalen	DL	Waived	August 18
Williams, Isaiah	G	Signed as Free Agent	May 22
Williams, Isaiah	G	Waived	September 1

2018 WASHINGTON REDSKINS TRANSACTIONS**(BY POSITION)**

NAME	POS	TRANSACTION	DATE
QUARTERBACKS			
Hogan, Kevin	QB	Acquired from Cleveland via Trade	April 6
Hogan, Kevin	QB	Waived	September 1
Jessop, Connor	QB	Signed as Free Agent	August 26
Jessop, Connor	QB	Waived	September 1
Morris, Stephen	QB	Signed Reserve/Future Contract	January 2
Morris, Stephen	QB	Waived	April 9
Shimonek, Nic	QB	Signed to Practice Squad	September 2
Smith, Alex	QB	Acquired from Kansas City via Trade	March 14
Smith, Alex	QB	Signed Multi-Year Contract Extension	March 15
RUNNING BACKS/FULLBACKS			
Bibbs, Kapri	RB	Released	September 1
Bibbs, Kapri	RB	Signed to Practice Squad	Septemeber 2
Carter, Martez	RB	Signed as College Free Agent	May 2
Carter, Martez	RB	Waived (Designated Injured)	August 18
Carter, Martez	RB	Waived from Reserve/Injured List with Settlement	August 24
Daniels, LeShun	RB	Waived	March 29
Guice, Derrius	RB	Draft Selection (Round 2, No. 59 Overall)	April 27
Guice, Derrius	RB	Signed Contract	May 10
Guice, Derrius	RB	Placed on Reserve/Injured List	August 11
Hilliard, Kenny	RB	Signed Reserve/Future Contract	January 1
Hilliard, Kenny	RB	Waived	March 6
Marshall, Keith	RB	Waived	July 25
Ogunbowale, Dare	RB	Waived	March 6
Peterson, Adrian	RB	Signed as Free Agent	August 20
Smith, De'Veon	RB	Signed as Free Agent	August 20
Smith, De'Veon	RB	Waived	September 1
Wellman, Elijah	FB	Signed as College Free Agent	May 2
Wellman, Elijah	FB	Waived (Designated Injured)	August 11
Wellman, Elijah	FB	Waived from Reserve/Injured List with Settlement	August 24
WIDE RECEIVERS			
Cobbs Jr., Simmie	WR	Signed as College Free Agent	May 2
Cobbs Jr., Simmie	WR	Waived	September 1
Cobbs Jr., Simmie	WR	Signed to Practice Squad	Septemeber 2
Davis, Robert	WR	Placed on Reserve/Injured List	August 13
Fields, Shay	WR	Signed as College Free Agent	May 2
Fields, Shay	WR	Waived	Septemeber 1
Holder, Mikah	WR	Signed as College Free Agent	May 2
Holder, Mikah	WR	Waived	May 14
Kidsy, Darvin	WR	Signed as College Free Agent	May 14
Kidsy, Darvin	WR	Waived	September 1
Kidsy, Darvin	WR	Signed to Practice Squad	September 2
Pierson-El, De'Mornay	WR	Signed as College Free Agent	May 2
Pierson-El, De'Mornay	WR	Waived	May 30
Quick, Brian	WR	Re-signed	March 16
Quick, Brian	WR	Released	September 1
Quinn, Trey	WR	Draft Selection (Round 7, No. 256 Overall)	April 28
Quinn, Trey	WR	Signed Contract	May 10
Richardson, Paul	WR	Signed as Unrestricted Free Agent	March 15
Sims, Cam	WR	Signed as College Free Agent	May 2
Staggers, Allenzae	WR	Signed as Free Agent	August 18

2018 WASHINGTON REDSKINS TRANSACTIONS**(BY POSITION)**

NAME	POS	TRANSACTION	DATE
Staggers, Allenzae	WR	Waived	August 26
Williams III, Dan	WR	Signed as Free Agent	August 13
Williams III, Dan	WR	Waived	September 1
TIGHT ENDS			
Bazile, Chris	TE	Signed Reserve/Future Contract	January 1
Bazile, Chris	TE	Waived	April 30
Flanagan, Matt	TE	Signed as College Free Agent	May 2
Flanagan, Matt	TE	Waived	September 1
Flanagan, Matt	TE	Signed to Practice Squad	September 2
Garner, Mannasseh	TE	Placed on Reserve/Injured List	August 11
Holtz, J.P.	TE	Signed as Free Agent	August 11
Holtz, J.P.	TE	Waived	September 1
Hudson, Garrett	TE	Signed as College Free Agent	May 30
Hudson, Garrett	TE	Waived	September 1
OFFENSIVE LINE			
Balducci, Alex	OL	Signed Reserve/Future Contract	January 1
Balducci, Alex	OL	Waived	August 1
Bergstrom, Tony	OL	Re-signed	April 16
Bowen, Kevin	T	Waived	March 6
Calhoun, Kendall	T	Signed as Free Agent	August 18
Calhoun, Kendall	T	Waived	September 1
Christian Sr., Geron	T	Draft Selection (Round 3, No. 74 Overall)	April 27
Christian Sr., Geron	T	Signed Contract	June 14
Dunn, Casey	C	Signed as College Free Agent	May 14
Franklin, Orlando	OL	Signed Reserve/Future Contract	January 19
Franklin, Orlando	OL	Released	May 3
Jefferson, Cameron	OL	Signed Reserve/Future Contract	January 1
Jefferson, Cameron	OL	Waived (Designated Injured)	August 20
Jefferson, Cameron	OL	Waived from Reserve/Injured List with Settlement	August 24
Kling, John	OL	Signed Reserve/Future Contract	January 1
Kling, John	OL	Waived	September 1
Kouandjio, Arie	G	Waived (Designated Injured)	May 22
Lauvao, Shawn	G	Re-signed	May 8
Nsekhe, Ty	T	Re-signed	April 16
Parris, Timon	T	Signed as College Free Agent	May 2
Parris, Timon	T	Waived	September 1
Parris, Timon	T	Signed to Practice Squad	September 2
Scherff, Brandon	G	Fifth-Year Option Exercised	April 16
Welsh, Sean	C	Signed as College Free Agent	May 3
Welsh, Sean	C	Waived (Designated Left Squad)	May 14
Williams, Isaiah	G	Signed as Free Agent	May 22
Williams, Isaiah	G	Waived	September 1
DEFENSIVE LINE			
Barnes, Tavaris	DL	Signed Reserve/Future Contract	January 1
Barnes, Tavaris	DL	Waived (Designated Injured)	August 7
Brantley, Caleb	DT	Signed as Free Agent	September 2
Francis, A.J.	DL	Released	April 30
Hughes, Montori	DL	Signed Reserve/Future Contract	January 3
Hughes, Montori	DL	Released	April 30
Lanier, Anthony	DE	Waived	September 2
Lyons, Caushaud	DT	Signed to Practice Squad	September 2

2018 WASHINGTON REDSKINS TRANSACTIONS**(BY POSITION)**

NAME	POS	TRANSACTION	DATE
McClain, Terrell	DL	Released	April 30
Payne, Daron	DL	Draft Selection (Round 1, No. 13 Overall)	April 26
Payne, Daron	DL	Signed Contract	May 10
Pipkins, Ondre	DL	Signed Reserve/Future Contract	January 1
Sawyer, Dante	DL	Signed as College Free Agent	August 7
Settle, Tim	DL	Draft Selection (Round 5, No. 163 Overall)	April 28
Settle, Tim	DL	Signed Contract	May 10
Taylor Sr., Phil	DL	Re-signed	April 3
Taylor Sr., Phil	DL	Released	September 1
Wicker, JoJo	DL	Signed as Free Agent	August 25
Wicker, JoJo	DL	Waived	September 1
Wicker, JoJo	DL	Signed to Practice Squad	September 2
Wilkerson, Jalen	DL	Signed as College Free Agent	August 11
Wilkerson, Jalen	DL	Waived	August 18
LINEBACKERS			
Brown, Zach	LB	Re-signed	March 15
Diggs, Vontae	LB	Signed as College Free Agent	May 14
Diggs, Vontae	LB	Waived	September 1
Fernandez, Jerod	LB	Signed as College Free Agent	May 2
Fernandez, Jerod	LB	Waived	September 1
Foster, Mason	LB	Re-signed	January 25
Hamilton, Shaun Dion	LB	Draft Selection (Round 6, No. 197 Overall)	April 28
Hamilton, Shaun Dion	LB	Signed Contract	May 10
Knox, Jeff	LB	Signed as Free Agent	August 11
Knox, Jeff	LB	Waived	August 18
McCalister, Alex	LB	Signed Reserve/Future Contract	January 1
McCalister, Alex	LB	Waived	August 6
McCalister, Alex	LB	Waived from Reserve/Injured List with Settlement	August 14
McKinzy, Cassanova	LB	Signed Reserve/Future Contract	January 1
McKinzy, Cassanova	LB	Waived	April 30
McKinzy, Cassanova	LB	Signed as Free Agent	August 6
McKinzy, Cassanova	LB	Waived	September 1
McKinzy, Cassanova	LB	Signed to Practice Squad	September 2
McPhee, Pernell	LB	Signed as Free Agent	March 26
Nicolas, Dadi	LB	Signed as Free Agent	August 1
Nicolas, Dadi	LB	Waived	September 1
Peters, Otha	LB	Waived	April 13
DEFENSIVE BACKS			
Apke, Troy	S	Draft Selection (Round 4, No. 109 Overall)	April 28
Apke, Troy	S	Signed Contract	May 10
Blanding, Quin	S	Signed as College Free Agent	May 2
Blanding, Quin	S	Waived	September 1
Cravens, Su'a	S	Reinstated from Reserve/Left Squad List	February 14
Cravens, Su'a	S	Traded to Denver	March 29
Dunbar, Quinton	CB	Signed Multi-Year Contract Extension	January 1
Everett, Deshazor	S	Re-signed	March 6
Fuller, Kendall	CB	Traded to Kansas City	March 14
Hillary, Darius	CB	Signed as Free Agent	August 18
Hillary, Darius	CB	Waived	August 25
Iworah, Prince Charles	DB	Signed as Free Agent	July 25
Iworah, Prince Charles	DB	Waived	September 1

2018 WASHINGTON REDSKINS TRANSACTIONS**(BY POSITION)**

NAME	POS	TRANSACTION	DATE
Johnson, Danny	CB	Signed as College Free Agent	May 2
Ladler, Kenny	DB	Signed Reserve/Future Contract	January 9
Ladler, Kenny	DB	Waived	September 1
Ladler, Kenny	DB	Signed to Practice Squad	September 2
Sample, James	DB	Signed Reserve/Future Contract	January 1
Sample, James	DB	Waived	April 30
Scandrick, Orlando	CB	Signed as Free Agent	March 19
Scandrick, Orlando	CB	Released	August 14
Stewart, Orion	S	Signed Reserve/Future Contract	January 1
Stewart, Orion	S	Waived	April 13
Stroman, Greg	CB	Draft Selection (Round 7, No. 241 Overall)	April 28
Stroman, Greg	CB	Signed Contract	May 10
Texada, Ranthony	CB	Signed as College Free Agent	May 2
Texada, Ranthony	CB	Waived	September 1
SPECIALISTS			
Hopkins, Dustin	K	Re-signed	March 12
Irwin-Hill, Sam	P	Signed as Free Agent	March 16
Irwin-Hill, Sam	P	Waived	July 13
COACHES			
O'Connell, Kevin		Promoted to Passing Game Coordinator	March 20
Rauscher, Phil		Announced as Assistant Offensive Line Coach	March 20



2018 STATISTICS

PRESEASON



2018 WASHINGTON REDSKINS PRESEASON STATISTICS

WON 1, LOST 3

08/09 L 17-26	at New England	65,878
08/16 W 15-13	N.Y. Jets	43,380
08/24 L 17-29	Denver	50,000
08/30 L 20-30	at Baltimore	70,028

	<u>WAS</u>	<u>OPP</u>
TOTAL FIRST DOWNS	75	76
Rushing	19	34
Passing	42	38
Penalty	14	4
3rd Down: Made/Att	13/48	19/50
3rd Down Pct.	27.1	38.0
4th Down: Made/Att	2/5	3/4
4th Down Pct.	40.0	75.0
POSSESSION AVG.	28:45	31:15
TOTAL NET YARDS	1305	1255
Avg. Per Game	326.3	313.8
Total Plays	237	245
Avg. Per Play	5.5	5.1
NET YARDS RUSHING	483	530
Avg. Per Game	120.8	132.5
Total Rushes	102	125
NET YARDS PASSING	822	725
Avg. Per Game	205.5	181.3
Sacked/Yards Lost	12/69	7/35
Gross Yards	891	760
Att./Completions	123/78	113/70
Completion Pct.	63.4	61.9
Had Intercepted	3	3
PUNTS/AVERAGE	18/48.4	17/48.5
NET PUNTING AVG.	18/45.1	17/41.5
PENALTIES/YARDS	28/218	26/239
FUMBLES/BALL LOST	3/2	2/1
TOUCHDOWNS	7	9
Rushing	0	6
Passing	7	2
Returns	0	1

* RUSHING	No.	Yds	Avg	Long	TD
Bibbs	13	106	8.2	41	0
Kelley	30	91	3.0	12	0
Perine	15	91	6.1	30	0
Peterson	11	56	5.1	15	0
Carter	7	45	6.4	33	0
D. Smith	7	42	6.0	20	0
Guice	6	19	3.2	6	0
McCoy	2	19	9.5	14	0
Hogan	5	16	3.2	11	0
Marshall	4	3	0.8	5	0
A. Smith	1	2	2.0	2	0
Cobbs	1	-7	-7.0	-7	0
TEAM	102	483	4.7	41	0
OPPONENTS	125	530	4.2	32	6

* RECEIVING	No.	Yds	Avg	Long	TD
Bibbs	13	119	9.2	29	0
Kidsy	10	122	12.2	40	1
Cobbs	7	109	15.6	38	1
Quinn	7	81	11.6	33	0
Sims	5	131	26.2	57	0
Flanagan	5	32	6.4	8	0
Richardson	3	39	13.0	21	0
R. Davis	3	35	11.7	20	0
Kelley	3	27	9.0	13	0
Harris	3	22	7.3	11	1
Fields	3	14	4.7	5	0
Marshall	2	28	14.0	25t	1
Wellman	2	20	10.0	11	0
V. Davis	2	18	9.0	16	0
Quick	2	17	8.5	13	1
Holtz	2	11	5.5	6t	1
Sprinkle	2	6	3.0	6	0
D. Smith	1	28	28.0	28t	1
Garner	1	16	16.0	16	0
Doctson	1	11	11.0	11	0
Hudson	1	5	5.0	5	0
TEAM	78	891	11.4	57	7
OPPONENTS	70	760	10.9	45	2

* SCORE BY PERIODS	Q1	Q2	Q3	Q4	OT	PTS
TEAM	16	20	10	23	0	69
OPPONENTS	17	19	27	35	0	98

* INTERCEPTIONS	No.	Yds	Avg	Long	TD
Texada	1	21	21.0	21	0
Apke	1	4	4.0	4	0
Iworah	1	0	0.0	0	0
TEAM	3	25	8.3	21	0
OPPONENTS	3	86	28.7	39	1

* SCORING	TD-Ru	Pa-Rt	K-PAT	FG	S	PTS	
Hopkins	0	0	0	6/ 6	7/ 9	0	27
Cobbs	1	0	1	0	0	6	6
Harris	1	0	1	0	0	6	6
Holtz	1	0	1	0	0	6	6
Kidsy	1	0	1	0	0	6	6
Marshall	1	0	1	0	0	6	6
Quick	1	0	1	0	0	6	6
D. Smith	1	0	1	0	0	6	6
TEAM	7	0	7	6/ 6	7/ 9	0	69
OPPONENTS	9	6	2	7/ 7	11/11	0	98

2-Pt Conv: TM 0-1, OPP 2-2

SACKS: Fernandez 2, Ioannidis 1, Lanier 1, Payne 1, Robertson 1, P. Smith 1, TM 7, OPP 12

FUM/LOST: Apke 1/0, Hogan 1/1, Perine 1/1

* PUNTING	No.	Yds	Avg	Net	TB	In	Lg	B
Way	18	872	48.4	45.1	1	6	63	0
TEAM	18	872	48.4	45.1	1	6	63	0
OPPONENTS	17	825	48.5	41.5	1	4	65	0

* PUNT RETURNS	Ret	FC	Yds	Avg	Long	TD
Quinn	5	0	39	7.8	22	0
Johnson	2	0	14	7.0	10	0
Stroman	2	2	27	13.5	20	0
Apke	1	0	0	0.0	0	0
Harris	1	0	20	20.0	20	0
TEAM	11	2	100	9.1	22	0
OPPONENTS	8	5	41	5.1	11	0

* KICKOFF RETURNS	No.	Yds	Avg	Long	TD
Bibbs	2	34	17.0	17	0
Kidsy	2	29	14.5	18	0
Marshall	2	44	22.0	24	0
Stroman	2	30	15.0	17	0
Johnson	1	21	21.0	21	0
TEAM	9	158	17.6	24	0
OPPONENTS	8	150	18.8	25	0

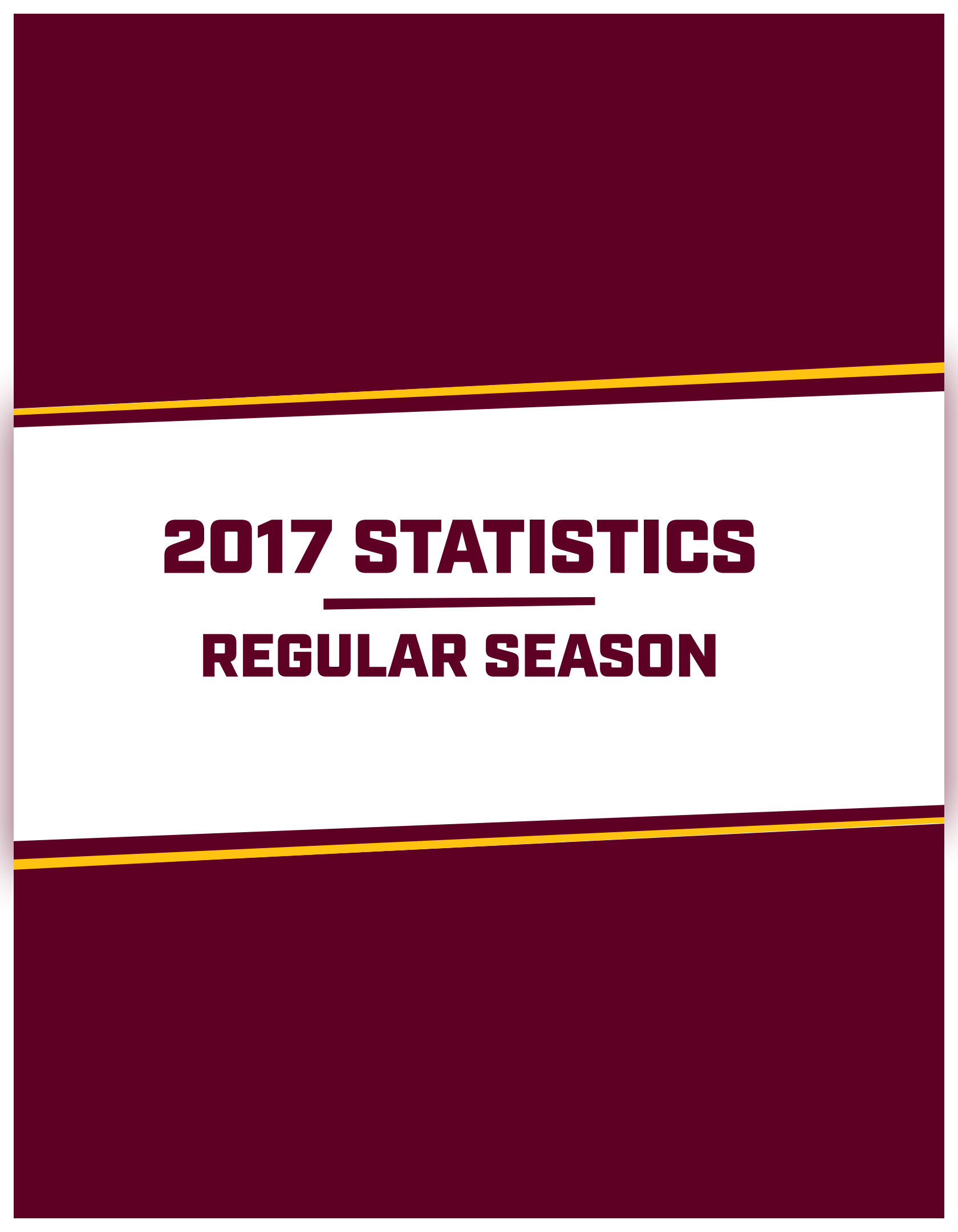
* FIELD GOALS	1-19	20-29	30-39	40-49	50+
Hopkins	0/ 0	3/ 3	2/ 3	1/ 1	1/ 2
TEAM	0/ 0	3/ 3	2/ 3	1/ 1	1/ 2
OPPONENTS	0/ 0	2/ 2	4/ 4	1/ 1	4/ 4
Hopkins:	(52G, 56N) (22G, 35G, 26G, 28G, 40G) (33G) (37N)				
TM:	(52G, 56N) (22G, 35G, 26G, 28G, 40G) (33G) (37N)				
OPP:	(52G) (36G, 21G) (50G, 45G, 34G, 56G, 34G) (35G, 56G, 21G)				

* PASSING	Att	Cmp	Yds	Cmp%	Yds/Att	TD	TD%	Int	Int%	Long	Sack/Lost	Rating
Hogan	67	43	462	64.2	6.90	5	7.5	2	3.0	40	7/ 46	96.7
McCoy	42	28	348	66.7	8.29	2	4.8	1	2.4	57	4/ 18	98.1
A. Smith	14	7	81	50.0	5.79	0	0.0	0	0.0	21	1/ 5	67.9
TEAM	123	78	891	63.4	7.24	7	5.7	3	2.4	57	12/ 69	93.9
OPPONENTS	113	70	760	61.9	6.73	2	1.8	3	2.7	45	7/ 35	76.6

2018 WASHINGTON REDSKINS PRESEASON STATISTICS

PRESEASON DEFENSIVE STATISTICS													
Player	Total	Solo	Asst.	TFL	Sacks	Sack Yds	QBP/H	Ints/Yds	PD	FF	FR	Safety	TDs
Shaun Dion Hamilton	24	13	11	1	0	0	0	0	1	0	0	0	0
Martrell Spaight	16	8	8	0	0	0	0	0	0	0	0	0	0
Kenny Ladler	15	10	5	0	0	0	0	0	1	0	0	0	0
Troy Apke	14	8	6	0	0	0	0	1/4	2	0	0	0	0
Jerod Fernandez	13	6	7	2	2	7	2	0	1	0	0	0	0
Zach Vigil	13	9	4	2	0	0	0	0	0	0	0	0	0
Deshazor Everett	8	7	1	0	0	0	1	0	1	0	0	0	0
Ondre Pipkins	8	6	2	0	0	0	0	0	0	0	0	0	0
Greg Stroman	8	5	3	0	0	0	0	0	1	0	0	0	0
Ryan Anderson	7	3	4	0	0	0	1	0	0	0	0	0	0
Vontae Diggs	7	5	2	1	0	0	0	0	0	1	0	0	0
Tim Settle	7	2	5	1	0	0	0	0	3	0	1	0	0
Fish Smithson	7	3	4	0	0	0	0	0	0	0	0	0	0
Quin Blanding	6	4	2	0	0	0	0	0	0	0	0	0	0
Danny Johnson	6	6	0	0	0	0	0	0	1	0	0	0	0
Dante Sawyer	6	3	3	1	0	0	0	0	0	0	0	0	0
Adonis Alexander	5	4	1	0	0	0	0	0	2	0	0	0	0
Josh Harvey-Clemons	5	5	0	1	0	0	0	0	0	0	0	0	0
Anthony Lanier	5	4	1	1	1	9	1	0	0	0	0	0	0
Pete Robertson	5	3	2	1	1	3	2	0	0	0	0	0	0
Jonathan Allen	4	4	0	1	0	0	1	0	0	0	0	0	0
Montae Nicholson	4	4	0	1	0	0	0	0	0	0	0	0	0
Josh Norman	4	4	0	0	0	0	0	0	0	0	0	0	0
Phil Taylor, Sr.	4	3	1	1	0	0	1	0	0	0	0	0	0
Ranthonny Texada	4	4	0	0	0	0	0	1/21	3	0	0	0	0
Quinton Dunbar	3	2	1	0	0	0	0	0	0	0	0	0	0
Mason Foster	3	3	0	0	0	0	0	0	1	0	0	0	0
Matt Ioannidis	3	2	1	1	1	4	1	0	0	0	0	0	0
Cassanova McKinzy	3	2	1	1	0	0	0	0	0	0	0	0	0
Dadi Nicolas	3	2	1	0	0	0	1	0	0	0	0	0	0
Ziggy Hood	2	1	1	0	0	0	0	0	0	0	0	0	0
Prince Charles Iworah	2	1	1	0	0	0	0	1/0	2	0	0	0	0
Pernell McPhee	2	2	0	0	0	0	0	0	0	0	0	0	0
Fabian Moreau	2	2	0	0	0	0	0	0	1	0	0	0	0
Daron Payne	2	2	0	1	1	7	1	0	0	0	0	0	0
DJ Swearinger	2	2	0	0	0	0	0	0	0	0	0	0	0
Zach Brown	1	1	0	0	0	0	0	0	0	0	0	0	0
Preston Smith	1	1	0	1	1	5	1	0	0	0	0	0	0
TOTALS	234	156	78	18	7	35	13	3/25	20	1	1	0	0

PRESEASON SPECIAL TEAMS STATISTICS						
Player	Total	Solo	Asst.	FF	FR	TDs
Kenny Ladler	4	3	1	0	0	0
Quin Blanding	2	2	0	0	0	0
Shaun Dion Hamilton	2	0	2	0	0	0
Nick Sundberg	2	1	1	0	0	0
Fish Smithson	2	0	2	0	0	0
Adonis Alexander	1	0	1	0	0	0
Simmie Cobbs Jr.	1	1	0	0	0	0
Vontae Diggs	1	1	0	0	0	0
Shay Fields	1	0	1	0	0	0
Matt Flanagan	1	1	0	0	0	0
Josh Harvey-Clemons	1	1	0	0	0	0
Darius Hillary	1	0	1	0	0	0
Martrell Spaight	1	1	0	0	0	0
Greg Stroman	1	0	1	0	0	0
Zach Vigil	1	0	1	0	0	0
Troy Apke	0	0	0	0	1	0
TOTAL	22	11	11	0	1	0



2017 STATISTICS

REGULAR SEASON

2017 WASHINGTON REDSKINS STATISTICS

WON 7, LOST 9			* RUSHING		No.	Yds	Avg	Long	TD						
09/10 L 17-30	Philadelphia	78,685	Perine	175	603	3.4	30	1							
09/17 W 27-20	at L.A. Rams	56,612	Thompson	64	294	4.6	61t	2							
09/24 W 27-10	Oakland	77,123	Kelley	62	194	3.1	21	3							
10/02 L 20-29	at Kansas City	74,587	Cousins	49	179	3.7	18	4							
10/15 W 26-24	San Francisco	75,568	Bibbs	21	79	3.8	16	0							
10/23 L 24-34	at Philadelphia	69,596	Crowder	7	34	4.9	11	0							
10/29 L 19-33	Dallas	78,428	B. Marshall LG	9	32	3.6	11	0							
11/05 W 17-14	at Seattle	68,927	B. Marshall TM	9	32	3.6	11	0							
11/12 L 30-38	Minnesota	74,476	M. Brown TM	8	29	3.6	11	0							
11/19 L 31-34	OT at New Orleans	73,138	Daniels LG	3	14	4.7	8	0							
11/23 W 20-10	N.Y. Giants	73,210	Daniels TM	3	14	4.7	8	0							
11/30 L 14-38	at Dallas	91,712	Paul	2	4	2.0	5	0							
12/10 L 13-30	at L.A. Chargers	25,393	Doctson	1	-14	-14.0	-14	0							
12/17 W 20-15	Arizona	71,026	TEAM	401	1448	3.6	61t	10							
12/24 W 27-11	Denver	72,889	OPPONENTS	472	2146	4.5	75t	13							
12/31 L 10-18	at N.Y. Giants	76,269	* RECEIVING		No.	Yds	Avg	Long	TD						
	WAS	OPP	Crowder	66	789	12.0	41	3							
TOTAL FIRST DOWNS	278	307	Grant	45	573	12.7	40t	4							
Rushing	66	105	V. Davis	43	648	15.1	69	3							
Passing	191	171	Thompson	39	510	13.1	74	4							
Penalty	21	31	Doctson	35	502	14.3	52t	6							
3rd Down: Made/Att	66/204	83/226	Reed	27	211	7.8	20	2							
3rd Down Pct.	32.4	36.7	Perine	22	182	8.3	25	1							
4th Down: Made/Att	9/16	9/15	Pryor	20	240	12.0	44t	1							
4th Down Pct.	56.3	60.0	Bibbs	14	128	9.1	36t	1							
POSSESSION AVG.	29:40	30:20	Paul	13	94	7.2	32	0							
TOTAL NET YARDS	5199	5566	Quick	6	76	12.7	31	0							
Avg. Per Game	324.9	347.9	B. Marshall LG	6	36	6.0	12	0							
Total Plays	982	1045	B. Marshall TM	6	36	6.0	12	0							
Avg. Per Play	5.3	5.3	Harris	4	62	15.5	36t	1							
NET YARDS RUSHING	1448	2146	Kelley	4	18	4.5	9	0							
Avg. Per Game	90.5	134.1	Sprinkle	2	13	6.5	7t	1							
Total Rushes	401	472	M. Brown TM	1	11	11.0	11	0							
NET YARDS PASSING	3751	3420	TEAM	347	4093	11.8	74	27							
Avg. Per Game	234.4	213.8	OPPONENTS	306	3692	12.1	75t	23							
Sacked/Yards Lost	41/342	42/272	* INTERCEPTIONS		No.	Yds	Avg	Long	TD						
Gross Yards	4093	3692	Swearinger	4	32	8.0	31	0							
Att./Completions	540/347	531/306	Fuller	4	4	1.0	3	0							
Completion Pct.	64.3	57.6	Smith	2	26	13.0	18	0							
Had Intercepted	13	16	Breeland	1	96	96.0	96t	1							
PUNTS/AVERAGE	83/45.7	80/44.2	Kerrigan	1	24	24.0	24t	1							
NET PUNTING AVG.	83/39.0	80/41.0	Foster	1	10	10.0	10	0							
PENALTIES/YARDS	92/732	100/887	Compton	1	2	2.0	2	0							
FUMBLES/BALL LOST	28/14	21/7	Dunbar	1	0	0.0	0	0							
TOUCHDOWNS	39	41	Nicholson	1	0	0.0	0	0							
Rushing	10	13	TEAM	16	194	12.1	96t	2							
Passing	27	23	OPPONENTS	13	183	14.1	53t	2							
Returns	2	5	* PUNTING		No.	Yds	Avg	Net	TB	In	Lg	B			
* SCORE BY PERIODS	Q1	Q2	Q3	Q4	OT	PTS	Way	83	3794	45.7	39.0	6	33	64	0
TEAM	74	115	50	103	0	342	TEAM	83	3794	45.7	39.0	6	33	64	0
OPPONENTS	67	117	77	124	3	388	OPPONENTS	80	3538	44.2	41.0	4	27	62	0
* SCORING	TD-Ru-Pa-Rt	K-PAT	FG	S	PTS	* PUNT RETURNS		Ret	FC	Yds	Avg	Long	TD		
Hopkins	0 0 0 0	18/19	14/17	0	60	Crowder	27	21	171	6.3	29	0			
Rose TM	0 0 0 0	18/20	10/11	0	48	Hall	2	0	7	3.5	7	0			
Doctson	6 0 6 0			0	36	Harris	0	1	0	---	---	0			
Thompson	6 2 4 0			0	36	TEAM	29	22	178	6.1	29	0			
Cousins	4 4 0 0			0	24	OPPONENTS	39	26	435	11.2	83t	1			
Grant	4 0 4 0			0	24	* KICKOFF RETURNS		No.	Yds	Avg	Long	TD			
Crowder	3 0 3 0			0	18	Breeland	10	208	20.8	35	0				
V. Davis	3 0 3 0			0	18	Thompson	8	165	20.6	29	0				
Kelley	3 3 0 0			0	18	B. Marshall LG	4	89	22.3	29	0				
Perine	2 1 1 0			0	12	B. Marshall TM	4	89	22.3	29	0				
Reed	2 0 2 0			0	12	Harris	3	71	23.7	34	0				
Bibbs	1 0 1 0			0	6	Paul	3	47	15.7	24	0				
Breeland	1 0 0 1			0	6	Bibbs	2	17	8.5	17	0				
Harris	1 0 1 0			0	6	Perine	2	48	24.0	28	0				
Kerrigan	1 0 0 1			0	6	Fuller	1	12	12.0	12	0				
Pryor	1 0 1 0			0	6	Kelley	1	16	16.0	16	0				
Sprinkle	1 0 1 0			0	6	TEAM	34	673	19.8	35	0				
TEAM	39 10 27 2	36/39	24/28	0	342	OPPONENTS	24	448	18.7	34	0				
OPPONENTS	41 13 23 5	32/34	34/41	1	388	* FIELD GOALS		1-19	20-29	30-39	40-49	50+			
2-Pt Conv: TM 0-0, OPP 3-7															
SACKS: Kerrigan 13, Smith 8, Lanier 5, Ioannidis 4.5, Galette 3, Z. Brown 2.5, McClain 2, Allen 1, (group) 1, Foster 0.5, Harvey-Clemons 0.5, Hood 0.5, Swearinger 0.5, TM 42, OPP 41															
FUM/LOST: Cousins 13/5, Crowder 6/3, Thompson 3/2, V. Davis 2/2, Perine 2/2, Reed 1/0, Swearinger 1/0															
(49G, 47N) OPP: (50G, 42G, 37G) (32G, 40G) (22G) (46N, 26G, 32G, 43G) (52G, 47N) (50G, 42G, 45N) (49N, 36G, 48G, 27G, 37G) (44N, 39N, 49N) (53G) (52G, 29G, 42G, 28G) (30G) (24G) (33G, 21G, 36G) (40G, 35G, 19G, 34G, 32G) (31G) (23G, 29G)															
* PASSING	Att	Cmp	Yds	Cmp%	Yds/Att	TD	TD%	Int	Int%	Long	Sack/Lost	Rating			
Cousins	540	347	4093	64.3	7.58	27	5.0	13	2.4	74	41/ 342	93.9			
TEAM	540	347	4093	64.3	7.58	27	5.0	13	2.4	74	41/ 342	93.9			
OPPONENTS	531	306	3692	57.6	6.95	23	4.3	16	3.0	75t	42/ 272	81.0			

2017 WASHINGTON REDSKINS STATISTICS

REGULAR SEASON DEFENSIVE STATISTICS (TACKLES, TFL, QBP/H AND PD ACCORDING TO COACHES' FILM REVIEW)														
Player	Total	Solo	Asst.	TFL	Sacks	Yds	QBP/H	Ints	Yds	PD	FF	FR	Safety	TDs
Zach Brown	136	92	44	12	2.5	11	15	0	0	3	0	0	0	0
D.J. Swearinger	103	81	22	4	0.5	2.5	1	4	32	13	1	0	0	0
Martrell Spaight	75	55	20	3	0	0	2	0	0	3	0	1	0	0
Josh Norman	72	60	12	0	0	0	1	0	0	17	2	1	0	0
Zach Vigil	72	52	20	2	0	0	1	0	0	3	0	1	0	0
Deshazor Everett	71	44	27	0	0	0	2	0	0	7	1	0	0	0
Stacy McGee	67	46	21	8	0	0	23	0	0	3	0	0	0	0
Ziggy Hood	59	29	30	6	0.5	2.5	33	0	0	0	0	0	0	0
Kendall Fuller	56	46	10	2	0	0	0	4	4	22	1	0	0	0
Bashaud Breeland	53	38	15	0	0	0	0	1	96	24	0	0	0	1
Preston Smith	48	37	11	15	8	45.5	65	2	26	3	1	1	0	0
Matt Ioannidis	47	24	23	6	4.5	33.5	83	0	0	0	1	0	0	0
Mason Foster	45	30	15	1	0.5	5	6	1	10	1	0	1	0	0
Terrell McClain	44	24	20	4	2	18	16	0	0	0	0	1	0	0
Ryan Kerrigan	40	32	8	22	13	73.5	82	1	24	1	2	0	0	1
Montae Nicholson	30	19	11	0	0	0	2	1	0	5	0	0	0	0
Quinton Dunbar	29	27	2	1	0	0	0	1	0	11	0	0	0	0
A.J. Francis	27	12	15	2	0	0	7	0	0	0	0	0	0	0
Anthony Lanier II	26	13	13	4	5	29	40	0	0	6	1	1	0	0
Junior Galette	24	13	11	6	3	27	41	0	0	2	1	0	0	0
Will Compton	22	17	5	0	0	0	0	1	2	4	0	0	0	0
Ryan Anderson	19	9	10	2	0	0	4	0	0	0	0	0	0	0
Josh Harvey-Clemons	15	10	5	0	0.5	4.5	1	0	0	2	0	0	0	0
Jonathan Allen	12	7	5	2	1	7	29	0	0	0	0	0	0	0
DeAngelo Hall	12	9	3	0	0	0	0	0	0	2	0	0	0	0
Fabian Moreau	9	9	0	1	0	0	0	0	0	4	0	0	0	0
Brandon Banks	2	1	1	1	0	0	0	0	0	0	0	0	0	0
Pete Robertson	2	1	1	0	0	0	1	0	0	0	0	0	0	0
Stefan McClure	2	2	0	0	0	0	0	0	0	1	0	0	0	0
Fish Smithson	1	0	1	0	0	0	0	0	0	0	0	0	0	0
Arthur Jones	1	0	1	0	0	0	1	0	0	0	0	0	0	0
TEAM	-	-	-	-	1	18	-	-	-	-	-	-	-	-
TOTALS	1221	839	382	104	41	259	456	16	194	137	11	7	0	2

REGULAR SEASON SPECIAL TEAMS STATISTICS (ACCORDING TO COACHES' FILM REVIEW)											
Player	Total	Solo	Asst.	FF	FR	PATs Blk	FG Blk	Punts Blk	Inside 20*	Safety	TDs
Deshazor Everett	10	7	3	0	0	0	0	0	2	0	0
Fabian Moreau	7	4	3	0	0	0	0	0	3	0	0
Chris Carter	6	4	2	0	0	0	0	0	0	0	0
Martrell Spaight	6	4	2	0	0	0	0	0	0	0	0
Quinton Dunbar	6	5	1	0	0	0	0	0	3	0	0
Joshua Holsey	5	2	3	0	1	0	0	0	1	0	0
Josh Harvey-Clemons	5	3	2	0	0	0	0	0	0	0	0
Zach Vigil	5	4	1	0	0	0	0	0	1	0	0
Will Compton	4	3	1	0	0	0	0	0	0	0	0
Nick Sundberg	4	3	1	0	0	0	0	0	2	0	0
Bashaud Breeland	4	4	0	0	0	0	0	0	0	0	0
Niles Paul	4	3	1	0	0	0	0	0	0	0	0
Stefan McClure	3	2	1	0	0	0	0	0	0	0	0
Ryan Anderson	3	2	1	0	0	0	0	0	1	0	0
Pete Robertson	3	1	2	0	0	0	0	0	0	0	0
Otha Peters	2	1	1	0	0	0	0	0	0	0	0
Jamison Crowder	1	1	0	0	0	0	0	0	0	0	0
Montae Nicholson	1	0	1	0	0	0	0	0	0	0	0
Kendall Fuller	1	1	0	0	0	0	0	0	0	0	0
Mason Foster	1	1	0	0	0	0	0	0	0	0	0
Brian Quick	1	0	1	0	0	0	0	0	0	0	0
Fish Smithson	1	0	1	0	0	0	0	0	0	0	0
Mack Brown	1	0	1	0	0	0	0	0	0	0	0
Anthony Lanier II	0	0	0	0	0	1	0	0	0	0	0
TOTAL	84	55	29	0	1	1	0	0	13	0	0

*Indicates player who downed a punt/tackled a returner inside the 20. Fair catches/punts out of bounds not included.

2017 WASHINGTON REDSKINS STATISTICS

RECORD WHEN...

	<u>W-L</u>		<u>W-L</u>		<u>W-L</u>
Redskins Overall	7-9	Redskins score first	4-5	Redskins win time of possession	4-3
Redskins at FedExField	5-3	Opponent scores first	3-4	Redskins lose time of possession	3-6
Redskins on the road	2-6	Redskins score on first possession	4-5	Time of possession is even	0-0
Redskins on Sunday Night	1-0	Redskins lead after 1st quarter	4-4	Redskins win turnover battle	5-2
Redskins on Monday Night	0-2	Redskins trail after 1st quarter	2-3	Redskins lose turnover battle	1-5
Redskins on Thursday Night	1-1	Score tied after 1st quarter	1-2	Turnover battle is even	1-2
Redskins on grass	6-6	Redskins lead at halftime	6-2	Redskins wear Burgundy pants	1-6
Redskins on artificial turf	1-3	Redskins trail at halftime	0-7	Redskins wear Gold pants	6-2
Redskins in a dome	0-2	Score tied at halftime	1-0	Redskins wear White pants	0-0
Redskins in September	2-1	Redskins lead after 3rd quarter	5-1	Redskins wear Throwback pants	0-1
Redskins in October	1-3	Redskins trail after 3rd quarter	0-7	Redskins wear Burgundy jerseys	6-3
Redskins in November	2-3	Score tied after 3rd quarter	2-1	Redskins wear White jerseys	1-5
Redskins in December	2-2	Redskins score under two-minute warning	3-2	Redskins wear Throwback jerseys	0-1
Redskins in January	0-0	Opponent scores under two-minute warning	3-4	Redskins score 17 points or less	1-4
Redskins win coin toss	4-5	Game goes to overtime	0-1	Opponent scores 17 points or less	4-0
Redskins lose coin toss	3-4			Redskins score 18 points or more	6-5
				Opponent scores 18 points or more	2-9
		vs. NFC East	1-5		
Redskins total 0-199 net yards	0-1	vs. NFC East at home	1-2		
Redskins total 200-299 net yards	2-4	vs. NFC East on road	0-3		
Redskins total 300-399 net yards	3-3	vs. NFC West	4-0		
Redskins total 400+ net yards	2-1	vs. NFC North	0-1		
Redskins total 0-99 rushing yards	4-7	vs. NFC South	0-1		
Redskins total 100-149 rushing yards	2-1	vs. NFC	5-7		
Redskins total 150+ rushing yards	1-1				
Redskins have (a) 100-yard rusher(s)	1-1	vs. AFC East	0-0		
Redskins total 0-149 passing yards	0-2	vs. AFC West	2-2		
Redskins total 150-199 passing yards	3-0	vs. AFC North	0-0		
Redskins total 200-299 passing yards	2-4	vs. AFC South	0-0		
Redskins total 300+ passing yards	2-2	vs. AFC	2-2		
Redskins have a 300-yard passer	2-3				

2017 WASHINGTON REDSKINS STATISTICS

STARTING LINEUPS

OFFENSE

	WR	LT	LG	C	RG	RT	TE	WR	QB	RB	WR/RB/TE
9/10 PHI	T. Pryor Sr.	T. Williams	S. Lauvao	S. Long	B. Scherff	M. Moses	J. Reed	J. Crowder	K. Cousins	R. Kelley	V. Davis (TE2)
9/17 @LAR	J. Doctson	T. Williams	S. Lauvao	S. Long	B. Scherff	M. Moses	J. Reed	N. Paul (TE2)	K. Cousins	R. Kelley	V. Davis (TE3)
9/24 OAK	J. Doctson	T. Williams	S. Lauvao	S. Long	B. Scherff	M. Moses	V. Davis	N. Paul (TE2)	K. Cousins	S. Perine	J. Sprinkle (TE3)
10/2 @KC	J. Doctson	T. Williams	S. Lauvao	S. Long	B. Scherff	M. Moses	V. Davis	N. Paul (TE2)	K. Cousins	R. Kelley	J. Sprinkle (TE3)
10/15 SF	T. Pryor Sr.	T. Williams	S. Lauvao	S. Long	B. Scherff	M. Moses	J. Reed	J. Crowder	K. Cousins	C. Thompson	V. Davis (TE2)
10/23 @PHI	J. Doctson	T. Williams	S. Lauvao	S. Long	B. Scherff	M. Moses	J. Reed	J. Crowder	K. Cousins	R. Kelley	V. Davis (TE2)
10/29 DAL	J. Doctson	T. Clemmings	S. Lauvao	C. Roullier	T. Catalina	M. Moses	J. Reed	J. Crowder	K. Cousins	R. Kelley	V. Davis (TE2)
11/5 @SEA	J. Doctson	T. Clemmings	A. Kouandjio	C. Roullier	T. Catalina	M. Moses	V. Davis	R. Grant	K. Cousins	R. Kelley	B. Quick (WR3)
11/12 MIN	J. Doctson	T. Williams	S. Lauvao	C. Roullier	B. Scherff	M. Moses	V. Davis	R. Grant	K. Cousins	R. Kelley	J. Sprinkle (TE2)
11/19 @NO	J. Doctson	T. Williams	S. Lauvao	C. Roullier	B. Scherff	M. Moses	V. Davis	N. Paul (TE2)	K. Cousins	S. Perine	J. Sprinkle (TE3)
11/23 NYG	J. Doctson	T. Nsekhe	A. Kouandjio	T. Bergstrom	B. Scherff	M. Moses	V. Davis	R. Grant	K. Cousins	S. Perine	N. Paul (TE2)
11/30 @DAL	J. Doctson	T. Williams	T. Nsekhe	T. Bergstrom	B. Scherff	M. Moses	V. Davis	J. Crowder	K. Cousins	S. Perine	R. Grant (WR3)
12/10 @LAC	J. Doctson	T. Williams	A. Kouandjio	T. Bergstrom	B. Scherff	M. Moses	V. Davis	J. Crowder	K. Cousins	S. Perine	R. Grant (WR3)
12/17 ARI	J. Doctson	T. Nsekhe	A. Kouandjio	C. Roullier	B. Scherff	M. Moses	V. Davis	N. Paul (TE2)	K. Cousins	S. Perine	J. Sprinkle (TE3)
12/24 DEN	J. Doctson	T. Nsekhe	A. Kouandjio	C. Roullier	B. Scherff	M. Moses	V. Davis	R. Grant	K. Cousins	S. Perine	N. Paul (TE2)
12/31 @NYG	J. Doctson	T. Nsekhe	A. Kouandjio	C. Roullier	B. Scherff	M. Moses	V. Davis	R. Grant	K. Cousins	S. Perine	N. Paul (TE2)

DEFENSE

	DE	NT	DE	SLB	MLB	MLB	WLB	CB	CB	S	S
9/10 PHI	J. Allen	Z. Hood	S. McGee	P. Smith	Z. Brown	M. Foster	R. Kerrigan	B. Breeland	J. Norman	D. Everett	D. Swearinger
9/17 @LAR	J. Allen	K. Fuller (CB3)	M. Ioannidis	P. Smith	Z. Brown	M. Foster	R. Kerrigan	B. Breeland	J. Norman	M. Nicholson	D. Swearinger
9/24 OAK	J. Allen	Z. Hood	S. McGee	P. Smith	Z. Brown	W. Compton	R. Kerrigan	B. Breeland	J. Norman	D. Everett	D. Swearinger
10/2 @KC	J. Allen	K. Fuller (CB3)	M. Ioannidis	P. Smith	Z. Brown	M. Spaight	R. Kerrigan	B. Breeland	J. Norman	M. Nicholson	D. Swearinger
10/15 SF	J. Allen	Z. Hood	S. McGee	P. Smith	Z. Brown	M. Foster	R. Kerrigan	B. Breeland	Q. Dunbar	M. Nicholson	D. Swearinger
10/23 @PHI	K. Fuller (CB3)	Z. Hood	M. Ioannidis	P. Smith	Z. Brown	M. Foster	R. Kerrigan	B. Breeland	Q. Dunbar	M. Nicholson	D. Swearinger
10/29 DAL	K. Fuller (CB3)	Z. Hood	M. Ioannidis	P. Smith	Z. Brown	M. Foster	R. Kerrigan	Q. Dunbar	J. Norman	M. Nicholson	D. Swearinger
11/5 @SEA	T. McClain	Z. Hood	S. McGee	P. Smith	Z. Brown	W. Compton	R. Kerrigan	Q. Dunbar	J. Norman	D. Hall	D. Swearinger
11/12 MIN	K. Fuller (CB3)	Z. Hood	S. McGee	P. Smith	Z. Brown	W. Compton	R. Kerrigan	B. Breeland	J. Norman	D. Hall	D. Swearinger
11/19 @NO	T. McClain	Z. Hood	S. McGee	P. Smith	Z. Brown	M. Spaight	R. Kerrigan	B. Breeland	J. Norman	M. Nicholson	D. Swearinger
11/23 NYG	S. McGee	Z. Hood	M. Ioannidis	P. Smith	Z. Brown	Z. Vigil	R. Kerrigan	B. Breeland	J. Norman	D. Everett	D. Swearinger
11/30 @DAL	S. McGee	Z. Hood	M. Ioannidis	P. Smith	Z. Brown	Z. Vigil	R. Kerrigan	B. Breeland	J. Norman	D. Everett	D. Swearinger
12/10 @LAC	S. McGee	Z. Hood	M. Ioannidis	P. Smith	Z. Brown	Z. Vigil	R. Kerrigan	B. Breeland	J. Norman	D. Everett	D. Swearinger
12/17 ARI	A. Lanier II	Z. Hood	M. Ioannidis	P. Smith	M. Spaight	Z. Vigil	R. Kerrigan	B. Breeland	J. Norman	D. Everett	D. Swearinger
12/24 DEN	S. McGee	Z. Hood	M. Ioannidis	P. Smith	M. Spaight	Z. Vigil	R. Kerrigan	B. Breeland	J. Norman	D. Everett	D. Swearinger
12/31 @NYG	A. Lanier II	K. Fuller (CB3)	M. Ioannidis	P. Smith	M. Spaight	Z. Vigil	R. Kerrigan	B. Breeland	J. Norman	D. Everett	D. Swearinger

2017 WASHINGTON REDSKINS STATISTICS

REDSKINS OPPONENTS TOTALS

Date	FIRST DOWNS				TOTAL OFFENSE				INT BY REDSKINS				PUNTS				PUNT RETURNS				KOR RETURNS				PEN.		FUM				SCORING							
	Rush	Pass	Pen.	Yds.	Plays	Rush	Avg.	Pass	Att.	Comp.	Int.	Sk. (Yds)	No.	Yds.	Long	TD	No-Avg	No.	Yds.	Avg.	TD	No.	Yds.	Avg.	TD	No.	Yds.	Avg.	TD	Yds.	Rush	Pass	Ret.	PAT	2-pt.	FG	Poss.	
9/10 PHI	16	3	12	1	264	61	3.8	200	47	23	1	4 (40.5)	1	3	3.0	0	4	77	19.3	0	4	77	19.3	0	4	2 (15)	3	(3)	2	0	1	1	2	0	1	25-44		
9/17 @LAR	21	8	12	1	385	68	2.29	39	5.9	156	27	18	0	2 (23)	1	10	10	0	4-51.0	1	16	16.0	0	4	(25)	3	(0)	4	(25)	3	2	1	0	3	0	1	36-19	
9/24 OAK	18	4	14	0	472	65	116	34	3.56	30	25	0	(9)	2	23	5.8	0	0	5-44.2	4	23	5.8	0	0	0	10	(77)	2	(2)	3	0	3	0	3	0	38-06		
10/2 @KC	15	4	10	1	331	50	111	26	4.3	220	24	14	0	0	0	0	0	0	4-37.3	0	0	0	0	0	0	7	(44)	3	(1)	2	0	2	0	2	0	22-51		
10/15 SF	25	6	17	2	419	71	94	33	2.8	325	37	25	1	(5)	3	3	3	0	4-45.3	3	24	8.0	0	0	5	(43)	2	(1)	3	1	2	0	2	0	2	36-52		
10/23 @PHI	19	2	16	1	344	62	75	18	4.2	269	40	30	1	4 (34)	0	0	0	0	5-47.8	3	24	8.0	0	3	(61)	20	(3)	4	(2)	2	1	1	0	1	0	1	30-15	
10/29 DAL	16	3	11	2	288	58	49	15	3.3	236	39	26	1	4 (27)	0	0	0	0	3-46.7	1	-1	-1.0	0	3	(62)	18	(7)	2	(1)	2	0	2	0	1	0	2	26-41	
11/5 @SEA	16	2	12	2	244	60	51	23	2.2	193	31	21	0	6 (54)	2	2	2	0	8-40.0	2	7	3.5	0	4	(104)	26	(0)	2	(15)	1	0	0	2	0	1	0	31-06	
11/12 MIN	24	7	16	1	394	73	81	27	3.0	313	45	26	1	1 (14)	2	32	31	0	5-49.6	0	0	0.0	0	4	(104)	26	(0)	2	(15)	1	0	0	4	0	1	32-11		
11/19 @NO	24	6	15	3	456	67	156	33	4.7	300	32	22	0	2 (22)	1	1	1	0	5-49.6	0	0	0.0	0	4	(104)	26	(0)	2	(15)	1	0	0	4	0	1	32-11		
11/23 NYG	17	5	10	2	323	68	122	31	3.9	201	31	19	1	6 (41)	1	1	1	0	7-44.0	4	20	5.0	0	2	38	19.0	0	8	(55)	0	2	0	2	0	2	34-37		
11/30 @DAL	15	4	10	1	280	60	56	19	2.9	224	37	26	2	4 (27)	0	0	0	0	5-42.6	3	15	5.0	0	6	18.0	0	7	(43)	3	(2)	2	0	2	0	2	27-32		
12/10 @LAC	9	1	7	1	201	50	65	21	3.1	136	27	15	1	2 (15)	1	96	96	1	8-43.4	3	15	5.0	0	6	12.0	21.3	0	4	(48)	0	0	1	1	1	0	0	24-40	
12/17 ARI	14	1	10	3	218	47	31	20	1.6	187	26	18	0	1 (9)	1	18	18	0	6-53.2	2	18	9.0	0	4	95	23.8	0	7	(82)	1	(1)	2	0	2	0	2	23-44	
12/24 DEN	19	7	12	0	386	66	87	29	3.0	299	37	19	1	0 (0)	1	8	8	0	5-49.4	3	3	3.0	0	2	17	8.5	0	6	(35)	2	(1)	3	0	3	0	29-33		
12/31 @NYG	10	3	7	0	197	56	61	16	3.8	136	37	20	3	3 (22)	1	8	8	0	9-47.3	3	46	15.3	0	2	17	8.5	0	4	(35)	1	1	0	0	1	0	1	28-07	
TOTALS	278	66	191	21	5199	982	1448	401	3.6	3751	540	347	13	41 (342)	16	194	96	2	83-45.7	28	181	6.5	0	34	673	19.8	0	92 (733)	28	(14)	39	10	27	2	36	0	24	29-40

OPONENTS

Date	FIRST DOWNS				TOTAL OFFENSE				INT BY OPPONENTS				PUNTS				PUNT RETURNS				KOR RETURNS				PEN.		FUM				SCORING								
	Rush	Pass	Pen.	Yds.	Plays	Rush	Avg.	Pass	Att.	Comp.	Int.	Sk. (Yds)	No.	Yds.	Long	TD	No-Avg	No.	Yds.	Avg.	TD	No.	Yds.	Avg.	TD	No.	Yds.	Avg.	TD	Yds.	Rush	Pass	Ret.	PAT	2-pt.	FG	Poss.		
9/10 PHI	19	1	17	1	356	65	58	24	2.4	298	39	26	1	2 (9)	1	15	15	0	4-42.5	0	0	0.0	0	1	8	8.0	0	8	(76)	1	3	3	0	1	1	1	3	34-16	
9/17 @LAR	14	4	9	1	332	49	97	22	4.4	235	25	15	1	2 (12)	0	0	0	4-45.5	4	24	6.0	0	3	59	19.7	0	7	(75)	3	(1)	2	1	1	0	2	0	2	23-41	
9/24 OAK	7	2	3	2	128	48	32	13	2.5	96	31	19	2	4 (22)	0	0	0	7-52.7	2	4	2.0	0	1	27	27.0	0	4	(35)	1	(1)	1	0	1	0	1	0	1	21-54	
10/2 @KC	29	7	17	5	429	72	168	31	5.4	261	37	27	0	4 (32)	1	0	0	3-28.3	1	0	0.0	0	2	43	21.5	0	3	(15)	2	(0)	3	1	1	1	2	0	3	37-09	
10/15 SF	21	7	12	2	335	70	85	20	4.3	250	47	23	1	3 (29)	1	39	39.0	0	6-42.3	1	39	39.0	0	0	0	0	0	7	(40)	0	(0)	3	2	1	0	3	0	1	23-08
10/23 @PHI	23	8	11	4	371	61	127	33	3.8	244	25	17	1	3 (24)	1	14	14	0	3-51.0	2	22	11.0	0	1	22	22.0	0	9	(55)	2	(0)	4	0	4	0	2	29-45		
10/29 DAL	18	8	9	1	307	63	169	39	4.3	138	22	14	0	2 (5)	1	21	21	1	3-45.7	2	19	9.5	0	1	6	6.0	0	8	(89)	1	(1)	3	2	0	1	3	33-19		
11/5 @SEA	22	6	14	2	437	75	148	28	5.3	289	45	24	2	2 (8)	0	0	0	6-43.8	5	45	9.0	0	2	37	16.5	0	16	(138)	1	(0)	2	0	2	0	0	0	0	32-19	
11/12 MIN	21	6	15	0	406	60	102	31	3.3	304	29	21	2	0 (0)	1	10	10	0	2-39.5	1	9	9.0	0	2	57	28.5	0	3	(40)	0	(0)	5	1	4	0	5	0	1	28-54
11/19 @NO	27	10	16	1	535	66	160	23	7.0	375	41	29	1	2 (10)	0	0	0	3-39.7	2	38	19.0	0	4	80	20.0	0	7	(54)	0	(0)	3	1	2	0	2	1	4	30-24	
11/23 NYG	7	1	6	0	170	55	84	24	3.5	86	27	13	1	4 (27)	1	53	53	1	9-41.2	2	8	4.0	0	2	39	19.5	0	6	(79)	1	(0)	1	0	0	1	1	0	25-23	
11/30 @DAL	21	13	6	2	275	65	182	42	4.3	93	22	11	0	1 (9)	2	30	16	0	5-42.2	2	88	44.0	1	0	0	0	0	3	(25)	0	(0)	5	2	2	1	5	0	1	32-28
12/10 @LAC	24	7	14	3	488	71	174	35	5.0	314	34	19	1	2 (8)	1	23	23	0	5-53.2	2	49	24.5	0	1	20	20.0	0	5	(40)	0	(0)	3	1	2	0	3	0	3	35-20
12/17 ARI	19	8	8	3	286	80	141	34	4.1	145	41	16	1	5 (44)	0	0	0	5-50.2	5	43	8.6	0	2	28	14.0	0	8	(71)	3	(1)	0	0	0	0	0	0	5	36-16	
12/24 DEN	18	9	7	2	330	71	159	29	5.5	171	38	22	1	4 (22)	3	18	18	0	6-41.2	3	18	6.0	0	2	26	13.0	0	3	(30)	3	(2)	1	1	0	0	1	30-27		
12/31 @NYG	17	8	7	2	381	74	260	44	5.9	121	28	10	1	2 (11)	3	17	12	0	9-40.3	5	31	6.2	0	0	0	0	3	(25)	3	(0)	2	1	1	0	0	2	31-53		
TOTALS	307	105	171	31	5566	1045	2146	472	4.5	3420	531	306	16	42 (272)	13	183	64	2	80-44.2	39	437	11.2	1	24	448	18.7	0	100 (887)	21	(7)	41	16	21	5	32	3	34	30-20	

MISCELLANEOUS GAME-BY-GAME STATS

Final	Coin Toss	Lead Changes	Score First	Score on 1st Poss.	Score after Q1	Halftime Score	Score after Q3	TOP Advantage	Turnover Margin	WAS Avg. Starting Field Position	OPP Avg. Starting Field Position	More 20+ yard plays	Jersey Color	Paint Color
9/10 PHI	PHI (Def)	3	PHI	PHI	PHI 7-0	PHI 16-14	PHI 19-17	PHI - 34-16	-2	WAS 26	PHI 32	PHI (4)	Burgundy	Gold
9/17 @LAR	WAS (Def)	2	WAS	WAS	WAS 3-0	WAS 20-10	WAS 20-17	WAS - 36-19	+2	WAS 34	LAR 22	LAR (5)	Burgundy	Gold
9/24 OAK	OAK (Receive)	1	WAS	WAS	WAS 7-0	WAS 14-0	WAS 21							

2017 WASHINGTON REDSKINS STATISTICS

PASSING

8 Kirk Cousins

	ATT	COM	YDS	PERC	YDS/AIT	TD	INT	LG	SK (YDS)	RATE
9/10 PHI	40	23	240	57.5%	6.0	1	1	34	4 (40)	72.9
9/17 @LAR	27	18	179	66.7%	6.6	1	0	23	2 (23)	97.6
9/24 OAK	30	25	365	83.3%	12.2	3	0	74	1 (9)	150.7
10/2 @KC	24	14	220	58.3%	9.2	2	0	69	0 (0)	116.7
10/15 SF	37	25	330	67.6%	8.9	2	1	51	1 (5)	102.3
10/23 @PHI	40	30	303	75.0%	7.6	3	1	32	4 (34)	110.7
10/29 DAL	39	26	263	66.7%	6.7	1	1	41	4 (27)	83.6
11/5 @SEA	31	21	247	67.7%	8.0	0	0	38	6 (54)	91.7
11/12 MIN	45	26	327	57.8%	7.3	1	1	36t	1 (14)	78.7
11/19 @NO	32	22	322	68.8%	10.1	3	0	40t	2 (22)	132.6
11/23 NYG	31	19	242	61.3%	7.8	2	1	38	6 (41)	93.8
11/30 @DAL	37	26	251	70.3%	6.8	2	2	33	4 (27)	84.4
12/10 @LAC	27	15	151	55.6%	5.6	1	1	28	2 (15)	68.6
12/17 ARI	26	18	196	69.2%	7.5	2	0	36t	1 (9)	116.8
12/24 DEN	37	19	299	51.4%	8.1	3	1	48t	0 (0)	94.3
12/31 @NYG	37	20	158	54.1%	4.3	0	3	20	3 (22)	31.1
TOTALS	540	347	4093	64.3%	7.6	27	13	74	41 (342)	93.9

12 Colt McCoy

	ATT	COM	YDS	PERC	YDS/AIT	TD	INT	LG	SK (YDS)	RATE
9/10 PHI										
9/17 @LAR						Did Not Play				
9/24 OAK						Did Not Play				
10/2 @KC						Did Not Play				
10/15 SF						Did Not Play				
10/23 @PHI						Did Not Play				
10/29 DAL						Did Not Play				
11/5 @SEA						Did Not Play				
11/12 MIN						Did Not Play				
11/19 @NO						Did Not Play				
11/23 NYG						Did Not Play				
11/30 @DAL	0	0	0	0.0%	0.0	0	0	0	0 (0)	0.0
12/10 @LAC						Did Not Play				
12/17 ARI						Did Not Play				
12/24 DEN						Did Not Play				
12/31 @NYG						Did Not Play				
TOTALS	0	0	0	0	0	0	0	0	0 (0)	0.0

2017 WASHINGTON REDSKINS STATISTICS

RUSHING

39 Kapri Bibbs

	ATT	YDS	AVG.	LG	TD
9/10 PHI	Not With Team				
9/17 @LAR	Not With Team				
9/24 OAK	Not With Team				
10/2 @KC	Not With Team				
10/15 SF	Not With Team				
10/23 @PHI	Not With Team				
10/29 DAL	Not With Team				
11/5 @SEA	Not With Team				
11/12 MIN	Not With Team				
11/19 @NO	Not With Team				
11/23 NYG	Not With Team				
11/30 @DAL	Practice Squad				
12/10 @LAC	Practice Squad				
12/17 ARI	2	6	3.0	6	0
12/24 DEN	7	26	3.7	13	0
12/31 @NYG	12	47	3.9	16	0
TOTALS	21	79	3.8	16	0

34 Mack Brown

	ATT	YDS	AVG.	LG	TD
9/10 PHI	Inactive				
9/17 @LAR	Inactive				
9/24 OAK	6	27	4.5	11	0
10/2 @KC	Inactive				
10/15 SF	2	2	1.0	3	0
10/23 @PHI	0	0	0.0	0	0
10/29 DAL	Not With Team				
11/5 @SEA	Not With Team				
11/12 MIN	Not With Team				
11/19 @NO	Not With Team				
11/23 NYG	Not With Team				
11/30 @DAL	Not With Team				
12/10 @LAC	Not With Team				
12/17 ARI	Not With Team				
12/24 DEN	Not With Team				
12/31 @NYG	Not With Team				
TOTALS	8	29	3.6	11	0

8 Kirk Cousins

	ATT	YDS	AVG.	LG	TD
9/10 PHI	4	30	7.5	10	0
9/17 @LAR	3	7	2.3	7	0
9/24 OAK	1	2	2.0	2	0
10/2 @KC	7	38	5.4	15	0
10/15 SF	4	26	6.5	18	1
10/23 @PHI	3	18	6.0	11	0
10/29 DAL	1	0	0.0	0	0
11/5 @SEA	3	4	1.3	4	0
11/12 MIN	4	5	1.3	3	2
11/19 @NO	3	11	3.7	6	0
11/23 NYG	3	4	1.3	7	0
11/30 @DAL	3	6	2.0	6	0
12/10 @LAC	2	8	4.0	5	0
12/17 ARI	2	0	0.0	1	0
12/24 DEN	5	8	1.6	7	0
12/31 @NYG	1	12	12.0	12	1
TOTALS	49	179	3.7	18	4

80 Jamison Crowder

	ATT	YDS	AVG.	LG	TD
9/10 PHI	0	0	0.0	0	0
9/17 @LAR	0	0	0.0	0	0
9/24 OAK	0	0	0.0	0	0
10/2 @KC	0	0	0.0	0	0
10/15 SF	1	11	11.0	11	0
10/23 @PHI	1	3	3.0	3	0
10/29 DAL	2	12	6.0	6	0
11/5 @SEA	Inactive				
11/12 MIN	1	5	5.0	2	0
11/19 @NO	1	4	4.0	4	0
11/23 NYG	0	0	0.0	0	0
11/30 @DAL	0	0	0.0	0	0
12/10 @LAC	0	0	0.0	0	0
12/17 ARI	0	0	0.0	0	0
12/24 DEN	0	0	0.0	0	0
12/31 @NYG	1	-1	-1.0	-1	0
TOTALS	7	34	4.9	11	0

46 LeShun Daniels

	ATT	YDS	AVG.	LG	TD
9/10 PHI	Not With Team				
9/17 @LAR	Not With Team				
9/24 OAK	Not With Team				
10/2 @KC	Not With Team				
10/15 SF	Not With Team				
10/23 @PHI	Not With Team				
10/29 DAL	Not With Team				
11/5 @SEA	Not With Team				
11/12 MIN	Not With Team				
11/19 @NO	Practice Squad				
11/23 NYG	0	0	0.0	0	0
11/30 @DAL	0	0	0.0	0	0
12/10 @LAC	2	12	6.0	8	0
12/17 ARI	1	2	2.0	2	0
12/24 DEN	Reserve/Injured				
12/31 @NYG	Reserve/Injured				
TOTALS	3	14	4.7	8	0

18 Josh Doctson

	ATT	YDS	AVG.	LG	TD
9/10 PHI	0	0	0.0	0	0
9/17 @LAR	0	0	0.0	0	0
9/24 OAK	0	0	0.0	0	0
10/2 @KC	0	0	0.0	0	0
10/15 SF	0	0	0.0	0	0
10/23 @PHI	0	0	0.0	0	0
10/29 DAL	0	0	0.0	0	0
11/5 @SEA	0	0	0.0	0	0
11/12 MIN	0	0	0.0	0	0
11/19 @NO	0	0	0.0	0	0
11/23 NYG	0	0	0.0	0	0
11/30 @DAL	0	0	0.0	0	0
12/10 @LAC	0	0	0.0	0	0
12/17 ARI	1	-14	-14.0	-14	0
12/24 DEN	0	0	0.0	0	0
12/31 @NYG	0	0	0.0	0	0
TOTALS	1	-14	-14.0	0	0

2017 WASHINGTON REDSKINS STATISTICS

RUSHING

30 Kenny Hilliard

	ATT	YDS	AVG.	LG	TD
9/10 PHI	Not With Team				
9/17 @LAR	Not With Team				
9/24 OAK	Not With Team				
10/2 @KC	Not With Team				
10/15 SF	Not With Team				
10/23 @PHI	Not With Team				
10/29 DAL	Not With Team				
11/5 @SEA	Not With Team				
11/12 MIN	Not With Team				
11/19 @NO	Not With Team				
11/23 NYG	Not With Team				
11/30 @DAL	Not With Team				
12/10 @LAC	Not With Team				
12/17 ARI	Not With Team				
12/24 DEN	Inactive				
12/31 @NYG	Practice Squad				
TOTALS	0	0	0	0	0

20 Rob Kelley

	ATT	YDS	AVG.	LG	TD
9/10 PHI	10	30	3.0	6	0
9/17 @LAR	12	78	6.5	21	0
9/24 OAK	Inactive				
10/2 @KC	7	23	3.3	12	0
10/15 SF	Inactive				
10/23 @PHI	7	16	2.3	8	0
10/29 DAL	8	19	2.4	10	1
11/5 @SEA	14	18	1.3	5	2
11/12 MIN	4	10	2.5	7	0
11/19 @NO	Reserve/Injured				
11/23 NYG	Reserve/Injured				
11/30 @DAL	Reserve/Injured				
12/10 @LAC	Reserve/Injured				
12/17 ARI	Reserve/Injured				
12/24 DEN	Reserve/Injured				
12/31 @NYG	Reserve/Injured				
TOTALS	62	194	3.1	21	3

34 Byron Marshall

	ATT	YDS	AVG.	LG	TD
9/10 PHI	Not With Team				
9/17 @LAR	Not With Team				
9/24 OAK	Not With Team				
10/2 @KC	Not With Team				
10/15 SF	Not With Team				
10/23 @PHI	Not With Team				
10/29 DAL	Not With Team				
11/5 @SEA	Not With Team				
11/12 MIN	Not With Team				
11/19 @NO	1	2	2.0	2	0
11/23 NYG	4	18	4.5	11	0
11/30 @DAL	4	12	3.0	6	0
12/10 @LAC	0	0	0.0	0	0
12/17 ARI	Reserve/Injured				
12/24 DEN	Reserve/Injured				
12/31 @NYG	Reserve/Injured				
TOTALS	9	32	3.6	2	0

48 Dare Ogunbowale

	ATT	YDS	AVG.	LG	TD
9/10 PHI	Not With Team				
9/17 @LAR	Not With Team				
9/24 OAK	Not With Team				
10/2 @KC	Not With Team				
10/15 SF	Not With Team				
10/23 @PHI	Not With Team				
10/29 DAL	Not With Team				
11/5 @SEA	Not With Team				
11/12 MIN	Not With Team				
11/19 @NO	Not With Team				
11/23 NYG	Not With Team				
11/30 @DAL	Not With Team				
12/10 @LAC	Not With Team				
12/17 ARI	Practice Squad				
12/24 DEN	0	0	0.0	0	0
12/31 @NYG	0	0	0.0	0	0
TOTALS	0	0	0	0	0

84 Niles Paul

	ATT	YDS	AVG.	LG	TD
9/10 PHI	0	0	0.0	0	0
9/17 @LAR	0	0	0.0	0	0
9/24 OAK	0	0	0.0	0	0
10/2 @KC	0	0	0.0	0	0
10/15 SF	1	-1	-1.0	-1	0
10/23 @PHI	0	0	0.0	0	0
10/29 DAL	0	0	0.0	0	0
11/5 @SEA	Inactive				
11/12 MIN	Inactive				
11/19 @NO	1	5	5.0	5	0
11/23 NYG	0	0	0.0	0	0
11/30 @DAL	0	0	0.0	0	0
12/10 @LAC	0	0	0.0	0	0
12/17 ARI	0	0	0.0	0	0
12/24 DEN	0	0	0.0	0	0
12/31 @NYG	0	0	0.0	0	0
TOTALS	2	4	2.0	5	0

32 Samaje Perine

	ATT	YDS	AVG.	LG	TD
9/10 PHI	0	0	0.0	0	0
9/17 @LAR	21	67	3.2	12	0
9/24 OAK	19	49	2.6	9	0
10/2 @KC	6	27	4.5	6	0
10/15 SF	9	23	2.6	8	0
10/23 @PHI	0	0	0.0	0	0
10/29 DAL	0	0	0.0	0	0
11/5 @SEA	2	9	4.5	8	0
11/12 MIN	9	35	3.9	9	0
11/19 @NO	23	117	5.1	30	1
11/23 NYG	24	100	4.2	16	0
11/30 @DAL	12	38	3.2	15	0
12/10 @LAC	17	45	2.6	10	0
12/17 ARI	14	37	2.6	6	0
12/24 DEN	17	53	3.1	11	0
12/31 @NYG	2	3	1.5	4	0
TOTALS	175	603	3.4	30	1

2017 WASHINGTON REDSKINS STATISTICS

RUSHING

25 Chris Thompson

	ATT	YDS	AVG.	LG	TD
9/10 PHI	3	4	1.3	4	0
9/17 @LAR	3	77	25.7	61	2
9/24 OAK	8	38	4.8	13	0
10/2 @KC	6	23	3.8	7	0
10/15 SF	16	33	2.1	11	0
10/23 @PHI	7	38	5.4	15	0
10/29 DAL	4	18	4.5	16	0
11/5 @SEA	4	20	5.0	11	0
11/12 MIN	9	26	2.9	14	0
11/19 @NO	4	17	4.3	16	0
11/23 NYG	Reserve/Injured				
11/30 @DAL	Reserve/Injured				
12/10 @LAC	Reserve/Injured				
12/17 ARI	Reserve/Injured				
12/24 DEN	Reserve/Injured				
12/31 @NYG	Reserve/Injured				
TOTALS	64	294	4.6	61	2

2017 WASHINGTON REDSKINS STATISTICS

RECEIVING

39 Kapri Bibbs

	REC	YDS	AVG.	LG	TD
9/10 PHI	Not With Team				
9/17 @LAR	Not With Team				
9/24 OAK	Not With Team				
10/2 @KC	Not With Team				
10/15 SF	Not With Team				
10/23 @PHI	Not With Team				
10/29 DAL	Not With Team				
11/5 @SEA	Not With Team				
11/12 MIN	Not With Team				
11/19 @NO	Not With Team				
11/23 NYG	Not With Team				
11/30 @DAL	Practice Squad				
12/10 @LAC	Practice Squad				
12/17 ARI	4	47	11.8	36t	1
12/24 DEN	2	28	14.0	21	0
12/31 @NYG	8	53	6.6	14	0
TOTALS	14	128	9.1	36t	1

34 Mack Brown

	REC	YDS	AVG.	LG	TD
9/10 PHI	Inactive				
9/17 @LAR	Inactive				
9/24 OAK	0	0	0.0	0	0
10/2 @KC	Inactive				
10/15 SF	1	11	11.0	11	0
10/23 @PHI	0	0	0.0	0	0
10/29 DAL	Not With Team				
11/5 @SEA	Not With Team				
11/12 MIN	Not With Team				
11/19 @NO	Not With Team				
11/23 NYG	Not With Team				
11/30 @DAL	Not With Team				
12/10 @LAC	Not With Team				
12/17 ARI	Not With Team				
12/24 DEN	Not With Team				
12/31 @NYG	Not With Team				
TOTALS	1	11	11.0	11	0

80 Jamison Crowder

	REC	YDS	AVG.	LG	TD
9/10 PHI	3	14	4.7	7	0
9/17 @LAR	4	47	11.8	21	0
9/24 OAK	6	52	8.7	30	0
10/2 @KC	1	-7	-7.0	-7	0
10/15 SF	3	15	5.0	8	0
10/23 @PHI	2	28	14.0	20	0
10/29 DAL	9	123	13.7	41	0
11/5 @SEA	Inactive				
11/12 MIN	4	76	19.0	36	0
11/19 @NO	7	72	10.3	19	0
11/23 NYG	7	141	20.1	38	1
11/30 @DAL	5	67	13.4	33	0
12/10 @LAC	3	34	11.3	18	0
12/17 ARI	5	55	11.0	24	1
12/24 DEN	4	47	11.8	15t	1
12/31 @NYG	3	25	8.3	11	0
TOTALS	66	789	12.0	41	3

46 LeShun Daniels

	REC	YDS	AVG.	LG	TD
9/10 PHI	Not With Team				
9/17 @LAR	Not With Team				
9/24 OAK	Not With Team				
10/2 @KC	Not With Team				
10/15 SF	Not With Team				
10/23 @PHI	Not With Team				
10/29 DAL	Not With Team				
11/5 @SEA	Not With Team				
11/12 MIN	Not With Team				
11/19 @NO	Practice Squad				
11/23 NYG	0	0	0.0	0	0
11/30 @DAL	0	0	0.0	0	0
12/10 @LAC	0	0	0.0	0	0
12/17 ARI	0	0	0.0	0	0
12/24 DEN	Reserve/Injured				
12/31 @NYG	Reserve/Injured				
TOTALS	0	0	0	0	0

19 Robert Davis

	REC	YDS	AVG.	LG	TD
9/10 PHI	Practice Squad				
9/17 @LAR	Practice Squad				
9/24 OAK	Practice Squad				
10/2 @KC	Practice Squad				
10/15 SF	Practice Squad				
10/23 @PHI	Practice Squad				
10/29 DAL	Practice Squad				
11/5 @SEA	Practice Squad				
11/12 MIN	Practice Squad				
11/19 @NO	Practice Squad				
11/23 NYG	Practice Squad				
11/30 @DAL	Practice Squad				
12/10 @LAC	Inactive				
12/17 ARI	Inactive				
12/24 DEN	0	0	0.0	0	0
12/31 @NYG	Inactive				
TOTALS	0	0	0	0	0

85 Vernon Davis

	REC	YDS	AVG.	LG	TD
9/10 PHI	0	0	0.0	0	0
9/17 @LAR	1	13	13.0	13	0
9/24 OAK	5	58	11.6	26	1
10/2 @KC	2	89	44.5	69	0
10/15 SF	3	65	21.7	51	0
10/23 @PHI	4	67	16.8	31	0
10/29 DAL	2	20	10.0	14	0
11/5 @SEA	6	72	12.0	23	0
11/12 MIN	7	76	10.9	16	0
11/19 @NO	3	67	22.3	36	0
11/23 NYG	0	0	0.0	0	0
11/30 @DAL	2	15	7.5	9	0
12/10 @LAC	2	26	13.0	23t	1
12/17 ARI	2	18	9.0	11	0
12/24 DEN	2	42	21.0	31t	1
12/31 @NYG	2	20	10.0	19	0
TOTALS	43	648	15.1	69	3

2017 WASHINGTON REDSKINS STATISTICS

RECEIVING

18 Josh Doctson

	REC	YDS	AVG.	LG	TD
9/10 PHI	0	0	0.0	0	0
9/17 @LAR	0	0	0.0	0	0
9/24 OAK	1	52	52.0	52t	1
10/2 @KC	2	27	13.5	20	0
10/15 SF	1	11	11.0	11t	1
10/23 @PHI	3	39	13.0	17	0
10/29 DAL	1	1	1.0	1t	1
11/5 @SEA	3	59	19.7	38	0
11/12 MIN	4	30	7.5	11	0
11/19 @NO	4	81	20.3	32	0
11/23 NYG	2	28	14.0	14t	1
11/30 @DAL	3	26	8.7	14t	1
12/10 @LAC	3	34	11.3	13	0
12/17 ARI	2	16	8.0	14	0
12/24 DEN	2	61	30.5	48t	1
12/31 @NYG	4	37	9.3	12	0
TOTALS	35	502	14.3	52t	6

14 Ryan Grant

	REC	YDS	AVG.	LG	TD
9/10 PHI	4	61	15.3	34	0
9/17 @LAR	1	11	11.0	11t	1
9/24 OAK	3	31	10.3	14	0
10/2 @KC	2	16	8.0	13	1
10/15 SF	3	39	13.0	18	0
10/23 @PHI	3	19	6.3	10	0
10/29 DAL	5	38	7.6	25	0
11/5 @SEA	3	39	13.0	23	0
11/12 MIN	3	25	8.3	13	0
11/19 @NO	3	59	19.7	40t	1
11/23 NYG	1	3	3.0	3	0
11/30 @DAL	5	76	15.2	24	1
12/10 @LAC	1	28	28.0	28	0
12/17 ARI	2	20	10.0	15	0
12/24 DEN	4	85	21.3	36	0
12/31 @NYG	2	23	11.5	20	0
TOTALS	45	573	12.7	40t	4

13 Maurice Harris

	REC	YDS	AVG.	LG	TD
9/10 PHI	Practice Squad				
9/17 @LAR	Practice Squad				
9/24 OAK	Practice Squad				
10/2 @KC	Practice Squad				
10/15 SF	Practice Squad				
10/23 @PHI	Practice Squad				
10/29 DAL	Practice Squad				
11/5 @SEA	Practice Squad				
11/12 MIN	2	50	25.0	36t	1
11/19 @NO	0	0	0.0	0	0
11/23 NYG	2	12	6.0	7	0
11/30 @DAL	0	0	0.0	0	0
12/10 @LAC	Inactive				
12/17 ARI	0	0	0.0	0	0
12/24 DEN	Inactive				
12/31 @NYG	0	0	0.0	0	0
TOTALS	4	62	15.5	36	1

30 Kenny Hilliard

	REC	YDS	AVG.	LG	TD
9/10 PHI	Not With Team				
9/17 @LAR	Not With Team				
9/24 OAK	Not With Team				
10/2 @KC	Not With Team				
10/15 SF	Not With Team				
10/23 @PHI	Not With Team				
10/29 DAL	Not With Team				
11/5 @SEA	Not With Team				
11/12 MIN	Not With Team				
11/19 @NO	Not With Team				
11/23 NYG	Not With Team				
11/30 @DAL	Not With Team				
12/10 @LAC	Not With Team				
12/17 ARI	Not With Team				
12/24 DEN	Inactive				
12/31 @NYG	Practice Squad				
TOTALS	0	0	0	0	0

20 Rob Kelley

	REC	YDS	AVG.	LG	TD
9/10 PHI	0	0	0.0	0	0
9/17 @LAR	0	0	0.0	0	0
9/24 OAK	Inactive				
10/2 @KC	0	0	0.0	0	0
10/15 SF	Inactive				
10/23 @PHI	2	14	7.0	9	0
10/29 DAL	0	0	0.0	0	0
11/5 @SEA	0	0	0.0	0	0
11/12 MIN	2	4	2.0	5	0
11/19 @NO	Reserve/Injured				
11/23 NYG	Reserve/Injured				
11/30 @DAL	Reserve/Injured				
12/10 @LAC	Reserve/Injured				
12/17 ARI	Reserve/Injured				
12/24 DEN	Reserve/Injured				
12/31 @NYG	Reserve/Injured				
TOTALS	4	18	4.5	9	0

34 Byron Marshall

	REC	YDS	AVG.	LG	TD
9/10 PHI	Not With Team				
9/17 @LAR	Not With Team				
9/24 OAK	Not With Team				
10/2 @KC	Not With Team				
10/15 SF	Not With Team				
10/23 @PHI	Not With Team				
10/29 DAL	Not With Team				
11/5 @SEA	Not With Team				
11/12 MIN	Not With Team				
11/19 @NO	1	2	2.0	2	0
11/23 NYG	1	12	12.0	12	0
11/30 @DAL	5	24	4.8	10	0
12/10 @LAC	0	0	0.0	0	0
12/17 ARI	Reserve/Injured				
12/24 DEN	Reserve/Injured				
12/31 @NYG	Reserve/Injured				
TOTALS	7	38	5.4	12	0

2017 WASHINGTON REDSKINS STATISTICS

RECEIVING

48 Dare Ogunbowale

	REC	YDS	AVG.	LG	TD
9/10 PHI	Not With Team				
9/17 @LAR	Not With Team				
9/24 OAK	Not With Team				
10/2 @KC	Not With Team				
10/15 SF	Not With Team				
10/23 @PHI	Not With Team				
10/29 DAL	Not With Team				
11/5 @SEA	Not With Team				
11/12 MIN	Not With Team				
11/19 @NO	Not With Team				
11/23 NYG	Not With Team				
11/30 @DAL	Not With Team				
12/10 @LAC	Not With Team				
12/17 ARI	Practice Squad				
12/24 DEN	0	0	0.0	0	0
12/31 @NYG	0	0	0.0	0	0
TOTALS	0	0	0	0	0

84 Niles Paul

	REC	YDS	AVG.	LG	TD
9/10 PHI	0	0	0.0	0	0
9/17 @LAR	0	0	0.0	0	0
9/24 OAK	1	-3	-3.0	-3	0
10/2 @KC	0	0	0.0	0	0
10/15 SF	0	0	0.0	0	0
10/23 @PHI	1	32	32.0	32	0
10/29 DAL	0	0	0.0	0	0
11/5 @SEA	Inactive				
11/12 MIN	Inactive				
11/19 @NO	2	11	5.5	10	0
11/23 NYG	3	16	5.3	8	0
11/30 @DAL	3	12	4.0	5	0
12/10 @LAC	1	15	15.0	15	0
12/17 ARI	1	11	11.0	11	0
12/24 DEN	0	0	0.0	0	0
12/31 @NYG	1	0	0.0	0	0
TOTALS	13	94	7.2	32	0

32 Samaje Perine

	REC	YDS	AVG.	LG	TD
9/10 PHI	0	0	0.0	0	0
9/17 @LAR	1	0	0.0	0	0
9/24 OAK	1	6	6.0	6	0
10/2 @KC	0	0	0.0	0	0
10/15 SF	3	24	8.0	16	1
10/23 @PHI	0	0	0.0	0	0
10/29 DAL	0	0	0.0	0	0
11/5 @SEA	0	0	0.0	0	0
11/12 MIN	1	25	25.0	25	0
11/19 @NO	1	9	9.0	9	0
11/23 NYG	3	30	10.0	11	0
11/30 @DAL	3	31	10.3	17	0
12/10 @LAC	4	7	1.8	6	0
12/17 ARI	2	29	14.5	23	0
12/24 DEN	3	21	7.0	9	0
12/31 @NYG	0	0	0.0	0	0
TOTALS	22	182	8.3	25	1

11 Terrelle Pryor Sr.

	REC	YDS	AVG.	LG	TD
9/10 PHI	6	66	11.0	28	0
9/17 @LAR	2	31	15.5	23	0
9/24 OAK	2	19	9.5	12	0
10/2 @KC	3	70	23.3	44t	1
10/15 SF	3	23	7.7	12	0
10/23 @PHI	2	14	7.0	9	0
10/29 DAL	0	0	0.0	0	0
11/5 @SEA	2	17	8.5	12	0
11/12 MIN	0	0	0.0	0	0
11/19 @NO	Inactive				
11/23 NYG	Reserve/Injured				
11/30 @DAL	Reserve/Injured				
12/10 @LAC	Reserve/Injured				
12/17 ARI	Reserve/Injured				
12/24 DEN	Reserve/Injured				
12/31 @NYG	Reserve/Injured				
TOTALS	20	240	12.0	44t	1

83 Brian Quick

	REC	YDS	AVG.	LG	TD
9/10 PHI	1	11	11.0	11	0
9/17 @LAR	0	0	0.0	0	0
9/24 OAK	0	0	0.0	0	0
10/2 @KC	Inactive				
10/15 SF	0	0	0.0	0	0
10/23 @PHI	0	0	0.0	0	0
10/29 DAL	Inactive				
11/5 @SEA	3	49	16.3	31	0
11/12 MIN	Inactive				
11/19 @NO	Inactive				
11/23 NYG	0	0	0.0	0	0
11/30 @DAL	Inactive				
12/10 @LAC	1	7	7.0	7	0
12/17 ARI	0	0	0.0	0	0
12/24 DEN	1	9	9.0	9	0
12/31 @NYG	0	0	0.0	0	0
TOTALS	6	76	12.7	31	0

86 Jordan Reed

	REC	YDS	AVG.	LG	TD
9/10 PHI	5	36	7.2	9	0
9/17 @LAR	6	48	8.0	16	0
9/24 OAK	Inactive				
10/2 @KC	3	21	7.0	14	0
10/15 SF	4	37	9.3	14	0
10/23 @PHI	8	64	8.0	20	2
10/29 DAL	1	5	5.0	5	0
11/5 @SEA	Inactive				
11/12 MIN	Inactive				
11/19 @NO	Inactive				
11/23 NYG	Inactive				
11/30 @DAL	Inactive				
12/10 @LAC	Inactive				
12/17 ARI	Reserve/Injured				
12/24 DEN	Reserve/Injured				
12/31 @NYG	Reserve/Injured				
TOTALS	27	211	7.8	20	2

2017 WASHINGTON REDSKINS STATISTICS

RECEIVING

87 Jeremy Sprinkle

25 Chris Thompson

	REC	YDS	AVG.	LG	TD
9/10 PHI	Inactive				
9/17 @LAR	Inactive				
9/24 OAK	0	0	0.0	0	0
10/2 @KC	0	0	0.0	0	0
10/15 SF	Inactive				
10/23 @PHI	Inactive				
10/29 DAL	Inactive				
11/5 @SEA	0	0	0.0	0	0
11/12 MIN	0	0	0.0	0	0
11/19 @NO	1	7	7.0	7t	1
11/23 NYG	0	0	0.0	0	0
11/30 @DAL	0	0	0.0	0	0
12/10 @LAC	0	0	0.0	0	0
12/17 ARI	0	0	0.0	0	0
12/24 DEN	1	6	6.0	6	0
12/31 @NYG	0	0	0.0	0	0
TOTALS	2	13	6.5	7t	1

	REC	YDS	AVG.	LG	TD
9/10 PHI	4	52	13.0	29	1
9/17 @LAR	3	29	9.7	15	0
9/24 OAK	6	150	25.0	74	1
10/2 @KC	1	4	4.0	4	0
10/15 SF	4	105	26.3	49	0
10/23 @PHI	5	26	5.2	10	1
10/29 DAL	8	76	9.5	26	0
11/5 @SEA	4	11	2.8	6	0
11/12 MIN	3	41	13.7	27	0
11/19 @NO	1	16	16.0	16t	1
11/23 NYG	Reserve/Injured				
11/30 @DAL	Reserve/Injured				
12/10 @LAC	Reserve/Injured				
12/17 ARI	Reserve/Injured				
12/24 DEN	Reserve/Injured				
12/31 @NYG	Reserve/Injured				
TOTALS	39	510	13.1	74	4

2017 WASHINGTON REDSKINS STATISTICS

DEFENSIVE LINE

95 Jonathan Allen

	TOT	SOLO	ASST.	SACKS/YDS	PD	INT.	FR	FF
9/10 PHI	4	3	1	0-0	0	0	0	0
9/17 @LAR	1	0	1	0-0	0	0	0	0
9/24 OAK	2	0	2	1-7	0	0	0	0
10/2 @KC	3	0	3	0-0	0	0	0	0
10/15 SF	0	0	0	0-0	0	0	0	0
10/23 @PHI	Reserve/Injured							
10/29 DAL	Reserve/Injured							
11/5 @SEA	Reserve/Injured							
11/12 MIN	Reserve/Injured							
11/19 @NO	Reserve/Injured							
11/23 NYG	Reserve/Injured							
11/30 @DAL	Reserve/Injured							
12/10 @LAC	Reserve/Injured							
12/17 ARI	Reserve/Injured							
12/24 DEN	Reserve/Injured							
12/31 @NYG	Reserve/Injured							
TOTALS	10	3	7	1/7	0	0	0	0

63 Brandon Banks

	TOT	SOLO	ASST.	SACKS/YDS	PD	INT.	FR	FF
9/10 PHI	Practice Squad							
9/17 @LAR	Practice Squad							
9/24 OAK	Practice Squad							
10/2 @KC	Practice Squad							
10/15 SF	Practice Squad							
10/23 @PHI	Practice Squad							
10/29 DAL	Practice Squad							
11/5 @SEA	Practice Squad							
11/12 MIN	1	1	0	0-0	0	0	0	0
11/19 @NO	Not With Team							
11/23 NYG	Not With Team							
11/30 @DAL	Not With Team							
12/10 @LAC	Not With Team							
12/17 ARI	Not With Team							
12/24 DEN	Not With Team							
12/31 @NYG	Not With Team							
TOTALS	1	1	0	0/0	0	0	0	0

94 A.J. Francis

	TOT	SOLO	ASST.	SACKS/YDS	PD	INT.	FR	FF
9/10 PHI	Not With Team							
9/17 @LAR	Not With Team							
9/24 OAK	Not With Team							
10/2 @KC	Not With Team							
10/15 SF	Not With Team							
10/23 @PHI	Inactive							
10/29 DAL	Not With Team							
11/5 @SEA	Not With Team							
11/12 MIN	Not With Team							
11/19 @NO	Not With Team							
11/23 NYG	2	0	2	0-0	0	0	0	0
11/30 @DAL	4	1	3	0-0	0	0	0	0
12/10 @LAC	1	1	0	0-0	0	0	0	0
12/17 ARI	3	0	3	0-0	0	0	0	0
12/24 DEN	2	1	1	0-0	0	0	0	0
12/31 @NYG	6	2	4	0-0	0	0	0	0
TOTALS	18	5	13	0/0	0	0	0	0

90 Ziggy Hood

	TOT	SOLO	ASST.	SACKS/YDS	PD	INT.	FR	FF
9/10 PHI	0	0	0	0-0	0	0	0	0
9/17 @LAR	0	0	0	0-0	0	0	0	0
9/24 OAK	0	0	0	0-0	0	0	0	0
10/2 @KC	1	1	0	0.5-5	0	0	0	0
10/15 SF	0	0	0	0-0	0	0	0	0
10/23 @PHI	0	0	0	0-0	0	0	0	0
10/29 DAL	3	3	0	0-0	0	0	0	0
11/5 @SEA	1	1	0	0-0	0	0	0	0
11/12 MIN	2	1	1	0-0	0	0	0	0
11/19 @NO	2	2	0	0-0	0	0	0	0
11/23 NYG	4	2	2	0-0	0	0	0	0
11/30 @DAL	2	1	1	0-0	0	0	0	0
12/10 @LAC	5	3	2	0-0	0	0	0	0
12/17 ARI	4	0	4	0-0	0	0	0	0
12/24 DEN	1	0	1	0-0	0	0	0	0
12/31 @NYG	Inactive							
TOTALS	25	14	11	0.5/5	0	0	0	0

98 Matt Ioannidis

	TOT	SOLO	ASST.	SACKS/YDS	PD	INT.	FR	FF
9/10 PHI	1	0	1	0.5-3.5	0	0	0	0
9/17 @LAR	1	1	0	0-0	0	0	0	0
9/24 OAK	2	1	1	0.5-4	0	0	0	0
10/2 @KC	3	1	2	1-8	0	0	0	0
10/15 SF	3	1	2	1.5-13	0	0	0	0
10/23 @PHI	1	0	1	0-0	0	0	0	0
10/29 DAL	3	2	1	0-0	0	0	0	1
11/5 @SEA	Inactive							
11/12 MIN	Inactive							
11/19 @NO	0	0	0	0-0	0	0	0	0
11/23 NYG	1	0	1	0-0	0	0	0	0
11/30 @DAL	2	1	1	0-0	0	0	0	0
12/10 @LAC	3	2	1	1-5	0	0	0	0
12/17 ARI	2	1	1	0-0	0	0	0	0
12/24 DEN	1	0	1	0-0	0	0	0	0
12/31 @NYG	4	3	1	0-0	0	0	0	0
TOTALS	27	13	14	4.5/33.5	0	0	0	1

96 Arthur Jones

	TOT	SOLO	ASST.	SACKS/YDS	PD	INT.	FR	FF
9/10 PHI	Not With Team							
9/17 @LAR	Not With Team							
9/24 OAK	Not With Team							
10/2 @KC	Not With Team							
10/15 SF	Not With Team							
10/23 @PHI	Not With Team							
10/29 DAL	Not With Team							
11/5 @SEA	0	0	0	0-0	0	0	0	0
11/12 MIN	Reserve/Injured							
11/19 @NO	Reserve/Injured							
11/23 NYG	Reserve/Injured							
11/30 @DAL	Reserve/Injured							
12/10 @LAC	Reserve/Injured							
12/17 ARI	Reserve/Injured							
12/24 DEN	Reserve/Injured							
12/31 @NYG	Reserve/Injured							
TOTALS	0	0	0	0/0	0	0	0	0

2017 WASHINGTON REDSKINS STATISTICS

DEFENSIVE LINE

72 Anthony Lanier II

	TOT	SOLO	ASST.	SACKS/YDS	PD	INT.	FR	FF
9/10 PHI	Inactive							
9/17 @LAR	Inactive							
9/24 OAK	Inactive							
10/2 @KC	Inactive							
10/15 SF	Inactive							
10/23 @PHI	0	0	0	0-0	0	0	0	0
10/29 DAL	3	2	1	0-0	0	0	0	0
11/5 @SEA	0	0	0	0-0	0	0	0	0
11/12 MIN	0	0	0	0-0	0	0	0	0
11/19 @NO	1	1	0	1-4	0	0	0	0
11/23 NYG	2	2	0	1-8	0	0	0	0
11/30 @DAL	0	0	0	0-0	0	0	0	0
12/10 @LAC	4	3	1	1-3	1	0	0	0
12/17 ARI	2	2	0	2-14	3	0	0	1
12/24 DEN	1	0	1	0-0	1	0	1	0
12/31 @NYG	1	1	0	0-0	1	0	0	0
TOTALS	14	11	3	5/29	6	0	1	1

97 Terrell McClain

	TOT	SOLO	ASST.	SACKS/YDS	PD	INT.	FR	FF
9/10 PHI	0	0	0	0-0	0	0	0	0
9/17 @LAR	1	1	0	0-0	0	0	1	0
9/24 OAK	0	0	0	0-0	0	0	0	0
10/2 @KC	3	3	0	1-10	0	0	0	0
10/15 SF	0	0	0	0-0	0	0	0	0
10/23 @PHI	1	1	0	0-0	0	0	0	0
10/29 DAL	6	4	2	0-0	0	0	0	0
11/5 @SEA	5	5	0	1-8	0	0	0	0
11/12 MIN	0	0	0	0-0	0	0	0	0
11/19 @NO	0	0	0	0-0	0	0	0	0
11/23 NYG	Inactive							
11/30 @DAL	Inactive							
12/10 @LAC	Inactive							
12/17 ARI	Inactive							
12/24 DEN	0	0	0	0-0	0	0	0	0
12/31 @NYG	1	1	0	0-0	0	0	0	0
TOTALS	17	15	2	2/18	0	0	1	0

92 Stacy McGee

	TOT	SOLO	ASST.	SACKS/YDS	PD	INT.	FR	FF
9/10 PHI	1	1	0	0-0	1	0	0	0
9/17 @LAR	0	0	0	0-0	0	0	0	0
9/24 OAK	0	0	0	0-0	0	0	0	0
10/2 @KC	3	1	2	0-0	0	0	0	0
10/15 SF	4	2	2	0-0	0	0	0	0
10/23 @PHI	1	0	1	0-0	0	0	0	0
10/29 DAL	1	1	0	0-0	0	0	0	0
11/5 @SEA	4	2	2	0-0	0	0	0	0
11/12 MIN	8	4	4	0-0	0	0	0	0
11/19 @NO	1	0	1	0-0	0	0	0	0
11/23 NYG	6	4	2	0-0	0	0	0	0
11/30 @DAL	5	2	3	0-0	0	0	0	0
12/10 @LAC	3	2	1	0-0	0	0	0	0
12/17 ARI	4	2	2	0-0	0	0	0	0
12/24 DEN	2	2	0	0-0	0	0	0	0
12/31 @NYG	1	1	0	0-0	0	0	0	0
TOTALS	44	24	20	0/0	1	0	0	0

67 Caraun Reid

	TOT	SOLO	ASST.	SACKS/YDS	PD	INT.	FR	FF
9/10 PHI	Not With Team							
9/17 @LAR	Not With Team							
9/24 OAK	Not With Team							
10/2 @KC	Not With Team							
10/15 SF	Not With Team							
10/23 @PHI	Not With Team							
10/29 DAL	Not With Team							
11/5 @SEA	Not With Team							
11/12 MIN	Not With Team							
11/19 @NO	Inactive							
11/23 NYG	Inactive							
11/30 @DAL	Inactive							
12/10 @LAC	Not With Team							
12/17 ARI	Not With Team							
12/24 DEN	Not With Team							
12/31 @NYG	Not With Team							
TOTALS	0	0	0	0/0	0	0	0	0

2017 WASHINGTON REDSKINS STATISTICS

LINEBACKERS

52 Ryan Anderson

	TOT	SOLO	ASST.	SACKS/YDS	PD	INT.	FR	FF
9/10 PHI	0	0	0	0-0	0	0	0	0
9/17 @LAR	0	0	0	0-0	0	0	0	0
9/24 OAK	2	2	0	0-0	0	0	0	0
10/2 @KC	0	0	0	0-0	0	0	0	0
10/15 SF	0	0	0	0-0	0	0	0	0
10/23 @PHI	0	0	0	0-0	0	0	0	0
10/29 DAL	0	0	0	0-0	0	0	0	0
11/5 @SEA	1	0	1	0-0	0	0	0	0
11/12 MIN	1	0	1	0-0	0	0	0	0
11/19 @NO	1	1	0	0-0	0	0	0	0
11/23 NYG	1	1	0	0-0	0	0	0	0
11/30 @DAL	1	0	1	0-0	0	0	0	0
12/10 @LAC	5	5	0	0-0	0	0	0	0
12/17 ARI	2	2	0	0-0	0	0	0	0
12/24 DEN	Inactive							
12/31 @NYG	Inactive							
TOTALS	14	11	3	0/0	0	0	0	0

53 Zach Brown

	TOT	SOLO	ASST.	SACKS/YDS	PD	INT.	FR	FF
9/10 PHI	12	7	5	0-0	0	0	0	0
9/17 @LAR	10	8	2	0-0	0	0	0	0
9/24 OAK	11	5	6	0-0	0	0	0	0
10/2 @KC	9	5	4	0-0	0	0	0	0
10/15 SF	8	6	2	0-0	0	0	0	0
10/23 @PHI	13	10	3	1.5-11	0	0	0	0
10/29 DAL	12	8	4	0-0	0	0	0	0
11/5 @SEA	11	8	3	1-0	0	0	0	0
11/12 MIN	10	5	5	0-0	0	0	0	0
11/19 @NO	5	5	0	0-0	1	0	0	0
11/23 NYG	9	6	3	0-0	1	0	0	0
11/30 @DAL	7	6	1	0-0	0	0	0	0
12/10 @LAC	10	5	5	0-0	0	0	0	0
12/17 ARI	Inactive							
12/24 DEN	Inactive							
12/31 @NYG	Inactive							
TOTALS	127	84	43	2.5/11	2	0	0	0

55 Chris Carter

	TOT	SOLO	ASST.	SACKS/YDS	PD	INT.	FR	FF
9/10 PHI	0	0	0	0-0	0	0	0	0
9/17 @LAR	0	0	0	0-0	0	0	0	0
9/24 OAK	0	0	0	0-0	0	0	0	0
10/2 @KC	0	0	0	0-0	0	0	0	0
10/15 SF	0	0	0	0-0	0	0	0	0
10/23 @PHI	0	0	0	0-0	0	0	0	0
10/29 DAL	0	0	0	0-0	0	0	0	0
11/5 @SEA	0	0	0	0-0	0	0	0	0
11/12 MIN	0	0	0	0-0	0	0	0	0
11/19 @NO	0	0	0	0-0	0	0	0	0
11/23 NYG	0	0	0	0-0	0	0	0	0
11/30 @DAL	0	0	0	0-0	0	0	0	0
12/10 @LAC	0	0	0	0-0	0	0	0	0
12/17 ARI	Reserve/Injured							
12/24 DEN	Reserve/Injured							
12/31 @NYG	Reserve/Injured							
TOTALS	0	0	0	0/0	0	0	0	0

51 Will Compton

	TOT	SOLO	ASST.	SACKS/YDS	PD	INT.	FR	FF
9/10 PHI	0	0	0	0-0	0	0	0	0
9/17 @LAR	0	0	0	0-0	0	0	0	0
9/24 OAK	1	1	0	0-0	0	0	0	0
10/2 @KC	0	0	0	0-0	0	0	0	0
10/15 SF	0	0	0	0-0	0	0	0	0
10/23 @PHI	0	0	0	0-0	0	0	0	0
10/29 DAL	7	3	4	0-0	0	0	0	0
11/5 @SEA	8	7	1	0-0	3	1	0	0
11/12 MIN	1	1	0	0-0	0	0	0	0
11/19 @NO	Reserve/Injured							
11/23 NYG	Reserve/Injured							
11/30 @DAL	Reserve/Injured							
12/10 @LAC	Reserve/Injured							
12/17 ARI	Reserve/Injured							
12/24 DEN	Reserve/Injured							
12/31 @NYG	Reserve/Injured							
TOTALS	17	12	5	0/0	3	1	0	0

54 Mason Foster

	TOT	SOLO	ASST.	SACKS/YDS	PD	INT.	FR	FF
9/10 PHI	9	8	1	0-0	0	0	1	0
9/17 @LAR	6	3	3	0-0	1	1	0	0
9/24 OAK	Inactive							
10/2 @KC	7	6	1	0-0	0	0	0	0
10/15 SF	2	1	1	0-0	0	0	0	0
10/23 @PHI	6	4	2	0.5-5	0	0	0	0
10/29 DAL	Reserve/Injured							
11/5 @SEA	Reserve/Injured							
11/12 MIN	Reserve/Injured							
11/19 @NO	Reserve/Injured							
11/23 NYG	Reserve/Injured							
11/30 @DAL	Reserve/Injured							
12/10 @LAC	Reserve/Injured							
12/17 ARI	Reserve/Injured							
12/24 DEN	Reserve/Injured							
12/31 @NYG	Reserve/Injured							
TOTALS	30	22	8	0.5/5	1	1	1	0

58 Junior Galette

	TOT	SOLO	ASST.	SACKS/YDS	PD	INT.	FR	FF
9/10 PHI	0	0	0	0-0	0	0	0	0
9/17 @LAR	2	2	0	0-0	0	0	0	0
9/24 OAK	1	0	1	0.5-3	1	0	0	0
10/2 @KC	1	1	0	0-0	0	0	0	0
10/15 SF	0	0	0	0-0	0	0	0	0
10/23 @PHI	5	4	1	0.5-4	0	0	0	0
10/29 DAL	1	0	1	0-0	0	0	0	0
11/5 @SEA	0	0	0	0-0	0	0	0	0
11/12 MIN	3	1	2	0-0	0	0	0	0
11/19 @NO	0	0	0	0-0	0	0	0	0
11/23 NYG	1	1	0	1-13	0	0	0	1
11/30 @DAL	1	0	1	0-0	0	0	0	0
12/10 @LAC	1	1	0	0-0	0	0	0	0
12/17 ARI	2	1	1	1-7	1	0	0	0
12/24 DEN	3	2	1	0-0	0	0	0	0
12/31 @NYG	1	1	0	0-0	0	0	0	0
TOTALS	22	14	8	2/20	2	0	0	1

2017 WASHINGTON REDSKINS STATISTICS

LINEBACKERS

40 Josh Harvey-Clemons

	TOT	SOLO	ASST.	SACKS/YDS	PD	INT.	FR	FF
9/10 PHI	Inactive							
9/17 @LAR	Inactive							
9/24 OAK	Did Not Play							
10/2 @KC	Inactive							
10/15 SF	Inactive							
10/23 @PHI	Inactive							
10/29 DAL	0	0	0	0-0	0	0	0	0
11/5 @SEA	0	0	0	0-0	0	0	0	0
11/12 MIN	0	0	0	0-0	0	0	0	0
11/19 @NO	0	0	0	0-0	0	0	0	0
11/23 NYG	2	0	2	0-0	0	0	0	0
11/30 @DAL	1	0	1	0.5-4.5	0	0	0	0
12/10 @LAC	0	0	0	0-0	0	0	0	0
12/17 ARI	2	2	0	0-0	0	0	0	0
12/24 DEN	4	2	2	0-0	0	0	0	0
12/31 @NYG	2	2	0	0-0	1	0	0	0
TOTALS	11	6	5	0.5/4.5	1	0	0	0

91 Ryan Kerrigan

	TOT	SOLO	ASST.	SACKS/YDS	PD	INT.	FR	FF
9/10 PHI	3	2	1	0.5-3.5	1	1	0	0
9/17 @LAR	1	1	0	1-5	0	0	0	1
9/24 OAK	4	4	0	1-5	0	0	0	0
10/2 @KC	1	0	1	0-0	0	0	0	0
10/15 SF	2	1	1	1-11	0	0	0	0
10/23 @PHI	6	2	4	0.5-4	0	0	0	1
10/29 DAL	2	2	0	2-5	0	0	0	0
11/5 @SEA	3	2	1	0-0	0	0	0	0
11/12 MIN	1	1	0	0-0	0	0	0	0
11/19 @NO	4	4	0	1-6	0	0	0	0
11/23 NYG	5	3	2	2-6	0	0	0	0
11/30 @DAL	4	3	1	0-0	0	0	0	0
12/10 @LAC	2	2	0	0-0	0	0	0	0
12/17 ARI	2	2	0	0-0	0	0	0	0
12/24 DEN	4	3	1	2-17	0	0	0	0
12/31 @NYG	2	2	0	2-11	0	0	0	1
TOTALS	46	34	12	13/73.5	1	1	0	3

41 Otha Peters

	TOT	SOLO	ASST.	SACKS/YDS	PD	INT.	FR	FF
9/10 PHI	Not With Team							
9/17 @LAR	Not With Team							
9/24 OAK	Not With Team							
10/2 @KC	Not With Team							
10/15 SF	Not With Team							
10/23 @PHI	Not With Team							
10/29 DAL	Not With Team							
11/5 @SEA	Not With Team							
11/12 MIN	Not With Team							
11/19 @NO	Practice Squad							
11/23 NYG	Practice Squad							
11/30 @DAL	Practice Squad							
12/10 @LAC	Practice Squad							
12/17 ARI	0	0	0	0-0	0	0	0	0
12/24 DEN	0	0	0	0-0	0	0	0	0
12/31 @NYG	0	0	0	0-0	0	0	0	0
TOTALS	0	0	0	0/0	0	0	0	0

45 Pete Robertson

	TOT	SOLO	ASST.	SACKS/YDS	PD	INT.	FR	FF
9/10 PHI	Practice Squad							
9/17 @LAR	Practice Squad							
9/24 OAK	Practice Squad							
10/2 @KC	Practice Squad							
10/15 SF	Practice Squad							
10/23 @PHI	Practice Squad							
10/29 DAL	Practice Squad							
11/5 @SEA	Practice Squad							
11/12 MIN	Practice Squad							
11/19 @NO	Practice Squad							
11/23 NYG	0	0	0	0-0	0	0	0	0
11/30 @DAL	Inactive							
12/10 @LAC	Practice Squad							
12/17 ARI	0	0	0	0-0	0	0	0	0
12/24 DEN	1	1	0	0-0	0	0	0	0
12/31 @NYG	1	0	1	0-0	0	0	0	0
TOTALS	2	1	1	0/0	0	0	0	0

94 Preston Smith

	TOT	SOLO	ASST.	SACKS/YDS	PD	INT.	FR	FF
9/10 PHI	4	4	0	1-2	0	0	0	0
9/17 @LAR	3	2	1	1-7	0	0	0	0
9/24 OAK	2	2	0	1-3	1	0	0	0
10/2 @KC	2	1	1	1-9	0	0	0	0
10/15 SF	2	1	1	0.5-5	0	0	0	0
10/23 @PHI	5	5	0	0-0	0	0	0	0
10/29 DAL	1	1	0	0-0	0	0	0	0
11/5 @SEA	1	0	1	0-0	0	0	0	0
11/12 MIN	2	1	1	0-0	0	0	0	0
11/19 @NO	4	3	1	0-0	0	0	0	0
11/23 NYG	0	0	0	0-0	0	0	0	0
11/30 @DAL	5	1	4	0.5-4.5	0	0	0	0
12/10 @LAC	0	0	0	0-0	0	0	0	0
12/17 ARI	3	3	0	1-5	1	1	1	0
12/24 DEN	5	5	0	2-5	0	0	0	1
12/31 @NYG	3	2	1	0-0	1	1	0	0
TOTALS	42	31	11	8/40.5	3	2	1	1

50 Martrell Spaight

	TOT	SOLO	ASST.	SACKS/YDS	PD	INT.	FR	FF
9/10 PHI	0	0	0	0-0	0	0	0	0
9/17 @LAR	0	0	0	0-0	0	0	0	0
9/24 OAK	9	3	6	0-0	0	0	1	0
10/2 @KC	8	6	2	0-0	0	0	0	0
10/15 SF	0	0	0	0-0	0	0	0	0
10/23 @PHI	0	0	0	0-0	0	0	0	0
10/29 DAL	6	4	2	0-0	0	0	0	0
11/5 @SEA	0	0	0	0-0	0	0	0	0
11/12 MIN	7	2	5	0-0	0	0	0	0
11/19 @NO	7	3	4	0-0	1	0	0	0
11/23 NYG	Inactive							
11/30 @DAL	1	1	0	0-0	0	0	0	0
12/10 @LAC	2	2	0	0-0	0	0	0	0
12/17 ARI	8	6	2	0-0	0	0	0	0
12/24 DEN	8	5	3	0-0	1	0	0	0
12/31 @NYG	13	9	4	0-0	0	0	0	0
TOTALS	69	41	28	0/0	2	0	1	0

2017 WASHINGTON REDSKINS STATISTICS

LINEBACKERS

56 Zach Vigil

	TOT	SOLO	ASST.	SACKS/YDS	PD	INT.	FR	FF
9/10 PHI	Not With Team							
9/17 @LAR	Not With Team							
9/24 OAK	Not With Team							
10/2 @KC	Not With Team							
10/15 SF	Not With Team							
10/23 @PHI	Not With Team							
10/29 DAL	Not With Team							
11/5 @SEA	Not With Team							
11/12 MIN	Not With Team							
11/19 @NO	0	0	0	0-0	0	0	0	0
11/23 NYG	4	2	2	0-0	0	0	0	0
11/30 @DAL	6	4	2	0-0	0	0	0	0
12/10 @LAC	9	7	2	0-0	0	0	0	0
12/17 ARI	8	6	2	0-0	1	0	0	0
12/24 DEN	14	12	2	0-0	0	0	1	0
12/31 @NYG	14	6	8	0-0	1	0	0	0
TOTALS	55	37	18	0/0	2	0	1	0

2017 WASHINGTON REDSKINS STATISTICS

DEFENSIVE BACKS

26 Bashaud Breland

	TOT	SOLO	ASST.	SACKS/YDS	PD	INT.	FR	FF
9/10 PHI	2	1	1	0-0	1	0	0	0
9/17 @LAR	1	1	0	0-0	0	0	0	0
9/24 OAK	3	1	2	0-0	1	0	0	0
10/2 @KC	6	6	0	0-0	1	0	0	0
10/15 SF	6	6	0	0-0	1	0	0	0
10/23 @PHI	2	2	0	0-0	2	0	0	0
10/29 DAL	Inactive							
11/5 @SEA	2	1	1	0-0	1	0	0	0
11/12 MIN	3	1	2	0-0	0	0	0	0
11/19 @NO	2	2	0	0-0	3	0	0	0
11/23 NYG	2	1	1	0-0	2	0	0	0
11/30 @DAL	2	2	0	0-0	1	0	0	0
12/10 @LAC	6	4	2	0-0	1	1	0	0
12/17 ARI	4	3	1	0-0	1	0	0	0
12/24 DEN	4	2	2	0-0	1	0	0	0
12/31 @NYG	2	1	1	0-0	3	0	0	0
TOTALS	47	34	13	0/0	19	1	0	0

47 Quinton Dunbar

	TOT	SOLO	ASST.	SACKS/YDS	PD	INT.	FR	FF
9/10 PHI	0	0	0	0-0	0	0	0	0
9/17 @LAR	0	0	0	0-0	0	0	0	0
9/24 OAK	1	1	0	0-0	0	0	0	0
10/2 @KC	4	4	0	0-0	0	0	0	0
10/15 SF	8	6	2	0-0	2	0	0	0
10/23 @PHI	4	4	0	0-0	2	1	0	0
10/29 DAL	2	2	0	0-0	2	0	0	0
11/5 @SEA	3	3	0	0-0	1	0	0	0
11/12 MIN	0	0	0	0-0	0	0	0	0
11/19 @NO	Inactive							
11/23 NYG	0	0	0	0-0	0	0	0	0
11/30 @DAL	1	1	0	0-0	0	0	0	0
12/10 @LAC	4	2	2	0-0	1	0	0	0
12/17 ARI	0	0	0	0-0	0	0	0	0
12/24 DEN	1	1	0	0-0	0	0	0	0
12/31 @NYG	0	0	0	0-0	0	0	0	0
TOTALS	28	24	4	0/0	8	1	0	0

22 Deshazor Everett

	TOT	SOLO	ASST.	SACKS/YDS	PD	INT.	FR	FF
9/10 PHI	7	2	5	0-0	0	0	0	0
9/17 @LAR	0	0	0	0-0	0	0	0	0
9/24 OAK	0	0	0	0-0	1	0	0	0
10/2 @KC	3	3	0	0-0	0	0	0	0
10/15 SF	Inactive							
10/23 @PHI	Inactive							
10/29 DAL	0	0	0	0-0	0	0	0	0
11/5 @SEA	0	0	0	0-0	0	0	0	0
11/12 MIN	3	2	1	0-0	0	0	0	0
11/19 @NO	0	0	0	0-0	0	0	0	0
11/23 NYG	6	4	2	0-0	0	0	0	0
11/30 @DAL	6	3	3	0-0	1	0	0	0
12/10 @LAC	11	6	5	0-0	1	0	0	0
12/17 ARI	4	3	1	0-0	1	0	0	0
12/24 DEN	2	1	1	0-0	0	0	0	1
12/31 @NYG	10	7	3	0-0	1	0	0	0
TOTALS	52	31	21	0/0	5	0	0	1

29 Kendall Fuller

	TOT	SOLO	ASST.	SACKS/YDS	PD	INT.	FR	FF
9/10 PHI	5	4	1	0-0	1	0	0	0
9/17 @LAR	4	4	0	0-0	0	0	0	0
9/24 OAK	3	1	2	0-0	1	1	0	1
10/2 @KC	2	2	0	0-0	0	0	0	0
10/15 SF	1	1	0	0-0	2	1	0	0
10/23 @PHI	4	4	0	0-0	0	0	0	0
10/29 DAL	3	1	2	0-0	0	0	0	0
11/5 @SEA	4	3	1	0-0	1	1	0	0
11/12 MIN	3	2	1	0-0	0	0	0	0
11/19 @NO	7	5	2	0-0	0	0	0	0
11/23 NYG	0	0	0	0-0	1	1	0	0
11/30 @DAL	4	3	1	0-0	0	0	0	0
12/10 @LAC	2	2	0	0-0	0	0	0	0
12/17 ARI	8	6	2	0-0	2	0	0	0
12/24 DEN	2	2	0	0-0	1	0	0	0
12/31 @NYG	2	2	0	0-0	1	0	0	0
TOTALS	54	42	12	0/0	10	4	0	1

23 DeAngelo Hall

	TOT	SOLO	ASST.	SACKS/YDS	PD	INT.	FR	FF
9/10 PHI	Reserve/Physically Unable to Perform							
9/17 @LAR	Reserve/Physically Unable to Perform							
9/24 OAK	Reserve/Physically Unable to Perform							
10/2 @KC	Reserve/Physically Unable to Perform							
10/15 SF	Reserve/Physically Unable to Perform							
10/23 @PHI	Reserve/Physically Unable to Perform							
10/29 DAL	Reserve/Physically Unable to Perform							
11/5 @SEA	5	4	1	0-0	2	0	0	0
11/12 MIN	3	2	1	0-0	0	0	0	0
11/19 @NO	6	5	1	0-0	0	0	0	0
11/23 NYG	0	0	0	0-0	0	0	0	0
11/30 @DAL	0	0	0	0-0	0	0	0	0
12/10 @LAC	0	0	0	0-0	0	0	0	0
12/17 ARI	Did Not Play							
12/24 DEN	Inactive							
12/31 @NYG	Inactive							
TOTALS	14	11	3	0/0	2	0	0	0

38 Joshua Holsey

	TOT	SOLO	ASST.	SACKS/YDS	PD	INT.	FR	FF
9/10 PHI	Inactive							
9/17 @LAR	Inactive							
9/24 OAK	Inactive							
10/2 @KC	Inactive							
10/15 SF	0	0	0	0-0	0	0	0	0
10/23 @PHI	0	0	0	0-0	0	0	0	0
10/29 DAL	0	0	0	0-0	0	0	0	0
11/5 @SEA	0	0	0	0-0	0	0	0	0
11/12 MIN	0	0	0	0-0	0	0	0	0
11/19 @NO	0	0	0	0-0	0	0	0	0
11/23 NYG	0	0	0	0-0	0	0	0	0
11/30 @DAL	0	0	0	0-0	0	0	0	0
12/10 @LAC	0	0	0	0-0	0	0	0	0
12/17 ARI	0	0	0	0-0	0	0	0	0
12/24 DEN	0	0	0	0-0	0	0	0	0
12/31 @NYG	0	0	0	0-0	0	0	0	0
TOTALS	0	0	0	0/0	0	0	0	0

2017 WASHINGTON REDSKINS STATISTICS

DEFENSIVE BACKS

39 Stefan McClure

	TOT	SOLO	ASST.	SACKS/YDS	PD	INT.	FR	FF
9/10 PHI	0	0	0	0-0	0	0	0	0
9/17 @LAR	0	0	0	0-0	0	0	0	0
9/24 OAK	0	0	0	0-0	0	0	0	0
10/2 @KC	1	1	0	0-0	0	0	0	0
10/15 SF	0	0	0	0-0	0	0	0	0
10/23 @PHI	0	0	0	0-0	0	0	0	0
10/29 DAL	0	0	0	0-0	0	0	0	0
11/5 @SEA	Reserve/Injured							
11/12 MIN	Not With Team							
11/19 @NO	Not With Team							
11/23 NYG	Not With Team							
11/30 @DAL	Not With Team							
12/10 @LAC	Not With Team							
12/17 ARI	Not With Team							
12/24 DEN	Not With Team							
12/31 @NYG	Not With Team							
TOTALS	1	1	0	0/0	0	0	0	0

31 Fabian Moreau

	TOT	SOLO	ASST.	SACKS/YDS	PD	INT.	FR	FF
9/10 PHI	0	0	0	0-0	0	0	0	0
9/17 @LAR	0	0	0	0-0	0	0	0	0
9/24 OAK	1	0	1	0-0	0	0	0	0
10/2 @KC	2	1	1	0-0	0	0	0	0
10/15 SF	3	2	1	0-0	1	0	0	0
10/23 @PHI	0	0	0	0-0	0	0	0	0
10/29 DAL	0	0	0	0-0	0	0	0	0
11/5 @SEA	0	0	0	0-0	0	0	0	0
11/12 MIN	0	0	0	0-0	0	0	0	0
11/19 @NO	0	0	0	0-0	0	0	0	0
11/23 NYG	0	0	0	0-0	0	0	0	0
11/30 @DAL	0	0	0	0-0	0	0	0	0
12/10 @LAC	0	0	0	0-0	0	0	0	0
12/17 ARI	0	0	0	0-0	0	0	0	0
12/24 DEN	1	1	0	0-0	0	0	0	0
12/31 @NYG	0	0	0	0-0	0	0	0	0
TOTALS	7	4	3	0/0	1	0	0	0

35 Montae Nicholson

	TOT	SOLO	ASST.	SACKS/YDS	PD	INT.	FR	FF
9/10 PHI	0	0	0	0-0	0	0	0	0
9/17 @LAR	2	2	0	0-0	0	0	0	0
9/24 OAK	1	1	0	0-0	1	1	0	0
10/2 @KC	3	3	0	0-0	0	0	0	0
10/15 SF	6	4	2	0-0	1	0	0	0
10/23 @PHI	3	1	2	0-0	0	0	0	0
10/29 DAL	5	3	2	0-0	0	0	0	0
11/5 @SEA	Did Not Play							
11/12 MIN	Inactive							
11/19 @NO	4	4	0	0-0	0	0	0	0
11/23 NYG	Inactive							
11/30 @DAL	Inactive							
12/10 @LAC	Inactive							
12/17 ARI	Inactive							
12/24 DEN	Reserve/Injured							
12/31 @NYG	Reserve/Injured							
TOTALS	24	18	6	0/0	2	1	0	0

24 Josh Norman

	TOT	SOLO	ASST.	SACKS/YDS	PD	INT.	FR	FF
9/10 PHI	3	2	1	0-0	3	0	0	0
9/17 @LAR	6	5	1	0-0	0	0	0	2
9/24 OAK	3	2	1	0-0	0	0	0	0
10/2 @KC	2	1	1	0-0	1	0	0	0
10/15 SF	Inactive							
10/23 @PHI	Inactive							
10/29 DAL	4	2	2	0-0	0	0	1	0
11/5 @SEA	6	5	1	0-0	1	0	0	0
11/12 MIN	9	7	2	0-0	0	0	0	0
11/19 @NO	7	5	2	0-0	0	0	0	0
11/23 NYG	1	1	0	0-0	1	0	0	0
11/30 @DAL	4	4	0	0-0	0	0	0	0
12/10 @LAC	3	3	0	0-0	1	0	0	0
12/17 ARI	6	3	3	0-0	1	0	0	0
12/24 DEN	5	4	1	0-0	0	0	0	0
12/31 @NYG	5	3	2	0-0	1	0	0	0
TOTALS	64	47	17	0/0	9	0	1	2

37 Fish Smithson

	TOT	SOLO	ASST.	SACKS/YDS	PD	INT.	FR	FF
9/10 PHI	Practice Squad							
9/17 @LAR	Practice Squad							
9/24 OAK	Practice Squad							
10/2 @KC	Practice Squad							
10/15 SF	Practice Squad							
10/23 @PHI	Practice Squad							
10/29 DAL	Practice Squad							
11/5 @SEA	Practice Squad							
11/12 MIN	Practice Squad							
11/19 @NO	Practice Squad							
11/23 NYG	Practice Squad							
11/30 @DAL	Practice Squad							
12/10 @LAC	Practice Squad							
12/17 ARI	Practice Squad							
12/24 DEN	0	0	0	0-0	0	0	0	0
12/31 @NYG	0	0	0	0-0	0	0	0	0
TOTALS	0	0	0	0.5/5	0	0	0	0

36 D.J. Swearingen

	TOT	SOLO	ASST.	SACKS/YDS	PD	INT.	FR	FF
9/10 PHI	5	5	0	0-0	1	0	0	0
9/17 @LAR	4	4	0	0-0	0	0	0	0
9/24 OAK	2	1	1	0-0	0	0	0	0
10/2 @KC	5	5	0	0.5-5	0	0	0	0
10/15 SF	6	3	3	0-0	1	0	0	0
10/23 @PHI	4	4	0	0-0	0	0	0	0
10/29 DAL	7	5	2	0-0	0	0	0	0
11/5 @SEA	3	2	1	0-0	2	0	0	0
11/12 MIN	5	3	2	0-0	2	2	0	0
11/19 @NO	6	5	1	0-0	1	1	0	0
11/23 NYG	4	3	1	0-0	0	0	0	0
11/30 @DAL	6	5	1	0-0	0	0	0	0
12/10 @LAC	3	2	1	0-0	1	0	0	0
12/17 ARI	4	3	1	0-0	1	0	0	0
12/24 DEN	4	3	1	0-0	1	1	0	0
12/31 @NYG	11	9	2	0-0	0	0	0	1
TOTALS	79	62	17	0.5/5	10	4	0	1

2017 WASHINGTON REDSKINS STATISTICS

KICKOFF RETURNS

39 Kapri Bibbs

	NO.	YDS	AVG.	FC	LG	TD
9/10 PHI	Not With Team					
9/17 @LAR	Not With Team					
9/24 OAK	Not With Team					
10/2 @KC	Not With Team					
10/15 SF	Not With Team					
10/23 @PHI	Not With Team					
10/29 DAL	Not With Team					
11/5 @SEA	Not With Team					
11/12 MIN	Not With Team					
11/19 @NO	Not With Team					
11/23 NYG	Not With Team					
11/30 @DAL	Practice Squad					
12/10 @LAC	Practice Squad					
12/17 ARI	0	0	0.0	0	0	0
12/24 DEN	0	0	0.0	0	0	0
12/31 @NYG	2	17	8.5	0	17	0
TOTALS	2	17	8.5	0	17	0

26 Bashaud Breeland

	NO.	YDS	AVG.	FC	LG	TD
9/10 PHI	3	59	19.7	0	24	0
9/17 @LAR	0	0	0.0	0	0	0
9/24 OAK	0	0	0.0	0	0	0
10/2 @KC	0	0	0.0	0	0	0
10/15 SF	0	0	0.0	0	0	0
10/23 @PHI	0	0	0.0	0	0	0
10/29 DAL	Inactive					
11/5 @SEA	0	0	0.0	0	0	0
11/12 MIN	0	0	0.0	0	0	0
11/19 @NO	0	0	0.0	0	0	0
11/23 NYG	0	0	0.0	0	0	0
11/30 @DAL	0	0	0.0	0	0	0
12/10 @LAC	4	88	22.0	0	35	0
12/17 ARI	3	61	20.3	0	30	0
12/24 DEN	0	0	0.0	0	0	0
12/31 @NYG	0	0	0.0	0	0	0
TOTALS	10	208	19.7	0	35	0

29 Kendall Fuller

	NO.	YDS	AVG.	FC	LG	TD
9/10 PHI	0	0	0.0	0	0	0
9/17 @LAR	0	0	0.0	0	0	0
9/24 OAK	0	0	0.0	0	0	0
10/2 @KC	0	0	0.0	0	0	0
10/15 SF	0	0	0.0	0	0	0
10/23 @PHI	0	0	0.0	0	0	0
10/29 DAL	0	0	0.0	0	0	0
11/5 @SEA	0	0	0.0	0	0	0
11/12 MIN	0	0	0.0	0	0	0
11/19 @NO	0	0	0.0	0	0	0
11/23 NYG	0	0	0.0	0	0	0
11/30 @DAL	1	12	12.0	0	12	0
12/10 @LAC	0	0	0.0	0	0	0
12/17 ARI	0	0	0.0	0	0	0
12/24 DEN	0	0	0.0	0	0	0
12/31 @NYG	0	0	0.0	0	0	0
TOTALS	1	12	12.0	0	12	0

13 Maurice Harris

	NO.	YDS	AVG.	FC	LG	TD
9/10 PHI	Practice Squad					
9/17 @LAR	Practice Squad					
9/24 OAK	Practice Squad					
10/2 @KC	Practice Squad					
10/15 SF	Practice Squad					
10/23 @PHI	Practice Squad					
10/29 DAL	Practice Squad					
11/5 @SEA	Practice Squad					
11/12 MIN	1	24	24.0	0	24	0
11/19 @NO	0	0	0.0	0	0	0
11/23 NYG	0	0	0.0	0	0	0
11/30 @DAL	1	13	13.0	0	13	0
12/10 @LAC	Inactive					
12/17 ARI	1	34	34.0	0	34	0
12/24 DEN	Inactive					
12/31 @NYG	0	0	0.0	0	0	0
TOTALS	3	71	23.7	0	34	0

20 Rob Kelley

	NO.	YDS	AVG.	FC	LG	TD
9/10 PHI	0	0	0.0	0	0	0
9/17 @LAR	0	0	0.0	0	0	0
9/24 OAK	Inactive					
10/2 @KC	0	0	0.0	0	0	0
10/15 SF	Inactive					
10/23 @PHI	0	0	0.0	0	0	0
10/29 DAL	0	0	0.0	0	0	0
11/5 @SEA	1	16	16.0	0	16	0
11/12 MIN	0	0	0.0	0	0	0
11/19 @NO	Reserve/Injured					
11/23 NYG	Reserve/Injured					
11/30 @DAL	Reserve/Injured					
12/10 @LAC	Reserve/Injured					
12/17 ARI	Reserve/Injured					
12/24 DEN	Reserve/Injured					
12/31 @NYG	Reserve/Injured					
TOTALS	1	16	16.0	0	16	0

34 Byron Marshall

	NO.	YDS	AVG.	FC	LG	TD
9/10 PHI	Not With Team					
9/17 @LAR	Not With Team					
9/24 OAK	Not With Team					
10/2 @KC	Not With Team					
10/15 SF	Not With Team					
10/23 @PHI	Not With Team					
10/29 DAL	Not With Team					
11/5 @SEA	Not With Team					
11/12 MIN	Not With Team					
11/19 @NO	0	0	0.0	0	0	0
11/23 NYG	2	38	19.0	0	21	0
11/30 @DAL	1	29	29.0	0	29	0
12/10 @LAC	1	22	22.0	0	22	0
12/17 ARI	Reserve/Injured					
12/24 DEN	Reserve/Injured					
12/31 @NYG	Reserve/Injured					
TOTALS	4	89	22.3	0	29	0

2017 WASHINGTON REDSKINS STATISTICS

KICKOFF RETURNS

84 Niles Paul

	NO.	YDS	AVG.	FC	LG	TD
9/10 PHI	0	0	0.0	0	0	0
9/17 @LAR	0	0	0.0	0	0	0
9/24 OAK	0	0	0.0	0	0	0
10/2 @KC	0	0	0.0	0	0	0
10/15 SF	0	0	0.0	0	0	0
10/23 @PHI	0	0	0.0	0	0	0
10/29 DAL	0	0	0.0	0	0	0
11/5 @SEA	Inactive					
11/12 MIN	Inactive					
11/19 @NO	0	0	0.0	0	0	0
11/23 NYG	0	0	0.0	0	0	0
11/30 @DAL	0	0	0.0	0	0	0
12/10 @LAC	1	18	18.0	0	18	0
12/17 ARI	0	0	0.0	0	0	0
12/24 DEN	2	29	14.5	0	24	0
12/31 @NYG	0	0	0.0	0	0	0
TOTALS	3	47	15.7	0	24	0

32 Samaje Perine

	NO.	YDS	AVG.	FC	LG	TD
9/10 PHI	0	0	0.0	0	0	0
9/17 @LAR	0	0	0.0	0	0	0
9/24 OAK	0	0	0.0	0	0	0
10/2 @KC	0	0	0.0	0	0	0
10/15 SF	0	0	0.0	0	0	0
10/23 @PHI	0	0	0.0	0	0	0
10/29 DAL	0	0	0.0	0	0	0
11/5 @SEA	1	20	20.0	0	20	0
11/12 MIN	1	28	28.0	0	28	0
11/19 @NO	0	0	0.0	0	0	0
11/23 NYG	0	0	0.0	0	0	0
11/30 @DAL	0	0	0.0	0	0	0
12/10 @LAC	0	0	0.0	0	0	0
12/17 ARI	0	0	0.0	0	0	0
12/24 DEN	0	0	0.0	0	0	0
12/31 @NYG	0	0	0.0	0	0	0
TOTALS	2	48	24.0	0	28	0

25 Chris Thompson

	NO.	YDS	AVG.	FC	LG	TD
9/10 PHI	1	18	18.0	0	18	0
9/17 @LAR	1	16	16.0	0	16	0
9/24 OAK	0	0	0.0	0	0	0
10/2 @KC	0	0	0.0	0	0	0
10/15 SF	0	0	0.0	0	0	0
10/23 @PHI	1	18	18.0	0	18	0
10/29 DAL	3	61	20.3	0	22	0
11/5 @SEA	0	0	0.0	0	0	0
11/12 MIN	2	52	26.0	0	29	0
11/19 @NO	0	0	0.0	0	0	0
11/23 NYG	Reserve/Injured					
11/30 @DAL	Reserve/Injured					
12/10 @LAC	Reserve/Injured					
12/17 ARI	Reserve/Injured					
12/24 DEN	Reserve/Injured					
12/31 @NYG	Reserve/Injured					
TOTALS	8	165	20.6	0	29	0

2017 WASHINGTON REDSKINS STATISTICS

PUNT RETURNS

80 Jamison Crowder

	NO.	YDS	AVG.	FC	LG	TD
9/10 PHI	2	3	1.5	1	3	0
9/17 @LAR	2	13	6.5	0	13	0
9/24 OAK	4	23	5.8	2	18	0
10/2 @KC	0	0	0.0	1	0	0
10/15 SF	1	6	6.0	4	6	0
10/23 @PHI	3	24	8.0	0	14	0
10/29 DAL	1	-1	-1.0	1	-1	0
11/5 @SEA	Inactive					
11/12 MIN	0	0	0.0	2	0	0
11/19 @NO	0	0	0.0	2	0	0
11/23 NYG	4	20	5.0	1	14	0
11/30 @DAL	1	4	4.0	2	4	0
12/10 @LAC	3	12	4.0	1	10	0
12/17 ARI	2	18	9.0	1	9	0
12/24 DEN	1	3	3.0	1	3	0
12/31 @NYG	3	46	15.3	2	29	0
TOTALS	27	171	6.3	21	29	0

23 DeAngelo Hall

	NO.	YDS	AVG.	FC	LG	TD
9/10 PHI	Reserve/Physically Unable to Perform					
9/17 @LAR	Reserve/Physically Unable to Perform					
9/24 OAK	Reserve/Physically Unable to Perform					
10/2 @KC	Reserve/Physically Unable to Perform					
10/15 SF	Reserve/Physically Unable to Perform					
10/23 @PHI	Reserve/Physically Unable to Perform					
10/29 DAL	Reserve/Physically Unable to Perform					
11/5 @SEA	2	7	3.5	0	7	0
11/12 MIN	0	0	0.0	0	0	0
11/19 @NO	0	0	0.0	0	0	0
11/23 NYG	0	0	0.0	0	0	0
11/30 @DAL	0	0	0.0	0	0	0
12/10 @LAC	0	0	0.0	0	0	0
12/17 ARI	Did Not Play					
12/24 DEN	Inactive					
12/31 @NYG	Inactive					
TOTALS	2	7	3.5	0	7	0

13 Maurice Harris

	NO.	YDS	AVG.	FC	LG	TD
9/10 PHI	Practice Squad					
9/17 @LAR	Practice Squad					
9/24 OAK	Practice Squad					
10/2 @KC	Practice Squad					
10/15 SF	Practice Squad					
10/23 @PHI	Practice Squad					
10/29 DAL	Practice Squad					
11/5 @SEA	Practice Squad					
11/12 MIN	0	0	0.0	0	0	0
11/19 @NO	0	0	0.0	0	0	0
11/23 NYG	0	0	0.0	1	0	0
11/30 @DAL	0	0	0.0	0	0	0
12/10 @LAC	Inactive					
12/17 ARI	0	0	0.0	0	0	0
12/24 DEN	Inactive					
12/31 @NYG	0	0	0.0	0	0	0
TOTALS	0	0	0	1	0	0

2017 WASHINGTON REDSKINS STATISTICS

KICKING

3 Dustin Hopkins

	XP - XPA	Under 20	20-29 Yds	30-39 Yds	40-49 Yds	50+ Yds	Total	OPPONENTS' KICKOFF RETURNS				
		FG - FGA	FG - FGA	FG - FGA	FG - FGA	FG - FGA	FG - FGA	NO.	YDS	AVG.	TB	TD
9/10 PHI	2 - 2	0 - 0	0 - 0	1 - 1	0 - 0	0 - 0	1 - 1	1	8	8.0	3	0
9/17 @LAR	3 - 3	0 - 0	1 - 1	0 - 0	1 - 1	0 - 1	2 - 3	3	59	19.7	3	0
9/24 OAK	3 - 3	0 - 0	2 - 2	0 - 0	0 - 0	0 - 1	2 - 3	1	27	27.0	5	0
10/2 @KC	2 - 2	1 - 1	0 - 0	0 - 0	1 - 1	0 - 0	2 - 2	2	43	21.5	3	0
10/15 SF	2 - 3	0 - 0	1 - 1	0 - 0	1 - 1	0 - 0	2 - 2	0	0	0.0	6	0
10/23 @PHI	Reserve/Injured											
10/29 DAL	Reserve/Injured											
11/5 @SEA	Reserve/Injured											
11/12 MIN	Reserve/Injured											
11/19 @NO	Reserve/Injured											
11/23 NYG	Reserve/Injured											
11/30 @DAL	Reserve/Injured											
12/10 @LAC	Reserve/Injured											
12/17 ARI	2 - 2	0 - 0	1 - 1	1 - 1	0 - 0	0 - 0	2 - 2	2	18	9.0	3	0
12/24 DEN	3 - 3	0 - 0	2 - 2	0 - 0	0 - 0	0 - 0	2 - 2	2	26	13.0	4	0
12/31 @NYG	1 - 1	0 - 0	0 - 0	0 - 0	1 - 2	0 - 0	1 - 2	0	0	0.0	2	0
TOTALS	18 - 19	1 - 1	7 - 7	2 - 2	4 - 5	0 - 2	14 - 17	11	181	16.5	29	0
	94.7%	100.0%	100.0%	100.0%	80.0%	0.0%	82.4%					

6 Nick Rose

	XP - XPA	Under 20	20-29 Yds	30-39 Yds	40-49 Yds	50+ Yds	Total	OPPONENTS' KICKOFF RETURNS				
		FG - FGA	FG - FGA	FG - FGA	FG - FGA	FG - FGA	FG - FGA	NO.	YDS	AVG.	TB	TD
9/10 PHI	Not With Team											
9/17 @LAR	Not With Team											
9/24 OAK	Not With Team											
10/2 @KC	Not With Team											
10/15 SF	Not With Team											
10/23 @PHI	3 - 3	0 - 0	1 - 1	0 - 0	0 - 0	0 - 0	1 - 1	1	22	22.0	3	0
10/29 DAL	1 - 2	0 - 0	0 - 0	1 - 2	1 - 1	0 - 0	2 - 3	1	6	6.0	4	0
11/5 @SEA	2 - 2	0 - 0	1 - 1	0 - 0	0 - 0	0 - 0	1 - 1	2	33	16.5	3	0
11/12 MIN	3 - 3	0 - 0	2 - 2	0 - 0	0 - 0	1 - 1	3 - 3	2	57	28.5	4	0
11/19 @NO	4 - 4	0 - 0	0 - 0	1 - 1	0 - 0	0 - 0	1 - 1	4	80	20.0	2	0
11/23 NYG	2 - 2	0 - 0	1 - 1	1 - 1	0 - 0	0 - 0	2 - 2	2	39	19.5	3	0
11/30 @DAL	2 - 2	0 - 0	0 - 0	0 - 0	0 - 0	0 - 0	0 - 0	0	0	0.0	3	0
12/10 @LAC	1 - 2	0 - 0	0 - 0	0 - 0	0 - 0	0 - 0	0 - 0	1	20	20.0	2	0
12/17 ARI	Not With Team											
12/24 DEN	Not With Team											
12/31 @NYG	Not With Team											
TOTALS	18 - 20	0 - 0	5 - 5	3 - 4	1 - 1	1 - 1	10 - 11	13	257	19.8	24	0
	90.0%	0.0%	100.0%	75.0%	100.0%	100.0%	90.9%					

2017 WASHINGTON REDSKINS STATISTICS

PUNTING

5 Tress Way

	NO.	YDS	LG	GROSS AVG.	NET AVG.	TB	INSIDE 20	BLK	OPONENTS' PUNT RETURNS				
									NO.	YDS	AVG.	FC	TD
9/10 PHI	4	162	50	40.5	40.5	0	2	0	0	0	0.0	2	0
9/17 @LAR	4	204	62	51.0	45.0	0	2	0	4	24	6.0	0	0
9/24 OAK	5	221	58	44.2	43.4	0	3	0	2	4	2.0	3	0
10/2 @KC	4	169	52	42.3	37.3	1	2	0	1	0	0.0	2	0
10/15 SF	4	181	51	45.3	30.5	1	1	0	1	39	39.0	2	0
10/23 @PHI	5	239	60	47.8	39.4	1	2	0	2	22	11.0	2	0
10/29 DAL	3	140	49	46.7	40.3	0	1	0	2	19	9.5	1	0
11/5 @SEA	8	320	53	40	34.4	0	1	0	5	45	9.0	1	0
11/12 MIN	1	52	52	52	43	0	1	0	1	9	9.0	0	0
11/19 @NO	5	248	60	49.6	38	1	1	0	2	38	19.0	2	0
11/23 NYG	7	308	55	44	40	1	4	0	2	8	4.0	2	0
11/30 @DAL	5	213	55	42.6	25	0	3	0	2	88	44.0	3	1
12/10 @LAC	8	345	56	43.1	37.3	0	3	0	2	47	23.5	3	0
12/17 ARI	6	319	56	53.2	42.7	1	2	0	5	43	8.6	0	0
12/24 DEN	5	247	64	49.4	45.8	0	1	0	3	18	6.0	1	7
12/31 @NYG	9	426	54	47.3	43.9	0	4	0	5	31	6.2	3	0
TOTALS	83	3794	64	45.7	39.0	6	33	0	39	435	11.2	27	8

2017 WASHINGTON REDSKINS STATISTICS

TAKEAWAYS

REDSKINS

	TAKEAWAY	FORCED BY	REC'D BY/INTERCEPTOR	DOWN-DIST-YD LINE-QT	RT YDS	PTS OFF
9/10 PHI	Fumble	(Carson Wentz - Aborted)	Mason Foster	3-1-PHI 22-1	0	0
9/10 PHI	Interception	(Carson Wentz)	Ryan Kerrigan	2-10-PHI 20-2	24	7
9/17 @LAR	Fumble	Josh Norman (Todd Gurley)	Terrell McClain	1-10-LAR 28-2	0	3
9/17 @LAR	Interception	(Jared Goff)	Mason Foster	1-10-LAR 28-4	10	0
9/24 OAK	Interception	(Derek Carr)	Montae Nicholson	2-7-OAK 28-1	0	7
9/24 OAK	Interception	(Derek Carr)	Kendall Fuller	3-1-WAS 48-2	0	7
9/24 OAK	Fumble	Kendall Fuller (Seth Roberts)	Martrell Spaight	4-23-OAK 25-4	0	0
10/15 SF	Interception	(C.J. Beathard)	Kendall Fuller	4-20-50-4	3	0
10/23 @PHI	Interception	(Carson Wentz)	Quinton Dunbar	2-31-PHI 4-1	0	0
10/29 DAL	Fumble	Matt Ioannidis (Ezekiel Elliott)	Josh Norman	1-10-DAL 25-1	0	3
11/5 @SEA	Interception	(Russell Wilson)	Kendall Fuller	3-4-WAS 49-1	0	0
11/5 @SEA	Interception	(Russell Wilson)	Will Compton	2-7-SEA 49-3	2	0
11/12 MIN	Interception	(Case Keenum)	D.J. Swearinger	3-8-WAS 39-3	1	0
11/12 MIN	Interception	(Case Keenum)	D.J. Swearinger	2-10-MIN 32-4	31	7
11/19 @NO	Interception	(Drew Brees)	D.J. Swearinger	3-16-NO 19-1	0	3
11/23 NYG	Interception	(Eli Manning)	Kendall Fuller	1-10-WAS 39-4	1	0
12/10 @LAC	Interception	(Kellen Clemens)	Bashaud Breeland	3-2-WAS 9-4	96	7
12/17 ARI	Fumble	Anthony Lanier II (Blaine Gabbert)	Preston Smith	3-7-ARI 28-1	12	7
12/17 ARI	Interception	(Blaine Gabbert)	Preston Smith	1-9-WAS 9-2	18	0
12/24 DEN	Fumble	Preston Smith (Brock Osweiler)	Zach Vigil	3-5-DEN 41-2	0	7
12/24 DEN	Interception	(Brock Osweiler)	D.J. Swearinger	1-10-WAS 42-2	0	0
12/24 DEN	Fumble	Deshazor Everett (Devontae Booker)	Anthony Lanier II	3-10-DEN 46-4	0	7
12/31 @NYG	Interception	(Eli Manning)	Preston Smith	1-20-NYG 33-1	8	7

OPPONENTS

	TAKEAWAY	FORCED BY (REDSKIN)	REC'D BY/INTERCEPTOR	DOWN-DIST-YD LINE-QT	RT YDS	PTS OFF
9/10 PHI	Fumble	Fletcher Cox (Kirk Cousins)	Jordan Hicks	3-6-PHI 37-1	0	0
9/10 PHI	Fumble	(Jamison Crowder muffed punt)	Trey Burton	4-3-PHI 20-1	0	6
9/10 PHI	Interception	(Kirk Cousins)	Jalen Mills	3-6-PHI 14-4	15	0
9/10 PHI	Fumble	Brandon Graham (Kirk Cousins)	Fletcher Cox	2-3-WAS 32-4	20	8
9/24 OAK	Fumble	(Jamison Crowder muffed punt)	James Cowser	4-5-OAK 47-3	0	7
9/24 OAK	Fumble	Cory James (Samaje Perine)	James Cowser	2-7-WAS 12-4	0	3
10/2 @KC	Fumble	Marcus Peters (Chris Thompson)	Justin Houston	1-10-WAS 25	13	6
10/15 SF	Interception	(Kirk Cousins)	Rashard Robinson	3-12-WAS 32-2	0	0
10/15 SF	Fumble	Ray-Ray Armstrong (Vernon Davis)	Jimmie Ward	1-10-WAS 37-3	43	7
10/23 @PHI	Interception	(Kirk Cousins)	Corey Graham	3-6-WAS 39-4	14	3
10/29 DAL	Fumble	Tyrone Crawford (Kirk Cousins)	Demarcus Lawrence	3-9-50-3	0	3
10/29 DAL	Fumble	Keith Smith (Chris Thompson)	Bene' Benwikere	4-6-WAS 18-3	0	3
10/29 DAL	Interception	(Kirk Cousins)	Byron Jones	2-6-WAS 16-4	21	7
11/5 @SEA	Fumble	(Kirk Cousins - Aborted)	Nazair Jones	1-10-WAS 47-1	0	0
11/12 MIN	Interception	(Kirk Cousins)	Mackensie Alexander	1-10-WAS 25-2	10	7
11/23 NYG	Interception	(Kirk Cousins)	Janoris Jenkins	3-18-WAS 47-3	53	7
11/30 @DAL	Interception	(Kirk Cousins)	Jeff Heath	2-11-DAL 16-1	14	0
11/30 @DAL	Fumble	Kyle Wilber (Jamison Crowder)	L.P. Ladouceur	4-1-DAL 25-1	0	0
11/30 @DAL	Fumble	Demarcus Lawrence (Kirk Cousins)	Maliek Collins	3-4-WAS 24-2	0	3
11/30 @DAL	Interception	(Kirk Cousins)	Anthony Brown	4-10-WAS 25-4	16	7
12/10 @LAC	Interception	(Kirk Cousins)	Kyle Emanuel	1-10-WAS 25-1	23	3
12/17 ARI	Fumble	Antoine Bethea (Vernon Davis)	Tramon Williams	1-10-WAS 41-2	18	3
12/24 DEN	Interception	(Kirk Cousins)	Will Parks	2-9-DEN 9-3	0	0
12/24 DEN	Fumble	Von Miller (Samaje Perine)	Von Miller	3-10-DEN 46-4	0	0
12/31 @NYG	Interception	(Kirk Cousins)	Kelvin Sheppard	3-7-WAS 28-1	12	6
12/31 @NYG	Interception	(Kirk Cousins)	Ross Cockrell	1-10-WAS 33-3	0	0
12/31 @NYG	Interception	(Kirk Cousins)	Kelvin Sheppard	2-6-WAS 31-4	5	0

2017 WASHINGTON REDSKINS STATISTICS

SCORING DRIVES

REDSKINS

	OBTAINED	SCORING PLAY	PLAYS	YDS	DRIVE TIME	WAS-OPP	QT	REMAINING
9/10 PHI	Punt	C. Thompson 29 yd. pass from K. Cousins (D. Hopkins kick)	8	69	2:39	14-13	2	1:17
9/10 PHI	Kickoff	D. Hopkins 33 yd. Field Goal	16	66	8:32	17-19	3	2:06
9/17 @LAR	Punt	D. Hopkins 41 yd. Field Goal	14	57	7:24	3-0	1	4:43
9/17 @LAR	Punt	C. Thompson 7 yd. run (D. Hopkins kick)	6	65	3:18	10-0	2	14:54
9/17 @LAR	Fumble	D. Hopkins 22 yd. Field Goal	7	26	2:33	13-0	2	12:06
9/17 @LAR	Kickoff	C. Thompson 61 yd. run (D. Hopkins kick)	4	75	1:19	20-10	2	1:44
9/17 @LAR	Kickoff	R. Grant 11 yd. pass from K. Cousins (D. Hopkins kick)	10	70	5:27	27-20	4	1:49
9/24 OAK	Interception	C. Thompson 22 yd. pass from K. Cousins (D. Hopkins kick)	8	67	4:29	7-0	1	9:43
9/24 OAK	Interception	V. Davis 18 yd. pass from K. Cousins (D. Hopkins kick)	11	72	6:10	14-0	2	3:48
9/24 OAK	Kickoff	J. Doctson 52 yd. pass from K. Cousins (D. Hopkins kick)	7	75	4:23	21-0	3	10:37
9/24 OAK	Kickoff	D. Hopkins 23 yd. Field Goal	7	70	3:54	24-7	4	14:58
9/24 OAK	Kickoff	D. Hopkins 28 yd. Field Goal	9	65	5:52	27-10	4	6:02
10/2 @KC	Kickoff	T. Pryor 44 yd. pass from K. Cousins (D. Hopkins kick)	6	75	3:08	7-0	1	11:52
10/2 @KC	Punt	D. Hopkins 19 yd. Field Goal	14	50	7:39	10-0	1	2:47
10/2 @KC	Kickoff	R. Grant 3 yd. pass from K. Cousins (D. Hopkins kick)	3	75	1:38	17-14	3	7:42
10/2 @KC	Kickoff	D. Hopkins 40 yd. Field Goal	10	53	4:04	20-20	4	0:47
10/15 SF	Kickoff	J. Doctson 11 yd. pass from K. Cousins (D. Hopkins kick)	8	75	4:46	7-0	1	10:14
10/15 SF	Punt	S. Perine 3 yd. pass from K. Cousins (D. Hopkins kick)	10	64	5:46	14-0	2	9:47
10/15 SF	Punt	D. Hopkins 48 yd. Field Goal	8	55	3:24	17-0	2	1:51
10/15 SF	Kickoff	D. Hopkins 21 yd. Field Goal	16	72	7:27	20-17	4	10:34
10/15 SF	Punt	K. Cousins 7 yd. run (kick failed, wl)	9	84	4:54	26-17	4	3:28
10/23 @PHI	Kickoff	N. Rose 27 yd. Field Goal	8	66	3:42	3-0	1	11:18
10/23 @PHI	Kickoff	C. Thompson 7 yd. pass from K. Cousins (N. Rose kick)	7	81	4:01	10-3	2	9:14
10/23 @PHI	Punt	J. Reed 5 yd. pass from K. Cousins (N. Rose kick)	8	52	4:04	17-24	3	0:44
10/23 @PHI	Kickoff	J. Reed 12 yd. pass from K. Cousins (N. Rose kick)	9	75	3:02	24-34	4	3:17
10/29 DAL	Fumble	N. Rose 38 yd. Field Goal	4	9	1:39	3-0	1	13:13
10/29 DAL	Kickoff	R. Kelley 1 yd. run (N. Rose kick)	7	75	3:56	10-7	1	6:36
10/29 DAL	Missed FG	N. Rose 42 yd. Field Goal	7	38	2:53	13-7	2	10:04
10/29 DAL	Kickoff	J. Doctson 1 yd. pass from K. Cousins (kick failed, wr)	14	75	4:08	19-26	4	4:35
11/5 @SEA	Missed FG	R. Kelley 1 yd. run (N. Rose kick)	13	71	6:45	7-2	2	2:52
11/5 @SEA	Punt	N. Rose 28 yd. Field Goal	7	57	3:07	10-2	3	10:19
11/5 @SEA	Kickoff	R. Kelley 1 yd. run (N. Rose kick)	4	70	0:35	17-14	4	0:59
11/12 MIN	Kickoff	M. Harris 36 yd. pass from K. Cousins (N. Rose kick)	7	75	4:03	7-0	1	10:57
11/12 MIN	Punt	N. Rose 28 yd. Field Goal	10	52	4:33	10-7	1	0:08
11/12 MIN	Kickoff	K. Cousins 1 yd. run (N. Rose kick)	13	60	7:08	17-14	2	4:37
11/12 MIN	Kickoff	N. Rose 21 yd. Field Goal	11	69	3:58	20-35	3	8:24
11/12 MIN	Interception	K. Cousins 2 yd. run (N. Rose kick)	2	2	0:06	27-35	4	14:47
11/12 MIN	Punt	N. Rose 55 yd. Field Goal	13	41	2:29	30-38	4	1:14
11/19 @NO	Interception	N. Rose 38 yd. Field Goal	6	27	2:11	3-0	1	11:40
11/19 @NO	Kickoff	C. Thompson 16 yd. pass from K. Cousins (N. Rose kick)	7	75	3:19	10-3	1	2:11
11/19 @NO	Kickoff	S. Perine 1 yd. run (N. Rose kick)	9	75	4:51	17-10	2	10:44
11/19 @NO	Punt	R. Grant 40 yd. pass from K. Cousins (N. Rose kick)	12	94	5:44	24-13	3	1:37
11/19 @NO	Kickoff	J. Sprinkle 7 yd. pass from K. Cousins (N. Rose kick)	6	75	3:21	31-16	4	5:58
11/23 NYG	Punt	N. Rose 28 yd. Field Goal	4	38	0:51	3-3	2	0:13
11/23 NYG	Punt	J. Crowder 15 yd. pass from K. Cousins (N. Rose kick)	6	50	3:31	10-3	3	6:32
11/23 NYG	Punt	J. Doctson 14 yd. pass from K. Cousins (N. Rose kick)	8	60	5:02	17-10	4	3:31
11/23 NYG	Downs	N. Rose 33 yd. Field Goal	4	4	0:23	20-10	4	1:49
11/30 @DAL	Kickoff	R. Grant 20 yd. pass from K. Cousins (N. Rose kick)	9	75	2:47	7-17	2	0:59
11/30 @DAL	Kickoff	J. Doctson 14 yd. pass from K. Cousins (N. Rose kick)	9	87	3:25	14-24	4	11:28
12/10 @LAC	Kickoff	V. Davis 23 yd. pass from K. Cousins (kick failed, hlu)	9	77	4:50	6-13	2	10:13
12/17 ARI	Fumble	J. Crowder 5 yd. pass from K. Cousins (D. Hopkins kick)	2	6	0:43	7-0	1	13:30
12/17 ARI	Punt	K. Bibbs 36 yd. pass from K. Cousins (D. Hopkins kick)	5	63	1:41	14-3	2	13:27
12/17 ARI	Punt	D. Hopkins 24 yd. Field Goal	11	88	6:04	17-12	3	4:23
12/17 ARI	Punt	D. Hopkins 32 yd. Field Goal	8	30	3:21	20-15	4	4:30
12/24 DEN	Punt	D. Hopkins 26 yd. Field Goal	11	83	5:17	3-3	2	6:15
12/24 DEN	Fumble	J. Crowder 15 yd. pass from K. Cousins (D. Hopkins kick)	5	38	2:26	10-3	2	2:07
12/24 DEN	Punt	D. Hopkins 29 yd. Field Goal	9	55	4:26	13-3	3	3:30
12/24 DEN	Punt	J. Doctson 48 yd. pass from K. Cousins (D. Hopkins kick)	5	77	2:41	20-3	4	12:07
12/24 DEN	Fumble	V. Davis 31 yd. pass from K. Cousins (D. Hopkins kick)	3	35	0:20	27-3	4	4:21
12/31 @NYG	Interception	K. Cousins 12 yd. run (D. Hopkins kick)	2	20	0:45	7-12	1	7:55
12/31 @NYG	Punt	D. Hopkins 49 yd. Field Goal	1	0	0:04	10-15	2	0:00

Returns of any kind for touchdowns are not included on this chart; they do not count as drives.

2017 WASHINGTON REDSKINS STATISTICS

SCORING DRIVES								
OPPONENTS								
	OBTAINED	SCORING PLAY	PLAYS	YDS	DRIVE TIME	WAS-OPP	QT	REMAINING
9/10 PHI	Punt	N. Agholor 58 yd. pass from C. Wentz (C. Sturgis kick)	3	56	1:07	0-7	1	11:28
9/10 PHI	Muffed Punt	L. Blount 1 yd. pass from C. Wentz (kick failed, wl)	8	39	4:20	0-13	2	13:23
9/10 PHI	Kickoff	C. Sturgis 50 yd. Field Goal	10	43	1:17	14-16	2	0:00
9/10 PHI	Kickoff	C. Sturgis 42 yd. Field Goal	9	51	4:22	14-19	3	10:38
9/10 PHI	Punt	C. Sturgis 37 yd. Field Goal	6	33	3:47	17-22	4	1:59
9/17 @LAR	Kickoff	T. Gurley 1 yd. run (G. Zuerlein kick)	4	75	2:07	13-7	2	9:59
9/17 @LAR	Punt	G. Zuerlein 32 yd. Field Goal	9	54	4:12	13-10	2	3:03
9/17 @LAR	Punt	T. Gurley 18 yd. pass from J. Goff (G. Zuerlein kick)	6	93	3:26	20-17	3	8:43
9/17 @LAR	Punt	G. Zuerlein 40 yd. Field Goal	93	53	7:22	20-20	4	7:16
9/24 OAK	Muffed Punt	J. Cook 21 yd. pass from D. Carr (G. Tavecchio kick)	2	18	0:47	21-7	3	3:52
9/24 OAK	Fumble	G. Tavecchio 22 yd. Field Goal	4	8	0:22	24-10	4	11:54
10/2 @KC	Punt	T. Kelce 17 yd. pass from A. Smith (H. Butker kick)	7	73	3:07	10-7	2	1:54
10/2 @KC	Kickoff	A. Smith 1 yd. run (H. Butker kick)	10	79	5:40	10-14	3	9:20
10/2 @KC	Kickoff	H. Butker 26 yd. Field Goal	13	68	7:41	17-17	3	0:01
10/2 @KC	Punt	H. Butker 32 yd. Field Goal	14	66	8:10	17-20	4	4:51
10/2 @KC	Kickoff	H. Butker 43 yd. Field Goal	6	50	0:43	20-23	4	0:04
10/15 SF	Kickoff	C. Hyde 1 yd. run (R. Gould kick)	11	75	1:51	17-7	2	0:00
10/15 SF	Kickoff	R. Gould 52 yd. Field Goal	12	42	5:19	17-10	3	9:41
10/15 SF	Fumble	C. Hyde 1 yd. run (R. Gould kick)	1	1	0:05	17-17	3	3:01
10/15 SF	Kickoff	A. Robinson 45 yd. pass from C. Beathard (R. Gould kick)	6	75	1:30	26-24	4	1:58
10/23 @PHI	Punt	J. Elliott 50 yd. Field Goal	9	63	4:04	3-3	2	13:15
10/23 @PHI	Punt	M. Hollins 64 yd. pass from C. Wentz (J. Elliott kick)	7	80	3:01	10-10	2	3:19
10/23 @PHI	Punt	Z. Ertz 4 yd. pass from C. Wentz (J. Elliott kick)	6	80	1:30	10-17	2	0:22
10/23 @PHI	Kickoff	C. Clement 9 yd. pass from C. Wentz (J. Elliott kick)	10	81	5:17	10-24	3	9:43
10/23 @PHI	Kickoff	N. Agholor 10 yd. pass from C. Wentz (J. Elliott kick)	9	75	4:34	17-31	4	11:10
10/23 @PHI	Interception	J. Elliott 42 yd. Field Goal	4	2	2:20	17-34	4	6:19
10/29 DAL	Kickoff	E. Elliott 13 yd. run (M. Nugent kick)	5	75	2:41	3-7	1	10:32
10/29 DAL	Blocked FG	E. Elliott 1 yd. run (M. Nugent kick)	2	2	0:39	13-14	2	2:20
10/29 DAL	Fumble	M. Nugent 36 yd. Field Goal	9	27	3:44	13-17	3	8:39
10/29 DAL	Fumble	M. Nugent 48 yd. Field Goal	4	-4	2:08	13-20	3	6:23
10/29 DAL	Punt	M. Nugent 27 yd. Field Goal	10	48	4:02	13-23	3	0:38
10/29 DAL	Punt	M. Nugent 37 yd. Field Goal	9	44	4:53	13-26	4	8:43
11/5 @SEA	Punt	L. Willson 10 yd. pass from R. Wilson (pass failed)	6	66	2:54	10-8	4	11:48
11/5 @SEA	Punt	D. Baldwin 30 yd. pass from R. Wilson (pass failed)	5	71	0:48	10-14	4	1:34
11/12 MIN	Kickoff	L. Murray 1 yd. run (K. Forbath kick)	5	75	2:39	7-7	1	8:18
11/12 MIN	Kickoff	S. Diggs 3 yd. pass from C. Keenum (K. Forbath kick)	9	75	3:23	10-14	2	11:45
11/12 MIN	Kickoff	A. Thielen 7 yd. pass from C. Keenum (K. Forbath kick)	6	71	2:48	17-21	2	1:49
11/12 MIN	Interception	D. Morgan 1 yd. pass from C. Keenum (K. Forbath kick)	3	23	1:16	17-28	2	0:22
11/12 MIN	Kickoff	J. Wright 7 yd. pass from C. Keenum (K. Forbath kick)	6	72	2:38	17-35	3	12:22
11/12 MIN	Kickoff	K. Forbath 53 yd. Field Goal	13	40	7:02	27-38	4	7:45
11/19 @NO	Kickoff	W. Lutz 52 yd. Field Goal	11	48	6:10	3-3	1	5:30
11/19 @NO	Kickoff	M. Ingram 36 yd. run (W. Lutz kick)	4	80	1:36	10-10	1	0:35
11/19 @NO	Punt	W. Lutz 29 yd. Field Goal	10	69	1:39	17-13	2	0:00
11/19 @NO	Punt	W. Lutz 42 yd. Field Goal	5	27	2:02	24-16	4	9:19
11/19 @NO	Kickoff	J. Hill 3 yd. pass from D. Brees (W. Lutz kick)	8	75	3:05	31-23	4	2:53
11/19 @NO	Punt	A. Kamara 18 yd. pass from D. Brees (A. Kamara run)	4	87	0:48	31-31	4	1:05
11/19 @NO	Punt	W. Lutz 28 yd. Field Goal	3	51	1:29	31-34	5	7:25
11/23 NYG	Punt	A. Rosas 30 yd. Field Goal	16	60	8:29	0-3	2	4:00
11/30 @DAL	Punt	J. Witten 8 yd. pass from D. Prescott (D. Bailey kick)	11	59	6:09	0-7	2	10:43
11/30 @DAL	Fumble	D. Bailey 24 yd. Field Goal	7	13	4:14	0-10	2	5:29
11/30 @DAL	Punt	D. Bryant 13 yd. pass from D. Prescott (D. Bailey kick)	11	84	5:28	7-24	4	14:53
11/30 @DAL	Kickoff	A. Morris 1 yd. run (D. Bailey kick)	10	75	6:33	14-31	4	4:55
11/30 @DAL	Interception	R. Smith 1 yd. run (D. Bailey kick)	4	11	1:39	14-38	4	2:37
12/10 @LAC	Kickoff	T. Coons 33 yd. Field Goal	10	60	5:07	0-3	1	9:53
12/10 @LAC	Punt	H. Henry 8 yd. pass from P. Rivers (T. Coons kick)	10	92	4:24	0-10	1	2:34
12/10 @LAC	Interception	T. Coons 21 yd. Field Goal	6	26	2:19	0-13	1	0:03
12/10 @LAC	Kickoff	Ty. Williams 75 yd. pass from P. Rivers (T. Coons kick)	1	75	0:11	6-20	2	10:02
12/10 @LAC	Downs	T. Coons 36 yd. Field Goal	8	45	4:03	6-23	2	2:23
12/10 @LAC	Punt	M. Gordon 1 yd. run (T. Coons kick)	3	55	1:29	6-30	3	6:17
12/17 ARI	Kickoff	P. Dawson 40 yd. Field Goal	16	60	9:43	7-3	1	3:47
12/17 ARI	Kickoff	P. Dawson 35 yd. Field Goal	11	57	5:52	14-6	2	7:35
12/17 ARI	Fumble	P. Dawson 19 yd. Field Goal	10	32	1:39	14-9	2	0:00
12/17 ARI	Own Kickoff	P. Dawson 34 yd. Field Goal	4	6	1:23	14-12	3	13:37
12/17 ARI	Punt	P. Dawson 32 yd. Field Goal	9	47	3:37	17-15	4	11:13
12/24 DEN	Punt	B. McManus 31 yd. Field Goal	10	33	5:55	0-3	1	2:06
12/24 DEN	Kickoff	C. Anderson 5 yd. run (B. Osweiler-C. Anderson pass)	11	75	3:03	27-11	4	1:18
12/31 @NYG	Kickoff	O. Darkwa 75 yd. run (kick blocked)	2	75	0:17	0-6	1	14:43
12/31 @NYG	Interception	H. Sharp 16 yd. pass from E. Manning (pass failed)	2	19	0:41	0-12	1	12:42
12/31 @NYG	Kickoff	A. Rosas 23 yd. Field Goal	9	70	3:06	7-15	1	4:49
12/31 @NYG	Punt	A. Rosas 29 yd. Field Goal	10	52	3:32	10-18	4	14:09

Returns of any kind for touchdowns are not included on this chart; they do not count as drives.

2017 WASHINGTON REDSKINS STATISTICS

DRIVE RESULTS

REDSKINS

	FIELD GOAL			PUNTS		LOST DRIVE				DRIVE ENDS					
	Total	TD	FG	Missed	Blk	No.	Blk	Downs	Fumble	Int.	Safety	Half/Game	Pts.	Scoring %	1st Drive
9/10 PHI	10	1	1	0	0	4	0	1	2	1	0	0/0	10	20.0%	Punt
9/17 @LAR	11	3	2	1	0	4	0	0	0	0	0	0/1	27	45.5%	Field Goal
9/24 OAK	12	3	2	1	0	5	0	0	1	0	0	0/0	27	41.7%	Touchdown
10/2 @KC	10	2	2	0	0	4	0	0	1	0	0	1/0	20	40.0%	Touchdown
10/15 SF	12	3	2	0	0	4	0	0	1	1	0	0/1	26	41.7%	Touchdown
10/23 @PHI	12	3	1	0	0	5	0	1	0	1	0	1/0	24	33.3%	Field Goal
10/29 DAL	13	2	2	0	1	3	0	0	2	1	0	1/1	19	30.8%	Field Goal
11/5 @SEA	13	2	1	0	0	8	0	0	1	0	1	0/0	17	23.1%	Punt
11/12 MIN	11	3	3	0	0	1	0	2	0	1	0	1/0	30	54.5%	Touchdown
11/19 @NO	11	4	1	0	0	5	0	0	0	0	0	1/0	31	45.5%	Field Goal
11/23 NYG	14	2	2	0	0	7	0	1	0	1	0	0/1	20	28.6%	Punt
11/30 @DAL	11	2	0	0	0	5	0	0	1	2	0	0/1	14	18.2%	Punt
12/10 @LAC	12	1	0	0	0	8	0	1	0	1	0	0/1	6	8.3%	Punt
12/17 ARI	12	2	2	0	0	6	0	0	1	0	0	0/1	20	33.3%	Touchdown
12/24 DEN	13	3	2	0	0	5	0	0	1	1	0	0/1	27	38.5%	Punt
12/31 @NYG	15	1	1	1	0	9	0	0	0	3	0	0/0	10	13.3%	Interception
TOTALS	192	37	24	3	1	83	0	6	11	13	1	4/7	328	31.8%	

OPPONENTS

	FIELD GOAL			PUNTS		LOST DRIVE				DRIVE ENDS					
	Total	TD	FG	Missed	Blk	No.	Blk	Downs	Fumble	Int.	Safety	Half/Game	Pts.	Scoring %	1st Drive
9/10 PHI	11	2	3	0	0	4	0	0	1	1	0	0/1	30	45.5%	Touchdown
9/17 @LAR	11	2	2	0	0	4	0	0	1	1	0	1/0	20	36.4%	Punt
9/24 OAK	14	1	1	0	0	7	0	0	1	2	0	1/1	10	14.3%	Interception
10/2 @KC	9	2	3	1	0	3	0	0	0	0	0	0/0	23	55.6%	Punt
10/15 SF	12	3	1	1	0	6	0	0	0	1	0	0/0	24	33.3%	Punt
10/23 @PHI	12	4	2	1	0	3	0	0	0	1	0	0/1	34	50.0%	Interception
10/29 DAL	11	2	4	1	0	3	0	0	1	0	0	0/0	26	54.5%	Fumble
11/5 @SEA	14	2	0	3	0	6	0	0	0	2	0	0/1	12	14.3%	Punt
11/12 MIN	11	5	1	1	0	2	0	0	0	2	0	0/1	38	54.5%	Touchdown
11/19 @NO	11	3	4	0	0	3	0	0	0	1	0	0/0	34	63.6%	Interception
11/23 NYG	13	0	1	0	0	9	0	1	0	1	0	1/0	3	7.7%	Punt
11/30 @DAL	11	4	1	0	0	5	0	1	0	0	0	0/0	31	45.5%	Punt
12/10 @LAC	13	3	3	0	0	5	0	0	0	1	0	1/0	30	46.2%	Field Goal
12/17 ARI	13	0	5	0	0	5	0	1	1	1	0	0/0	15	38.5%	Fumble
12/24 DEN	13	1	1	0	0	6	0	1	2	1	0	1/0	11	15.4%	Punt
12/31 @NYG	15	2	2	0	0	9	0	0	0	1	0	0/1	18	26.7%	Touchdown
TOTALS	194	36	34	8	0	80	0	4	7	16	0	5/5	359	36.1%	

Returns of any kind for touchdowns are not included on this chart; they do not count as drives.

2017 WASHINGTON REDSKINS STATISTICS

OPENING DRIVES

REDSKINS					OPPONENTS				
	PLAYS	YDS	TIME	RESULTS		PLAYS	YDS	TIME	RESULTS
9/10 PHI	6	10	2:25	Punt	9/10 PHI	3	56	1:07	Touchdown
9/17 @LAR	14	57	7:24	Field Goal	9/17 @LAR	6	21	2:53	Punt
9/24 OAK	8	67	4:29	Touchdown	9/24 OAK	2	3	0:48	Interception
10/2 @KC	6	70	3:08	Touchdown	10/2 @KC	3	-7	1:26	Punt
10/15 SF	8	75	4:46	Touchdown	10/15 SF	5	9	2:23	Punt
10/23 @PHI	8	66	3:42	Field Goal	10/23 @PHI	3	5	2:39	Interception
10/29 DAL	4	9	1:39	Field Goal	10/29 DAL	1	4	0:08	Fumble
11/5 @SEA	5	8	2:55	Punt	11/5 @SEA	3	4	2:00	Punt
11/12 MIN	7	75	4:03	Touchdown	11/12 MIN	5	75	2:39	Touchdown
11/19 @NO	6	27	2:11	Field Goal	11/19 @NO	3	-6	1:09	Interception
11/23 NYG	3	9	1:38	Punt	11/23 NYG	3	6	1:39	Punt
11/30 @DAL	5	24	3:14	Punt	11/30 @DAL	3	4	1:36	Punt
12/10 @LAC	5	27	2:55	Punt	12/10 @LAC	10	60	5:07	Field Goal
12/17 ARI	2	6	0:43	Touchdown	12/17 ARI	3	-7	0:47	Fumble
12/24 DEN	3	-6	1:01	Punt	12/24 DEN	3	9	1:53	Punt
12/31 @NYG	3	3	1:20	Interception	12/31 @NYG	2	75	0:17	Touchdown

IN THE RED ZONE

REDSKINS

	POSS	TD	FG	MISS/BLK FG	INT	FUM	DOWNES	HALF/GAME	AVG. POINTS
9/10 PHI	2	0	1	0/0	1	0	0	0/0	1.5
9/17 @LAR	4	2	1	0/0	0	0	0	0/1	3.8
9/24 OAK	3	1	2	0/0	0	0	0	0/0	4.0
10/2 @KC	2	1	1	0/0	0	0	0	0/0	4.5
10/15 SF	4	3	1	0/0	0	0	0	0/0	5.3
10/23 @PHI	4	3	1	0/0	0	0	0	0/0	5.3
10/29 DAL	3	2	0	0/1	0	0	0	0/0	4.0
11/5 @SEA	3	2	1	0/0	0	0	0	0/0	5.0
11/12 MIN	4	2	2	0/0	0	0	0	0/0	4.5
11/19 @NO	3	3	0	0/0	0	0	0	0/0	6.0
11/23 NYG	4	2	2	0/0	0	0	0	0/0	4.5
11/30 @DAL	2	1	0	0/0	1	0	0	0/0	3.0
12/10 @LAC	0	0	0	0/0	0	0	0	0/0	0.0
12/17 ARI	3	1	2	0/0	0	0	0	0/0	4.0
12/24 DEN	4	1	2	0/0	1	0	0	0/0	3.0
12/31 @NYG	1	1	0	0/0	0	0	0	0/0	6.0
TOTALS	46	25	16	0/1	3	0	0	0/1	4.3

OPPONENTS

	POSS	TD	FG	MISS/BLK FG	INT	FUM	DOWNES	HALF/GAME	AVG. POINTS
9/10 PHI	1	1	0	0/0	0	0	0	0/0	6.0
9/17 @LAR	4	2	2	0/0	0	0	0	0/0	4.5
9/24 OAK	2	1	1	0/0	0	0	0	0/0	4.5
10/2 @KC	4	2	2	0/0	0	0	0	0/0	4.5
10/15 SF	2	2	0	0/0	0	0	0	0/0	6.0
10/23 @PHI	4	3	1	0/0	0	0	0	0/0	5.3
10/29 DAL	5	2	3	0/0	0	0	0	0/0	4.2
11/5 @SEA	2	1	0	1/0	0	0	0	0/0	3.0
11/12 MIN	5	5	0	0/0	0	0	0	0/0	6.0
11/19 @NO	4	2	2	0/0	0	0	0	0/0	4.5
11/23 NYG	1	0	1	0/0	0	0	0	0/0	3.0
11/30 @DAL	5	4	1	0/0	0	0	0	0/0	5.4
12/10 @LAC	6	2	3	0/0	1	0	0	0/0	3.5
12/17 ARI	6	0	5	0/0	1	0	0	0/0	2.5
12/24 DEN	2	1	1	0/0	0	0	0	0/0	4.5
12/31 @NYG	4	1	2	0/0	0	0	0	0/1	3.0
TOTALS	57	29	24	1/0	2	0	0	0/1	4.3

2017 WASHINGTON REDSKINS STATISTICS

3RD DOWN EFFICIENCY

REDSKINS

	3 & 1	3 & 2	3 & 3	3 & 4	3 & 5	3 & 6	3 & 7	3 & 8	3 & 9	3 & 10+	CONV/ATT	%		
9/10 PHI	0 - 0	1 - 1	0 - 0	0 - 0	0 - 0	0 - 3	0 - 0	0 - 1	0 - 1	2 - 5	3 - 11	27.3%		
9/17 @LAR	1 - 1	0 - 0	1 - 1	1 - 4	0 - 1	1 - 1	0 - 1	0 - 1	0 - 0	1 - 3	5 - 13	38.5%		
9/24 OAK	0 - 0	0 - 1	0 - 2	1 - 3	0 - 0	3 - 5	0 - 0	1 - 1	1 - 1	1 - 2	7 - 15	46.7%		
10/2 @KC	1 - 1	0 - 3	0 - 2	0 - 0	0 - 1	0 - 0	2 - 2	1 - 1	0 - 0	0 - 1	4 - 11	36.4%		
10/15 SF	3 - 4	0 - 0	0 - 1	0 - 0	1 - 1	0 - 3	0 - 0	0 - 0	1 - 1	2 - 4	7 - 14	50.0%		
10/23 @PHI	0 - 2	0 - 1	0 - 0	1 - 1	1 - 2	0 - 1	1 - 1	0 - 1	0 - 1	1 - 2	4 - 12	33.3%		
10/29 DAL	0 - 0	0 - 0	1 - 1	0 - 0	1 - 1	1 - 3	1 - 3	0 - 0	0 - 1	0 - 4	4 - 13	30.8%		
11/5 @SEA	1 - 1	0 - 0	1 - 1	2 - 2	0 - 0	0 - 0	0 - 0	0 - 1	0 - 1	0 - 7	4 - 13	30.8%		
11/12 MIN	2 - 3	1 - 1	0 - 1	1 - 1	1 - 1	0 - 0	0 - 0	0 - 2	0 - 1	0 - 4	5 - 14	35.7%		
11/19 @NO	0 - 1	1 - 1	1 - 2	0 - 0	0 - 0	1 - 1	1 - 3	0 - 0	0 - 0	0 - 4	4 - 12	33.3%		
11/23 NYG	1 - 2	0 - 1	0 - 0	0 - 1	0 - 0	1 - 2	0 - 1	1 - 1	0 - 1	1 - 6	4 - 15	26.7%		
11/30 @DAL	1 - 1	0 - 1	2 - 2	0 - 1	1 - 2	1 - 1	0 - 2	0 - 1	0 - 0	1 - 3	6 - 14	42.9%		
12/10 @LAC	0 - 0	0 - 3	0 - 2	0 - 1	0 - 1	1 - 2	0 - 1	0 - 0	0 - 0	1 - 2	2 - 12	16.7%		
12/17 ARI	0 - 0	0 - 0	0 - 0	1 - 2	0 - 1	0 - 2	0 - 0	0 - 2	0 - 1	0 - 1	1 - 9	11.1%		
12/24 DEN	0 - 0	0 - 0	1 - 1	1 - 2	0 - 0	2 - 3	0 - 0	1 - 3	0 - 0	0 - 4	5 - 13	38.5%		
12/31 @NYG	0 - 1	0 - 0	0 - 0	1 - 1	0 - 1	0 - 1	0 - 2	0 - 1	0 - 3	0 - 3	1 - 13	7.7%		
TOTALS	10 - 17	3 - 13	7 - 16	9 - 19	5 - 12	11 - 28	5 - 16	4 - 16	2 - 12	10 - 55	66 - 204	32.4%		
	58.8%	23.1%	43.8%	47.4%	41.7%	39.3%	31.3%	25.0%	16.7%	18.2%				
	3RD & 1-3			3RD & 4-6			3RD & 7+							
	20 - 46			25 - 59			21 - 99			43.5%			42.4%	21.2%

OPPONENTS

	3 & 1	3 & 2	3 & 3	3 & 4	3 & 5	3 & 6	3 & 7	3 & 8	3 & 9	3 & 10+	CONV/ATT	%		
9/10 PHI	1 - 2	0 - 0	0 - 1	1 - 1	0 - 0	1 - 1	1 - 1	0 - 1	0 - 1	4 - 6	8 - 14	57.1%		
9/17 @LAR	2 - 2	1 - 1	0 - 0	1 - 2	1 - 1	0 - 0	0 - 0	0 - 2	0 - 0	0 - 4	5 - 12	41.7%		
9/24 OAK	0 - 1	0 - 1	0 - 2	0 - 1	0 - 0	0 - 0	0 - 0	0 - 0	0 - 1	0 - 5	0 - 11	0.0%		
10/2 @KC	2 - 2	1 - 1	1 - 1	0 - 0	0 - 1	1 - 2	1 - 2	0 - 0	1 - 2	1 - 2	8 - 13	61.5%		
10/15 SF	2 - 2	0 - 0	0 - 0	1 - 2	0 - 1	0 - 1	0 - 1	2 - 3	0 - 0	1 - 7	6 - 17	35.3%		
10/23 @PHI	1 - 1	0 - 0	1 - 3	1 - 1	0 - 0	1 - 1	0 - 1	1 - 2	1 - 1	0 - 2	6 - 12	50.0%		
10/29 DAL	2 - 2	0 - 0	1 - 2	1 - 1	0 - 2	1 - 3	0 - 1	0 - 0	0 - 0	0 - 3	5 - 14	35.7%		
11/5 @SEA	2 - 3	0 - 0	0 - 1	1 - 2	0 - 0	0 - 0	1 - 3	0 - 0	0 - 0	1 - 5	5 - 14	35.7%		
11/12 MIN	2 - 2	0 - 0	0 - 0	3 - 3	2 - 2	1 - 1	0 - 1	0 - 2	0 - 0	0 - 1	8 - 12	66.7%		
11/19 @NO	1 - 2	1 - 1	0 - 0	0 - 1	0 - 2	0 - 0	0 - 1	1 - 1	1 - 1	0 - 3	4 - 12	33.3%		
11/23 NYG	0 - 1	1 - 3	0 - 2	0 - 1	0 - 0	0 - 0	0 - 2	0 - 1	0 - 1	1 - 3	2 - 14	14.3%		
11/30 @DAL	2 - 2	0 - 2	1 - 1	0 - 0	2 - 2	1 - 2	0 - 2	1 - 1	0 - 1	0 - 1	7 - 14	50.0%		
12/10 @LAC	3 - 3	0 - 1	1 - 2	0 - 1	1 - 2	0 - 0	0 - 1	0 - 2	1 - 1	0 - 2	6 - 15	40.0%		
12/17 ARI	0 - 2	1 - 1	0 - 3	0 - 1	1 - 3	1 - 1	1 - 3	0 - 0	0 - 1	0 - 4	4 - 19	21.1%		
12/24 DEN	0 - 0	3 - 3	0 - 0	0 - 1	0 - 2	1 - 2	0 - 0	0 - 1	0 - 0	1 - 8	5 - 17	29.4%		
12/31 @NYG	0 - 0	0 - 1	3 - 3	0 - 3	0 - 2	0 - 2	1 - 1	0 - 0	0 - 1	0 - 3	4 - 16	25.0%		
TOTALS	20 - 27	8 - 15	8 - 21	9 - 21	7 - 20	8 - 16	5 - 20	5 - 16	4 - 11	9 - 59	83 - 226	36.7%		
	74.1%	53.3%	38.1%	42.9%	35.0%	50.0%	25.0%	31.3%	36.4%	15.3%				
	3RD & 1-3			3RD & 4-6			3RD & 7+							
	36 - 63			24 - 57			23 - 106			57.1%			42.1%	21.7%

2017 WASHINGTON REDSKINS STATISTICS

GAME-BY-GAME INDIVIDUAL HIGHS

	REDSKINS							
	PASSING			RUSHING		RECEIVING		TACKLES
	Yards	Attempts	Completions	Yards	Attempts	Yards	Receptions	Total
9/10 PHI	K. Cousins (240)	K. Cousins (40)	K. Cousins (23)	Multiple (30)	R. Kelley (10)	T. Pryor Sr. (66)	T. Pryor Sr. (6)	Z. Brown (12)
9/17 @LAR	K. Cousins (179)	K. Cousins (27)	K. Cousins (18)	R. Kelley (78)	S. Perine (21)	J. Reed (48)	J. Reed (6)	Z. Brown (10)
9/24 OAK	K. Cousins (365)	K. Cousins (30)	K. Cousins (25)	S. Perine (49)	S. Perine (19)	C. Thompson (150)	Multiple (6)	Z. Brown (10)
10/2 @KC	K. Cousins (220)	K. Cousins (24)	K. Cousins (14)	K. Cousins (38)	Multiple (7)	V. Davis (89)	Multiple (3)	Z. Brown (9)
10/15 SF	K. Cousins (330)	K. Cousins (37)	K. Cousins (25)	C. Thompson (33)	C. Thompson (16)	C. Thompson (105)	Multiple (4)	Multiple (8)
10/23 @PHI	K. Cousins (303)	K. Cousins (40)	K. Cousins (30)	C. Thompson (38)	Multiple (7)	V. Davis (67)	J. Reed (8)	Z. Brown (13)
10/29 DAL	K. Cousins (263)	K. Cousins (39)	K. Cousins (26)	R. Kelley (19)	R. Kelley (8)	J. Crowder (123)	J. Crowder (9)	Z. Brown (12)
11/5 @SEA	K. Cousins (247)	K. Cousins (31)	K. Cousins (21)	C. Thompson (20)	R. Kelley (14)	V. Davis (72)	V. Davis (6)	Z. Brown (11)
11/12 MIN	K. Cousins (327)	K. Cousins (45)	K. Cousins (26)	S. Perine (35)	Multiple (9)	Multiple (76)	V. Davis (7)	Z. Brown (10)
11/19 @NO	K. Cousins (322)	K. Cousins (32)	K. Cousins (22)	S. Perine (117)	S. Perine (23)	J. Doctson (81)	J. Crowder (7)	Multiple (7)
11/23 NYG	K. Cousins (242)	K. Cousins (31)	K. Cousins (19)	S. Perine (100)	S. Perine (24)	J. Crowder (141)	J. Crowder (7)	Z. Brown (9)
11/30 @DAL	K. Cousins (251)	K. Cousins (37)	K. Cousins (26)	S. Perine (38)	S. Perine (12)	R. Grant (76)	Multiple (5)	Z. Brown (7)
12/10 @LAC	K. Cousins (151)	K. Cousins (27)	K. Cousins (15)	S. Perine (45)	S. Perine (17)	Multiple (34)	S. Perine (4)	D. Everett (11)
12/17 ARI	K. Cousins (196)	K. Cousins (26)	K. Cousins (18)	S. Perine (37)	S. Perine (14)	J. Crowder (55)	J. Crowder (5)	Multiple (8)
12/24 DEN	K. Cousins (299)	K. Cousins (37)	K. Cousins (19)	S. Perine (53)	S. Perine (17)	R. Grant (85)	Multiple (4)	Z. Vigil (14)
12/31 @NYG	K. Cousins (158)	K. Cousins (37)	K. Cousins (20)	K. Bibbs (47)	K. Bibbs (12)	K. Bibbs (53)	K. Bibbs (8)	Z. Vigil (14)

OPPONENTS

	PASSING			RUSHING		RECEIVING		TACKLES
	Yards	Attempts	Completions	Yards	Attempts	Yards	Receptions	Total
9/10 PHI	C. Wentz (307)	C. Wentz (39)	C. Wentz (26)	L. Blount (46)	L. Blount (14)	Z. Ertz (93)	Z. Ertz (8)	J. Mills (9)
9/17 @LAR	J. Goff (219)	J. Goff (24)	J. Goff (14)	T. Gurley (88)	T. Gurley (16)	G. Everett (95)	Multiple (3)	A. Ogletree (11)
9/24 OAK	D. Carr (118)	D. Carr (31)	D. Carr (19)	M. Lynch (18)	M. Lynch (6)	J. Cook (43)	D. Washington (5)	C. James (12)
10/2 @KC	A. Smith (293)	A. Smith (37)	A. Smith (27)	K. Hunt (101)	K. Hunt (21)	T. Kelce (111)	T. Kelce (7)	F. Zombo (5)
10/15 SF	C. Beathard (245)	C. Beathard (36)	C. Beathard (19)	C. Hyde (28)	C. Hyde (13)	A. Robinson (66)	Multiple (5)	Multiple (9)
10/23 @PHI	C. Wentz (268)	C. Wentz (25)	C. Wentz (17)	C. Wentz (63)	L. Blount (14)	Z. Ertz (89)	Z. Ertz (5)	M. Jenkins (10)
10/29 DAL	D. Prescott (143)	D. Prescott (22)	D. Prescott (14)	E. Elliott (150)	E. Elliott (33)	D. Bryant (39)	D. Bryant (4)	S. Lee (9)
11/5 @SEA	R. Wilson (297)	R. Wilson (45)	R. Wilson (24)	R. Wilson (77)	R. Wilson (10)	D. Baldwin (108)	D. Baldwin (7)	B. Wagner (12)
11/12 MIN	C. Keenum (304)	C. Keenum (29)	C. Keenum (21)	L. Murray (68)	L. Murray (17)	A. Thielen (166)	A. Thielen (8)	E. Kendricks (10)
11/19 @NO	D. Brees (385)	D. Brees (41)	D. Brees (29)	M. Ingram (134)	M. Ingram (11)	M. Thomas (91)	Multiple (6)	V. Bell (13)
11/23 NYG	E. Manning (113)	E. Manning (27)	E. Manning (13)	W. Gallman (37)	O. Darkwa (11)	T. King (36)	Multiple (3)	L. Collins (14)
11/30 @DAL	D. Prescott (102)	D. Prescott (22)	D. Prescott (11)	A. Morris (127)	A. Morris (27)	D. Bryant (61)	D. Bryant (5)	A. Hitchens (15)
12/10 @LAC	P. Rivers (319)	P. Rivers (31)	P. Rivers (18)	M. Gordon (78)	M. Gordon (22)	Ty. Williams (132)	K. Allen (6)	D. King (10)
12/17 ARI	B. Gabbert (189)	B. Gabbert (41)	B. Gabbert (16)	K. Williams (61)	K. Williams (17)	L. Fitzgerald (60)	L. Fitzgerald (5)	D. Bucannon (8)
12/24 DEN	B. Osweiler (193)	B. Osweiler (38)	B. Osweiler (22)	C. Anderson (88)	C. Anderson (16)	D. Thomas (52)	C. Anderson (7)	B. Marshall (9)
12/31 @NYG	E. Manning (132)	E. Manning (28)	E. Manning (10)	O. Darkwa (154)	O. Darkwa (20)	R. Ellison (63)	R. Ellison (5)	Multiple (7)

OVERALL

	PASSING			RUSHING		RECEIVING		TACKLES
	Yards	Attempts	Completions	Yards	Attempts	Yards	Receptions	Total
9/10 PHI	C. Wentz (307)	K. Cousins (40)	C. Wentz (26)	L. Blount (46)	L. Blount (14)	Z. Ertz (93)	Z. Ertz (8)	Z. Brown (12)
9/17 @LAR	J. Goff (219)	K. Cousins (27)	K. Cousins (18)	T. Gurley (88)	S. Perine (21)	G. Everett (95)	J. Reed (6)	A. Ogletree (11)
9/24 OAK	K. Cousins (365)	D. Carr (31)	K. Cousins (25)	S. Perine (49)	S. Perine (19)	C. Thompson (150)	Multiple (6)	C. James (12)
10/2 @KC	A. Smith (293)	A. Smith (37)	A. Smith (27)	K. Hunt (101)	K. Hunt (21)	T. Kelce (111)	T. Kelce (7)	Z. Brown (9)
10/15 SF	K. Cousins (330)	K. Cousins (37)	K. Cousins (25)	C. Thompson (33)	C. Thompson (16)	C. Thompson (105)	Multiple (5)	Multiple (9)
10/23 @PHI	K. Cousins (303)	K. Cousins (40)	K. Cousins (30)	C. Wentz (63)	L. Blount (14)	Z. Ertz (89)	J. Reed (8)	Z. Brown (13)
10/29 DAL	K. Cousins (263)	K. Cousins (39)	K. Cousins (26)	E. Elliott (150)	E. Elliott (33)	J. Crowder (123)	J. Crowder (9)	Z. Brown (12)
11/5 @SEA	R. Wilson (297)	R. Wilson (45)	R. Wilson (24)	R. Wilson (77)	R. Kelley (14)	D. Baldwin (108)	D. Baldwin (7)	B. Wagner (12)
11/12 MIN	K. Cousins (327)	K. Cousins (45)	K. Cousins (26)	L. Murray (68)	L. Murray (17)	A. Thielen (166)	A. Thielen (8)	Multiple (10)
11/19 @NO	D. Brees (385)	D. Brees (41)	D. Brees (29)	M. Ingram (134)	S. Perine (23)	M. Thomas (91)	J. Crowder (7)	V. Bell (13)
11/23 NYG	K. Cousins (242)	K. Cousins (31)	K. Cousins (19)	S. Perine (100)	S. Perine (24)	J. Crowder (141)	J. Crowder (7)	L. Collins (14)
11/30 @DAL	K. Cousins (251)	K. Cousins (37)	K. Cousins (26)	A. Morris (127)	A. Morris (27)	R. Grant (76)	Multiple (5)	A. Hitchens (15)
12/10 @LAC	P. Rivers (319)	P. Rivers (31)	P. Rivers (18)	M. Gordon (78)	M. Gordon (22)	Ty. Williams (132)	K. Allen (6)	D. Everett (11)
12/17 ARI	K. Cousins (196)	B. Gabbert (41)	K. Cousins (18)	K. Williams (61)	K. Williams (17)	L. Fitzgerald (60)	Multiple (5)	Multiple (8)
12/24 DEN	K. Cousins (299)	B. Osweiler (38)	B. Osweiler (22)	C. Anderson (88)	S. Perine (17)	R. Grant (85)	C. Anderson (7)	Z. Vigil (14)
12/31 @NYG	K. Cousins (158)	K. Cousins (37)	K. Cousins (20)	O. Darkwa (154)	O. Darkwa (20)	R. Ellison (63)	K. Bibbs (8)	Z. Vigil (14)

2017 WASHINGTON REDSKINS STATISTICS

REGULAR SEASON HIGHS / LOWS				
	REDSKINS		OPPONENTS	
	HIGH	LOW	HIGH	LOW
Points	31 @ NO	10 @ NYG	38 vs. MIN, DAL	10 vs. OAK, NYG
First Downs	25 vs. SF	9 @ LAC	29 @ KC	7 vs. OAK, NYG
Total Offense	472 vs. OAK	197 @ NYG	535 @ NO	128 vs. OAK
Net Yards Rushing	229 @ LAR	31 vs. ARI	260 @ NYG	32 vs. OAK
Net Yards Passing	356 vs. OAK	136 @ LAC, NYG	375 @ NO	86 vs. NYG
Offensive Plays	73 vs. MIN	47 vs. ARI	80 vs. ARI	48 vs. OAK
Rushing Attempts	39 @ LAR	15 vs. DAL	44 @ NYG	13 vs. OAK
Pass Attempts	45 vs. MIN	24 @ KC	47 vs. SF	22 vs. DAL (twice)
Pass Completions	30 @ PHI	14 @ KC	29 @ NO	11 @ DAL
Passes Had Intercepted	3 @ NYG	0 vs. Multiple	2 vs. OAK, SEA, MIN	0 vs. KC, DAL (twice)
Sacks Allowed	6 vs. SEA, NYG	0 vs. KC, DEN	5 vs. ARI	0 vs. MIN
Fumbles	4 vs. DAL	0 vs. NYG (twice), LAC	3 vs. LAR, ARI, NYG	0 vs. Multiple
Fumbles Lost	3 vs. PHI	0 vs. Multiple	2 vs. DEN	0 vs. Multiple
Total Turnovers	4 vs. PHI, DAL	0 @ LAR, NO	3 vs. OAK, DEN	0 @ KC, DAL
Penalties	10 vs. OAK	2 vs. PHI, MIN	16 @ SEA	3 @ KC, MIN, DAL
Yards Penalized	82 vs. ARI	15 vs. PHI, MIN	138 @ SEA	15 @ KC
Time of Possession	38:06 vs. OAK	22:51 @ KC	37:09 @ KC	21:54 vs. OAK
Defensive Interceptions	2 vs. OAK, SEA, MIN	0 @ KC, DAL (twice)	3 @ NYG	0 vs. Multiple
Total Takeaways	3 vs. OAK, DEN	0 @ KC, DAL	4 vs. PHI, DAL	0 @ LAR, NO
Drive (plays)	16 vs. PHI, SF	1 vs. Multiple	16 vs. NYG, ARI	1 vs. Multiple
Drive (yards)	94 @ NO	(-18) @ SEA	93 @ LAR	(-8) vs. OAK
Third Down Conversions	7 vs. OAK, SF	1 vs. ARI	8 vs. PHI, KC, MIN	0 vs. OAK

REGULAR SEASON INDIVIDUAL HIGHS		
	REDSKINS	OPPONENTS
	Yards Rushing	117 by Samaje Perine @ NO
Rushing Attempts	24 by Samaje Perine vs. NYG	33 by Ezekiel Elliott vs. DAL
Rushing TDs	2 by Multiple	2 by Carlos Hyde vs. SF, Ezekiel Elliott vs. DAL
Receptions	9 by Jamison Crowder vs. DAL	8 by Zach Ertz vs. PHI, Adam Thielen vs. MIN
Yards Receiving	150 by Chris Thompson vs. OAK	166 by Adam Thielen vs. MIN
Receiving TDs	2 by Jordan Reed @ PHI	1 by Multiple
Combined Yards (rush/rec)	188 by Chris Thompson vs. OAK	166 by Adam Thielen vs. MIN
All-Purpose Yards (rush/rec/ret)	188 by Chris Thompson vs. OAK	166 by Adam Thielen vs. MIN
Yards Passing	365 by Kirk Cousins vs. OAK	385 by Drew Brees @ NO
Pass Attempts	45 by Kirk Cousins vs. MIN	45 by Russell Wilson vs. SEA
Pass Completions	30 by Kirk Cousins @ PHI	29 by Drew Brees @ NO
TD Passes	3 by Kirk Cousins vs. OAK, PHI, NO, DEN	4 by Carson Wentz @ PHI, Case Keenum vs. MIN
Interceptions Thrown	3 by Kirk Cousins @ NYG	2 by Multiple
Longest Run	61t by Chris Thomspson @ LAR	75t by Orleans Darkwa @ NYG
Longest Pass Completion	74 from Kirk Cousins to Chris Thompson vs. OAK	75t from Philip Rivers to Tyrell Williams @ LAC
Longest Kickoff Return	35 by Bashaud Breeland @ LAC	34 by Pharoh Cooper @ LAR
Longest Punt Return	29 by Jamison Crowder @ NYG	83t by Ryan Switzer @ DAL
Longest Interception Return	96t by Bashaud Breeland @ LAC	53t by Janoris Jenkins vs. NYG
Longest Punt	64 by Tress Way vs. DEN	62 by Andy Lee vs. ARI
Longest Field Goal	55 by Nick Rose vs. MIN	53 by Kai Forbath vs. MIN
Touchdowns Scored	2 by Multiple	2 by Carlos Hyde vs. SF, Ezekiel Elliott vs. DAL
Points Scored	12 by Multiple	15 by Mike Nugent vs. DAL, Phil Dawson vs. ARI

2017 WASHINGTON REDSKINS STATISTICS

20-YARD PLAYS FROM SCRIMMAGE

REDSKINS			OPPONENTS		
	YDS	PLAY		YDS	PLAY
9/10 PHI	34	Kirk Cousins pass to Ryan Grant	9/10 PHI	58t	Carson Wentz pass to Nelson Agholor
9/10 PHI	29	Kirk Cousins pass to Chris Thompson	9/10 PHI	30	Carson Wentz pass to Torrey Smith
9/10 PHI	28t	Kirk Cousins pass to Terrelle Pryor Sr.	9/10 PHI	24	Carson Wentz pass to Alshon Jeffery
9/17 @LAR	61t	Chris Thompson run	9/10 PHI	23	Carson Wentz pass to Zach Ertz
9/17 @LAR	23	Kirk Cousins pass to Terrelle Pryor Sr.	9/17 @LAR	69	Jared Goff pass to Gerald Everett
9/17 @LAR	21	Kirk Cousins pass to Jamison Crowder	9/17 @LAR	28	Jared Goff pass to Todd Gurley
9/17 @LAR	21	Rob Kelley run	9/17 @LAR	28	Jared Goff pass to Sammy Watkins
9/24 OAK	74	Kirk Cousins pass to Chris Thompson	9/17 @LAR	28	Johnny Hekker pass to Josh Reynolds
9/24 OAK	52t	Kirk Cousins pass to Josh Doctson	9/17 @LAR	24	Jared Goff pass to Gerald Everett
9/24 OAK	30	Kirk Cousins pass to Jamison Crowder	9/24 OAK	21t	Derek Carr pass to Jared Cook
9/24 OAK	26	Kirk Cousins pass to Vernon Davis	10/2 @KC	37	Alex Smith pass to Albert Wilson
9/24 OAK	23	Kirk Cousins pass to Chris Thompson	10/2 @KC	32	Alex Smith pass to Travis Kelce
9/24 OAK	22t	Kirk Cousins pass to Chris Thompson	10/2 @KC	32	Alex Smith run
10/2 @KC	69	Kirk Cousins pass to Vernon Davis	10/2 @KC	29	Alex Smith pass to Travis Kelce
10/2 @KC	44t	Kirk Cousins pass to Terrelle Pryor Sr.	10/2 @KC	21	Alex Smith pass to Chris Conley
10/2 @KC	20	Kirk Cousins pass to Vernon Davis	10/2 @KC	20	Alex Smith pass to Travis Kelce
10/2 @KC	20	Kirk Cousins pass to Josh Doctson	10/15 SF	45t	C.J. Beathard pass to Aldrick Robinson
10/15 SF	51	Kirk Cousins pass to Vernon Davis	10/15 SF	31	C.J. Beathard pass to George Kittle
10/15 SF	49	Kirk Cousins pass to Chris Thompson	10/15 SF	22	C.J. Beathard pass to Pierre Garcon
10/15 SF	23	Kirk Cousins pass to Chris Thompson	10/15 SF	21	C.J. Beathard pass to Marquise Goodwin
10/15 SF	20	Kirk Cousins pass to Chris Thompson	10/23 @PHI	64t	Carson Wentz pass to Mack Hollins
10/23 @PHI	32	Kirk Cousins pass to Niles Paul	10/23 @PHI	46	Carson Wentz pass to Zach Ertz
10/23 @PHI	31	Kirk Cousins pass to Vernon Davis	10/23 @PHI	24	Carson Wentz pass to Alshon Jeffery
10/23 @PHI	31	Kirk Cousins pass to Vernon Davis	10/23 @PHI	21	Carson Wentz run
10/23 @PHI	20	Kirk Cousins pass to Jamison Crowder	10/23 @PHI	21	Carson Wentz pass to Zach Ertz
10/23 @PHI	20	Kirk Cousins pass to Jordan Reed	10/23 @PHI	21	LeGarrette Blount run
10/29 DAL	41	Kirk Cousins pass to Jamison Crowder	10/29 DAL	25	Dak Prescott pass to Terence Williams
10/29 DAL	26	Kirk Cousins pass to Jamison Crowder	11/5 @SEA	30t	Russell Wilson pass to Doug Baldwin
10/29 DAL	26	Kirk Cousins pass to Chris Thompson	11/5 @SEA	26	Russell Wilson pass to Paul Richardson
10/29 DAL	25	Kirk Cousins pass to Ryan Grant	11/5 @SEA	23	Russell Wilson pass to Doug Baldwin
10/29 DAL	20	Kirk Cousins pass to Ryan Grant	11/5 @SEA	22	Russell Wilson pass to Thomas Rawls
11/5 @SEA	38	Kirk Cousins pass to Josh Doctson	11/5 @SEA	21	Russell Wilson pass to Jimmy Graham
11/5 @SEA	31	Kirk Cousins pass to Brian Quick	11/5 @SEA	20	Russell Wilson pass to Doug Baldwin
11/5 @SEA	23	Kirk Cousins pass to Vernon Davis	11/12 MIN	51	Case Keenum pass to Stefon Diggs
11/5 @SEA	23	Kirk Cousins pass to Ryan Grant	11/12 MIN	49	Case Keenum pass to Adam Thielen
11/12 MIN	36t	Kirk Cousins pass to Maurice Harris	11/12 MIN	38	Case Keenum pass to Adam Thielen
11/12 MIN	36	Kirk Cousins pass to Jamison Crowder	11/12 MIN	38	Case Keenum pass to Adam Thielen
11/12 MIN	32	Kirk Cousins pass to Jamison Crowder	11/19 @NO	36t	Mark Ingram run
11/12 MIN	27	Kirk Cousins pass to Chris Thompson	11/19 @NO	31	Mark Ingram run
11/12 MIN	25	Kirk Cousins pass to Samaje Perine	11/19 @NO	29	Drew Brees pass to Coby Fleener
11/19 @NO	40t	Kirk Cousins pass to Ryan Grant	11/19 @NO	25	Drew Brees pass to Coby Fleener
11/19 @NO	36	Kirk Cousins pass to Vernon Davis	11/19 @NO	24	Drew Brees pass to Michael Thomas
11/19 @NO	32	Kirk Cousins pass to Josh Doctson	11/19 @NO	24	Alvin Kamara run
11/19 @NO	30	Samaje Perine run	11/19 @NO	24	Drew Brees pass to Coby Fleener
11/19 @NO	26	Kirk Cousins pass to Vernon Davis	11/19 @NO	23	Drew Brees pass to Ted Ginn
11/19 @NO	21	Kirk Cousins pass to Josh Doctson	11/19 @NO	22	Drew Brees pass to Ted Ginn
11/23 NYG	38	Kirk Cousins pass to Jamison Crowder	11/19 @NO	20	Mark Ingram run
11/23 NYG	33	Kirk Cousins pass to Jamison Crowder	11/23 NYG	27	Eli Manning pass to Tavarres King
11/23 NYG	25	Kirk Cousins pass to Jamison Crowder	11/30 @DAL	24	Dak Prescott pass to Dez Bryant
11/30 @DAL	33	Kirk Cousins pass to Jamison Crowder	12/10 @LAC	75t	Philip Rivers pass to Tyrell Williams
11/30 @DAL	24	Kirk Cousins pass to Ryan Grant	12/10 @LAC	51	Philip Rivers pass to Keenan Allen
11/30 @DAL	20t	Kirk Cousins pass to Ryan Grant	12/10 @LAC	34	Philip Rivers pass to Tyrell Williams
12/10 @LAC	28	Kirk Cousins pass to Ryan Grant	12/10 @LAC	33	Austin Ekeler run
12/10 @LAC	23t	Kirk Cousins pass to Vernon Davis	12/10 @LAC	22	Travis Benjamin run
12/17 ARI	36t	Kirk Cousins pass to Kapri Bibbs	12/10 @LAC	21	Philip Rivers pass to Keenan Allen
12/17 ARI	24	Kirk Cousins pass to Jamison Crowder	12/10 @LAC	20	Philip Rivers pass to Hunter Henry
12/17 ARI	23	Kirk Cousins pass to Samaje Perine	12/17 ARI	46	Blaine Gabbert pass to J.J. Nelson
12/24 DEN	48t	Kirk Cousins pass to Josh Doctson	12/17 ARI	25	Blaine Gabbert pass to Larry Fitzgerald
12/24 DEN	36	Kirk Cousins pass to Ryan Grant	12/17 ARI	21	Blaine Gabbert pass to Troy Niklas
12/24 DEN	32	Kirk Cousins pass to Ryan Grant	12/24 DEN	24	Brock Osweiler pass to Demaryius Thomas
12/24 DEN	31t	Kirk Cousins pass to Vernon Davis	12/24 DEN	22	Brock Osweiler pass to Jordan Taylor
12/24 DEN	21	Kirk Cousins pass to Kapri Bibbs	12/24 DEN	21	C.J. Anderson run
12/31 @NYG	20	Kirk Cousins pass to Ryan Grant	12/24 DEN	21	C.J. Anderson run
			12/31 @NYG	75t	Orleans Darkwa run
			12/31 @NYG	29	Eli Manning pass to Travis Rudolph
			12/31 @NYG	24	Wayne Gallman run
			12/31 @NYG	21	Wayne Gallman run

2017 WASHINGTON REDSKINS STATISTICS

INSTANT REPLAYS

CHALLENGE BY REDSKINS

	QT	TIME	DOWN	YDS	PLAY	RULING ON THE FIELD	REVIEW RESULT
10/23 @PHI	2	6:20	1	10	Wendell Smallwood 14-yard reception, not down by contact	14-yard reception	Reversed (down by contact)
11/12 MIN	1	11:03	1	10	Kirk Cousins pass to Maurice Harris	Incomplete pass	Reversed (completion, touchdown)
11/19 @NO	4	3:50	1	10	Coby Fleener 24-yard reception	Completion	Upheld
12/17 ARI	2	7:44	3	3	Blaine Gabbert incomplete pass	Incomplete pass	Upheld
12/24 DEN	4	4:47	3	10	Brock Osweiler incomplete pass	Incomplete pass	Reversed (fumble, recovered by WAS)

CHALLENGE BY OPPONENTS

	QT	TIME	DOWN	YDS	PLAY	RULING ON THE FIELD	REVIEW RESULT
10/15 SF	3	7:48	3	6	Jamison Crowder 17-yard reception, not down by contact	17-yard reception	Reversed (down by contact)
11/12 MIN	2	6:51	3	8	Vernon Davis 8-yard reception for first down	First down	Reversed (short of line to gain)
11/30 @DAL	2	3:46	1	10	Jamison Crowder 5-yard reception, down by contact	5-yard reception	Upheld

CHALLENGE BY REVIEW ASSISTANT

	QT	TIME	DOWN	YDS	PLAY	RULING ON THE FIELD	REVIEW RESULT
9/10 PHI	2	0:22	1	10	Carson Wentz pass to Darren Sproles	Completion	Upheld
9/10 PHI	4	1:38	2	3	Fletcher Cox fumble return	Fumble/Touchdown	Upheld
9/17 @LAR	2	15:00	2	4	Chris Thompson touchdown run	Touchdown	Upheld
9/17 @LAR	4	1:55	3	4	Kirk Cousins pass to Ryan Grant	Touchdown	Upheld
9/24 OAK	1	14:19	2	7	Montae Nicholson interception return, not down by contact	25-yard return	Reversed (down by contact)
9/24 OAK	2	1:09	3	6	Vernon Davis 6-yard reception for first down	First down	Reversed (short of line to gain)
10/2 @KC	1	5:22	3	7	Jordan Reed reception, fumble	Fumble	Reversed (down by contact)
10/2 @KC	4	0:33	1	10	Chris Conley 10-yard reception	Down by contact	Upheld
10/15 SF	1	1:52	1	10	Brian Hoyer fumble	Fumble	Reversed (incomplete pass)
10/15 SF	2	6:53	2	12	Jimmie Ward interception of Kirk Cousins	Interception	Reversed (incomplete pass)
10/15 SF	3	3:22	1	10	Jimmie Ward fumble return for touchdown	Touchdown	Reversed (did not break plane)
10/15 SF	4	0:36	3	4	C.J. Beathard pass to Pierre Garcon	Incomplete pass	Reversed (completion)
10/29 DAL	4	4:58	1	10	Jaylon Smith interception of Kirk Cousins	Interception	Reversed (incomplete pass)
11/5 @SEA	1	0:29	3	4	Kendall Fuller interception return, not down by contact	24-yard return	Reversed (down by contact)
11/5 @SEA	2	1:54	3	15	Russell Wilson 15-yard run for first down	15-yard run	Reversed (short of line to gain)
11/5 @SEA	4	10:22	3	15	Kirk Cousins fumble	Fumble/Touchdown	Reversed (sack, no fumble)
11/5 @SEA	4	1:24	1	10	Kirk Cousins pass to Josh Doctson	Completion	Upheld
11/5 @SEA	4	0:15	1	10	Russell Wilson sacked, down by contact	Down by contact	Upheld
11/12 MIN	1	0:39	1	8	Rob Kelley run, fumble	Fumble	Reversed (down by contact)
11/12 MIN	4	14:50	2	2	Kirk Cousins run, fumble	Fumble	Reversed (touchdown)
11/19 @NO	2	1:48	3	7	De'Vante Harris interception of Kirk Cousins	Interception	Reversed (incomplete pass)
11/23 NYG	2	14:11	1	10	Samaje Perine run, fumble	Fumble	Reversed (down by contact)
11/23 NYG	3	3:04	3	18	Janoris Jenkins interception return for touchdown	Interception/Touchdown	Upheld
12/17 ARI	2	0:57	3	11	Larry Fitzgerald 11-yard reception for first down	First down	Reversed (short of line to gain)

2017 WASHINGTON REDSKINS STATISTICS (THE LAST TIME)

TEAM TOTALS

Won in Overtime

By Redskins: 10/27/14 at Dallas Cowboys, 20-17 OT (last score at 9:43 on 40-yard field goal by Kai Forbath)
 By Opponent: 11/19/17 at New Orleans Saints, 34-31 OT (last score at 7:25 on 28-yard field goal by Wil Lutz)

Won by Scoring in the Last Two Minutes of Regulation

By Redskins: 11/5/17 at Seattle Seahawks, 17-14 (last score at :59 on 1-yard touchdown run from Rob Kelley)
 By Opponent: 10/2/17 at Kansas City Chiefs, 29-20 (go-ahead score at :04 on 43-yard field goal from Harrison Butker)

Tied Game by Scoring in the Last Two Minutes of Regulation

By Redskins: 10/2/17 loss at Kansas City Chiefs, 29-20 (tied game, 20-20, at :47 on 40-yard field goal by Dustin Hopkins)
 By Opponent: 11/19/17 loss at New Orleans Saints, 34-31 OT (tied game at 31 with 1:03 on Alvin Kamara 18-yard touchdown pass from Drew Brees)

Shutout

By Redskins: 9/30/91 vs. Philadelphia Eagles, 23-0
 By Opponent: 12/7/14 vs. St. Louis Rams, 24-0

Held Opponent without a Touchdown

By Redskins: 12/17/17 win vs. Arizona Cardinals, 20-15
 By Opponent: 12/7/14 loss vs. St. Louis Rams, 24-0

Game Finished in a Tie

Redskins Home: 11/23/97 vs. New York Giants, 7-7
 Redskins Away: 10/30/16 at Cincinnati Bengals, 27-27

Scoreless First Half, Both Teams

Redskins Home: 10/19/08 win vs. Cleveland Browns, 14-11
 Redskins Away: None since 1970

Held Opponent Scoreless in First Half

By Redskins: 9/24/17 win vs. Oakland Raiders, 27-10 (led 14-0 at halftime)
 By Opponent: 1/1/17 loss vs. New York Giants, 19-10 (trailed 10-0 at halftime)

Won by 20 or More Points

By Redskins: 12/24/16 at Chicago Bears, 41-21
 By Opponent: 11/30/17 at Dallas Cowboys, 38-14

Won After Trailing by 20 or More Points

By Redskins: 10/25/15 vs. Tampa Bay Buccaneers, 31-30 (trailed 24-0 in 2nd quarter)
 By Opponent: 9/12/99 vs. Dallas Cowboys, 41-35 OT (trailed 14-35 in 4th quarter)

Held a 28 or More Point Lead

By Redskins: 11/15/15 win vs. New Orleans Saints, 47-14 (33)
 By Opponent: 11/22/15 loss at Carolina Panthers, 44-16 (28)

Held a 21 or More Point Lead

By Redskins: 12/24/17 win vs. Denver Broncos, 27-11 (led 27-3 in the 4th quarter)
 By Opponent: 12/10/17 loss at Los Angeles Chargers, 30-13 (led 30-6 in the 4th quarter)

Scored 20 or More Points in a Quarter

By Redskins: 11/24/16 loss at Dallas Cowboys, 31-26 (20 points in 4th quarter)
 By Opponent: 11/30/17 loss at Dallas Cowboys, 38-14 (21 points in 4th quarter)

Scored 20 or More Points in a Half

By Redskins: 9/17/17 win at Los Angeles Rams, 27-20 (20 points in 1st half)
 By Opponent: 12/10/17 loss at Los Angeles Chargers, 30-13 (23 points in 1st half)

Touchdowns Scored by Offense and Defense

By Redskins: 12/10/17 loss at Los Angeles Chargers, 30-13 (1 offense, 1 defense)
 By Opponent: 10/29/17 loss vs. Dallas Cowboys, 33-19 (2 offense, 1 defense)

Touchdowns Scored by Offense, Defense and Special Teams

By Redskins: 12/7/97 win vs. Arizona Cardinals, 38-28 (3 offense, 1 defense, 1 special teams)
 By Opponent: 9/5/88 loss at New York Giants, 27-20 (1 offense, 1 defense, 1 special teams)

Safety Scored

By Redskins: 1/10/16 Preston Smith vs. Green Bay Packers (NFC Wild Card) (Aaron Rodgers sacked in end zone)
 By Opponent: 11/5/17 Bobby Wagner at Seattle Seahawks (Kirk Cousins sacked in end zone)

Two-Point Conversion

By Redskins: 12/26/15 Kirk Cousins pass to Jamison Crowder at Philadelphia Eagles
 By Opponent: 12/24/17 Brock Osweiler pass to C.J. Anderson vs. Denver Broncos

2017 WASHINGTON REDSKINS STATISTICS (THE LAST TIME)

TEAM TOTALS

No Penalties in Game

By Redskins: 11/16/03 loss at Carolina Panthers, 20-17
 By Opponent: 11/5/89 loss vs. Dallas Cowboys, 13-3

50 or More Points Scored in a Game

By Redskins: 10/23/05 win vs. San Francisco 49ers, 52-17
 By Opponent: 11/15/10 loss vs. Philadelphia Eagles, 59-28

40 or More Points Scored in a Game

By Redskins: 12/24/16 win at Chicago Bears, 41-21
 By Opponent: 11/22/15 loss at Carolina Panthers, 44-16

OFFENSIVE TOTALS

500 or More Total Net Yards of Offense

By Redskins: 11/24/16 loss at Dallas Cowboys, 31-26 (505; 56 rushing, 449 passing)
 By Opponent: 11/19/17 loss at New Orleans Saints, 34-31 OT (535; 160 rushing, 375 passing)

400 or More Total Net Yards of Offense

By Redskins: 11/19/17 loss at New Orleans Saints, 34-31 OT (456; 156 rushing, 300 passing)
 By Opponent: 12/10/17 loss at Los Angeles Chargers, 30-13 (488; 174 rushing, 314 passing)

300 or More Net Yards Rushing by Team

By Redskins: 11/3/85 win at Atlanta Falcons, 44-10 (307)
 By Opponent: 11/29/59 loss at New York Giants, 45-14 (351)

200 or More Net Yards Rushing by Team

By Redskins: 9/17/17 win at Los Angeles Rams, 27-20 (229)
 By Opponent: 12/31/17 loss at New York Giants, 18-10 (260)

Individual 200-Yard Rushing Game

By Redskins: 12/30/12 Alfred Morris (33-200-3 TDs) vs. Dallas Cowboys
 By Opponent: 12/30/06 Tiki Barber (23-234-3 TDs) vs. New York Giants

Individual 150-Yard Rushing Game

By Redskins: 12/30/12 Alfred Morris (33-200-3 TDs) vs. Dallas Cowboys
 By Opponent: 12/31/17 Orleans Darkwa (20-154-1 TD) at New York Giants

Individual 100-Yard Rushing Game

By Redskins: 11/23/17 Samaje Perine (24-100) vs. New York Giants
 By Opponent: 12/31/17 Orleans Darkwa (20-154-1 TD) at New York Giants

Two 100-Yard Rushers in the Same Game

By Redskins: 12/4/05 Clinton Portis (27-136-2 TDs) & Rock Cartwright (9-118) at St. Louis Rams
 By Opponent: 11/3/96 Darick Holmes (22-122-3 TDs) & Thurman Thomas (23-107-1 TD) at Buffalo Bills

Consecutive 100-Yard Rushing Games (Same Season)

By Redskins: 11/19/17 - Samaje Perine (23-117-1 TD) at New Orleans Saints / Samaje Perine (24-100) vs. New York Giants
 11/23/17
 By Opponent: 12/19/16 - Jonathan Stewart (25-132) vs. Carolina Panthers / Jordan Howard (18-119) at Chicago Bears / Paul Perkins (21-102) vs. New York
 1/1/17 Giants

Combined 200-Yard Rushing by Two Players

By Redskins: 12/30/12 263 by Alfred Morris (33-200-3 TDs) & Robert Griffin III (6-63-1 TD) vs. Dallas Cowboys
 By Opponent: 12/31/17 243 by Orleans Darkwa (20-154-1 TD) & Wayne Gallman (15-89-) at New York Giants

Individual with 30 or More Carries

By Redskins: 12/30/12 Alfred Morris (33-200-3 TDs) vs. Dallas Cowboys
 By Opponent: 10/29/17 Ezekiel Elliott (33-150-2 TDs) vs. Dallas Cowboys

Individual with 25 or More Carries

By Redskins: 9/13/15 Alfred Morris (25-121) vs. Miami Dolphins
 By Opponent: 11/30/17 Alfred Morris (27-127-1 TD) at Dallas Cowboys

Rushing Play of 60 or More Yards

By Redskins: 9/17/17 61t by Chris Thompson at Los Angeles Rams
 By Opponent: 12/31/17 75t by Orleans Darkwa at New York Giants

2017 WASHINGTON REDSKINS STATISTICS (THE LAST TIME)

OFFENSIVE TOTALS

Rushing Play of 40 or More Yards

By Redskins: 9/17/17 61t by Chris Thompson at Los Angeles Rams
 By Opponent: 12/31/17 75t by Orleans Darkwa at New York Giants

Individual with Two or More Rushing Touchdowns

By Redskins: 11/12/17 Kirk Cousins (4-5-2 TDs) vs. Minnesota Vikings
 By Opponent: 10/29/17 Ezekiel Elliott (33-150-2 TDs) vs. Dallas Cowboys

400 Net Yards Passing by Team

By Redskins: 11/24/16 loss at Dallas Cowboys, 31-26 (449)
 By Opponent: 1/3/16 win at Dallas Cowboys, 34-23 (412)

300 Net Yards Passing by Team

By Redskins: 11/19/17 loss at New Orleans Saints, 34-31 OT (300)
 By Opponent: 12/10/17 loss at Los Angeles Chargers, 30-13 (314)

Individual with 50 or More Pass Attempts

By Redskins: 11/24/16 Kirk Cousins (53-41-449-3 TDs) at Dallas Cowboys
 By Opponent: 12/26/15 Sam Bradford (56-37-380-1 TD-0 INT) at Philadelphia Eagles

Individual with 40 or More Pass Attempts

By Redskins: 11/12/17 Kirk Cousins (45-26-327-1 TD-1 INT) vs. Minnesota Vikings
 By Opponent: 12/17/17 Blaine Gabbert (41-16-189-1 INT) vs. Arizona Cardinals

Individual with 30 or More Pass Completions

By Redskins: 10/23/17 Kirk Cousins (40-30-303-3 TDs-1 INT) at Philadelphia Eagles
 By Opponent: 12/11/16 Carson Wentz (46-32-314-1 TD-1 INT) at Philadelphia Eagles

Individual with 25 or More Pass Completions

By Redskins: 11/30/17 Kirk Cousins (37-26-251-2 TDs-2 INTs) at Dallas Cowboys
 By Opponent: 11/19/17 Drew Brees (41-29-385-2 TDs-1 INT) at New Orleans Saints

No Sacks Allowed

By Redskins: 12/24/17 win vs. Denver Broncos (37 attempts by Kirk Cousins)
 By Opponent: 11/12/17 loss vs. Minnesota Vikings (29 attempts by Case Keenum)

Individual 400-Yard Passing Game

By Redskins: 11/24/16 Kirk Cousins (53-41-449-3 TDs) at Dallas Cowboys
 By Opponent: 1/3/16 Kellen Moore (48-33-435-3 TDs-2 INTs) at Dallas Cowboys

Individual 300-Yard Passing Game

By Redskins: 11/19/17 Kirk Cousins (32-22-322-3 TDs) at New Orleans Saints
 By Opponent: 12/10/17 Phillip Rivers (31-18-319-2 TDs) at Los Angeles Chargers

Consecutive 300-Yard Passing Games (Same Season)

By Redskins: 11/12/17 - 11/19/17 Kirk Cousins (45-26-327-1 TD-1 INT) vs. Minnesota Vikings; Kirk Cousins (32-22-322-3 TDs) at New Orleans Saints
 By Opponent: 11/12/17- 11/19/17 Case Keenum (29-21-304-4 TDs-2 INTs) vs. Minnesota Vikings; Drew Brees (41-29-385-2 TDs-1 INT) at New Orleans Saints

Individual with Four or More Touchdown Passes

By Redskins: 12/26/15 Kirk Cousins (46-31-365-4 TDs) at Philadelphia Eagles
 By Opponent: 11/12/17 Case Keenum (29-21-304-4 TDs-2 INTs) vs. Minnesota Vikings

Individual with Five or More Touchdown Passes

By Redskins: 11/10/91 Mark Rypien (31-16-442-6 TDs) vs. Atlanta Falcons
 By Opponent: 11/22/15 Cam Newton (34-21-246-5 TDs) at Carolina Panthers

Individual with 10 or More Receptions

By Redskins: 11/24/16 Jordan Reed (10-96-2 TDs) at Dallas Cowboys
 By Opponent: 11/5/17 Zach Ertz (10-112) at Philadelphia Eagles

Individual 200-Yard Receiving Game

By Redskins: 10/21/01 Rod Gardner (6-208-1 TD) vs. Carolina Panthers
 By Opponent: 11/16/14 Mike Evans (7-209-2 TDs) vs. Tampa Bay Buccaneers

2017 WASHINGTON REDSKINS STATISTICS (THE LAST TIME)

OFFENSIVE TOTALS

Individual 150-Yard Receiving Game

By Redskins: 9/24/17 Chris Thompson (6-150-1 TD) vs. Oakland Raiders
 By Opponent: 11/12/17 Adam Thielen (8-166-1 TD) vs. Minnesota Vikings

Individual 100-Yard Receiving Game

By Redskins: 11/23/17 Jamison Crowder (7-141-1 TD) vs. New York Giants
 By Opponent: 12/10/17 Tyrell Williams (4-132-TD) & Keenan Allen (6-111) at Los Angeles Chargers

Two 100-Yard Receivers in the Same Game

By Redskins: 11/20/16 Pierre Garçon (6-116-1 TD) & Jamison Crowder (3-102-1 TD) vs. Green Bay Packers
 By Opponent: 12/10/17 Tyrell Williams (4-132-TD) & Keenan Allen (6-111) at Los Angeles Chargers

Consecutive 100-Yard Receiving Games (Same Season)

By Redskins: 12/11/16 - DeSean Jackson (3-102-1 TD) at Philadelphia Eagles; DeSean Jackson (7-111) vs. Carolina Panthers; DeSean Jackson (5-114) at Chicago Bears
 12/24/16
 By Opponent: 11/5/17- Doug Baldwin (7-108-1 TD) at Seattle Seahawks; Adam Thielen (8-166-1 TD) vs. Minnesota Vikings
 11/12/17

Pass Play of 80 or More Yards

By Redskins: 12/11/16 80t by Kirk Cousins to DeSean Jackson at Philadelphia Eagles
 By Opponent: 11/22/12 85t by Tony Romo to Dez Bryant at Dallas Cowboys

Pass Play of 60 or More Yards

By Redskins: 10/2/17 69 by Kirk Cousins to Vernon Davis at Kansas City Chiefs
 By Opponent: 12/10/17 75t by Phillip Rivers to Tyrell Williams at Los Angeles Chargers

Pass Play of 40 or More Yards

By Redskins: 12/24/17 48t by Kirk Cousins to Josh Doctson vs. Denver Broncos
 By Opponent: 12/17/17 46 by Blaine Gabbert to J.J. Nelson vs. Arizona Cardinals

Individual with Four or More Touchdown Receptions

By Redskins: Never
 By Opponent: 11/18/07 Terrell Owens (8-173-4 TDs) at Dallas Cowboys

Individual with Three or More Touchdown Receptions

By Redskins: 10/1/06 Santana Moss (4-138-3 TDs) vs. Jacksonville Jaguars
 By Opponent: 12/14/14 Odell Beckham Jr. (12-143-3 TDs) at New York Giants

Led Team in Both Rushing and Receiving Yards in the Same Game

By Redskins: 12/31/17 Kapri Bibbs (12-47 rushing, 8-53 receiving) at New York Giants
 By Opponent: 12/4/16 David Johnson (18-84 rushing, 9-91 receiving) at Arizona Cardinals

100-Yard Rusher & 100-Yard Receiver in the Same Game

By Redskins: 11/23/17 Samaje Perine (24-100) & Jamison Crowder (7-141-1 TD) vs. New York Giants
 By Opponent: 12/24/16 Jordan Howard (18-119) & Cameron Meredith (9-135-1 TD) at Chicago Bears

100-Yard Rusher, 100-Yard Receiver & 300-Yard Passer in the Same Game

By Redskins: 11/20/16 Kirk Cousins (30-21-375-3 TDs) Rob Kelley (24-137-3 TDs) Pierre Garçon (6-116-1 TD) Jamison Crowder (3-102-1 TD) vs. Green Bay Packers
 By Opponent: 12/24/16 Jordan Howard (18-119) Cameron Meredith (9-135-1 TD) Matt Barkley (40-24-323-2 TDs-5 INTs) at Chicago Bears

Individual with at Least One Rushing Touchdown and One Receiving Touchdown in the Same Game

By Redskins: 12/24/16 Chris Thompson (3-20-1 TD rushing, 1-17-1 TD receiving) at Chicago Bears
 By Opponent: 9/17/17 Todd Gurley II (16-88-1 TD rushing, 3-48-1 TD receiving) at Los Angeles Rams

Individual with at Least One Rushing Touchdown and One Touchdown Pass in the Same Game

By Redskins: 11/12/17 Kirk Cousins (45-26-327-1 TD- 1 INT passing; 4-5-2 TDs rushing) vs. Minnesota Vikings
 By Opponent: 10/2/17 Alex Smith (37-27-293-1 TD passing, 7-56-1 TD rushing) at Kansas City Chiefs

No Turnovers

By Redskins: 11/19/17 loss at New Orleans Saints, 34-31 OT
 By Opponent: 11/30/17 loss at Dallas Cowboys, 38-14

Touchdown Scored on First Drive

By Redskins: 12/17/17 win vs. Arizona Cardinals, 20-15 (2 plays, 6 yards, 0:43 / Jamison Crowder 6 yd. pass from Kirk Cousins)
 By Opponent: 12/31/17 loss at New York Giants, 18-10 (2 plays, 75 yards, 0:17 / Orleans Darkwa 75 yd. run)

2017 WASHINGTON REDSKINS STATISTICS (THE LAST TIME)

DEFENSIVE TOTALS

Held Opponent Under 200 Net Yards of Total Offense

By Redskins: 11/23/17 win vs. New York Giants, 20-10 (170; 84 rushing, 86 passing)
 By Opponent: 12/31/17 loss at New York Giants, 18-10 (197; 61 rushing, 136 passing)

Held Opponent Under 300 Net Yards of Total Offense

By Redskins: 12/17/17 win vs. Arizona Cardinals, 20-15 (286; 141 rushing, 145 passing)
 By Opponent: 12/31/17 loss at New York Giants, 18-10 (197; 61 rushing, 136 passing)

Held Opponent Under 50 Yards Rushing

By Redskins: 9/24/17 win vs. Oakland Raiders, 27-10 (32)
 By Opponent: 12/17/17 win vs. Arizona Cardinals, 20-15 (31)

Held Opponent Under 75 Yards Rushing

By Redskins: 9/24/17 win vs. Oakland Raiders, 27-10 (32)
 By Opponent: 12/31/17 loss at New York Giants, 18-10 (61)

Held Opponent Under 100 Yards Rushing

By Redskins: 11/23/17 win vs. New York Giants, 20-10 (84)
 By Opponent: 12/31/17 loss at New York Giants, 18-10 (61)

Held Opponent Under 100 Net Yards Passing

By Redskins: 11/30/17 loss at Dallas Cowboys, 38-14 (93)
 By Opponent: 11/23/14 loss at San Francisco 49ers, 17-13 (77)

Held Opponent Under 150 Net Yards Passing

By Redskins: 12/17/17 win vs. Arizona Cardinals, 20-15 (145)
 By Opponent: 12/10/17 loss at Los Angeles Chargers, 30-13 (136)

Interception Return for a Touchdown

By Redskins: 12/10/17 Bashaud Breeland at Los Angeles Chargers (96 yards)
 By Opponent: 11/23/17 Janoris Jenkins vs. New York Giants (53 yards)

Individual with Three or More Interceptions

By Redskins: 10/24/10 DeAngelo Hall at Chicago Bears (4)
 By Opponent: 10/16/11 Kurt Coleman vs. Philadelphia Eagles (3)

Individual with Two or More Interceptions

By Redskins: 11/12/17 D.J. Swearingen vs. Minnesota Vikings (2)
 By Opponent: 12/31/17 Kelvin Sheppard at New York Giants (2)

Seven or More Sacks by Team

By Redskins: 9/14/14 win vs. Jacksonville Jaguars, 41-10 (10)
 By Opponent: 12/14/14 loss at New York Giants, 24-13 (7)

Six or More Sacks by Team

By Redskins: 9/14/14 win vs. Jacksonville Jaguars, 41-10 (10)
 By Opponent: 11/23/17 win vs. New York Giants (6)

Five or More Sacks by Team

By Redskins: 12/17/17 win vs. Arizona Cardinals, 20-15 (5)
 By Opponent: 11/23/17 win vs. New York Giants (6)

Individual with Four or More Sacks

By Redskins: 9/14/14 Ryan Kerrigan vs. Jacksonville Jaguars (4)
 By Opponent: 12/1/13 Justin Tuck vs. New York Giants (4)

Individual with Three or More Sacks

By Redskins: 12/26/15 Preston Smith at Philadelphia Eagles (3)
 By Opponent: 12/1/13 Justin Tuck vs. New York Giants (4)

Individual with Two or More Sacks

By Redskins: 12/31/17 Ryan Kerrigan (2) at New York Giants
 By Opponent: 11/30/17 DeMarcus Lawrence at Dallas Cowboys (2)

Fumble Returned for Touchdown

By Redskins: 12/26/15 DeAngelo Hall at Philadelphia Eagles (17 yards)
 By Opponent: 10/2/17 Justin Houston at Kansas City Chiefs (13 yards)

2017 WASHINGTON REDSKINS STATISTICS (THE LAST TIME)

SPECIAL TEAMS TOTALS

Kickoff Return for a Touchdown

By Redskins: 11/22/15 Andre Roberts at Carolina Panthers (99 yards)
 By Opponent: 10/16/16 Wendell Smallwood vs. Philadelphia Eagles (86 yards)

Punt Return for a Touchdown

By Redskins: 10/9/16 Jamison Crowder at Baltimore Ravens (85 yards)
 By Opponent: 11/30/17 Ryan Switzer at Dallas Cowboys (83 yards)

Blocked Punt

By Redskins: 10/18/15 Jeron Johnson at New York Jets
 By Opponent: 9/24/15 Rashad Jennings at New York Giants

Missed Extra Point Attempt

By Redskins: 12/10/17 Nick Rose at Los Angeles Chargers (hit left upright)
 By Opponent: 12/31/17 Aldrick Rosas at New York Giants (blocked by Anthony Lanier II)

Blocked Field Goal Attempt

By Redskins: 12/24/16 Preston Smith at Chicago Bears
 By Opponent: 10/29/17 Tyrone Crawford vs. Dallas Cowboys

Blocked Field Goal returned for a TD

By Redskins: 9/24/72 Mike Bass vs. St. Louis Cardinals (32 yards)
 By Opponent: 1/8/00 Ron Rice vs. Detroit Lions (94 yards)

Individual with Five or More Field Goals

By Redskins: 9/25/16 Dustin Hopkins at New York Giants (5)
 By Opponent: 12/17/17 Phil Dawson vs. Arizona Cardinals (5)

Individual with Four or More Field Goals

By Redskins: 11/13/16 Dustin Hopkins vs. Minnesota Vikings (4)
 By Opponent: 12/17/17 Phil Dawson vs. Arizona Cardinals (5)

Individual with Three or More Field Goals

By Redskins: 11/12/17 Nick Rose vs. Minnesota Vikings (3)
 By Opponent: 12/17/17 Phil Dawson vs. Arizona Cardinals (5)

Individual with 70-yard or More Punt

By Redskins: 9/25/14 Tress Way vs. New York Giants (77 yards)
 By Opponent: 11/17/13 Donnie Jones at Philadelphia Eagles (70 yards)

Individual with 60-yard or More Punt

By Redskins: 12/24/17 Tress Way vs. Denver Broncos (64 yards)
 By Opponent: 12/17/17 Andy Lee vs. Arizona Cardinals (62 yards)

Individual with 50-yard or More Field Goal

By Redskins: 11/12/17 Nick Rose vs. Minnesota Vikings (55 yards)
 By Opponent: 11/19/17 Wil Lutz at New Orleans Saints (52 yards)

Back to Back Kickoff Returns for Touchdowns

By Redskins: 9/23/73 Herb Mul-Key at St. Louis Cardinals (97 yards)
 By Opponent: 9/23/73 Don Shy at St. Louis Cardinals (97 yards)

Blocked Punt, Returned for Touchdown

By Redskins: 10/18/15 Rashad Ross at New York Jets (recovery in end zone)
 By Opponent: 9/7/14 Alfred Blue at Houston (5 yards)

Successful Onside Kick

By Redskins: 10/25/15 vs. Tampa Bay Buccaneers (kicked by Dustin Hopkins, recovered by Trenton Robinson)
 By Opponent: 11/8/15 at New England Patriots (kicked by Stephen Gostkowski, recovered by Jonathan Freeny)

No Punts

By Redskins: 11/5/00 loss at Arizona Cardinals, 16-15
 By Opponent: 9/30/62 win vs. St. Louis Cardinals, 24-14

Successful Fake Punt

By Redskins: 11/19/17 Niles Paul five-yard run at New Orleans
 By Opponent: 9/17/17 Johnny Hekker 28-yard pass to Josh Reynolds at Los Angeles Rams

Successful Fake Field Goal

By Redskins: 11/15/09 Hunter Smith 35-yard pass to Mike Sellers vs. Denver Broncos
 By Opponent: 10/6/14 Jon Ryan five-yard run vs. Seattle Seahawks

REDSKINS NUMERICAL

Table listing Redskins players with numerical IDs and abbreviations (QB, RB, WR, etc.).



WASHINGTON REDSKINS VS. BALTIMORE RAVENS
THURSDAY, AUGUST 30, 2018 • 7:30 P.M. ET • M&T BANK STADIUM (71,008)



Table listing Ravens players with numerical IDs and abbreviations (QB, RB, WR, etc.).

BALTIMORE OFFENSE

Table listing Baltimore Ravens offensive players by position (QB, RB, WR, etc.).

WASHINGTON OFFENSE

Table listing Washington Redskins offensive players by position (QB, RB, WR, etc.).

WASHINGTON DEFENSE

Table listing Washington Redskins defensive players by position (DE, NT, DE, etc.).

BALTIMORE DEFENSE

Table listing Baltimore Ravens defensive players by position (DT, NT, DE, etc.).

BALTIMORE SPECIAL TEAMS

Table listing Baltimore Ravens special teams players (P, K, H, etc.).

WASHINGTON SPECIAL TEAMS

Table listing Washington Redskins special teams players (P, K, H, etc.).

Note: Rookies underlined Physically Unable to Perform (PUP)
International Player Pathway/Practice Squad Exemption (IPP)



Referee – Shawn Smith (14) Umpire – Brian Neale (92)
Back Judge – Dino Paganelli (105) Field Judge – Brad Rogers (126)
Line Judge – Bart Longson (2) Replay Official – Mike Wimmer

REDSKINS ALPHABETICAL

Table listing 100 players from the Redskins Alphabetical section, including names like Alexander, Adams, Aiken, Johnson, etc.

REDSKINS NUMERICAL

Table listing 100 players from the Redskins Numerical section, including names like Connor, Ilesco, Aike, Troy, etc.

2017 FINAL NFL RANKINGS

Table showing 2017 Final NFL Rankings for Redskins, including categories like Total Defense, Rush Defense, Pass Defense, etc.

REDSKINS PRONUNCIATIONS

Table of Redskins pronunciations for various players, such as Quincy Adoboyejo, Maurice Carter, etc.

REDSKINS PRONUNCIATIONS

Table of Redskins pronunciations for various players, including Troy Apple, Matt Adams, etc.

RAVENIS NUMERICAL

Table listing 100 players from the Ravens Numerical section, including names like Robert Griffin III, Sam Koch, etc.

RAVENIS ALPHABETICAL

Table listing 100 players from the Ravens Alphabetical section, including names like Adoboyejo, Quincy (PUP), Andrews, Mack, etc.

National Football League Game Summary

NFL Copyright © 2018 by The National Football League. All rights reserved. This summary and play-by-play is for the express purpose of assisting media in their coverage of the game; any other use of this material is prohibited without the written permission of the National Football League. Updated: 8/31/2018

Date: Thursday, 8/30/2018

Washington Redskins at Baltimore Ravens
at M&T Bank Stadium, Baltimore, Md.

Start Time: 7:37 PM EDT

Game Day Weather

Game Weather: Partly Cloudy
Played Outdoor on Turf: Natural Grass

Temp: 88° F (31.1° C) Humidity: 53%, Wind: N 5 mph
Outdoor Weather: Partly Cloudy, Wind Chill: n/a

Officials

Referee: Smith, Shawn (14) Umpire: Neale, Brian (92) Down Judge: Hittner, Mark (28)
Line Judge: Longson, Bart (2) Field Judge: Hawkshaw, Dave (170) Side Judge: Coleman, James (95)
Back Judge: Paganelli, Dino (105) Replay Official: Wimmer, Mike (0)

Lineups

Washington Redskins				Baltimore Ravens			
Offense		Defense		Offense		Defense	
QB	8 K.Hogan	SS	22 D.Everett	WR	17 J.Lasley	DT	93 C.Wormley
WR	14 T.Quinn	CB	25 G.Stroman	WR	11 B.Perriman	NT	94 C.Davis
RB	32 S.Perine	FS	30 T.Apke	RB	30 K.Dixon	DE	92 B.Kaufusi
TE	41 M.Flanagan	CB	34 A.Alexander	LT	71 J.Elumunor	DE	42 P.Ricard
C	60 I.Williams	WLB	45 P.Robertson	LG	60 R.Crecelius	MLB	49 C.Board
OL	66 T.Bergstrom	DE	51 S.Hamilton	C	77 B.Bozeman	WLB	40 K.Young
RG	67 K.Kalis	MLB	40 J.Harvey-Clemons	RG	65 N.Siragusa	SAM	54 T.Bowser
RT	69 T.Clemmings	DE	72 A.Lanier	RT	70 A.Donnal	LCB	38 S.Jean-Baptiste
LT	79 T.Nsekhe	NT	97 T.Settle	TE	80 D.Waller	SS	31 K.Nacua
TE	82 J.Holtz	SLB	52 R.Anderson	QB	8 L.Jackson	CB	27 D.Williams
WR	83 B.Quick	DE	99 P.Taylor	TE	89 M.Andrews	RCB	28 A.Averett

Substitutions

K 3 D.Hopkins, P 5 T.Way, WR 15 S.Cobbs, WR 16 S.Fields, RB 20 R.Kelley, CB 20 D.Johnson, RB 22 D.Smith, CB 31 F.Moreau, CB 32 R.Texada, RB 35 K.Bibbs, S 35 M.Nicholson, S 37 F.Smithson, S 39 K.Ladler, S 41 Q.Blanding, TE 46 G.Hudson, CB 47 P.Iworah, LB 48 V.Diggs, LB 50 M.Spaight, LB 54 M.Foster, C 55 C.Dunn, LB 55 D.Nicolas, LB 56 Z.Vigil, LS 57 N.Sundberg, LB 58 J.Fernandez, LB 59 C.McKinzy, G 60 A.Kouandjio, T 61 T.Parris, OL 63 J.Kling, DL 63 D.Sawyer, DT 64 J.Wicker, T 72 G.Christian, C 74 D.Rhaney, DL 78 O.Pipkins, WR 84 D.Kidsy, WR 88 D.Williams, WR 89 C.Sims, DT 92 S.McGee

Substitutions

P 4 S.Koch, P/K 6 K.Vedvik, QB 7 J.Woodrum, WR/RS 14 T.White, WR 18 A.Levrone, CB 33 J.Porter, RB 35 G.Edwards, CB 43 J.Hill, RB 44 M.Thompson, FB 45 C.Ezeala, S 45 R.Daniel, LS 46 M.Cox, RB 47 D.Turner, OLB 56 T.Williams, DE/LB 59 My.Humphrey, G 61 C.Lee, G 63 J.Evans, LS 67 T.Sieg, T 70 S.Moore, G 76 M.Shakir, T 79 R.Stanley, TE 82 N.Keizer, WR/RS 84 J.Grant, WR 85 D.Posey, TE/WR 88 V.Mayle, OLB 90 Z.Smith, DE 91 C.LaCouture, DT 95 Z.Sieler

Did Not Play

QB 2 C.Jessop, WR 10 P.Richardson, QB 11 A.Smith, QB 12 C.McCoy, WR 13 M.Harris, WR 18 J.Doctson, CB 23 Q.Dunbar, CB 24 J.Norman, RB 25 C.Thompson, RB 26 A.Peterson, RB 34 B.Marshall, S 36 D.Swearingen, DB 38 J.Holsey, LB 53 Z.Brown, T 62 K.Calhoun, G 68 T.Catalina, T 71 T.Williams, C 73 C.Roullier, G 75 B.Scherff, T 76 M.Moses, G 77 S.Lauvao, WR 80 J.Crowder, TE 85 V.Davis, TE 86 J.Reed, TE 87 J.Sprinkle, DL 90 E.Hood, LB 91 R.Kerrigan, DL 93 J.Allen, LB 94 P.Smith, DL 95 D.Payne, LB 96 P.McPhee, DL 98 M.Ioannidis

Did Not Play

QB 3 R.Griffin, QB 5 J.Flacco, K 9 J.Tucker, WR/RS 10 C.Moore, WR 13 J.Brown, WR 15 M.Crabtree, WR 16 Q.Adeboyejo, S 21 D.Elliott, CB 22 J.Smith, S 23 T.Jefferson, CB 24 B.Carr, CB 25 T.Young, CB 26 M.Canady, CB 29 M.Humphrey, S 32 E.Weddle, RB 34 A.Collins, S 36 C.Clark, RB 37 J.Allen, DB 39 B.Jackson, DB/LB 41 A.Levine, ILB 48 P.Onwuasor, LB 50 A.McClellan, ILB 53 B.Bradley, OLB 55 T.Suggs, ILB 57 C.Mosley, ILB 58 A.Jones, T 64 G.Senat, G/C 68 M.Skura, DT 69 W.Henry, G/T 72 A.Lewis, G/T 73 M.Yanda, G/T 74 J.Hurst, T 78 O.Brown, TE 81 H.Hurst, WR 83 W.Snead, TE 86 N.Boyle, TE 87 M.Williams, DE 96 B.Urban, DT 97 M.Pierce, DT 98 B.Williams, OLB 99 M.Judon

Not Active

Not Active

Field Goals (made () & missed)

Visitor	Home	1	2	3	4	OT	Total
D.Hopkins	37WL						
					(35) (56) (21)		
VISITOR:	Washington Redskins	0	7	7	6	0	20
HOME:	Baltimore Ravens	7	6	14	3	0	30

Scoring Plays

Team	Qtr	Time	Play Description (Extra Point) (Drive Info)	Visitor	Home
------	-----	------	---	---------	------

National Football League Game Summary

NFL Copyright © 2018 by The National Football League. All rights reserved. This summary and play-by-play is for the express purpose of assisting media in their coverage of the game; any other use of this material is prohibited without the written permission of the National Football League. Updated: 8/31/2018

Ravens	1	7:31	L.Jackson 1 yd. run (K.Vedvik kick) (13-81, 7:29)	0	7
Redskins	2	11:56	B.Quick 4 yd. pass from K.Hogan (D.Hopkins kick) (13-87, 7:02)	7	7
Ravens	2	9:42	K.Vedvik 35 yd. Field Goal (7-59, 2:14)	7	10
Ravens	2	4:19	K.Vedvik 56 yd. Field Goal (5-16, 2:03)	7	13
Ravens	3	8:33	V.Mayle 14 yd. pass from J.Woodrum (K.Vedvik kick) (7-92, 3:27)	7	20
Ravens	3	7:38	K.Nacua 23 yd. interception return (K.Vedvik kick)	7	27
Redskins	3	3:07	J.Holtz 6 yd. pass from K.Hogan (D.Hopkins kick) (8-75, 4:31)	14	27
Ravens	4	8:19	K.Vedvik 21 yd. Field Goal (4-6, 2:02)	14	30
Redskins	4	4:33	D.Smith 28 yd. pass from K.Hogan (pass failed) (7-75, 3:46)	20	30
Paid Attendance: 70,028				Time: 3:10	

Washington Redskins vs Baltimore Ravens
8/30/2018 at M&T Bank Stadium

Final Individual Statistics

Washington Redskins

Baltimore Ravens

RUSHING	ATT	YDS	AVG	LG	TD	RUSHING	ATT	YDS	AVG	LG	TD
R.Kelley	11	49	4.5	12	0	M.Thompson	14	91	6.5	32	0
D.Smith	7	42	6.0	20	0	D.Turner	10	53	5.3	28	0
S.Perine	7	30	4.3	12	0	L.Jackson	3	25	8.3	14	1
K.Bibbs	2	11	5.5	6	0	K.Dixon	5	12	2.4	8	0
K.Hogan	1	-1	-1.0	-1	0	J.Woodrum	1	-1	-1.0	-1	0
Total	28	131	4.7	20	0	Total	33	180	5.5	32	1

PASSING	ATT	CMP	YDS	SK/YD	TD	LG	IN	RT	PASSING	ATT	CMP	YDS	SK/YD	TD	LG	IN	RT
K.Hogan	38	22	272	4/29	3	38	2	84.5	L.Jackson	15	9	109	1/3	0	45	0	82.4
Total	38	22	272	4/29	3	38	2	84.5	J.Woodrum	8	3	37	0/0	1	15	1	52.6
									Total	23	12	146	1/3	1	45	1	68.4

PASS RECEIVING	TAR	REC	YDS	AVG	LG	TD	PASS RECEIVING	TAR	REC	YDS	AVG	LG	TD
D.Kidsy	8	5	46	9.2	17	0	M.Andrews	3	3	61	20.3	45	0
S.Cobbs	4	3	75	25.0	38	0	B.Perriman	4	3	24	8.0	9	0
T.Quinn	3	3	43	14.3	33	0	M.Thompson	3	2	11	5.5	8	0
K.Bibbs	3	3	41	13.7	26	0	D.Posey	3	1	15	15.0	15	0
R.Kelley	2	2	14	7.0	10	0	V.Mayle	1	1	14	14.0	14	1
J.Holtz	2	2	11	5.5	6	1	D.Waller	4	1	13	13.0	13	0
D.Smith	2	1	28	28.0	28	1	J.Lasley	3	1	8	8.0	8	0
M.Flanagan	3	1	5	5.0	5	0	T.White	1	0	0	0.0	0	0
G.Hudson	2	1	5	5.0	5	0	J.Grant	1	0	0	0.0	0	0
B.Quick	2	1	4	4.0	4	1							
S.Fields	3	0	0	0.0	0	0							
C.Sims	2	0	0	0.0	0	0							
S.Perine	1	0	0	0.0	0	0							
D.Williams	1	0	0	0.0	0	0							
Total	38	22	272	12.4	38	3	Total	23	12	146	12.2	45	1

INTERCEPTIONS	NO	YDS	AVG	LG	TD	INTERCEPTIONS	NO	YDS	AVG	LG	TD
R.Texada	1	21	21.0	21	0	R.Daniel	1	24	24.0	24	0
Total	1	21	21.0	21	0	K.Nacua	1	23	23.0	23	1
						Total	2	47	23.5	24	1

PUNTING	NO	YDS	AVG	NET	TB	IN20	LG	PUNTING	NO	YDS	AVG	NET	TB	IN20	LG
T.Way	3	160	53.3	46.0	0	1	61	K.Vedvik	5	212	42.4	41.0	0	2	48
Total	3	160	53.3	46.0	0	1	61	Total	5	212	42.4	41.0	0	2	48

PUNT RETURNS	NO	YDS	AVG	FC	LG	TD	PUNT RETURNS	NO	YDS	AVG	FC	LG	TD
T.Quinn	1	7	7.0	0	7	0	T.White	1	11	11.0	0	11	0
G.Stroman	0	0	0.0	2	0	0	J.Grant	1	11	11.0	0	11	0
[OUT OF BOUNDS]	2	0	0.0	0	0	0	[DOWNED]	1	0	0.0	0	0	0
Total	1	7	7.0	2	7	0	Total	2	22	11.0	0	11	0

KICKOFF RETURNS	NO	YDS	AVG	FC	LG	TD	KICKOFF RETURNS	NO	YDS	AVG	FC	LG	TD
[TOUCHBACK]	7	0	0.0	0	0	0	T.White	1	23	23.0	0	23	0
Total	0	0	0.0	0	0	0	[TOUCHBACK]	3	0	0.0	0	0	0
							Total	1	23	23.0	0	23	0

Washington Redskins

FUMBLES	FUM	LOST	OWN-REC	YDS	TD	FORCED	OPP-REC	YDS	TD	OUT-BDS
S.Perine	1	1	0	0	0	0	0	0	0	0
Total	1	1	0	0	0	0	0	0	0	0

Baltimore Ravens

FUMBLES	FUM	LOST	OWN-REC	YDS	TD	FORCED	OPP-REC	YDS	TD	OUT-BDS
P.Ricard	0	0	0	0	0	1	1	0	0	0
Total	0	0	0	0	0	1	1	0	0	0

Final Team Statistics

	Visitor Redskins	Home Ravens
TOTAL FIRST DOWNS	25	19
By Rushing	6	10
By Passing	15	8
By Penalty	4	1
THIRD DOWN EFFICIENCY	6-14-43%	1-10-10%
FOURTH DOWN EFFICIENCY	0-2-0%	1-1-100%
TOTAL NET YARDS	374	323
Total Offensive Plays (inc. times thrown passing)	70	57
Average gain per offensive play	5.3	5.7
NET YARDS RUSHING	131	180
Total Rushing Plays	28	33
Average gain per rushing play	4.7	5.5
Tackles for a loss-number and yards	3-8	5-6
NET YARDS PASSING	243	143
Times thrown - yards lost attempting to pass	4-29	1-3
Gross yards passing	272	146
PASS ATTEMPTS-COMPLETIONS-HAD INTERCEPTED	38-22-2	23-12-1
Avg gain per pass play (inc.# thrown passing)	5.8	6.0
KICKOFFS Number-In End Zone-Touchbacks	4-4-3	7-7-7
PUNTS Number and Average	3-53.3	5-42.4
Had Blocked	0	0
FGs - PATs Had Blocked	0-0	0-0
Net Punting Average	46.0	41.0
TOTAL RETURN YARDAGE (Not Including Kickoffs)	28	69
No. and Yards Punt Returns	1-7	2-22
No. and Yards Kickoff Returns	0-0	1-23
No. and Yards Interception Returns	1-21	2-47
PENALTIES Number and Yards	8-50	6-40
FUMBLES Number and Lost	1-1	0-0
TOUCHDOWNS	3	3
Rushing	0	1
Passing	3	1
Interceptions	0	1
EXTRA POINTS Made-Attempts	2-3	3-3
Kicking Made-Attempts	2-2	3-3
Passing Made-Attempts	0-1	0-0
FIELD GOALS Made-Attempts	0-1	3-3
RED ZONE EFFICIENCY	2-3-67%	2-4-50%
GOAL TO GO EFFICIENCY	2-3-67%	1-2-50%
SAFETIES	0	0
FINAL SCORE	20	30
TIME OF POSSESSION	31:26	28:34

Ball Possession And Drive Chart

Washington Redskins

#	Time Recd	Time Lost	Time Poss	How Ball Obtained	Drive Began	# Play	Yds Gain	Yds Pen	Net Yds	1st Down	Last Scrm	How Given Up
1	7:31	5:31	2:00	Kickoff	WAS 25	3	6	0	6	0	WAS 31	Punt
2	3:58	11:56	7:02	Punt	WAS 13	13	78	9	87	9	* BLT 4	Touchdown
3	9:42	6:22	3:20	Kickoff	WAS 30	7	24	0	24	2	BLT 44	Fumble
4	4:19	1:29	2:50	Kickoff	WAS 25	8	70	-14	56	3	* BLT 19	Missed FG
5	0:10	0:00	0:10	Punt	WAS 12	1	-1	0	-1	0	WAS 12	End of Half
6	15:00	13:59	1:01	Kickoff	WAS 25	3	4	0	4	0	WAS 29	Punt
7	12:57	12:00	0:57	Punt	WAS 35	3	1	0	1	0	WAS 36	Punt
8	8:33	7:38	0:55	Kickoff	WAS 25	3	1	0	1	0	WAS 26	Interception
9	7:38	3:07	4:31	Kickoff	WAS 25	8	70	5	75	5	* BLT 6	Touchdown
10	14:45	13:44	1:01	Interception	BLT 42	4	2	0	2	0	BLT 40	Downs
11	11:44	10:21	1:23	Punt	WAS 20	3	0	0	0	0	WAS 20	Interception
12	8:19	4:33	3:46	Kickoff	WAS 25	7	75	0	75	4	BLT 28	Touchdown
13	2:48	0:18	2:30	Punt	WAS 14	8	44	-10	34	2	WAS 48	Downs

(332) Average WAS 26

Baltimore Ravens

#	Time Recd	Time Lost	Time Poss	How Ball Obtained	Drive Began	# Play	Yds Gain	Yds Pen	Net Yds	1st Down	Last Scrm	How Given Up
1	15:00	7:31	7:29	Kickoff	BLT 19	13	91	-10	81	7	* WAS 1	Touchdown
2	5:31	3:58	1:33	Punt	BLT 37	3	8	0	8	0	BLT 45	Punt
3	11:56	9:42	2:14	Kickoff	BLT 25	7	59	0	59	2	* WAS 16	Field Goal
4	6:22	4:19	2:03	Fumble	BLT 46	5	16	0	16	1	WAS 38	Field Goal
5	1:29	0:10	1:19	Missed FG	BLT 27	5	17	0	17	1	BLT 44	Punt
6	13:59	12:57	1:02	Punt	BLT 21	3	3	0	3	0	BLT 24	Punt
7	12:00	8:33	3:27	Punt	BLT 8	7	87	5	92	6	* WAS 14	Touchdown
8	3:07	14:45	3:22	Kickoff	BLT 25	6	24	0	24	2	BLT 49	Interception
9	13:44	11:44	2:00	Downs	BLT 40	3	8	0	8	0	BLT 48	Punt
10	10:21	8:19	2:02	Interception	WAS 9	4	6	0	6	0	* WAS 3	Field Goal
11	4:33	2:48	1:45	Kickoff	BLT 25	3	5	0	5	0	BLT 30	Punt
12	0:18	0:00	0:18	Downs	WAS 48	1	-1	0	-1	0	WAS 48	End of Game

(416) Average BLT 35

* inside opponent's 20

Time of Possession by Quarter

	1st	2nd	3rd	4th	OT	Total
Visitor Washington Redskins	5:58	9:24	7:24	8:40		31:26
Home Baltimore Ravens	9:02	5:36	7:36	6:20		28:34

Kickoff Drive No.-Start Average

Redskins: 7 - WAS 26

Ravens: 4 - BLT 24

Washington Redskins vs Baltimore Ravens
8/30/2018 at M&T Bank Stadium

Final Defensive Statistics

Washington Redskins	Regular Defensive Plays											Special Teams					Misc			
	TKL	AST	COMB	SK	/ YDS	TFL	Q	IN	PD	FF	FR	TKL	AST	FF	FR	BL	TKL	AST	FF	FR
D.Everett	5	1	6	0	0	0	0	0	0	0	0	0	0	0	0	0	0	0	0	0
S.Hamilton	3	3	6	0	0	1	0	0	0	0	0	0	0	0	0	0	0	0	0	0
K.Ladler	4	0	4	0	0	0	0	0	1	0	0	0	0	0	0	0	0	0	0	0
R.Anderson	3	1	4	0	0	1	0	0	0	0	0	0	0	0	0	0	0	0	0	0
D.Sawyer	3	1	4	0	0	1	0	0	0	0	0	0	0	0	0	0	0	0	0	0
J.Harvey-Clemons	3	0	3	0	0	0	0	0	0	0	0	0	0	0	0	0	0	0	0	0
A.Alexander	2	1	3	0	0	0	0	0	1	0	0	0	0	0	0	0	0	0	0	0
V.Diggs	2	1	3	0	0	1	0	0	0	0	0	0	0	0	0	0	0	0	0	0
O.Pipkins	2	1	3	0	0	0	0	0	0	0	0	0	0	0	0	0	0	0	0	0
M.Flanagan	2	0	2	0	0	0	0	0	0	0	0	0	0	0	0	0	0	0	0	0
P.Robertson	1	1	2	1	3	1	1	0	0	0	0	0	0	0	0	0	0	0	0	0
M.Spaight	1	1	2	0	0	0	0	0	0	0	0	0	0	0	0	0	0	0	0	0
J.Fernandez	1	0	1	0	0	1	0	0	1	0	0	0	0	0	0	0	0	0	0	0
T.Apke	1	0	1	0	0	0	0	0	0	0	0	0	0	0	0	0	0	0	0	0
G.Stroman	1	0	1	0	0	0	0	0	0	0	0	0	0	0	0	0	0	0	0	0
P.Iworah	1	0	1	0	0	0	0	0	0	0	0	0	0	0	0	0	0	0	0	0
C.McKinzy	1	0	1	0	0	0	0	0	0	0	0	0	0	0	0	0	0	0	0	0
T.Settle	0	1	1	0	0	0	1	0	0	0	0	0	0	0	0	0	0	0	0	0
F.Smithson	0	1	1	0	0	0	0	0	0	0	0	0	0	0	0	0	0	0	0	0
J.Kling	0	1	1	0	0	0	0	0	0	0	0	0	0	0	0	0	0	0	0	0
D.Johnson	0	0	0	0	0	0	0	0	1	0	0	0	0	0	0	0	0	0	0	0
R.Texada	0	0	0	0	0	0	0	1	1	0	0	0	0	0	0	0	0	0	0	0
N.Sundberg	0	0	0	0	0	0	0	0	0	0	0	0	0	0	0	0	0	0	0	0
T.Bergstrom	0	0	0	0	0	0	0	0	0	0	0	0	0	0	0	0	1	0	0	0
K.Hogan	0	0	0	0	0	0	0	0	0	0	0	0	0	0	0	0	1	0	0	0
Total	36	14	50	1	3	6	2	1	5	0	0	2	2	0	0	0	2	0	0	0

TKL = Tackle AST = Assist COMB = Combined QH=QB Hit IN = Interception PD = Pass Defense FF = Forced Fumble FR = Fumble Recovery

Baltimore Ravens	Regular Defensive Plays											Special Teams					Misc			
	TKL	AST	COMB	SK	/ YDS	TFL	QH	IN	PD	FF	FR	TKL	AST	FF	FR	BL	TKL	AST	FF	FR
B.Kaufusi	8	2	10	2	13	2	3	0	0	0	0	0	0	0	0	0	0	0	0	0
C.Board	8	2	10	0	0	0	0	0	0	0	0	0	0	0	0	0	0	0	0	0
My.Humphrey	4	4	8	1	10	1	1	0	0	0	0	0	0	0	0	0	0	0	0	0
K.Nacua	4	2	6	0	0	0	0	1	1	0	0	0	0	0	0	0	0	0	0	0
J.Porter	4	0	4	0	0	0	0	0	1	0	0	0	0	0	0	0	0	0	0	0
P.Ricard	2	2	4	0	0	1	1	0	0	1	1	0	0	0	0	0	0	0	0	0
K.Young	2	1	3	0	0	0	0	0	0	0	0	0	0	0	0	0	0	0	0	0
Z.Sieler	0	3	3	0	0	0	1	0	0	0	0	0	0	0	0	0	0	0	0	0
C.Wormley	2	0	2	1	6	1	3	0	0	0	0	0	0	0	0	0	0	0	0	0
A.Averett	2	0	2	0	0	0	0	0	1	0	0	0	0	0	0	0	0	0	0	0
R.Daniel	2	0	2	0	0	0	0	1	1	0	0	0	0	0	0	0	0	0	0	0
C.Davis	1	1	2	0	0	0	0	0	0	0	0	0	0	0	0	0	0	0	0	0
D.Williams	1	0	1	0	0	0	0	0	2	0	0	0	0	0	0	0	0	0	0	0
C.LaCouture	1	0	1	0	0	1	0	0	0	0	0	0	0	0	0	0	0	0	0	0
C.Ezeala	1	0	1	0	0	0	0	0	0	0	0	0	0	0	0	0	0	0	0	0
T.Bowser	0	0	0	0	0	0	1	0	0	0	0	0	0	0	0	0	0	0	0	0
N.Keizer	0	0	0	0	0	0	0	0	0	0	0	1	0	0	0	0	0	0	0	0
A.Donnal	0	0	0	0	0	0	0	0	0	0	0	0	0	0	0	0	1	0	0	0
Total	42	17	59	4	29	6	10	2	6	1	1	1	0	0	0	0	1	0	0	0

First Quarter

8/30/2018

Play By Play

BLT wins toss, elects to Receive, and WAS elects to defend the East goal.

D.Hopkins kicks 69 yards from WAS 35 to BLT -4. T.White to BLT 19 for 23 yards (K.Ladler).

Baltimore Ravens at 15:00, (1st play from scrimmage 14:54)

1-10-BLT 19	(14:54) (Shotgun) L.Jackson pass short right to M.Andrews pushed ob at BLT 30 for 11 yards (D.Everett).	P1
<u>1-10-BLT 30</u>	(14:27) K.Dixon up the middle to BLT 29 for -1 yards (R.Anderson).	
2-11-BLT 29	(13:46) (Shotgun) L.Jackson left tackle to BLT 38 for 9 yards (G.Stroman).	
	<i>PENALTY on BLT-J.Eluemunor, Illegal Use of Hands, 10 yards, enforced at BLT 29 - No Play.</i>	
2-21-BLT 19	(13:23) (Shotgun) D.Turner up the middle pushed ob at BLT 47 for 28 yards (A.Alexander).	R2
<u>1-10-BLT 47</u>	(12:47) L.Jackson scrambles left end pushed ob at WAS 43 for 10 yards (J.Harvey-Clemons).	R3
<u>1-10-WAS 43</u>	(12:08) K.Dixon left guard to WAS 40 for 3 yards (V.Diggs; D.Everett).	
2-7-WAS 40	(11:28) L.Jackson pass short middle to M.Andrews to WAS 35 for 5 yards (D.Everett).	
3-2-WAS 35	(10:48) K.Dixon left guard to WAS 34 for 1 yard (R.Anderson).	
4-1-WAS 34	(10:13) L.Jackson pass short right to M.Thompson to WAS 26 for 8 yards (D.Everett).	P4
<u>1-10-WAS 26</u>	(9:35) M.Thompson right guard to WAS 25 for 1 yard (J.Harvey-Clemons, R.Anderson).	
2-9-WAS 25	(8:59) (Shotgun) L.Jackson pass short right to B.Perriman to WAS 16 for 9 yards (D.Everett).	P5
<u>1-10-WAS 16</u>	(8:21) M.Thompson right guard for 16 yards, TOUCHDOWN. The Replay Official reviewed the runner broke the plane ruling, and the play was REVERSED. M.Thompson right guard to WAS 1 for 15 yards (A.Alexander).	R6
<u>1-1-WAS 1</u>	(8:06) M.Thompson right guard to WAS 1 for no gain (S.Hamilton; T.Settle).	
2-1-WAS 1	(7:36) L.Jackson left end for 1 yard, TOUCHDOWN.	R7
	K.Vedvik extra point is GOOD, Center-M.Cox, Holder-S.Koch.	

WAS 0 BLT 7, 13 plays, 81 yards, 7:29 drive, 7:29 elapsed

K.Vedvik kicks 65 yards from BLT 35 to end zone, Touchback.

Washington Redskins at 7:31

1-10-WAS 25	(7:31) S.Perine right guard to WAS 29 for 4 yards (C.Davis).
2-6-WAS 29	(6:54) K.Hogan pass short middle to M.Flanagan to WAS 34 for 5 yards (K.Young).
3-1-WAS 34	(6:16) (Shotgun) K.Hogan sacked at WAS 31 for -3 yards (B.Kaufusi).
4-4-WAS 31	(5:38) (Punt formation) T.Way punts 43 yards to BLT 26, Center-N.Sundberg. T.White to BLT 37 for 11 yards (M.Flanagan).

Baltimore Ravens at 5:31

1-10-BLT 37	(5:31) (Shotgun) K.Dixon left guard to BLT 45 for 8 yards (R.Anderson).
2-2-BLT 45	(5:10) (No Huddle, Shotgun) K.Dixon left guard to BLT 46 for 1 yard (M.Spaight).
3-1-BLT 46	(4:37) D.Turner up the middle to BLT 45 for -1 yards (S.Hamilton).
4-2-BLT 45	(4:05) (Punt formation) K.Vedvik punts 42 yards to WAS 13, Center-T.Sieg, fair catch by G.Stroman.

Washington Redskins at 3:58

1-10-WAS 13	(3:58) <i>PENALTY on WAS-B.Quick, False Start, 5 yards, enforced at WAS 13 - No Play.</i>	
1-15-WAS 8	(3:58) R.Kelley right guard to WAS 5 for -3 yards (P.Ricard).	
2-18-WAS 5	(3:13) (Shotgun) R.Kelley right guard to WAS 17 for 12 yards (B.Kaufusi, K.Young).	
3-6-WAS 17	(2:33) (Shotgun) K.Hogan pass short middle to K.Bibbs to WAS 25 for 8 yards (C.Board).	P1
<u>1-10-WAS 25</u>	(1:59) R.Kelley right guard to WAS 34 for 9 yards (C.Board).	
2-1-WAS 34	(1:20) R.Kelley left guard to WAS 36 for 2 yards (Z.Sieler; My.Humphrey).	R2
<u>1-10-WAS 36</u>	(:40) (Shotgun) K.Hogan pass short right to R.Kelley to WAS 46 for 10 yards (B.Kaufusi). BLT-S.Jean-Baptiste was injured during the play.	P3

END OF QUARTER

	Score	Time Poss	First Downs				Efficiencies	
			R	P	X	T	3 Down	4 Down
Washington Redskins	0	5:58	1	2	0	3	1/2	0/0
Baltimore Ravens	7	9:02	4	3	0	7	0/2	1/1

Second Quarter

8/30/2018

Play By Play

Washington Redskins continued.

<u>1-10-WAS 46</u>	(15:00) R.Kelley up the middle to BLT 46 for 8 yards (C.Board, P.Ricard).	
2-2-BLT 46	(14:21) K.Hogan pass short left to R.Kelley to BLT 42 for 4 yards (K.Young).	P4
<u>1-10-BLT 42</u>	(13:44) R.Kelley up the middle to BLT 31 for 11 yards (K.Nacua).	R5
<u>1-10-BLT 31</u>	(13:05) (Shotgun) K.Hogan pass incomplete deep right to C.Sims.	
2-10-BLT 31	(13:00) S.Perine right end to BLT 19 for 12 yards (C.Board).	R6
	<i>PENALTY on BLT-C.Board, Horse Collar Tackle, 10 yards, enforced at BLT 19.</i>	X7
<u>1-9-BLT 9</u>	(12:37) R.Kelley up the middle to BLT 8 for 1 yard (C.Board).	
2-8-BLT 8	(12:05) (Shotgun) K.Hogan pass incomplete short middle to R.Kelley.	
	<i>PENALTY on BLT-C.Ezeala, Unnecessary Roughness, 4 yards, enforced at BLT 8 - No Play.</i>	X8
<u>1-4-BLT 4</u>	(12:01) K.Hogan pass short left to B.Quick for 4 yards, TOUCHDOWN.	P9
	D.Hopkins extra point is GOOD, Center-N.Sundberg, Holder-T.Way.	

WAS 7 BLT 7, 13 plays, 87 yards, 2 penalties, 7:02 drive, 3:04 elapsed

D.Hopkins kicks 65 yards from WAS 35 to end zone, Touchback.

Baltimore Ravens at 11:56

1-10-BLT 25	(11:56) (Shotgun) L.Jackson pass short middle to B.Perriman to BLT 34 for 9 yards (S.Hamilton).	
2-1-BLT 34	(11:33) (No Huddle, Shotgun) M.Thompson right guard to BLT 37 for 3 yards (T.Apke, M.Spaight).	R8
<u>1-10-BLT 37</u>	(11:07) (No Huddle, Shotgun) L.Jackson pass short middle to M.Andrews to WAS 18 for 45 yards (G.Stroman).	P9
<u>1-10-WAS 18</u>	(10:20) M.Thompson left end to WAS 16 for 2 yards (D.Everett).	
2-8-WAS 16	(9:52) (No Huddle, Shotgun) L.Jackson pass incomplete deep right to J.Lasley.	
3-8-WAS 16	(9:50) (Shotgun) L.Jackson pass incomplete short right to J.Lasley (D.Johnson) [T.Settle].	
4-8-WAS 16	(9:45) (Field Goal formation) K.Vedvik 35 yard field goal is GOOD, Center-T.Sieg, Holder-S.Koch.	

WAS 7 BLT 10, 7 plays, 59 yards, 2:14 drive, 5:18 elapsed
--

K.Vedvik kicks 65 yards from BLT 35 to end zone, Touchback.

PENALTY on BLT-D.Turner, Offside on Free Kick, 5 yards, enforced at WAS 25.

Washington Redskins at 9:42

1-10-WAS 30	(9:42) S.Perine right guard to WAS 37 for 7 yards (K.Nacua).	
2-3-WAS 37	(9:03) K.Hogan pass incomplete deep right to B.Quick [C.Wormley].	
3-3-WAS 37	(8:56) (Shotgun) K.Hogan pass short right to T.Quinn to WAS 42 for 5 yards (J.Porter).	P10
<u>1-10-WAS 42</u>	(8:22) S.Perine left guard to WAS 46 for 4 yards (C.Board, B.Kaufusi).	
2-6-WAS 46	(7:47) (Shotgun) K.Hogan pass short middle to J.Holtz to BLT 49 for 5 yards (C.Board).	
	Timeout #1 by WAS at 07:04.	
3-1-BLT 49	(7:04) (Shotgun) K.Hogan pass short right to T.Quinn pushed ob at BLT 44 for 5 yards (J.Porter).	P11
<u>1-10-BLT 44</u>	(6:27) S.Perine up the middle to BLT 46 for -2 yards (P.Ricard). FUMBLES (P.Ricard), RECOVERED by BLT-P.Ricard at BLT 46. P.Ricard to BLT 46 for no gain (T.Bergstrom).	
	<i>Penalty on WAS-T.Bergstrom, Offensive Holding, declined.</i>	

Baltimore Ravens at 6:22

1-10-BLT 46	(6:22) L.Jackson pass short right to D.Waller to WAS 41 for 13 yards (K.Ladler).	P10
<u>1-10-WAS 41</u>	(5:44) (Shotgun) L.Jackson pass deep left intended for B.Perriman INTERCEPTED by A.Alexander at WAS -5. Touchback. The Replay Official reviewed the interception ruling, and the play was REVERSED.	
	(Shotgun) L.Jackson pass incomplete deep left to B.Perriman (A.Alexander).	
2-10-WAS 41	(5:37) (Shotgun) L.Jackson pass short right to B.Perriman ran ob at WAS 35 for 6 yards.	
3-4-WAS 35	(5:06) (Shotgun) L.Jackson sacked at WAS 38 for -3 yards (P.Robertson).	
4-7-WAS 38	(4:24) K.Vedvik 56 yard field goal is GOOD, Center-T.Sieg, Holder-S.Koch.	

WAS 7 BLT 13, 5 plays, 16 yards, 2:03 drive, 10:41 elapsed

K.Vedvik kicks 65 yards from BLT 35 to end zone, Touchback.

Washington Redskins at 4:19

1-10-WAS 25	(4:19) K.Hogan pass short left to T.Quinn to BLT 42 for 33 yards (A.Averett).	P12
<u>1-10-BLT 42</u>	(3:41) (Shotgun) R.Kelley left guard to BLT 35 for 7 yards (C.Board; My.Humphrey).	
2-3-BLT 35	(3:07) (Shotgun) K.Hogan sacked at BLT 45 for -10 yards (B.Kaufusi).	
3-13-BLT 45	(2:18) (Shotgun) <i>PENALTY on WAS-K.Hogan, Delay of Game, 5 yards, enforced at BLT 45 - No Play.</i>	

Two-Minute Warning

Washington Redskins vs Baltimore Ravens at M&T Bank Stadium

- 3-18-50 (2:00) (Shotgun) K.Hogan pass deep right to S.Cobbs pushed ob at BLT 12 for 38 yards (J.Porter) [T.Bowser]. P13
PENALTY on BLT-T.Bowser, Roughing the Passer, 6 yards, enforced at BLT 12. X14
- 1-6-BLT 6 (1:53) R.Kelley up the middle for 6 yards, TOUCHDOWN NULLIFIED by Penalty.
PENALTY on WAS-M.Flanagan, Offensive Holding, 10 yards, enforced at BLT 6 - No Play.
- 1-16-BLT 16 (1:47) (Shotgun) R.Kelley up the middle to BLT 19 for -3 yards (C.LaCouture, My.Humphrey).
Timeout #1 by BLT at 01:42.
- 2-19-BLT 19 (1:42) (Shotgun) K.Hogan pass incomplete deep right to C.Sims (J.Porter).
- 3-19-BLT 19 (1:37) (Shotgun) K.Bibbs right guard to BLT 14 for 5 yards (B.Kaufusi).
Timeout #2 by BLT at 01:32.
- 4-14-BLT 14 (1:32) (Field Goal formation) *PENALTY on WAS-T.Bergstrom, False Start, 5 yards, enforced at BLT 14 - No Play.*
- 4-19-BLT 19 (1:32) (Field Goal formation) D.Hopkins 37 yard field goal is No Good, Wide Left, Center-N.Sundberg, Holder-T.Way.

Baltimore Ravens at 1:29

- 1-10-BLT 27 (1:29) (Shotgun) L.Jackson pass incomplete short right to D.Waller.
- 2-10-BLT 27 (1:24) (Shotgun) L.Jackson scrambles right end ran ob at BLT 41 for 14 yards. R11
- 1-10-BLT 41 (1:13) (Shotgun) L.Jackson pass incomplete short middle to M.Thompson.
- 2-10-BLT 41 (1:07) (Shotgun) L.Jackson pass incomplete short left to D.Posey.
- 3-10-BLT 41 (1:03) (Shotgun) L.Jackson pass short middle to M.Thompson to BLT 44 for 3 yards (S.Hamilton).
Timeout #3 by BLT at 00:16.
- 4-7-BLT 44 (:16) (Punt formation) K.Vedvik punts 44 yards to WAS 12, Center-T.Sieg, fair catch by G.Stroman.

Washington Redskins at 0:10

- 1-10-WAS 12 (:10) K.Hogan kneels to WAS 11 for -1 yards.

END OF QUARTER

		Time	First Downs				Efficiencies	
	Score	Poss	R	P	X	T	3 Down	4 Down
Washington Redskins	7	9:24	2	6	3	11	3/4	0/0
Baltimore Ravens	13	5:36	2	2	0	4	0/3	0/0

Third Quarter

8/30/2018

Play By Play

WAS elects to Receive, and BLT elects to defend the East goal.

K.Vedvik kicks 65 yards from BLT 35 to end zone, Touchback.

Washington Redskins at 15:00

- 1-10-WAS 25 (15:00) S.Perine up the middle to WAS 29 for 4 yards (K.Nacua).
 2-6-WAS 29 (14:21) (Shotgun) K.Hogan pass incomplete short right to S.Perine.
 3-6-WAS 29 (14:17) (Shotgun) K.Hogan pass incomplete short right to D.Kidsy.
 4-6-WAS 29 (14:12) (Punt formation) T.Way punts 61 yards to BLT 10, Center-N.Sundberg. J.Grant to BLT 21 for 11 yards (N.Sundberg; S.Hamilton).

Baltimore Ravens at 13:59

- 1-10-BLT 21 (13:59) Josh Woodrum in at QB for BALT. D.Turner up the middle to BLT 24 for 3 yards (D.Sawyer, P.Robertson).
 2-7-BLT 24 (13:18) J.Woodrum pass short left to D.Waller to BLT 33 for 9 yards (K.Ladler).
 Washington challenged the pass completion ruling, and the play was REVERSED.
 J.Woodrum pass incomplete short left to D.Waller (K.Ladler).
 3-7-BLT 24 (13:11) (Shotgun) J.Woodrum pass incomplete short middle to T.White.
 4-7-BLT 24 (13:05) (Punt formation) K.Vedvik punts 48 yards to WAS 28, Center-T.Sieg. T.Quinn to WAS 35 for 7 yards (N.Keizer).

Washington Redskins at 12:57

- 1-10-WAS 35 (12:57) S.Perine right guard to WAS 36 for 1 yard (B.Kaufusi).
 2-9-WAS 36 (12:20) (Shotgun) K.Hogan pass incomplete short left to M.Flanagan (D.Williams).
 3-9-WAS 36 (12:14) (Shotgun) K.Hogan pass short middle to D.Kidsy to WAS 48 for 12 yards (A.Averett).
 Baltimore challenged the pass completion ruling, and the play was REVERSED.
 (Shotgun) K.Hogan pass incomplete short middle to D.Kidsy (A.Averett).
 4-9-WAS 36 (12:09) (Punt formation) T.Way punts 56 yards to BLT 8, Center-N.Sundberg, downed by WAS-T.Quinn.

Baltimore Ravens at 12:00

- 1-10-BLT 8 (12:00) M.Thompson right guard to BLT 23 for 15 yards (K.Ladler) R12
1-10-BLT 23 (11:21) (Shotgun) J.Woodrum pass short middle to D.Posey to BLT 38 for 15 yards (F.Smithson; A.Alexander) P13
1-10-BLT 38 (10:41) M.Thompson right tackle to WAS 30 for 32 yards (K.Ladler) R14
1-10-WAS 30 (9:53) (Shotgun) J.Woodrum pass incomplete short middle to J.Grant.
 2-10-WAS 30 (9:48) D.Turner up the middle pushed ob at WAS 21 for 9 yards (K.Ladler).
 3-1-WAS 21 (9:21) D.Turner right guard to WAS 19 for 2 yards (S.Hamilton; D.Sawyer) R15
1-10-WAS 19 (8:44) J.Woodrum pass incomplete deep right to J.Lasley (A.Alexander).
PENALTY on WAS-A.Alexander, Illegal Use of Hands, 5 yards, enforced at WAS 19 - No Play. X16
 Timeout #1 by BLT at 08:38.
1-10-WAS 14 (8:38) (Shotgun) J.Woodrum pass short middle to V.Mayle for 14 yards, TOUCHDOWN. P17
 K.Vedvik extra point is GOOD, Center-T.Sieg, Holder-S.Koch.

WAS 7 BLT 20, 7 plays, 92 yards, 1 penalty, 3:27 drive, 6:27 elapsed

K.Vedvik kicks 65 yards from BLT 35 to end zone, Touchback.

Washington Redskins at 8:33

- 1-10-WAS 25 (8:33) R.Kelley up the middle to WAS 26 for 1 yard (K.Nacua; C.Davis).
 2-9-WAS 26 (7:52) (Shotgun) K.Hogan pass incomplete short middle to D.Kidsy [B.Kaufusi].
 3-9-WAS 26 (7:46) (Shotgun) K.Hogan pass short right intended for G.Hudson INTERCEPTED by K.Nacua at WAS 23. K.Nacua for 23 yards, TOUCHDOWN.

Baltimore Ravens at 7:38

K.Vedvik extra point is GOOD, Center-T.Sieg, Holder-S.Koch.

WAS 7 BLT 27, 0 plays, 23 yards, 0:00 drive, 7:22 elapsed

K.Vedvik kicks 65 yards from BLT 35 to end zone, Touchback.

Washington Redskins at 7:38

- 1-10-WAS 25 (7:38) (Shotgun) R.Kelley right guard to WAS 29 for 4 yards (My.Humphrey, Z.Sieler).
 2-6-WAS 29 (7:02) D.Smith up the middle to WAS 30 for 1 yard (B.Kaufusi).
 3-5-WAS 30 (6:18) (Shotgun) K.Hogan pass deep right to K.Bibbs pushed ob at BLT 44 for 26 yards (K.Nacua) P15
1-10-BLT 44 (5:47) D.Smith right tackle to BLT 24 for 20 yards (R.Daniel) R16
PENALTY on BLT-My.Humphrey, Illegal Use of Hands, 5 yards, enforced at BLT 24. X17
1-10-BLT 19 (5:15) D.Smith left guard to BLT 13 for 6 yards (B.Kaufusi; C.Board).
 2-4-BLT 13 (4:34) D.Smith up the middle to BLT 6 for 7 yards (R.Daniel) R18
1-6-BLT 6 (3:56) D.Smith right guard to BLT 6 for no gain (C.Wormley).

Washington Redskins vs Baltimore Ravens at M&T Bank Stadium

2-6-BLT 6

(3:16) (Shotgun) K.Hogan pass short middle to J.Holtz for 6 yards, TOUCHDOWN.

P19

D.Hopkins extra point is GOOD, Center-N.Sundberg, Holder-T.Way.

WAS 14 BLT 27, 8 plays, 75 yards, 1 penalty, 4:31 drive, 11:53 elapsed

D.Hopkins kicks 65 yards from WAS 35 to end zone, Touchback.

Baltimore Ravens at 3:07

1-10-BLT 25 (3:07) M.Thompson right guard to BLT 34 for 9 yards (O.Pipkins).

2-1-BLT 34 (2:24) D.Turner right tackle to BLT 36 for 2 yards (J.Harvey-Clemons).

R18

1-10-BLT 36 (1:48) D.Turner up the middle to BLT 42 for 6 yards (D.Sawyer).

2-4-BLT 42 (1:10) J.Woodrum pass short right to J.Lasley to 50 for 8 yards (P.Iworah).

P19

1-10-50 (:33) D.Turner right guard to BLT 49 for -1 yards (D.Sawyer). BLT-R.Creclius was injured during the play.

END OF QUARTER

	Score	Time Poss	First Downs				Efficiencies	
			R	P	X	T	3 Down	4 Down
Washington Redskins	14	7:24	2	2	1	5	1/4	0/0
Baltimore Ravens	27	7:36	4	3	1	8	1/2	0/0

Fourth Quarter

8/30/2018

Play By Play

Baltimore Ravens continued.

2-11-BLT 49 (15:00) J.Woodrum pass short left intended for D.Posey INTERCEPTED by R.Texada at WAS 37. R.Texada to BLT 42 for 21 yards (A.Donnal).
BLT-M.Shakir was injured during the play.

Washington Redskins at 14:45

1-10-BLT 42 (14:45) D.Smith right guard to BLT 40 for 2 yards (P.Ricard; Z.Sieler).
2-8-BLT 40 (14:01) K.Hogan pass incomplete short left to D.Smith [C.Wormley].
3-8-BLT 40 (13:56) (Shotgun) K.Hogan pass incomplete short middle to M.Flanagan.
4-8-BLT 40 (13:52) (Shotgun) K.Hogan pass incomplete deep left to S.Fields (D.Williams).

Baltimore Ravens at 13:44

1-10-BLT 40 (13:44) M.Thompson right tackle to BLT 41 for 1 yard (C.McKinzy).
2-9-BLT 41 (13:12) (Shotgun) M.Thompson right guard to BLT 49 for 8 yards (V.Diggs).
3-1-BLT 49 (12:30) M.Thompson right guard to BLT 48 for -1 yards (V.Diggs).
Timeout #1 by WAS at 11:53.
4-2-BLT 48 (11:51) (Punt formation) K.Vedvik punts 32 yards to WAS 20, Center-T.Sieg, out of bounds.

Washington Redskins at 11:44

1-10-WAS 20 (11:44) K.Hogan sacked at WAS 14 for -6 yards (C.Wormley).
2-16-WAS 14 (11:07) (Shotgun) K.Bibbs up the middle to WAS 20 for 6 yards (My.Humphrey).
3-10-WAS 20 (10:31) (Shotgun) K.Hogan pass short middle intended for D.Williams INTERCEPTED by R.Daniel at WAS 33. R.Daniel to WAS 9 for 24 yards (K.Hogan).

Baltimore Ravens at 10:21

1-9-WAS 9 (10:21) M.Thompson left guard to WAS 2 for 7 yards (M.Flanagan).
2-2-WAS 2 (9:40) M.Thompson left tackle to WAS 1 for 1 yard (O.Pipkins).
3-1-WAS 1 (9:02) M.Thompson right guard to WAS 3 for -2 yards (J.Fernandez, J.Kling).
Timeout #2 by BLT at 08:22.
4-3-WAS 3 **(8:22) (Field Goal formation) K.Vedvik 21 yard field goal is GOOD, Center-T.Sieg, Holder-S.Koch.**

WAS 14 BLT 30, 4 plays, 6 yards, 2:02 drive, 6:41 elapsed
--

K.Vedvik kicks 65 yards from BLT 35 to end zone, Touchback.

Washington Redskins at 8:19

1-10-WAS 25 (8:19) (Shotgun) K.Hogan pass short left to G.Hudson pushed ob at WAS 30 for 5 yards (D.Williams).
2-5-WAS 30 (7:52) (Shotgun) D.Smith up the middle to WAS 36 for 6 yards (K.Nacua; My.Humphrey). R20
1-10-WAS 36 (7:15) (Shotgun) K.Hogan pass short middle to D.Kidsy to WAS 43 for 7 yards (C.Board).
2-3-WAS 43 (6:42) (Shotgun) K.Hogan pass deep right to D.Kidsy ran ob at BLT 41 for 16 yards. P21
1-10-BLT 41 (6:04) (Shotgun) K.Hogan pass short middle to S.Cobbs to BLT 31 for 10 yards (J.Porter). P22
1-10-BLT 31 (5:25) (Shotgun) K.Hogan pass short middle to D.Kidsy to BLT 28 for 3 yards (My.Humphrey).
2-7-BLT 28 **(4:33) (Shotgun) K.Hogan pass short middle to D.Smith for 28 yards, TOUCHDOWN.** P23
TWO-POINT CONVERSION ATTEMPT. K.Hogan pass to S.Cobbs is incomplete. ATTEMPT FAILS.

WAS 20 BLT 30, 7 plays, 75 yards, 3:46 drive, 10:27 elapsed
--

D.Hopkins kicks 65 yards from WAS 35 to end zone, Touchback.

Baltimore Ravens at 4:33

1-10-BLT 25 (4:33) D.Turner right guard to BLT 30 for 5 yards (S.Hamilton; O.Pipkins).
Timeout #3 by BLT at 03:49.
2-5-BLT 30 (3:49) D.Turner left guard to BLT 30 for no gain (M.Flanagan).
3-5-BLT 30 (3:00) (Shotgun) J.Woodrum pass incomplete short middle to D.Waller (J.Fernandez).
4-5-BLT 30 (2:52) (Punt formation) K.Vedvik punts 46 yards to WAS 24, Center-T.Sieg, out of bounds.
PENALTY on WAS-V.Diggs, Offensive Holding, 10 yards, enforced at WAS 24.

Washington Redskins at 2:48

1-10-WAS 14 (2:48) (Shotgun) K.Hogan pass deep left to S.Cobbs ran ob at WAS 41 for 27 yards. P24
1-10-WAS 41 (2:48) (Shotgun) *PENALTY on WAS-S.Fields, False Start, 5 yards, enforced at WAS 41 - No Play.*
1-15-WAS 36 (2:40) (Shotgun) K.Hogan pass short middle to D.Kidsy to WAS 39 for 3 yards (B.Kaufusi).
2-12-WAS 39 (2:10) (No Huddle, Shotgun) K.Hogan pass incomplete short left to S.Cobbs.
3-12-WAS 39 (2:04) (Shotgun) K.Hogan pass short left to D.Kidsy to BLT 44 for 17 yards (A.Averett) [P.Ricard]. P25

Two-Minute Warning

Washington Redskins vs Baltimore Ravens at M&T Bank Stadium

- 1-10-BLT 44 (1:57) (Shotgun) K.Hogan pass incomplete deep left to S.Fields [Z.Sieler].
- 2-10-BLT 44 (1:52) (Shotgun) K.Hogan pass short left to K.Bibbs to BLT 37 for 7 yards (C.Ezeala).
- 3-3-BLT 37 (1:19) (No Huddle, Shotgun) *PENALTY on WAS-T.Parris, False Start, 5 yards, enforced at BLT 37 - No Play.*
- 3-8-BLT 42 (1:01) (Shotgun) K.Hogan sacked at WAS 48 for -10 yards (My.Humphrey).
- 4-18-WAS 48 (:27) (No Huddle, Shotgun) K.Hogan pass incomplete deep left to S.Fields.

Baltimore Ravens at 0:18

- 1-10-WAS 48 (:18) J.Woodrum kneels to WAS 49 for -1 yards.

END OF QUARTER

	Score	Time Poss	First Downs				Efficiencies	
			R	P	X	T	3 Down	4 Down
Washington Redskins	20	8:40	1	5	0	6	1/4	0/2
Baltimore Ravens	30	6:20	0	0	0	0	0/3	0/0

Miscellaneous Statistics Report

Washington Redskins vs Baltimore Ravens
8/30/2018 at M&T Bank Stadium

Ten Longest Plays for Washington Redskins

Yards	Qtr	Play Start	Play Description
44	2	3-18-50	(2:00) (Shotgun) K.Hogan pass deep right to S.Cobbs pushed ob at BLT 12 for 38 yards (J.Porter) [T.Bowser]. PENALTY on BLT-T.Bowser, Roughing the Passer, 6 yards, enforced at BLT 12.
33	2	1-10-WAS 25	(4:19) K.Hogan pass short left to T.Quinn to BLT 42 for 33 yards (A.Averett).
28	4	2-7-BLT 28	(4:33) (Shotgun) K.Hogan pass short middle to D.Smith for 28 yards, TOUCHDOWN.
27	4	1-10-WAS 14	(2:48) (Shotgun) K.Hogan pass deep left to S.Cobbs ran ob at WAS 41 for 27 yards.
26	3	3-5-WAS 30	(6:18) (Shotgun) K.Hogan pass deep right to K.Bibbs pushed ob at BLT 44 for 26 yards (K.Nacua).
25	3	1-10-BLT 44	(5:47) D.Smith right tackle to BLT 24 for 20 yards (R.Daniel). PENALTY on BLT-My.Humphrey, Illegal Use of Hands, 5 yards, enforced at BLT 24.
22	2	2-10-BLT 31	(13:00) S.Perine right end to BLT 19 for 12 yards (C.Board). PENALTY on BLT-C.Board, Horse Collar Tackle, 10 yards, enforced at BLT 19.
17	4	3-12-WAS 39	(2:04) (Shotgun) K.Hogan pass short left to D.Kidsy to BLT 44 for 17 yards (A.Averett) [P.Ricard].
16	4	2-3-WAS 43	(6:42) (Shotgun) K.Hogan pass deep right to D.Kidsy ran ob at BLT 41 for 16 yards.
12	1	2-18-WAS 5	(3:13) (Shotgun) R.Kelley right guard to WAS 17 for 12 yards (B.Kaufusi, K.Young).

Ten Longest Plays for Baltimore Ravens

Yards	Qtr	Play Start	Play Description
45	2	1-10-BLT 37	(11:07) (No Huddle, Shotgun) L.Jackson pass short middle to M.Andrews to WAS 18 for 45 yards (G.Stroman).
32	3	1-10-BLT 38	(10:41) M.Thompson right tackle to WAS 30 for 32 yards (K.Ladler).
28	1	2-21-BLT 19	(13:23) (Shotgun) D.Turner up the middle pushed ob at BLT 47 for 28 yards (A.Alexander).
15	1	1-10-WAS 16	(8:21) M.Thompson right guard for 16 yards, TOUCHDOWN.
15	3	1-10-BLT 8	(12:00) M.Thompson right guard to BLT 23 for 15 yards (K.Ladler).
15	3	1-10-BLT 23	(11:21) (Shotgun) J.Woodrum pass short middle to D.Posey to BLT 38 for 15 yards (F.Smithson; A.Alexander).
14	2	2-10-BLT 27	(1:24) (Shotgun) L.Jackson scrambles right end ran ob at BLT 41 for 14 yards.
14	3	1-10-WAS 14	(8:38) (Shotgun) J.Woodrum pass short middle to V.Mayle for 14 yards, TOUCHDOWN.
13	2	1-10-BLT 46	(6:22) L.Jackson pass short right to D.Waller to WAS 41 for 13 yards (K.Ladler).
11	1	1-10-BLT 19	(14:54) (Shotgun) L.Jackson pass short right to M.Andrews pushed ob at BLT 30 for 11 yards (D.Everett).

Touchdown Scoring Information

		Offense	Defense	Special Teams
VISITOR	Washington Redskins	3	0	0
HOME	Baltimore Ravens	2	1	0

Player Scoring Information

Club	Player	TD	Rush TD	Rec TD	KO TD	Punt TD	Int TD	Fum TD	Misc TD	FG	XP	2Pt Rush	2Pt Rec	Sfty	Points
WAS	B.Quick	0	0	1	0	0	0	0	0	0	0	0	0	0	6
WAS	D.Smith	0	0	1	0	0	0	0	0	0	0	0	0	0	6
WAS	J.Holtz	0	0	1	0	0	0	0	0	0	0	0	0	0	6
WAS	D.Hopkins	0	0	0	0	0	0	0	0	0	2	0	0	0	2
BLT	K.Vedvik	0	0	0	0	0	0	0	0	3	3	0	0	0	12
BLT	L.Jackson	0	1	0	0	0	0	0	0	0	0	0	0	0	6
BLT	V.Mayle	0	0	1	0	0	0	0	0	0	0	0	0	0	6
BLT	K.Nacua	0	0	0	0	0	1	0	0	0	0	0	0	0	6

Possession Detail

	First Half		Second Half		Game	
	Visitor	Home	Visitor	Home	Visitor	Home
Largest Lead	0	7	0	20	0	20
Drives Leading	0	3	0	7	0	10
Time of Possession Leading	0:00	4:55	0:00	13:56	0:00	18:51
Largest Deficit	-7	0	-20	0	-20	0
Drives Trailing	5	0	8	0	13	0
Time of Possession Trailing	15:22	0:00	16:04	0:00	31:26	0:00
Times Score Tied Up		1		0		1
Lead Changes		2		0		2

Playtime Percentage

Percent of playtime per player on offense, defense and special teams

Washington Redskins						Baltimore Ravens					
		Offense	Defense	Special Teams				Offense	Defense	Special Teams	
I Williams	G	77	100%	4	14%	A Donnal	T	59	100%	6	21%
K Hogan	QB	77	100%			J Eluemunor	G	55	93%	5	17%
G Christian	T	59	77%	3	10%	N Siragusa	G	51	86%	6	21%
M Flanagan	TE	49	64%	19	66%	R Crecelius	T	48	81%	1	3%
T Bergstrom	G	41	53%	4	14%	J Lasley	WR	47	80%	10	34%
T Clemmings	T	41	53%	4	14%	B Bozeman	C	43	73%	3	10%
D Kidsy	WR	40	52%	7	24%	D Waller	TE	34	58%	15	52%
C Dunn	C	39	51%			M Thompson	RB	32	54%	10	34%
K Kalis	G	38	49%	4	14%	L Jackson	QB	32	54%		
S Cobbs	WR	37	48%	9	31%	B Perriman	WR	29	49%		
S Fields	WR	36	47%	1	3%	J Woodrum	QB	27	46%		
D Rhaney	C	36	47%			D Posey	WR	24	41%	9	31%
T Quinn	WR	34	44%	5	17%	M Shakir	G	24	41%	3	10%
T Parris	T	33	43%	1	3%	D Turner	RB	20	34%	12	41%
B Quick	WR	30	39%	6	21%	M Andrews	TE	19	32%	5	17%
K Bibbs	RB	27	35%	10	34%	V Mayle	TE	18	31%	2	7%
J Holtz	TE	24	31%	12	41%	J Grant	WR	16	27%	4	14%
C Sims	WR	24	31%	7	24%	T White	WR	13	22%	6	8%
G Hudson	TE	24	31%	6	21%	C Ezeala	FB	13	22%	9	31%
R Kelley	RB	20	26%	5	17%	N Keizer	TE	11	19%	19	66%
T Nsekhe	T	18	23%	1	3%	C Lee	G	8	14%	6	21%
D Smith	RB	16	21%	5	17%	K Dixon	RB	8	14%	1	3%
S Perine	RB	14	18%			J Evans	T	7	12%	6	21%
D Williams	WR	10	13%	1	3%	A Levrone	WR	6	10%	12	41%
J Kling	T	3	4%	3	10%	P Ricard	NT	5	8%	47	61%
S Hamilton	LB			56	95%	K Nacua	SS			77	100%
G Stroman	DB			46	78%	C Board	LB			77	100%
A Alexander	CB			43	73%	R Daniel	CB			74	96%
J Harvey-Clemons	LB			33	56%	B Kaufusi	DE			74	96%
P Robertson	LB			33	56%	J Porter	DB			67	87%
O Pipkins	NT			32	54%	D Williams	DB			65	84%
T Apke	DB			32	54%	A Averett	DB			65	84%
P Taylor	DE			30	51%	C Wormley	DT			59	77%
T Settle	NT			28	47%	M Humphrey	DE			52	68%
V Diggs	LB			26	44%	C Davis	NT			41	53%
D Sawyer	DE			26	44%	Z Sieler	DE			39	51%
K Ladler	S			25	42%	T Bowser	LB			31	40%
F Smithson	FS			24	41%	C LaCouture	DE			30	39%
R Anderson	LB			23	39%	K Young	LB			25	32%
D Everett	SS			23	39%	S Jean-Baptiste	CB			10	13%
C McKinzy	LB			22	37%	T Williams	LB			8	10%
D Johnson	DB			21	36%	K Vedvik	P				
M Spaight	LB			19	32%	G Edwards	RB				
J Wicker	DT			18	31%	T Sieg	LS				
P Iworah	CB			16	27%					11	38%

Q Blanding	DB	16	27%	6	21%	S Koch	P	6	21%
A Lanier	DE	15	25%	2	7%				
D Nicolas	LB	14	24%						
R Texada	DB	11	19%	12	41%				
J Fernandez	LB	7	12%	7	24%				
F Moreau	CB	7	12%						
Z Vigil	LB	3	5%	3	10%				
D Hopkins	K			8	28%				
N Sundberg	LS			7	24%				
T Way	P			7	24%				