



2019

WEEKLY GUIDE



PRESEASON WEEK 1

WASHINGTON REDSKINS AT CLEVELAND BROWNS

AUGUST 8, 2019 | CLEVELAND, OH

WASHINGTON REDSKINS

21300 Redskin Park Drive | Ashburn, VA 20147 | 703.726.7000
@Redskins | www.Redskins.com | media.Redskins.com



PRESEASON - WEEK 1 WASHINGTON REDSKINS (0-0) AT CLEVELAND BROWNS (0-0)

Thursday, Aug. 8 | 7:30 p.m. ET
FirstEnergy Stadium [67,895] | Cleveland, Ohio



REDSKINS OPEN 2019 PRESEASON AT BROWNS

The Washington Redskins will travel this week to open their 2019 preseason schedule when the team faces the Cleveland Browns. Kick-off at FirstEnergy Stadium is scheduled for 7:30 p.m.

It will be the first time the teams have met in the preseason since 2015 when the Redskins defeated the Browns, 20-17, at FirstEnergy Stadium. Heading into Thursday's matchup, the Redskins hold a 10-3 advantage over the Browns in the preseason all-time.

The game will also give Head Coach Jay Gruden and his coaching staff their first evaluations of the 90-man roster. Gruden has stressed improvement in technique and competition leading up to the first game.

"Just continued competition and to continue to get better; that's all we can do," said Gruden in response to what he wants to see from his team leading up to the game against Cleveland. "We'll have some padded practices, may have a live session before the game, but then once the game starts I want to make sure these guys know what to do so they can go out and play and show us what they have."

MEDIA CENTER

REDSKINS PR:

Tony Wyllie	Senior Vice President	wylliet@redskins.com
Zena Lewis	Director of Communications	lewisz@redskins.com
Sean DeBarbieri	Media Services Coordinator	debarbieris@redskins.com
Jessie Johnson	Corporate Communications	johnsonj@redskins.com

MEDIA INFORMATION:

Media Guide and Online Media Portal: redskins.1stroundmediagroup.com

MEDIA AVAILABILITY:

Sunday (8/4):	9:45 a.m.: Practice Jay Gruden press conference before practice Players available coming off the field 4:40 p.m.: Walkthrough Players available coming off the field
Monday (8/5):	9:45 a.m.: Practice Jay Gruden press conference before practice Players available coming off the field 4:40 p.m.: Walkthrough Players available coming off the field
Tuesday (8/6):	1:35 p.m.: Practice Jay Gruden press conference before practice Players available coming off the field Quarterbacks press conferences following practice
Wednesday (8/7):	No availability
Thursday (8/8):	7:30 p.m.: Washington Redskins at Cleveland Browns
Friday (8/9):	No availability

GAME CENTER

SERIES HISTORY: Browns lead all time regular season series, 33-12-1
Redskins lead all-time preseason series, 10-3
Last meeting: Oct. 2, 2016 (31-20, WAS)

TELEVISION: **NBC4/NBC Sports Washington**
Kenny Albert (play-by-play)
Joe Theismann (color)
Sherree Burruss (sidelines)
Clinton Portis (sidelines)

RADIO: **Redskins Radio Network**
Larry Michael (play-by-play)
Chris Cooley (analysis)
Rick "Doc" Walker (sidelines)



REDSKINS 2019 SCHEDULE/RESULTS

PRESEASON

DATE	OPPONENT	TV	TIME/RESULT
Aug. 8 (Thu.)	at Cleveland Browns	NBC4/NBCSN	7:30 p.m.
Aug. 15 (Thu.)	vs. CINCINNATI BENGALS	NBC4/NBCSN	7:30 p.m.
Aug. 22 (Thu.)	at Atlanta Falcons	NBC4/NBCSN	7:30 p.m.
Aug. 29 (Thu.)	vs. BALTIMORE RAVENS	NBC4/NBCSN	7:30 p.m.

REGULAR SEASON

DATE	OPPONENT	TV	TIME/RESULT
Sept. 8	at Philadelphia Eagles	FOX	1:00 p.m.
Sept. 15	vs. DALLAS COWBOYS	FOX	1:00 p.m.
Sept. 23 (Mon.)	vs. CHICAGO BEARS#	ESPN	8:15 p.m.
Sept. 29	at New York Giants	FOX	1:00 p.m.
Oct. 6	vs. NEW ENGLAND PATRIOTS	CBS	TBD
Oct. 13	at Miami Dolphins	FOX	1:00 p.m.*
Oct. 20	vs. SAN FRANCISCO 49ERS	FOX	1:00 p.m.*
Oct. 24	at Minnesota Vikings#	FOX/NFLN	8:20 p.m.
Nov. 3	at Buffalo Bills	FOX	1:00 p.m.*
Nov. 10	BYE		
Nov. 17	vs. NEW YORK JETS	CBS	1:00 p.m.*
Nov. 24	vs. DETROIT LIONS	FOX	1:00 p.m.*
Dec. 1	at Carolina Panthers	CBS	1:00 p.m.*
Dec. 8	at Green Bay Packers	FOX	1:00 p.m.*
Dec. 15	vs. PHILADELPHIA EAGLES	FOX	1:00 p.m.*
Dec. 22	vs. NEW YORK GIANTS	FOX	1:00 p.m.*
Dec. 29	at Dallas Cowboys	FOX	1:00 p.m.*

All times Eastern
Home games **bolded**

Alumni Homecoming Weekend

* Subject to Flexible Scheduling
Nationally televised

POSITIONAL PROSPECTUS

OFFENSE

The Redskins' offense enters the 2019 campaign with Offensive Coordinator **Kevin O'Connell** at the helm in his first season as offensive coordinator after acting as the passing game coordinator and quarterbacks coach in 2018 and 2017, respectively. O'Connell will be tasked with running an offense that has new additions throughout the entire unit. O'Connell's input in the offensive gameplan and play calling led the Redskins to a top-ten finish in 10-plus play drives last season and the unit will look to continue to grow with the additions acquired during the offseason. Senior Offensive Assistant **Matt Cavanaugh** will also be a key component to the unit's success. He spent the prior two seasons as the team's offensive coordinator and has over 30 years of NFL experience as both a player and coach.

QUARTERBACKS

Quarterbacks Coach **Tim Rattay** was hired during the offseason and will manage the group in his first season as an NFL coach. He will spearhead the transition to the future for the Redskins' signal callers. One big addition to the group during the offseason was **Case Keenum**. Keenum enters the 2019 season after starting all 16 games for the first time in his career in 2018. Last season Keenum set single season career highs in attempts [586], completions [365] and passing yards [3890]. The Houston alumna has started in 54 career regular season games and has played in 2 career post-season games. Keenum will look to provide stability to the quarterback position.



Veteran **Colt McCoy** is entering his sixth year with the Redskins in 2019. The contract that McCoy signed last season solidified his spot on the team through the 2019 season. McCoy appeared in three games with two starts and was 34-for-54 with 372 passing yards and three touchdowns, also rushing for 6.3 yards per attempt before suffering a season-ending injury. McCoy will look will continue to showcase his capability as a signal caller.

The Redskins added youthful promise after drafting Ohio State QB **Dwayne Haskins** in the first round [15th overall] of the 2019 Draft. The DMV product finished his sophomore season at Ohio State with the most passing yards in a single season in school and Big Ten history [4,831] and the most touchdowns in a single season in school and Big Ten history [50]. Haskins also holds the school records for total offense in a season [4,900+] and total passing yards in a game [499 vs Northwestern]. He also finished third in the Heisman Trophy voting.

The group is rounded out by free agent **Jash Woodrum** and inactive **Alex Smith**, who prior to his season-ending injury was 205-for-328 with 2,180 passing yards and 10 touchdowns with a 6-3 record.

RUNNING BACKS

Entering his sixth season with the Redskins, Running Back Coach **Randy Jordan** will oversee a position group that features an exciting combination of veteran production and young, dynamic talent. **Adrian Peterson** was the team's leading rusher in 2018, having his best season since 2015. He started in all 16 games, finishing the season with 1,042 rushing yards on 251 carries and seven touchdowns. Peterson rose up the NFL's all-time charts and finished the season tied with Hall of Famer Jim Brown for 5th on the all-time rushing touchdown list with 106 total TDs and finished 8th all-time in rushing. Peterson was also top 10 in the league in almost every major rushing category.

Chris Thompson provided a two-sided attack from the backfield. Thompson appeared in 10 games and registered 178 rushing yards on 43 carries, adding 41 receptions for 268 yards for one touchdown. The unit also received contributions from **Samaje Perine** and **Byron Marshall**, who appeared in five and six games respectively.

Derrius Guice will look to make a significant impact this season after missing last season due to injury. The rushing unit is rounded out by a number of talented rushers including fifth round draft pick Bryce Love [Stanford], who was the runner-up for the 2017 Heisman Trophy and holds the school record for most rushing yards in a game [301]. The running back group includes undrafted college free agent **Craig Reynolds** [Kutztown] and **Shaun Wilson**. Wilson was signed during the first week of training camp.



WIDE RECEIVERS

Wide Receivers Coach **Ike Hilliard** enters his sixth season with the Washington Redskins. He will be tasked with integrating a young, talented receiving corps into the offense.

The Redskins will be looking for a breakout season and leadership in the receiving corps from veteran **Josh Doctson**. Doctson posted career highs in receptions [44] and receiving yards [532] in 2018. **Paul Richardson Jr.** will look to make a big impact, as he appeared seven games in 2018 before he was placed on injured reserve, catching 20 passes for 262 yards. Trey Quinn will also look to have a successful sophomore campaign after appearing in only three games and showing promise in hauling in nine passes for 75 yards and a touchdown in limited action.

The receiving corps is rounded by out by a number of returning players looking to carve out a role in the unit: **Jehu Chesson**, **Darvin Kidsy**, **Robert Davis** and **Cam Sims**. The group also includes 2019 draft picks **Terry McLaurin** [76th overall] from Ohio State and **Kelvin Harmon** [206th overall] from NC State. McLaurin finished sixth all-time in career receiving touchdowns for Ohio State [19] and Harmon finished his career with back-to-back 1,000 receiving yard seasons. The unit is rounded out by a pair of promising young players, college free agents **Steven Sims Jr.** [Kansas] and **T.J. Rahming** [Duke].

POSITIONAL PROSPECTUS (CONT.)

TIGHT END

Brian Angelichio enters his first year with the Redskins, assuming control of the tight ends after previous stops in Green Bay, Cleveland and Tampa Bay in the same role. In his two years in Green Bay, his tight end unit helped the Packers' offense rank No. 4 in the league with an average of 4.51 yards per carry. He inherits a group in Washington that returns veteran depth.

Vernon Davis continued his illustrious 13-year-long career in 2018, finishing the season tied for sixth [Shannon Sharpe] on the NFL's all-time list in receiving touchdowns by a tight end with 62, passing Redskins legend Jerry Smith [60]. In his third season with the team, the D.C. native recorded 25 receptions for 367 yards and two touchdowns. Off the field, Davis's leadership and community values earned him the 2018 Redskins Walter Payton Man of the Year award.

Alongside the veteran Davis, the Redskins offense boasts one of the game's elite tight ends in **Jordan Reed**. In his sixth season with the team, Reed bounced back after an injury limited him to only six games in 2017, registering 54 tackles for 558 yards and two touchdowns. Reed became the fastest at the position in NFL history to reach 200 career receptions, reaching the milestone during the 2016 season in his 38th career game.

Jeremy Sprinkle also provides experience for the group, entering his third season with the team. In 2018, Sprinkle notched five receptions for 41 yards and a score. The position group will continue to develop with reinforcement from first-year players **Matt Flanagan** and **J.P. Holtz**, alongside rookie **Donald Parham Jr.** [Stetson].



OFFENSIVE LINE

Assistant Head Coach/Offensive Line Coach **Bill Callahan** will look to improve an offensive line plagued by injuries in his fifth season with the team. In 2018, the position group lost four-of-five Week 1 starters for extended periods of time throughout the season. Despite injuries, the Redskins finished the season second in the NFL in average yards per carry in the fourth quarter [4.95] and aided running back Adrian Peterson in becoming the first Redskins running back to rush for 1,000-plus yards in a single season since 2014. Buffalo Bills.

The unit features one of the game's elite left tackles in seven-time Pro Bowler **Trent Williams** who will be returning from an injury endured late in the 2018 season. Strong left tackle play has been a hallmark of the Redskins since the turn of the century, as between Williams [2012-18] and Redskins legend Chris Samuels [2001-02, 05-08], Redskins left tackles have earned 13 Pro Bowl invites since 2000 and 11 in the last 14 seasons. Two-time Pro Bowler **Brandon Scherff** has started every game in which he has appeared since his 2015 NFL Draft No. 5 overall selection, and is looking to return to dominance in 2019 after being placed on the Reserve/Injured list in Week 9 of last season.

Morgan Moses enters the season as one of only two members of the Redskins to start every game across the 2015-18 seasons [Ryan Kerrigan] and holds the team's second longest active streak with 64 consecutive starts [Kerrigan, 128]. Moses remains one of seven

active offensive lineman in the NFL to lead the league in consecutive starts since 2015. Moses' development as one of the game's top right tackles led to a multi-year contract extension with the Redskins in 2017. Joining Moses as only one of three offensive players to start all 16 games is **Chase Roullier** [Peterson]. Roullier allowed only a half-sack on the season. Replacing veteran Shawn Lauvao against Green Bay in Week 3, Roullier made his first career start at left guard after nine consecutive starts at center. Plagued by injuries in his rookie campaign, 2018 NFL Draft third-round selection **Geron Christian Sr.** looks to play more of a role in his sophomore season. Christian made his Redskins and NFL debut at right tackle following an injury to Moses, who later returned to the game. Christian also played left tackle following an injury to Scherff in Week 9. **Tony Bergstrom** comes into his third season with the Redskins with success as both a starter and a contributor, playing in 13 games with eight starts in 2018. Offseason additions will also look to contribute this season, most notably **Ereck Flowers**, who is coming off three seasons with the Giants and one with the Jaguars. Flowers signed with the Redskins as an unrestricted free agent on March 18, 2019. He started at left tackle in all 46 regular-season games and one postseason game in which he played in his first three seasons. 2019 draft picks **Ross Pierschbacher** and **Wes Martin** also hope to have an impact on the offensive unit attempting to regain strength and health. Pierschbacher, a fifth-round pick, started 57 career games at both left guard and center at Alabama, a member of two national championship teams during his time in Tuscaloosa. His 57 starts set an Alabama school record for most career starts by a position player. No stranger to the postseason, Pierschbacher started eight total games in the College Football Playoff. A fourth-round selection, Martin played in 50 games with starts in 43 at Indiana, becoming one of four Hoosiers to appear in 50 games. His unit contributed to an offense that ranked second in the Big Ten in first downs per game [23.5]. The Redskins will focus on developing depth with **Timon Parris** and **Zac Kerin**. College free agents **Brian Wallace** [Arkansas], **Jerald Foster** [Nebraska] and **Blake Hance** [Northwestern] will also continue to work toward repairs. The team also brought in veteran tackles **Donald Penn** and **Corey Robinson**. Penn is a 13 year NFL veteran who has appeared in 178 total games with 174 starts and has been selected to the Pro Bowl three times. Robinson is entering his fifth season and has appeared in 29 total games with nine starts for the Lions, Panthers and Jaguars. The team also bolstered their depth at the guard position by bringing in **Hugh Thornton**. Thornton is entering his sixth season in the NFL and has 37 games with 32 starts, all for the Indianapolis Colts.



POSITIONAL PROSPECTUS (CONT.)

DEFENSE

Greg Manusky enters his third season as the Defensive Coordinator for the Redskins. Manusky, who played for the Redskins from 1988-90, was promoted during the 2017 offseason after guiding the team's outside linebackers in 2016. In his first season as Washington's Defensive Coordinator in 2017, Manusky's defense produced the team's strongest season against the pass in nearly a decade. The unit ranked third in the NFL in completion percentage allowed (57.6 percent), the team's best ranking since leading the NFL in the category in 2005 (54.4), while finishing ninth in passing yards allowed per game (213.8, the team's lowest since 2009) and 10th in opponent passer rating (81.0, lowest since 2008).

In 2018, Manusky's defensive unit was tied for 10th in the league in total turnovers. The Redskins' 18 forced fumbles were tied with the Buffalo Bills for the fourth most in the NFL and their 15 interceptions were tied for the ninth best mark in the league. The unit was also one of the best at pressuring opposing quarterbacks in 2018 and finished the season seventh in the NFL in sacks.

DEFENSIVE LINE

Jim Tomsula enters his third season as the Redskins' defensive line coach after being named to the position in January 2017. Washington finished the 2018 season ranked seventh in the league in sacks with 46 total.

The unit stood out in 2018, led by two first-round selections. **Jonathan Allen**, who is entering his third NFL season, was selected by Washington with the No. 17 overall selection in 2017. The Alabama product put up impressive numbers in 2018 after starting only five games in his rookie season due to a Lisfranc injury. Allen started all 16 games and totaled 61 tackles (35 solo), 11 tackles for loss and eight sacks.



Next to Allen, fellow first-round selection (No. 13 overall) **Daron Payne** also started all 16 games, recording 56 total tackles (35 solo), eight quarterback hurries, six tackles for loss, five sacks, one forced fumble and one fumble recovery.

Along with the two first-round picks, former fifth round selection **Matt Ioannidis** had a breakout year of sorts in 2018. The fourth-year defensive lineman appeared in 14 games (nine starts) earning career highs in total tackles (31), solo tackles (23) and sacks (7.5), along with earning his first career fumble recovery. The jump in production from Ioannidis helps to bolster an already impressive front with Allen and Payne. The combination of Allen, Payne and Ioannidis contributed 20.5 of the 46 total sacks the Redskins recorded in 2018.

Payne was not the only defensive lineman added to the Redskins' roster in the 2018 NFL Draft. Washington added **Tim Settle** in the fifth round, the No. 163 overall selection. Settle had an early impact during his rookie season, appearing in all 16 games with eight total tackles (six solo) and a tackle for loss. Settle looks to continue to improve, as he will add to a strong Washington interior defensive front.

Veterans **Caleb Brantley** and **JoJo Wicker** (Arizona State) along with newcomers **Jonathan Bonner** (Notre Dame) and **Austin Maloof** (Austin Peay) will be add essential depth to an interior defensive front that has potential to be one of the most disruptive in the NFL in 2019.

OUTSIDE LINEBACKERS

Chad Grimm enters his fifth season with the Redskins and his third as the team's outside linebackers coach in 2019 after initially joining the staff in a defensive quality control role in January 2015. He is the son of Pro Football Hall of Famer and Redskins legend Russ Grimm.

In 2018, Grimm continued his work with Redskins Pro Bowl linebacker **Ryan Kerrigan**. Kerrigan finished the season with a team high 13 sacks, 11 tackles for loss and three forced fumbles. Kerrigan finished tied for seventh in the NFL in overall sacks and finished with the second-most sacks in a single season in his career, tying his 13 sack performance in Grimm's first season as outside linebackers coach (2017).

During the second round of the 2017 NFL Draft, the Redskins added **Ryan Anderson** to the team's roster. Now in his third season in the Burgundy and Gold, Anderson returns to the group after recording 14 total tackles (five solo) and two sacks in 13 games played. The Alabama product looks to improve on those marks in 2019.

In the 2019 NFL Draft, the team used their second first round selection on pass rusher **Montez Sweat**. The Mississippi State product, whom the Redskins chose with the No. 26 overall selection, was touted as one of the best prospects in the 2019 draft class, and the best pass rusher by many, fell to the Redskins after Washington traded back into the first round to grab him. Sweat played in 26 games for Mississippi State, recording 101 total tackles (48 solo), 29.5 tackles for loss, 22 career sacks, one forced fumble and one fumble recovery. The 6-foot-6-inch pass rusher finished his MSU career ranked fifth in sacks (22).

Fifth-year outside linebacker **Marcus Smith II** appeared in two games for the Redskins last season after being signed in Week 14. Smith was selected in the first round (No. 26 overall) of the 2014 NFL Draft by the Philadelphia Eagles and later signed with the Seattle Seahawks in 2017. The Louisville product has recorded 32 total tackles (20 solo), 6.5 sacks, five tackles for loss and two forced fumbles in 53 career games played.

Marquis Flowers, who was added to the Redskins' roster last December, enters his sixth NFL season, first in Washington, after appearing in 53 games where he recorded 36 total tackles (26 solo), five tackles for loss, 3.5 sacks, two passes defended, one forced fumble and one fumble recovery. He will look to add depth and experience off the edge for Washington.

Cassanova McKinzy enters his second season with the Redskins. The pass rusher has spent time on the Redskins and Rams practice squad. Last season, McKinzy was elevated from Washington's practice squad in Week 10 and contributed one solo tackle and

POSITIONAL PROSPECTUS (CONT.)

one tackle for loss.

Washington added another pass rusher in the 2019 NFL Draft with the selection of **Jordan Brailford** in the seventh round (No. 253 overall). The Oklahoma State product compiled 135 total tackles (90 solo), 31.5 tackles for loss, 16 sacks, three forced fumbles, one interception and one pass defended in 35 career games.

Other new faces in the outside linebacker unit include **Ryan Bee** (Marshall) and **Andrew Ankrum** (James Madison).

INSIDE LINEBACKERS

Rob Ryan is entering his 20th NFL season and his first with the Washington Redskins after joining the team as inside linebackers coach. He has held defensive coordinator roles with the New Orleans Saints (2013-15), Dallas Cowboys (2011-12), Cleveland Browns (2009-10) and Oakland Raiders (2004-08).

Seven-year NFL veteran **Jon Bostic** joins the Redskins in 2019 after appearing 70 career games (46 starts). The University of Florida product tallied 73 total tackles (46 solo), five tackles for loss, three passes defended and 2.5 sacks in 16 games played (14 starts) for the Pittsburgh Steelers last season. Bostic's experience looks to help the young Redskins' defensive front.

Entering his third season with the Redskins, linebacker **Josh Harvey-Clemons** appeared in all 16 games last season, recording 18 total tackles (15 solo), three passes defended, one sack and one tackle for loss. The 2017 seventh round selection looks to push for a starting spot in a potentially explosive defensive front. Joining Harvey-Clemons as a former Redskins' draft selection is **Shaun Dion Hamilton**. Dion Hamilton, the former sixth round pick in 2018, is entering his second season in Washington after appearing in all 16 games (four starts) during his rookie season, recording 22 total tackles (15 solo), two tackles for loss, 1.5 sacks and one forced fumble.

Cole Holcomb also joins this unit after being selected in the fifth round (No. 173 overall) of the 2019 NFL Draft this past April. The former walk-on at North Carolina led the Tar Heel's defense in tackles the past three seasons, earning a total 328 career tackles (171 solo), 15.5 tackles for loss, 12 passes defended, four forced fumbles, 2.5 sacks and a fumble recovery in 49 career games.

Joining Holcomb as a first year player is college free agent signing **B.J. Blunt** (McNeese State).

The Redskins also brought in **Garrett Sickels** and **Myles Humphrey** after the start of training camp. Sickels is entering his third year in the NFL and has played and appeared on the practice squad with the Rams and Browns. Humphrey is entering his second season and spent 2018 on the Ravens practice squad.



DEFENSIVE BACKS

Ray Horton enters his first season as the Redskins defensive backs coach in 2019 after being named to the position in January 2019. Horton last served as the Cleveland Browns defensive coordinator in 2016 and has held the role of defensive coordinator with three different teams over the course of six seasons in the NFL.

Josh Norman enters his fourth season with the Redskins after starting 62 of 64 games across the 2015-2018 seasons, compiling 251 tackles, 10 interceptions, 10 forced fumbles and four fumble recoveries in that four-year span.

The Redskins' biggest free agent acquisition of this past offseason, **Landon Collins**, is a three-time Pro Bowl selection and an AP All-Pro Selection (2016). The safety out of Alabama has appeared in 59 career games (all starts), recording 428 total tackles (321 solo), 32 passes defended, 22 tackles for loss, eight interceptions, four sacks, three forced fumbles and three fumble recoveries.

Quinton Dunbar returns to the field for the Redskins after appearing in only seven games (six starts) last season after being placed on the Reserve/Injured list with a leg injury. In 2017, Dunbar recorded career highs in games played (15), starts (4), total tackles (28), solo tackles (24) and passes defended (8).

Another new face that Washington added to their roster through free agency was 12-year veteran **Dominique Rodgers-Cromartie**. The former No. 16 overall draft selection is a two-time Pro Bowl selection (2009 & 2015) and a second team AP All-Pro selection (2016). He has appeared in 160 regular season games (121 starts), recording 441 total tackles (385 solo), 146 passes defended, 30 interceptions (six returned for touchdowns), seven forced fumbles and two fumble recoveries. Rodgers-Cromartie's experience can help to teach the younger players in the defensive back unit. The younger corners include **Greg Stroman**, **Adonis Alexander**, **Jeremy Reaves** and **Troy Apke**. Stroman appeared in 15 games last season (three starts) with 38 total tackles (31 solo), one interception, one forced fumble and one fumble recovery.

The team's secondary will also feature returning veterans **Fabian Moreau**, **Montae Nicholson**, **Deshazor Everett** and **Danny Johnson**. Moreau appeared in all 16 games last season (10 starts) with 58 total tackles (37 solo), five passes defended, three forced fumbles and one interception. Nicholson made seven starts for Washington last season and registered 38 total tackles (26 solo). Everett started in three games for the Redskins, tallying two tackles for loss and one interception. Everett, known for his work on special teams, also recorded seven special teams tackles in 2018.

Other newcomers in the secondary for Washington include seventh round draft selection **Jimmy Moreland** (James Madison), **JoJo McIntosh** (Washington), **Ashton Lampkin** (Oklahoma State), **Deion Harris** (North Dakota) and **D.J. White** who the team signed in the middle of training.

SPECIAL TEAMS

Special Teams Coordinator **Nate Kaczor** enters his first season with the Washington Redskins. Kaczor joined the Redskins staff in the offseason after previously holding positions with Tennessee, Jacksonville, and Tampa Bay.

Kicker **Dustin Hopkins** returns in 2019 after leading the team in points with 103 in 16 games played. Hopkins went 26-for-29 on field goal attempts in 2018 and posted a career high field goal percentage of 89.7 percent. Hopkins also kicked a career long 56 yard field goal vs. Carolina. Hopkins' 85.3 percent career mark on field goals [99-for-116] ranks second in team history among players with at least 50 career attempts.

Punter **Tress Way** returns to the Redskins hoping to match a stellar, record-breaking performance in 2018. Way led the NFL in punts inside the 20-yard line (41) and was the only punter in the league who did not record a touchback. He currently holds the career Redskins' team record in punt average (46.0) and net punt average (39.9), is the single season leader in punts inside the 20 (41), and is tied for a franchise-best punts inside the 20 in a single game (5). Way appeared in all 16 regular season games in 2018, recording 3,581 yards on 79 punts (45.3 avg.) and a career-high net avg. of 41.5.

All kicking and punting units are expected to utilize the services of long snapper **Nick Sundberg**, now in his 10th season with the Redskins. **Andrew East** also returns for the season, as the long snapper signed with the Redskins in Week 14 of 2018.

HEAD COACH JAY GRUDEN

Jay Gruden enters his sixth season with the Washington Redskins in 2019 after being named the 29th head coach in franchise history on January 9, 2014.

Previously a decorated quarterback in the college and Arena Football League ranks and a successful NFL assistant, Gruden has showcased his offensive acumen honed from his diverse football background throughout his tenure with the Redskins.

In 2018, the Redskins won at least seven games for their fourth straight season and tied the last such streak that took place between a four-year span from 1999-2002. The team started out 6-3 and was 2-0 against the NFC East before losing starting quarterback Alex Smith to a season-ending leg injury. Following the injury to Smith, the team started three different quarterbacks to end the season. It was the first time in the Super Bowl Era that the Redskins started four or more different quarterbacks in a single season.

In 2017, the Redskins won at least seven games for their third straight season for the first time since a four-year streak from 1999-2002, marking the fourth-longest streak of seven-win seasons in team history. Gruden's team reached seven wins despite dealing with substantial injury issues throughout the season, as 72 different players appeared in game action for the squad, the second-most used by the team in a single season since the 1970 AFL-NFL merger, trailing only the 108 used to complete the 1987 strike season.

A year earlier, Gruden guided the Redskins to an 8-7-1 record in 2016, giving the franchise back-to-back winning seasons for the first time since 1996-97. The team was led by Gruden's record-shattering offense, which posted team records in total net yards (6,545), net passing yards (4,758) and yards per play (6.40), ranking in the Top 3 in the NFL in all three categories.

Gruden's offense — once called “easily one of the three or four best designed offenses in the NFL” by Andy Benoit of The MMQB — was more than just historically efficient and explosive that season. The distribution of the offensive contributions allowed eight Redskins players (DeSean Jackson, Pierre Garçon, Jamison Crowder, Rob Kelley, Chris Thompson, Jordan Reed, Vernon Davis and Matt Jones) to finish the season with at least 500 yards from scrimmage, tying the 2011 New Orleans Saints for the most in a single season in NFL history.

In 2015, Gruden led the Redskins to an NFC East Championship, posting a 9-7 record to complete the second “worst-to-first” turnaround in team history. Gruden became the sixth coach in team history to lead the Redskins to a playoff berth within the first two years at the helm, joining Ray Flaherty, Dutch Bergman, Dudley DeGroot, George Allen and Joe Gibbs.

Under Gruden's guidance, the 2015 Redskins featured what was at the time the most prolific passing attack in franchise history. Quarterback Kirk Cousins, named the starter in the middle of the preseason, set then-single-season team records for attempts (543), completions (379), passing yards (4,166) and 300-yard passing games (seven) while throwing 29 touchdown passes, including at least one in all 16 games. Cousins' success coincided with the emergence of tight end Jordan Reed, who finished the season with 87 receptions for 952 yards (both team records for a tight end) with 11 receiving touchdowns.

Gruden assumed control of the Redskins in 2014 and guided the team through a campaign in which three different quarterbacks (Robert Griffin III, Kirk Cousins and Colt McCoy) recorded victories as starters. He installed an offensive system that produced two Pro Bowlers in his first season (tackle Trent Williams and running back Alfred Morris).

Excluding interim coaches, Gruden, 46 at the time of his hiring, became the team's youngest head coaching hire since hiring eventual Pro Football Hall of Famer Joe Gibbs at 40 years of age in 1981. He became the first Redskins head coach hired directly from an offensive coordinator role on another team since Norv Turner in 1994.

Before joining the Redskins, Gruden spent his previous three seasons as offensive coordinator for the Cincinnati Bengals. In his tenure in Cincinnati, the Bengals averaged 10 wins a season, making three consecutive playoff appearances and earning an AFC North championship in 2013. Members of the Bengals' offense accounted

for seven Pro Bowl selections in his three seasons in Cincinnati.

Gruden was tasked with the development of quarterback Andy Dalton, a 2011 second-round pick. In three seasons together, Gruden helped Dalton to a 30-18 regular season record as a starter (.625), as Dalton's 30 wins in that time frame ranked tied for fifth-most among NFL quarterbacks. Dalton's 80 passing touchdowns ranked third-most in NFL history for a quarterback in his first three seasons, trailing only Dan Marino (98) and Peyton Manning (85).

Prior to joining the Bengals, Gruden served two years with the Florida Tuskers of the United Football League from 2009-10. In 2009, Gruden served as offensive coordinator as the Tuskers compiled a 6-0 regular season record and earned a UFL championship game berth. In 2010, he assumed the roles of head coach and general manager and led the Tuskers to their second consecutive championship game appearance.

Gruden coached for seven seasons (2002-08) with the Tampa Bay Buccaneers, earning a Super Bowl championship ring as an offensive assistant in 2002. There he worked under his brother, Jon (then the Bucs' head coach), and current Redskins President Bruce Allen (the Bucs' general manager from 2004-08). Gruden helped guide the Buccaneers to the team's first championship, a 48-21 victory in Super Bowl XXXVII.

Gruden also ranks among the most outstanding players and coaches in the history of the Arena Football League, having won six combined league championships — four as a quarterback and two as a head coach. Gruden played quarterback (2002-03) and served as head coach (2004-08) of the AFL's Orlando Predators while simultaneously working as an offensive assistant with the Buccaneers. In all, Gruden served as head coach of the Predators for nine seasons (1998-2001 and 2004-08), leading the Predators to four championship game appearances and two league titles as a coach. During a two-year hiatus from coaching the Predators in 2002-03, he returned to the playing field as Orlando's quarterback, leading the Predators to playoff appearances in both seasons.

In his eight seasons as a player in the AFL, Gruden completed 1,673-of-2,775 passes (60.3 percent) for 21,578 yards with 398 touchdowns and 99 interceptions. In addition to his time with Orlando, he spent six seasons (1991-96) at quarterback for the Tampa Bay Storm, winning four AFL titles and being named MVP of Arena Bowl VII in 1993. He was also named the 1992 AFL Most Valuable Player and was honored with induction into the AFL Hall of Fame in 1999.

Gruden played quarterback for four seasons for former Redskins draft pick Howard Schnellenberger at the University of Louisville (1985-88) and was a two-time team MVP.

Gruden was born March 4, 1967, in Tiffin, Ohio. He and his wife, Sherry, have three sons — J.J., Joey and Jack — and a grandson, Trey.

GRUDEN FOOTBALL TIMELINE

1985-88	Quarterback	University of Louisville
1989	Student Assistant	University of Louisville
1990	Quarterback	Barcelona Dragons (WLAF)
1990	Quarterback	Sacramento Surge (WLAF)
1990-91	Graduate Assistant	University of Louisville
1991-96	Quarterback	Tampa Bay Storm (AFL)
1997	Offensive Coordinator	Nashville Kats (AFL)
1998-2001	Head Coach	Orlando Predators (AFL)
2002-08*	Offensive Assistant	Tampa Bay Buccaneers
2002-03*	Quarterback	Orlando Predators
2004-08*	Head Coach	Orlando Predators
2009	Offensive Coordinator	Florida Tuskers (UFL)
2010	Head Coach	Florida Tuskers
2011-13	Offensive Coordinator	Cincinnati Bengals
2014-Pres.	Head Coach	Washington Redskins

*Held jobs concurrently

2018 LEAGUE LEADERS

Redskins Offense

- » Ranked fourth in the NFC and ninth in the NFL in Goal to Go percentage [78.95%]
- » Ranked 10th in the NFC in rushing touchdowns [12]
- » Ranked sixth in the NFC in rushing attempts [414]
- » Ranked seventh in the NFC in rushing attempts per game [25.9]
- » Ranked eighth in the NFC in rushing yards per game [110.9]
- » Ranked ninth in the NFL in rushing 1st downs [96]
- » Ranked eighth in the NFC in rushing plays of 10 or more percentage [12.3%]
- » Ranked ninth in the NFC in 4th down percentage [52.50%]

Redskins Defense

- » Ranked seventh in the NFC in points per game [22.4]
- » Ranked tied for third in the NFC and tied for ninth in the NFL in total tackles [945]
- » Ranked second in the NFC and eighth in the NFL in assisted tackles [292]
- » Ranked first in the NFC and tied for fourth in the NFL in forced fumbles [18]
- » Ranked fifth in the NFC and seventh in the NFL in sacks [46]
- » Ranked tenth in the NFC in rushing yards per game [116.3]
- » Ranked tenth in the NFC in rushing yards per play [4.50]
- » Ranked seventh in the NFC in yards per play [5.68]
- » Ranked ninth in the NFC in passing yards per game [237.1]
- » Ranked seventh in the NFC in passing yards per play [6.51]
- » Ranked fourth in the NFC and eighth in the NFL in interception rate [2.80%]
- » Ranked first in the NFC and third in the NFL in fourth down percentage [38.5%]

Redskins Special Teams

- » Ranked fifth in the NFC and 11th NFL in kickoff touchbacks [56]
- » Ranked first in the NFC and the NFL in kickoff touchback percentage [80.0%]
- » Ranked sixth in the NFC and 10th in the NFL in kickoff average [63.2]
- » Ranked first in the NFC and tied for first in the NFL in kickoff return yards against [295]
- » Ranked eighth in the NFC in kickoff return average against [22.7]
- » Ranked third in the NFC and eighth in the NFL in punt fair catches [23]

Redskins Players

- » QB Alex Smith was fourth in the NFL and NFC in interception percentage [1.5%]
- » RB Adrian Peterson was fifth in the NFL and NFC in rushing attempts [251]
- » Peterson was sixth in the NFC and eighth in NFL in rushing yards [1,042]
- » Peterson was sixth in the NFC in rushing yards per game [65.1]
- » Peterson was sixth in the NFC in rushing attempts per game [15.7]
- » Peterson was tied for seventh in the NFC in rushing touchdowns [7]
- » Peterson was ninth in the NFC in rushing 1st downs [47]
- » Peterson was seventh in the NFC in rushing plays of over 10 yards [26]
- » LB Mason Foster was fourth in the NFC and seventh in the NFL

in total tackles [131]

- » Foster was fifth in the NFL and third in the NFC in assisted tackles [50]
- » LB Ryan Kerrigan was tied for third in the NFC and tied for seventh in the NFL in sacks [13.0]
- » Kerrigan was tied for fourth in the NFC and tied for tenth in the NFL in forced fumbles [3]
- » CB Josh Norman was tied for fourth in the NFC and tied for tenth in the NFL in forced fumbles [3]
- » CB Fabian Moreau was tied for fourth in the NFC and tied for tenth in the NFL in forced fumbles [3]
- » S Ha Ha Clinton-Dix was tied for eighth in the NFC in interceptions [3]
- » CB Josh Norman was tied for eighth in the NFC in interceptions [3]
- » K Dustin Hopkins was ninth in the NFC in field goals made [26]
- » Hopkins was fifth in the NFC and 10th in the NFL in field goal percentage [89.7%]
- » Hopkins was tied for eighth in the NFC in 20-29 yard field goals made [5]
- » Hopkins was third in the NFC and tied for fourth in the NFL in 40-49 yard field goals made [10]
- » Hopkins was third in the NFC and tied for fourth in the NFL in 50+ yard field goals made [4]
- » Hopkins was tied for seventh in the NFC in extra point percentage [96.2%]
- » P Tress Way was first in the NFL and NFC in punts inside the 20 [41]
- » Way was second in the NFC and tied for sixth in the NFL in total punts [79]
- » Way was seventh in the NFC and ninth in the NFL in net punting average [41.5]

THE OPPONENT



The Cleveland Browns enter the 2019 preseason following a 7-8-1 record, including a 5-2 mark in their last seven games. The Browns will be led by first-year head coach, Freddie Kitchens, who has coached in the NFL the past 13 seasons as an assistant and a coordinator.

Quarterback Baker Mayfield will enter his second NFL season and is expected to lead the Browns' offense in 2019. Last season, Mayfield became the starting quarterback in Week 3,

taking over for an injured Tyrod Taylor. The rookie completed 310-of-486 passes (63.8 percent) for 3,725 yards with 27 touchdowns and 14 interceptions in 14 games last season.

Cleveland acquired three-time Pro Bowl wide receiver Odell Beckham Jr. during the offseason and will look to the sixth-year receiver to make an immediate impact. Beckham Jr. spent 2014-2018 on the New York Giants roster and tallied 5,476 receiving yards, 44 touchdowns and averaged 14.04 yards per catch. The Browns also return receiver Jarvis Landry, a four-time Pro Bowler who led the team with 976 receiving yards and had four touchdowns last season. Receiver Antonio Callaway had a team leading five receiving touchdowns in 2018. David Njoku led the Browns' tight ends, gaining 639 yards on 56 catches with four touchdowns.

Running backs Nick Chubb and Duke Johnson return after finishing the 2018 regular season among the Browns top rushers. Chubb collected 996 yards on 192 carries (5.2 avg.) with eight rushing touchdowns. Johnson compiled 201 yards on 40 carries (5.0 avg.). Johnson also added 47 receptions for 429 yards and three receiving touchdowns.

Linebacker Jamie Collins led the Browns in tackles in 2018, compiling 104 tackles (73 solo), and an interception. Safety Damarious Randall (85 tackles, 72 solo) led the team with four interceptions. Cornerback Denzel Ward had three interceptions last season and was selected to his first pro bowl last season. Middle linebacker Joe Schobert made 103 tackles (73 solo), and defensive end Myles Garrett joined Ward at the pro bowl after tallying a team high 13.5 sacks in 2018.

Greg Joseph manages the place kicking for Cleveland and was 17-of-20 on field goal attempts last season (85.0 percent). Britton Colquitt punted 83 times with a 45.4-yard average.

2018 LEAGUE RANKINGS

REDSKINS	OFFENSE	BROWNS
29	Pts/Game	20
28	Yds/Play	10
29	Yds/Game	13
17	Rush Yds/Game	14
28	Pass Yds/Game	14
24	3rd Down Pct.	27
20t	Time of Poss.	29

REDSKINS	DEFENSE	BROWNS
15	Pts/Game	21
17	Yds/Play	16
17	Yds/Game	30
17	Rush Yds/Game	28
15	Pass Yds/Game	25
29	3rd Down Pct.	7

FREDDIE KITCHENS



Freddie Kitchens was named head coach on Jan. 12, 2019. He was announced as running backs/associate head coach on Jan. 24, 2018 and promoted to offensive coordinator on Oct. 29, 2018. He has coached in the NFL the past 13 seasons.

Kitchens spent the past 11 seasons with the Arizona Cardinals. He spent 2017 as running backs coach. He was also quarterbacks coach for four years (2013-16) and tight ends coach for six seasons (2007-12).

Last season, Arizona acquired Adrian Peterson during a midseason trade. Peterson, who ranks 12th on

the NFL all-time rushing list, led the Cardinals in rushing yards despite playing just six games.

During his time as quarterbacks coach, Kitchens helped Carson Palmer establish multiple single-season team records, including passing yards (4,671), touchdown passes (35) and passer rating (104.6). Palmer also became the only player in Cardinals history to throw for 4,000 yards in multiple seasons (2013, 2015-16). In 2015, the Cardinals had the top-ranked offense in the NFL for the first time in team history and set numerous single-season team records including points (489), touchdowns (59), touchdown passes (35), total net yards (6,533) and first downs (373).

In his final season as tight ends coach, Rob Housler recorded 42 receptions, the third-highest figure by a tight end in Cardinals history. In 2007, Arizona finished tied for fourth in the league with 32 passing touchdowns with eight coming from the tight end group.

Kitchens began his NFL coaching career in 2006 as the tight ends coach with the Dallas Cowboys. In 2006, Kitchens worked with Jason Witten who was selected to the Pro Bowl.

Prior to the NFL, Kitchens spent seven years coaching on the college level. During his two seasons at Mississippi State (2004-05), Kitchens coached both the running backs and the tight ends in separate seasons. At North Texas (2001-03), he occupied the role of running backs coach. He was also a graduate assistant for LSU (2000) under current Alabama head coach Nick Saban in Saban's first season with the Tigers. Kitchens began his coaching career at Glenville State (1999) as an offensive assistant.

A three-year starter at quarterback for the University of Alabama (1995-97), Kitchens finished his playing career with 4,668 yards and 30 touchdown passes for the Crimson Tide. He finished his collegiate career ranked third in school history in career attempts, fourth in career passing yards and fifth in career completions.

A native of Gadsden, Ala., Kitchens earned high school All-America honors and was named Mr. Football in the state of Alabama his senior season.

Kitchens and his wife, Ginger, have two daughters, Bennett and Camden.

SERIES HISTORY

Thursday's preseason game between the Redskins and the Browns will be the 14th preseason meeting between the two franchises since 1961.

The Redskins are 10-3 against the Browns in preseason contests in that timeframe. Washington has won each of the teams' last five preseason meetings including a 20-17 victory in Cleveland to open the 2015 preseason.

Included below is a list of the preseason games contested between the two franchises since 1961:

Date	Game	Result
9/6/1969	vs. Cleveland	20-10 L
8/24/1974	at Cleveland	20-17 W
8/22/1975	vs. Cleveland	23-14 W
8/8/1977	at Cleveland	16-14 W
8/24/1979	vs. Cleveland	21-9 L
8/18/1980	at Cleveland	12-3 W
8/25/1990	at Cleveland	31-13 W
8/16/1991	vs. Cleveland	24-21 (OT) L
8/9/1993	vs. Cleveland	41-12 W
8/19/2000	at Cleveland	24-0 W
8/24/2001	vs. Cleveland	27-25 W
8/18/2014	vs. Cleveland	24-23 W
8/13/2015	at Cleveland	20-17 W



The Redskins trail the all-time series, 12-33-1. However, the Redskins have won four of the last five games in the series and are 7-2 in their last nine meetings with Cleveland, dating back to 1975.

Included below are the 46 previous regular season games contested between the Redskins and Browns:

Date	Game	Result
11/19/1950	at Cleveland	20-14 L
12/10/1950	vs. Cleveland	45-21 L
10/14/1951	at Cleveland	45-0 L
10/26/1952	at Cleveland	19-15 L
11/30/1952	vs. Cleveland	48-24 L
10/18/1953	vs. Cleveland	30-14 L
11/1/1953	at Cleveland	27-3 L
11/7/1954	at Cleveland	62-3 L
12/5/1954	vs. Cleveland	34-14 L
9/25/1955	at Cleveland	27-17 W
10/16/1955	vs. Cleveland	24-14 L
10/21/1956	vs. Cleveland	20-9 W
11/25/1956	at Cleveland	20-17 W
11/3/1957	at Cleveland	21-17 L
11/17/1957	vs. Cleveland	30-30
11/16/1958	vs. Cleveland	20-10 L
11/30/1958	at Cleveland	21-14 L
10/25/1959	at Cleveland	34-7 L
11/15/1959	vs. Cleveland	31-17 L
10/30/1960	vs. Cleveland	31-10 L
12/4/1960	at Cleveland	27-16 L
10/8/1961	at Cleveland	31-7 L
11/12/1961	vs. Cleveland	17-6 L
9/23/1962	at Cleveland	17-16 W
11/11/1962	vs. Cleveland	17-9 W
9/15/1963	at Cleveland	37-14 L
12/15/1963	vs. Cleveland	27-20 L
9/13/1964	vs. Cleveland	27-13 L
11/8/1964	at Cleveland	34-24 L
9/19/1965	vs. Cleveland	17-7 L
12/5/1965	at Cleveland	24-16 L
9/11/1966	vs. Cleveland	38-14 L
11/20/1966	at Cleveland	14-3 L
11/26/1967	at Cleveland	42-37 L
12/8/1968	vs. Cleveland	24-21 L
9/28/1969	at Cleveland	27-23 L
12/19/1971	vs. Cleveland	20-13 L
10/26/1975	at Cleveland	23-7 W
10/14/1979	at Cleveland	13-9 W
10/27/1985	at Cleveland	14-7 W
11/27/1988	vs. Cleveland	17-13 L
10/13/1991	vs. Cleveland	42-17 W
10/3/2004	at Cleveland	17-13 L
10/19/2008	vs. Cleveland	14-11 W
12/16/2012	at Cleveland	38-21 W
10/2/2016	vs. Cleveland	31-20 W



NOTABLE REDSKINS/BROWNS CONNECTIONS

Former Browns on Redskins:

Offensive Coordinator Kevin O'Connell [2015]
DL Caleb Brantley [2017-2018]
CB Ashton Lampkin [2018-2019]
QB Colt McCoy [2010-2013]

Former Redskins on Browns:

G Kyle Kalis [2017 offseason]
Running Backs Coach Stump Mitchell [2008-2009]
Defensive Backs Coach DeWayne Walker [2004-2005]

Redskins from Ohio:

DL Ryan Bee [Ashland, Ohio]
G Zac Kerin [Delaware, Ohio]
G Wes Martin [West Milton, Ohio]

Browns from the D.C./Maryland/Virginia area:

P Jamie Gillan [Leonardtown, MD]

Redskins who went to college in Ohio area:

QB Dwayne Haskins [Ohio State]
G Zac Kerin [Toledo]
WR Terry McLaurin [Ohio State]

Browns who went to college in the D.C./Maryland/Virginia area:

WR Ishmael Hyman [James Madison]

Notable Pro Connections:

Head Coach Jay Gruden [2011-13] worked for the Cincinnati Bengals when TE Orson Charles [Player, 2012-13] played there. Gruden served as Offensive Coordinator.

Offensive Coordinator Kevin O'Connell [2016], Browns LB Ray-Ray Armstrong [2015-17] and Browns Offensive Quality Control Coach Jim Dray [TE-Player, 16] were members of the San Francisco 49ers in 2016. O'Connell served as the Special Projects Coach.

O'Connell [2015], Browns RB Duke Johnson Jr. [2014-19], Browns LB Christian Kirksey [2014-19], T Joel Bitonio [2014-19] and LS Charley Hughlett [2015-19] were all members of the Browns in 2015. O'Connell worked as the Quarterbacks Coach.

Special Teams Coordinator Nate Kaczor [2016-18] worked with Browns Offensive Coordinator Todd Monken [2016-18] and LB Adarius Taylor [2015-19] for the Tampa Bay Buccaneers. Kaczor served as the Special Teams Coordinator and Monken was the Offensive Coordinator.

Defensive Coordinator Greg Manusky [2012-15] and Browns QB Drew Stanton [2012] were members of the Indianapolis Colts. Manusky was the Defensive Coordinator there as well.

Manusky [2011] also worked with Browns Defensive Coordinator Steve Wilks on the San Diego Chargers. Manusky was the Defensive Coordinator and Wilks was the Assistant Head Coach and Defensive Backs Coach.

Defensive Line Coach Jim Tomsula was the Head Coach for the 2015 San Francisco 49ers, coaching both TE Vernon Davis [2006-15] and Browns LB Ray-Ray Armstrong [2015-17].

TE Vernon Davis played with Browns P Britton Colquitt during his 2015 stop on the Denver Broncos.

WR Paul Richardson Jr. [2013-17] and LB Marcus Smith [2017-18] played with Browns DT Sheldon Richardson on the Seattle Seahawks in 2017.

S Landon Collins [2015-18], DB Dominique Rodgers-Cromartie [2014-17], T Ereck Flowers [2015-18], C Zac Kerin [2018], Browns LB Ray-Ray Armstrong [2017-18], Browns DE Olivier Vernon [2016-19] and Browns WR Odell Beckham Jr. [2014-19] all played for New York Giants.

WR Brian Quick [2012-16] also played with Armstrong on the St. Louis Rams from 2013-2014.

LB Jon Bostic [2018-19] played with Browns DB Morgan Burnett on the Pittsburgh Steelers from 2018-2019. Bostic [2016] also played with Browns DE Anthony Zettel and Browns TE Orson Charles on the Detroit Lions in 2016.

QB Alex Smith [2013-17] played with Browns CB Phillip Gaines and Browns TE Demetrius Harris on the Kansas City Chiefs from 2014-2017. WR Jehu Chesson was a member of the 2017 team as

well. Smith also played with Browns C Eric Kush on the 2013 version of the Chiefs.

OT Tony Bergstrom [2012-15] played with Browns CB T.J. Carrie on the Oakland Raiders from 2014-2015.

Notable College Connections:

G Brandon Scherff [2010-14] played with Browns LB Christian Kirksey [2010-13] at Iowa.

QB Dwayne Haskins [2017-18] and WR Terry McLaurin [2015-18] played with Browns CB Denzel Ward [2015-17] at Ohio State.

RB Derrius Guice [2015-17] played with Browns CB Greedy Williams [2017-18] at LSU.

DL Jonathan Allen [2013-16], LB Ryan Anderson [2013-16], LB Reuben Foster [2014-16], LB Shaun Dion Hamilton [2014-17], WR Cam Sims [2014-17], DL Daron Payne [2015-17], C Ross Pierschbacher [2015-18], Browns LB Mack Wilson [2016-18] and Browns Defensive Line Coach Tosh Lupoi [2014-18] were all at Alabama. Lupoi worked as a Defensive Coordinator and Outside Linebackers Coach.

CB Jimmy Moreland [2014-18], LB Andrew Ankrum [2013-17] and Browns WR Ishmael Hyman [2014-17] played together at James Madison.

T Ereck Flowers [2012-14] played with Browns RB Duke Johnson [2012-14] and Browns TE David Njoku [2014-16] at Miami.

TE Jeremy Sprinkle [2013-16] played with Browns DE Chris Smith [2010-13] at Arkansas.

LB Jordan Brailford [2015-18] and CB Ashton Lampkin [2012-16] played with Browns DE Jarrell Owens [2015-18] at Oklahoma State.

RB Samaje Perine [2014-2016] played with Browns QB Baker Mayfield [2015-17] and Browns K [2015-18] at Oklahoma.

WR Jehu Chesson [2013-16] played with Browns G Kyle Kalis [2012-16] at Michigan.

LB Cassanova McKinzy [2012-15] played with Browns DL Deva-roe Lawrence [2014-16] and Browns DB Jermaine Whitehead [2011-14] at Auburn.

S Deshaun Everett [2011-14] played with Browns LB Myles Garrett [2014-16] at Texas A&M.

RB Bryon Marshall [2012-15] played with Browns TE Pharaoh Brown [2012-16] and Browns CB Terrance Mitchell [2011-13] at Oregon.

SERIES SUPERLATIVES

REDSKINS

PASSING

Completions	32	Sonny Jurgensen, 11/26/67
Attempts	50	Sonny Jurgensen, 11/26/67
Yards	418	Sonny Jurgensen, 11/26/67
TDs	3	Three Times
		Last Time: Kirk Cousins, 10/02/16

RUSHING

Attempts	30	John Riggins, 10/27/85=
Yards	175	Clinton Portis, 10/19/08
TDs	2	Five times
		Last Time: Alfred Morris, 12/16/12

RECEIVING

Receptions	11	Charley Taylor, 11/26/67
Yards	123	Charley Taylor, 11/26/67
TDs	2	Four times
		Last Time: Jordan Reed, 10/02/16

DEFENSE

Sacks	2	Twice
		Last Time: Charles Mann, 10/13/91
Interceptions	2	Paul Krause, 09/13/64

BROWNS

PASSING

Completions	28	Cody Kessler, 10/02/16
Attempts	40	Cody Kessler, 10/02/16
Yards	334	Frank Ryan, 09/15/63
TDs	3	Three Times
		Last Time: Frank Ryan, 09/11/66

RUSHING

Attempts	28	Jim Brown, 12/15/63
Yards	163	Leroy Kelly, 11/26/67
TDs	2	Five times
		Last Time: Trent Richardson, 12/16/12

RECEIVING

Receptions	9	Ozzie Newsome, 10/27/85
Yards	133	Milt Morin, 12/08/68
TDs	2	Twice
		Last Time: Gary Collins, 09/11/66

DEFENSE

Sacks	2	Cam Johnson, 10/02/16
Interceptions	2	Don Fleming, 10/08/61

CAREER STATS VS. BROWNS

Projected Offensive Starters

QB Colt McCoy:

First career game vs. Cleveland

QB Case Keenum [two games]:

58-of-91, 545 yards, 2 TD, 3 INT

RB Adrian Peterson [two games]:

50 att., 268 yards, 4 TD

WR Trey Quinn

First career game vs. Cleveland

WR Paul Richardson, Jr.:

First career game vs. Cleveland

WR Josh Doctson:

First career game vs. Cleveland

TE Jordan Reed [one game]

9 rec., 73 yards, 2 TD

Projected Defensive Starters

(Stats according to STATS, INC.)

DE Jonathan Allen:

First career game vs. Cleveland

NT Daron Payne:

First career game vs. Cleveland

DE Matt Ioannidis [one game]:

No statistics

LB Ryan Anderson:

First career game vs. Cleveland

LB Shaun Dion Hamilton:

First career game vs. Cleveland

LB Mason Foster [two games]:

12 tackles (6 solo, 6 assist), 2 QBH

LB Ryan Kerrigan [two games]:

3 tackles (3 solo)

CB Josh Norman [two games]:

11 tackles (8 solo, 3 assist), 2 INT

CB Quinton Dunbar [one game]:

3 tackles (2 solo, 1 assist)

S Landon Collins [one game]:

7 tackles (six solo)

S Montae Nicholson:

First career game vs. Cleveland

TALE OF THE TAPE

OFFENSE

REDSKINS

281	Points	359
54	Points in 1st Quarter	59
95	Points in 2nd Quarter	94
35	Points in 3rd Quarter	93
97	Points in 4th Quarter	110
29	Offensive Touchdowns	44
12	Rushing TDs	15
16	Passing TDs	29
1	Return TDs	0
26	Field Goals	19
4795	Yards From Scrimmage	5900
299.7	Yards Per Game	368.8
967	Total Plays	1023
5	Avg. Per Play	5.8
18/4	Fumbles/Lost	19/7
15	Had Intercepted	17
75/206	Third-down Conversions	73/208
36.4	Third-down Percentage	35/1
10/18	Fourth-down Conversions	9/21
55.6	Fourth-down Percentages	42.9
115/1008	Penalties/Yards	112/894
29:38	Time of Possession Avg.	28:24

PASSING

509	Pass Attempts	574
311	Pass Completions	353
61.1	Completion Percentage	61.5
3287	Passing Yards	4261
205.4	Avg. Yards/Game	266.3
16	Passing Touchdowns	29
15	Interceptions	17
78.1	Rating	88.8
44	Times Sacked	38
16	Completions of 25+ yards	32

RUSHING

414	Rush Attempts	411
1774	Rush Yards	1893
4.29	Yards Per Carry	4.61
110.9	Yards Per Game	118.3
12	Touchdowns	15
96	First Downs	93
51	Rushes of 10+ yards	56

RECEIVING

311	Receptions	353
3287	Receiving yards	4261
10.6	Yards Per Catch	12.1
205.4	Yards Per Game	266.3
16	Touchdowns	29
156	First Downs	189
16	Receptions of 25+ yards	32

DEFENSE

BROWNS

359	Points	392
60	Points in 1st Quarter	64
134	Points in 2nd Quarter	136
61	Points in 3rd Quarter	86
104	Points in 4th Quarter	100
43	Offensive Touchdowns	43
12	Rushing TDs	20
27	Passing TDs	21
4	Return TDs	2
21	Field Goals	30
5654	Yards From Scrimmage	6288
353.4	Yards Per Game	393.0
996	Total Plays	1122
5.7	Avg. Per Play	5.6
24/11	Fumbles/Lost	27/14
15	Had Intercepted	17
86/196	Third-down Conversions	75/210
43.9	Third-down Percentage	65.0
5/13	Fourth-down Conversions	13/20
38.5	Fourth-down Percentages	65.0
102/791	Penalties/Yards	119/990
30:22	Time of Possession Avg.	31:36

PASSING

537	Pass Attempts	626
362	Pass Completions	393
67.4	Completion Percentage	62.8
4091	Passing Yards	4370
7.62	Avg. Yards/Game	273.1
27	Passing Touchdowns	21
15	Interceptions	17
95.1	Rating	83.4
46	Times Sacked	37
29	Completions of 25+ yards	31

RUSHING

413	Rush Attempts	459
1860	Rush Yards	2163
4.50	Yards Per Carry	4.71
116.3	Yards Per Game	135.2
12	Touchdowns	20
109	First Downs	130
52	Rushes of 10+ yards	78

RECEIVING

362	Receptions	393
4091	Receiving yards	4370
11.3	Yards Per Catch	11.1
255.7	Yards Per Game	273.1
27	Touchdowns	21
197	First Downs	216
29	Receptions of 25+ yards	31

LAST MEETING

Redskins 31, Browns 20

Associated Press
Nov. 8, 2015

LANDOVER, Md. -- Cashing in with four red zone touchdowns and taking the ball away at crucial moments allowed the Washington Redskins to win a game they could've easily lost to the Cleveland Browns.

Kirk Cousins threw three touchdown passes, including two to tight end Jordan Reed, and the Redskins forced three second-half turnovers to complete a 31-20 victory Sunday that kept the Browns winless on the season.

"It's just what we needed to do," said Cousins, who was 21 of 27 for 183 yards and also had an interception. "The defense did a great job at getting us momentum with those turnovers. We ran the ball well. ... I think being able to run the ball effectively certainly got us going."

Washington (2-2) scored more touchdowns in the red zone against Cleveland (0-4) than it did in the first three games of the season, when it was 3 for 14. Cousins connected with Reed for 8- and 9-yard touchdowns, Chris Thompson for a 5-yard score, and running back Matt Jones scored from 1 yard out as part of his 117-yard performance.

"We just found a way to execute, found some mismatches," Thompson said. "The run game is key. Matt had a great day today and it was able to help out our pass game, help Kirk out."

The Redskins blew a 14-0 lead and fell behind 20-17 before shutting down Cleveland's running game and taking the ball back. Linebacker Will Compton forced a fumble by fullback Malcolm Johnson -- on the first carry of his career -- late in the third, Ziggy Hood knocked the ball out of Duke Johnson's hands early in the fourth and Josh Norman picked off Cody Kessler to set up Jones' touchdown.

"We've got to get stuff corrected," Compton said. "But we won the game. We made big plays when we needed to make big plays."

Browns running back Isaiah Crowell ran for 112 yards and a touchdown, and Kessler was 27 of 38 for 215 yards, one touchdown and one interception.



REDSKINS DEF. BROWNS, 31-20

	Redskins	Browns
TOTAL FIRST DOWNS	24	26
By Rushing	10	8
By Passing	12	16
By Penalty	2	2
THIRD DOWN EFFICIENCY	4-8-50%	8-12-67%
FOURTH DOWN EFFICIENCY	0-0-0%	0-1-0%
TOTAL NET YARDS	301	380
Total Offensive Plays (inc. times thrown passing)	56	69
Average gain per offensive play	5.4	5.5
NET YARDS RUSHING	145	163
Total Rushing Plays	26	28
Average gain per rushing play	5.6	5.8
Tackles for a loss-number and yards	1-[-1]	3-[-8]
NET YARDS PASSING	156	217
Gross yards passing	183	223
PASS ATTEMPTS-COMPLETIONS-HAD INT.	27-21-1	40-28-1
Avg gain per pass play (inc.# thrown passing)	5.2	5.3
KICKOFFS Number-In End Zone-Touchbacks	6-5-5	4-3-3
PUNTS Number and Average	3-48.7	1-55.0
Had Blocked	0	0
FGs - PATs Had Blocked	0-0	0-0
Net Punting Average	42.0	35.0
TOTAL RETURN YARDAGE (Not Including Kickoffs)	26	37
No. and Yards Punt Returns	0-0	2-20
No. and Yards Kickoff Returns	1-26	1-17
No. and Yards Interception Returns	1-1	1-29
PENALTIES Number and Yards	9-75	7-101
FUMBLES Number and Lost	1-0	3-2
TOUCHDOWNS	4	2
Rushing	1	1
Passing	3	1
EXTRA POINTS Made-Attempts	4-4	2-2
Kicking Made-Attempts	4-4	2-2
FIELD GOALS Made-Attempts	1-1	2-2
SAFETIES	0	0
FINAL SCORE	31	20
TIME OF POSSESSION	31:03	28:57



2018 NFL STANDINGS AND RANKINGS

NATIONAL FOOTBALL CONFERENCE

East Division

Team	W	L	T	Pct	Conf	Div	Streak
Cowboys	10	6	0	.625	9-3-0	5-1-0	Won 2
Eagles	9	7	0	.563	6-6-0	4-2-0	Won 3
Redskins	7	9	0	.438	6-6-0	2-4-0	Lost 2
Giants	5	11	0	.313	4-8-0	1-5-0	Lost 3

North Division

Team	W	L	T	Pct	Conf	Div	Streak
Bears	12	4	0	.750	10-2-0	5-1-0	Won 4
Vikings	8	7	1	.531	6-5-1	3-2-1	Lost 1
Packers	6	9	1	.406	3-8-1	1-4-1	Lost 1
Lions	6	10	0	.375	4-8-0	2-4-0	Won 1

South Division

Team	W	L	T	Pct	Conf	Div	Streak
Saints	13	3	0	.813	9-3-0	4-2-0	Lost 1
Falcons	7	9	0	.438	7-5-0	4-2-0	Won 3
Panthers	7	9	0	.438	5-7-0	2-4-0	Won 1
Buccaneers	5	11	0	.313	4-8-0	2-4-0	Lost 4

West Division

Team	W	L	T	Pct	Conf	Div	Streak
Rams	13	3	0	.813	9-3-0	6-0-0	Won 2
Seahawks	10	6	0	.625	8-4-0	3-3-0	Won 2
49ers	4	12	0	.250	2-10-0	1-5-0	Lost 2
Cardinals	3	13	0	.188	3-9-0	2-4-0	Lost 1

AMERICAN FOOTBALL CONFERENCE

East Division

Team	W	L	T	Pct	Conf	Div	Streak
Patriots	11	5	0	.688	8-4-0	5-1-0	Won 2
Dolphins	7	9	0	.438	6-6-0	4-2-0	Lost 3
Bills	6	10	0	.375	4-8-0	2-4-0	Won 1
Jets	4	12	0	.250	3-9-0	1-5-0	Lost 3

North Division

Team	W	L	T	Pct	Conf	Div	Streak
Ravens	10	6	0	.625	8-4-0	3-3-0	Won 3
Steelers	9	6	1	.594	6-5-1	4-1-1	Won 1
Browns	7	8	1	.469	5-6-1	3-2-1	Lost 1
Bengals	6	10	0	.375	4-8-0	1-5-0	Lost 2

South Division

Team	W	L	T	Pct	Conf	Div	Streak
Texans	11	5	0	.688	9-3-0	4-2-0	Won 1
Colts	10	6	0	.625	7-5-0	4-2-0	Won 4
Titans	9	7	0	.563	5-7-0	3-3-0	Lost 1
Jaguars	5	11	0	.313	4-8-0	1-5-0	Lost 1

West Division

Team	W	L	T	Pct	Conf	Div	Streak
Chiefs	12	4	0	.750	10-2-0	5-1-0	Won 1
Chargers	12	4	0	.750	9-3-0	4-2-0	Won 1
Broncos	6	10	0	.375	4-8-0	2-4-0	Lost 4
Raiders	4	12	0	.250	3-9-0	1-5-0	Lost 1

REDSKINS 2018 SEASON RANKINGS

OFFENSE	No.	Rank [NFL/NFC]
Yards / Game	299.7	28/15
Yards / Play	4.96	28/15
Rushing Yards / Game	110.9	27/8
Rushing Yards / Play	4.29	18/10
Passing Yards / Game	188.8	28/15
Passing Yards / Play	5.46	29/15
Interception Rate	2.90%	26/13
Sacked	44	21/7
First Downs / Game	17.5	28/15
3rd Down Pct	36.41%	24/13
4th Down Pct	55.56%	17/9
Red Zone Pct	52.50%	25/13
Goal to Go%	78.95%	9/5
Avg Time of Possession	29:38	21/12
Points / Game	17.6	29/15

DEFENSE	No.	Rank [NFL/NFC]
Yards / Game	353.4	17/9
Yards / Play	5.68	16/7
Rushing Yards / Game	116.3	17/10
Rushing Yards / Play	4.50	18/9
Passing Yards / Game	237.1	15/9
Passing Yards / Play	6.51	16/7
Interception Rate	2.79%	9/4
Sacks / Pass Attempt	8.57%	5/4
First Downs / Game	22.7	20/9
3rd Down Pct	43.88%	29/15
4th Down Pct	38.46%	3/1
Red Zone Pct	51.92%	9/6
Goal to Go%	68.97%	10/5
Points / Game	22.4	15/7
Point Differential / Game	-4.9	25/14
Yard Differential / Game	-53.7	28/15

SPECIAL TEAMS	No.	Rank [NFL/NFC]
Field Goals Made	89.7%	8t/6
Punt Return Avg	6.5	25/10
Kickoff Return Avg	19.7	30/15
Punt Coverage Avg	9.8	24/14
Kickoff Coverage Avg	22.7	15t/7t

ALL-TIME WINS

The Redskins have the fifth-most victories in NFL history, including both regular season and postseason play.

Franchise [Founded]	Total Wins
1t. Green Bay Packers [1921]	778
1t. Chicago Bears [1920]	778
3. New York Giants [1925]	716
4. Pittsburgh Steelers [1933]*	659
5. Washington Redskins [1932]	623

** Does not include victories by 1943 combined "Phil-Pitt Steagles" team*

SKINFORMATION

PRONUNCIATION GUIDE

PLAYER PRONUNCIATION GUIDE

Troy Apke	app-KEY
Andrew Ankrah	ank-RUH
Geron Christian, Sr.	JARE-en
Josh Doctson	DOCK-sun
Deshazor Everett	de-SHAY-zor
Derrius Guice	GICE [rhymes with 'Dice']
Shaun Dion Hamilton	Shawn DEE-on
Matt Ioannidis	eye-an-NYE-dis
Austin Maloata	MAH-lo-AH-tah
Terry McLaurin	MICK-law-REN
Donald Parham	PAR-um
Daron Payne	duh-RON
Samaje Perine	sah-MAH-jay / PEE-rhine
Ross Pierschbacher	Peersh-BAY-ker
T.J. Rahming Jr.	RA-ming
Chase Roullier	ROO-lee-ay
Brandon Scherff	SCHER-eff

COACHING STAFF PRONUNCIATION GUIDE

Brian Angelichio	an-juh-LEEK-o
Nate Kaczor	Kat-SIR
Kavan Latham	kuh-VON
Greg Manusky	man-US-key
Jim Tomsula	tom-SOO-luh

ROSTER SUPERLATIVES

As of Aug. 3:

Tallest Player.....	Donald Parham Jr. (6'8")
Shortest Player	Steven Sims and T.J. Rahming (5'10")
Average Height.....	6' 3"
Heaviest Player	Ereck Flowers (330 lbs.)
Lightest Player	T.J. Rahming (165 lbs.)
Average Weight.....	245.4 lbs
Oldest Player.....	Vernon Davis (35)
Youngest Player	Donald Parham Jr. (21)
Average Age	25.4 years

A NOTE ON NAMES

Please include suffixes for the names of tackle quarterback Dwayne Haskins Jr., Geron Christian Sr., wide receiver Paul Richardson Jr., wide receiver T.J. Rahming Jr., wide receiver Steven Sims Jr., tight end Donald Parham Jr., wide receiver Darvin Kidsey Jr., and tackle Ereck Flowers Sr. in first references when possible.


COACH MEDIA AVAILABILITY NOTES

On a typical game week, Head Coach Jay Gruden will address media at 3 p.m. on Monday and following practice on Wednesday, Thursday and Friday.

On such weeks, Defensive Coordinator Greg Manusky will address media after practice on Thursday. Offensive Coordinator Kevin O'Connell will address media following practice on Friday.

Media availability sessions will take place in the Media Interview Room at Inova Sports Performance Center at Redskins Park in Ashburn.

2019 MEDIA GUIDE INFORMATION



A digital edition of the 2019 Washington Redskins Media Guide is available for download by directing your browser to <https://redskins.1rmg.com/season/2019/media-guide/>

The bookmarked PDF includes:

- » Bios for executives, coaches, players and other team personnel
- » Rosters and pronunciation guides
- » 2018 recap information
- » Team history and records
- » Information on Redskins facilities and events
- » 2019 media policies and guidelines

The guide is in PDF format and can be viewed with Adobe Acrobat Reader, which can be downloaded for free at get.adobe.com/reader. Furthermore, updated weekly information will be made available throughout the season on the team's online medial portal, located at media.redskins.com.

2019 DRAFT RECAP

TEAM DRAFT NOTES

» Dating back to 2011, the Redskins have now selected at least seven players in nine consecutive drafts for the first time since the league adopted the seven-round format in 1994.

» The Redskins completed the 2019 NFL Draft without making a selection in the second round. It is the ninth time since the seventh-round draft format was established the Redskins did not make a selection in the second round.

» Including their eight selections in the 2018 NFL Draft, the Redskins have now selected eight or more players in three consecutive drafts for the first time since the NFL adopted the seven-round format in 1994.

» With the 10 selections, the Redskins have now drafted at least 10 players in three of the last five NFL drafts.

» The Redskins made two trades during the draft. On Day 1, the Redskins sent the No. 46 pick (2019) and a future second-round selection in the 2020 NFL Draft to the Indianapolis Colts for the No. 26 overall selection. On Day 2, the team traded the No. 96 overall pick to the Buffalo Bills for the Nos. 112 and 131 selections.

» Of the Redskins 10 selections, three were made with picks acquired by trade, including draft-day trades with Indianapolis (LB Montez Sweat) and the Buffalo Bills (RB Bryce Love and G Wes Martin).

» The Redskins selected three players using compensatory picks (LB Cole Holcomb, WR Kelvin Harmon and LB Jordan Brailford). The selections using compensatory picks were the most by the Redskins and the first selections using a compensatory pick since the organization drafted NT Chris Neild with a compensatory pick in the 2011 NFL Draft.

» The Redskins have selected at least three players with picks acquired via trade in each of the last six drafts. It is the team's longest such stretch since a five-draft span from 1985-89.

» The Redskins selected a pair of college teammates in three consecutive drafts to include: DL Jonathan Allen and Ryan Anderson (Alabama, 2017), DL Daron Payne and LB Shaun Dion Hamilton (Alabama, 2018), DL Tim Settle and CB Greg Stroman (Virginia Tech, 2018) and QB Dwayne Haskins and WR Terry McLaurin (Ohio State, 2019). This marks the second occurrence the Redskins have selected teammates in three consecutive drafts. The organization drafted teammates in three straight drafts from 2011-2013 including RB Roy Helu, S DeJon Gomes and WR Niles Paul (Nebraska, 2011), G Adam Gettis and CB Jordan Bernstine (Iowa 2012), and RB Chris Thompson and LB Brandon Jenkins (Florida State, 2013).

» The Redskins have now selected at least one pair of college teammates in seven of the last nine drafts (Nebraska's Roy Helu Jr., DeJon Gomes and Niles Paul in 2011; SMU's Josh LeRibeus and Richard Crawford and Iowa's Adam Gettis and Jordan Bernstine in

2012; Florida State's Chris Thompson and Brandon Jenkins in 2013; Arkansas' Martrell Spaight and Tevin Mitchel in 2015; Alabama's Jonathan Allen and Ryan Anderson in 2017; Alabama's Daron Payne and Shaun Dion Hamilton; Virginia Tech's Tim Settle and Greg Stroman in 2018; Ohio State's Dwayne Haskins and Terry McLaurin in 2019).

» The 2019 NFL Draft marks the fourth time the Redskins have selected a pair of teammates out of Ohio State (1952, 1961, and 1963).

» The Redskins made multiple picks in the seventh round for the fourth consecutive year, marking the team's first four-year stretch with multiple seventh-round picks since selecting at least two players in that round in each of the 2010-12 NFL Drafts.

» The Redskins selected four defensive players and have now picked at least four defensive players in five consecutive drafts for the first time since 1989-93, when the draft consisted of 12 rounds.

» Nine of the Redskins' draft picks played their collegiate careers in the Football Bowl Subdivision, ending a six-year streak of the team's entire draft class playing at the FBS level. James Madison's Jimmy Moreland played in the Football Championship Subdivision. The last Redskins draft pick to play in the Football Championship Subdivision was South Dakota's Tom Compton (2012).

» Nine of the 10 members of the Redskins' draft class played at schools in "Power Five" conferences.

» The Redskins selected three players from the Big Ten, two players from the Southeastern Conference, two players from the Atlantic Coast Conference, and one player each from the Pac-12 Conference, Big 12 Conference and Colonial Athletic Association. The SEC leads all conferences with 16 of the Redskins 53 selections since 2014, followed by the ACC with 12 selections.

QB DWAYNE HASKINS (RD. 1, NO. 15)

» Haskins is the 475th selection made by the Redskins in the Common Draft era (since 1967) and the 30th first-round selection in that time frame. He is the 61st first-round selection by the Redskins all-time since the institution of the draft in 1936.

» The selection of Haskins marks the third time in the last five years that the Redskins have selected an offensive player in the first round, joining the selections of G Brandon Scherff (2015) and WR Josh Doctson (2016). It marks the team's first time making three offensive first-round selection in that length of time since the 2000-02 drafts, when the team selected T Chris Samuels (2000), WR Rod Gardner (2001) and QB Patrick Ramsey (2002).

» Haskins becomes the first quarterback selected by the Redskins in the first round since the team drafted Baylor's Robert Griffin III in 2012.

» Haskins is the 48th quarterback selected by the Redskins all-time since the institution of the draft in 1936 and the 27th selection at the position made by the Redskins in the Common Draft era (since 1967).

» Haskins' selection marks the fifth time in the Common Draft era that the Redskins have selected a quarterback in the first round, joining Robert Griffin III (2012), Jason Campbell (2005), Patrick Ramsey (2002), and Heath Shuler (1994).

» Haskins is the 17th player from Ohio State University selected by the Redskins all time, joining C Steve Andrako (1940), E Cy Saunders (1945), B Vic Janowicz (1952), T Julius Wittman (1952), G George Rosso (1954), T Fran Machinsky (1956), T George Tolfold (1961), G Mike Ingram (1961), FB Tom Barrington (1966), E Ron Sepic (1967), RB Rich Galbos (1973), T Henry Brown (1988), G Tim Moxley (1990) and WR Evan Spencer (2015).

» With Haskins selection, Ohio State tied Michigan State (17) for the seventh-most draft selections in Redskins history.

» Haskins becomes the first Ohio State product to be selected by the Redskins in the first round in franchise history and the highest pick from the institution since drafting FB Tom Barrington in the



2019 DRAFT RECAP (CONT.)

third-round (No. 38 overall) of the 1966 NFL Draft.

» Haskins is the first Big Ten Conference product selected by the Redskins in the first round since G Brandon Scherff in 2015. He is the seventh Big Ten product selected by the Redskins in the first round in the Common Draft era, joining DT Bobby Wilson (1991), WR Desmond Howard (1992), T Andre Johnson (1996), LB LaVar Arrington (2000), LB Ryan Kerrigan (2011) and Brandon Scherff (2015).

» With the selection, Haskins becomes the fourth player selected all-time with the No.15 overall pick, joining B Eddie Salem (1951), B Joe Hernandez (1962) and WR Rod Gardner (2001).

LB MONTEZ SWEAT (RD. 1, NO. 26)

» Sweat is the 476th selection made by the Redskins in the Common Draft era (since 1967) and the 31st first-round selection in that time frame. He is the 62nd first-round selection by the Redskins all-time since the institution of the draft in 1936.

» Sweat's selection marks the third straight year in which the Redskins have selected a defensive player with a first-round pick in the draft joining Jonathan Allen (No. 17 overall in 2017) and Daron Payne (No. 13 overall in 2018). This is the first time in team history the Redskins selected defensive players with a first-round pick selection in three consecutive drafts.

» Sweat is the 11th defensive player selected by the Redskins in the first round since 1999, joining CB Champ Bailey (1999), LB LaVar Arrington (2000), S Sean Taylor (2004), CB Carlos Rogers (2005), S LaRon Landry (2007), DE/LB Brian Orakpo (2009), LB Ryan Kerrigan (2011), DL Jonathan Allen (2017), and DT Daron Payne (2018). Seven of the 10 defensive players selected by the Redskins in the first round in that time frame have earned at least one Pro Bowl selection during their career.

» Sweat's selection marks the seventh time in the Common Draft era that the Redskins have selected a defensive lineman in the first round, joining Daron Payne (2018), Jonathan Allen (2017), Ryan Kerrigan (2011), Brian Orakpo (2009, transitioned to linebacker in 2010), Kenard Lang (1997) and Bobby Wilson (1991). The Redskins also selected Tracy Rucker (1989, third round), Markus Koch (1986, second round), Bob Slater (1984, second round), Duncan McColl (1977, fourth round) and Bill Brundige (1970, second round) with the team's first selections of each of the drafts listed.

» With the selections of Sweat, Payne and Allen, the Redskins have now used first-round selections on defensive linemen in three consecutive drafts for the first time in the Common Draft era.

» Sweat is the sixth player from Mississippi State selected by the Redskins all-time, joining C Dave Price (1938), B Charlie Yancey (1943), C Charley Cadenhead (1946), CB Fred Smoot (2001), and LB Preston Smith (2015).

» Sweat's selection marks the first time the franchise has drafted a player with the No. 26 overall pick in the Common Draft Era and the second time the Redskins used the No. 26 overall pick when the team selected B Maurice Elder in the third round of the 1937 NFL Draft.

» Sweat is the ninth Southeastern Conference product selected by the Redskins in the first round in the Common Draft era. The Redskins have now selected an SEC product in the first round of three consecutive drafts for the first time in team history.

» Sweat was selected with a pick acquired by the Redskins in a draft day trade in which the Redskins sent the No. 46 (2019) and a future second-round pick (2020) to Indianapolis in exchange for the No. 26 overall pick in the first round. It marked the Redskins first selection using an acquired pick in the 2019 NFL Draft.

WR TERRY MCLAURIN (RD. 3, NO. 76)

» McLaurin is the 477th selection made by the Redskins in the Common Draft era (since 1967) and the 36th third-round selection in that time frame. He is the 66th third-round selection by the Redskins all-time since the institution of the draft in 1936.

» McLaurin becomes the second offensive player to be selected by the Redskins in the 2019 NFL Draft joining college teammate QB Dwayne Haskins.

» With the selection of Terry McLaurin and Dwayne Haskins, the Redskins have now drafted teammates from Ohio State in four drafts. The Redskins drafted Buckeye teammates B Vic Janowicz and T Julius Wittman (1952), G Mike Ingram and T George Tolford (1961) and B Dave Francis and G Rod Foster (1963).

» Dating back to 2014, the Redskins have now selected a wide receiver in seven consecutive drafts, the team's longest stretch since taking a receiver in 10 consecutive drafts from 1994-2003.

» With the selection of McLaurin and Haskins, the Redskins have now drafted teammates in three consecutive drafts to include: DL Jonathan Allen and LB Ryan Anderson (Alabama, 2017), DL Daron Payne and LB Shaun Dion Hamilton (Alabama, 2018) and DL Tim Settle and CB Greg Stroman (Virginia Tech, 2018). This marks the second occurrence the Redskins have selected teammates in three consecutive drafts. The organization drafted teammates in three straight drafts from 2011-2013 including RB Roy Helu, S DeJon Gomes and WR Niles Paul (Nebraska, 2011), G Adam Gettis and CB Jordan Bernstine (Iowa 2012), and RB Chris Thompson and LB Brandon Jenkins (Florida State, 2013).

» McLaurin is the second Ohio State product selected by the Redskins in the third round in franchise history joining FB Tom Barrington (1966).

» McLaurin is the 18th Ohio State product selected by the Redskins all-time, joining C Steve Andracko (1940), E Cy Souders (1945), B Vic Janowicz (1952), T Julius Wittman (1952), G George Rosso (1954), T Fran Machinsky (1956), T George Tolford (1961), G Mike Ingram (1961), B Dave Francis (1963), G Rod Foster (1963), FB Tom Barrington (1966), E Ron Sepic (1967), RB Rich Galbos (1973), T Henry Brown (1988), G Tim Moxley (1990), Evan Spencer (2015) and Dwayne Haskins (2019).

» With the selection of McLaurin, Ohio State tied Tennessee and Maryland (18) for the sixth-most draft selections in Redskins history.

» McLaurin becomes the second wide receiver produced by Ohio State selected by the Redskins in franchise history joining Evan Spencer (2015).

» The selection of McLaurin at No. 76 overall marks the fourth-highest draft pick from Ohio State, trailing only Dwayne Haskins (No. 15 in 2019), Tom Barrington (No. 38 in 1966) and Fran Machinsky (No.41 in 1956).

» McLaurin becomes the eighth player selected by the Redskins all-time with the No. 76 overall pick, joining E Joel Eaves (1937), B Frank Swiger (1942), B Johnny Papit (1951), E Erick Christensen (1955), T Don Lawrence (1959), G Moe Elewonibi (1990) and RB Ricky Ervins (1991).

2019 DRAFT RECAP (CONT.)

G WES MARTIN (RD. 4, NO. 131)

» Martin is the 479th selection made by the Redskins in the Common Draft era (since 1967) and the 36th fourth-round selection in that time frame. He is the 51st fourth-round selection by the Redskins all-time since the institution of the draft in 1936.

» Martin becomes the third offensive lineman selected by the Redskins in the first four rounds since 2015 joining Brandon Scherff (1st round 2015), and Geron Christian Sr. (3rd round, 2018).

» Martin becomes the first offensive lineman selected by the Redskins in the fourth round since the team drafted Troy's Michael Moore with the No. 129 overall pick in the 2000 NFL Draft.

» Martin is the ninth player from Indiana University selected by the Redskins all-time, joining E Brad Bomba (1957), G-LB Don Croftcheck (1965), LB Stu O'Deall (1974), DB Quinn Buckner (1976), QB Babe Laufenburg (1983), QB Gibran Hamdan (2003), TE Rob Bolser (2014), and QB Nate Sudfeld (2016).

» Martin's selection at No. 131 overall represents the highest the Redskins have selected an Indiana product since selecting G-LB Don Croftcheck during the 1965 NFL Draft (105th overall)

» Martin becomes the third player selected by the Redskins all-time with the No. 131 overall pick, joining G Tom Powell (1956) and LB Jack Shinholser (1966).

C ROSS PIERSCHBACHER (RD. 5, NO. 153)

» Pierschbacher is the 480th selection made by the Redskin in the Common Draft era (since 1967) and the 50th fifth-round selection in that time frame. He is the 75th fifth-round selection by the Redskins all-time since the institution of the draft in 1936.

» Pierschbacher becomes the fifth center selected by the Redskins in the fifth round joining Dave Price (1938), George Bujan (1945), Greg Huntington (1993) and Mark Fischer (1998).

» Pierschbacher is the first center selected by the Redskins in the first five rounds since the selection of Mark Fischer in 1998.

» Pierschbacher is the 26th player from the University of Alabama selected by the Redskins all-time, joining B Riley Smith (1936), B Charley Holm (1939), E Sandy Sanford (1940), T Fred Davis (1941), G Ed Hickerson (1941), G Tony Leon (1943), B Bobby Jenkins (1945), T Fay Mills (1946), B Harry Gilmer (1948), B Lowell Tew (1948), T Dick Flowers (1949), E Ed White (1950), B Eddie Salem (1951), C Elliot Speed (1951), B Billy Hicks (1956), T Billy Neighbors (1962), E Tommy Brooker (1962), DB Steve Higginbotham (1972), DT Thomas Rayam (1990), T Chris Samuels (2000), G Arie Kouandjio (2015), DL Jonathan Allen (2017), LB Ryan Anderson (2017), DL Daron Payne (2018) and LB Shaun Dion Hamilton (2018). Alabama's 26 all-time selections by the Redskins are third-most from any school in franchise history, trailing only Notre Dame (34) and USC (30).

» This selection marks the third consecutive year and the second longest streak the Redskins have selected a player from Alabama in the draft following, B Harry Gilmer (1948), B Lowell Tew (1948), T Dick Flowers (1949), E Ed White (1950), B Eddie Salem (1951), C Elliot Speed (1951), LB Shaun Dion Hamilton (2018), LB Ryan Anderson (2017) and DL Johnathan Allen (2017).

» Pierschbacher becomes the fourth player selected by the Redskins all-time with the No. 153 overall pick, joining B Claude Austin (1957), LB Lamont Jeffers (1982) and DT Anthony Montgomery (2006).

LB COLE HOLCOMB (RD. 5, 173)

» Holcomb is the 481st selection made by the Redskins in the Common Draft era (since 1967) and the 51st fifth-round selection in that time frame. He is the 76th fifth-round selection by the Redskins all-time since the institution of the draft in 1936.

» The Redskins have now used a fifth-round selection on a defensive player in four of the last five drafts spanning from 2015-2019 (Martrell Spaight-2015, Matt Ioannidis-2016, Tim Settle-2018, Cole Holcomb-2019).

» Holcomb is the 16th North Carolina product selected by the Redskins all-time, joining G Henry Bartos (1938), B Charley Slagle (1940), T Ernie Williamson (1947), T Len Szafaryn (1949), B Bob Kennedy (1949), B Charlie Justice (1950), E Ken Yarborough (1954), B Lenny Parker (1955), B Eddie Sutton (1957), E Buddy Payne (1958), T Don Stallings (1960), LB Chris Hanburger (1965), WR Walker Lee (1978), RB Kelvin Bryant (1983), and WR Mark Smith (1984).

» Holcomb becomes the fifth player selected by the Redskins all-time with the No. 173 overall pick, joining WR Roland Merritt (1970), DB Reed Doughty (2006), and RB Alfred Morris (2012).

WR KELVIN HARMON (RD. 6, NO. 206)

» Harmon is the 482nd selection made by the Redskins in the Common Draft era (since 1967) and the 57th sixth-round selection in that time frame. He is the 84th sixth-round selection by the Redskins all-time since the institution of the draft in 1936.

» Harmon is the eighth player from North Carolina State selected by the Redskins all-time, joining E Dom Mac Cara (1937), B Jim O'Rourke (1952), B Alex Webster (1953), T Darrell Dess (1958), G John Lawrence (1960), DB Lloyd Harrison (2000) and CB David Amerson (2013).

» Harmon is the first wide receiver produced by N.C. State selected by the Redskins in franchise history.

» With Harmon's selection, it marks, the first time the Redskins have drafted two wide receivers in the same draft since 2015 with the selections of Evan Spencer (Ohio State) and Jamison Crowder (Duke).

» Harmon becomes the second player selected by the Redskins all-time with the No. 206 overall pick, joining LB Antwaune Ponds (1998).

CB JIMMY MORELAND (RD. 7, NO. 227)

» Moreland is the 483rd selection made by the Redskins in the Common Draft era (since 1967) and the 64th seventh-round selection in that time frame. He is the 95th seventh-round selection by the Redskins all-time since the institution of the draft in 1936.

» Moreland is the first player from James Madison selected by the Redskins all-time in the NFL Draft.

» With his selection it marks the ninth consecutive year the Redskins have selected a cornerback in the draft, joining Brandy Thompson (2011), Richard Crawford (2012), Jordan Bernstine (2012), David Amerson (2013), Bashaud Breeland (2014) Tevin Mitchel (2015), Kendall Fuller (2016), Fabian Moreau (2017) Joshua Holsey (2017) and Greg Stroman (2018).

» With the selection of Moreland this becomes the third consecutive year the Redskins have drafted a corner back in the seventh round, joining Joshua Holsey (2017) and Greg Stroman (2018).

» In the Jay Gruden era, Moreland is the second player to be selected from a school in which the Redskins have never drafted a player. The Redskins drafted WR Robert Davis (Georgia State) in the 2017 NFL Draft. It was the first time the organization drafted a player out of Georgia State.

» With the selection of Moreland, the Redskins have drafted

2019 DRAFT RECAP (CONT.)

only one player from 92 institutions.

» Moreland becomes the fifth player selected by the Redskins all-time with the No. 227 overall pick, joining B Alvin Duke (1950), G Ray Lemek (1956), B Joe Bellino (1961) and B Ozzie Clay (1964).

LB JORDAN BRAILFORD (RD. 7, NO. 253)

» Brailford is the 484th selection made by the Redskins in the Common Draft era (since 1967) and the 65th seventh-round selection in the time frame. He is the 96th seventh-round selection by the Redskins all-time since the institution of the draft in 1936.

» Brailford is the seventh player from Oklahoma State selected by the Redskins all-time joining, C Clay Davis (1950), E Alex Loyd (1950), B Dorsey Gibson (1954), E Jim Wood (1959), DE Dexter Manley (1981), KR Jamie Harris (1985) and WR Ethan Howell (2000).

» With this selection Brailford becomes the third player drafted with the designation of edge rusher produced from Oklahoma State selected by the Redskins all-time, joining Alex Loyd (1950) and Jim Woods (1959).

» Brailford is the fourth player drafted with the designation of edge rusher to be selected in the seventh round of the draft by the Redskins all-time joining, Al Krueger (1941), Bob Fitch (1942), Erick Christensen (1955) and Jim Kernney (1959).

» Brailford becomes the fourth player selected by the Redskins all-time with the No. 253 overall pick, joining T George Bayer (1950), B Claude Crabb (1962) and NT Chris Neild (2011).

TRENDING

EXTENDING DRIVES

The Redskins were one of the best offenses in 2018 at putting together long drives of 10-plus plays or more. They finished the regular season tied for ninth in the NFL and tied for third in the NFC with 30 total drives of 10 or more plays.

MOST 10+ PLAY DRIVES (2018):

Team	10+ Play Drives
1. Baltimore Ravens	40
2. New England Patriots	35
3. Kansas City Chiefs	34
4. Pittsburgh Steelers	32
5t. Atlanta Falcons	31
5t. Indianapolis Colts	31
5t. Jacksonville Jaguars	31
5t. Los Angeles Rams	31
9t. Washington Redskins	30
9t. New Orleans Saints	30

FIRST ROUND FOCUS

Through the draft and in free agency the Redskins have compiled 14 players who were selected in the first round of the NFL Draft. Six of those players were drafted by Washington, five were acquired via free agency and one was acquired via trade.

FIRST ROUND SELECTIONS ON THE REDSKINS ROSTER:

Player	Position	Draft	Selection
Alex Smith	QB	2005	1st
Vernon Davis	TE	2006	6th
Adrian Peterson	RB	2007	7th
Dominique Rodgers-Cromartie	CB	2008	16th
Trent Williams	T	2010	4th
Ryan Kerrigan	LB	2011	16th
Brandon Scherff	OL	2015	5th
Ereck Flowers	OL	2015	9th
Jash Dactson	WR	2016	22nd
Jonathan Allen	DL	2017	17th
Rueben Foster	LB	2017	31st
Daron Payne	DL	2018	13th
Dwayne Haskins	QB	2019	15th
Montez Sweat	LB	2019	26th

3RD-AND-1

The acquisition of RB Adrian Peterson along with the continued implementation of the run-pass option packages made the Redskins one of the best offenses in the league in short down and distance. Washington was seventh in the NFL in successful 3rd-and-1 conversion percentage in the 2018.

3RD-AND-SHORT CONVERSIONS (2018):

Team	3rd-and-1 Conversion %
1. New York Giants	85.7
2. Carolina Panthers	84.6
3. Baltimore Ravens	82.4
4. Buffalo Bills	80.0
5. Los Angeles Rams	77.8
6. Tennessee Titans	76.0
7. Washington Redskins	75.0
8. Cincinnati Bengals	73.7
9. Indianapolis Colts	73.3
10. Pittsburgh Steelers	73.1

DIVISION PARITY

Parity has been a topic de jour in recent years, and the league-wide trends provide the evidence. Each year since the 12-team playoff format was adopted in 1990, at least four teams have qualified for the playoffs after missing the postseason the year before. Through 2018, the NFC East and the NFC West are the only divisions to have all four teams earn at least one division title since 2011.

DIVISION CHAMPIONS, 2011-18

NFC EAST

2018	Dallas Cowboys
2017	Philadelphia Eagles
2016	Dallas Cowboys
2015	Washington Redskins
2014	Dallas Cowboys
2013	Philadelphia Eagles
2012	Washington Redskins
2011	New York Giants

AFC EAST

2018	New England Patriots
2017	New England Patriots
2016	New England Patriots
2015	New England Patriots
2014	New England Patriots
2013	New England Patriots
2012	New England Patriots
2011	New England Patriots

NFC NORTH

2018	Chicago Bears
2017	Minnesota Vikings
2016	Green Bay Packers
2015	Minnesota Vikings
2014	Green Bay Packers
2013	Green Bay Packers
2012	Green Bay Packers
2011	Green Bay Packers

AFC NORTH

2018	Baltimore Ravens
2017	Pittsburgh Steelers
2016	Pittsburgh Steelers
2015	Cincinnati Bengals
2014	Pittsburgh Steelers
2013	Cincinnati Bengals
2012	Baltimore Ravens
2011	Baltimore Ravens

NFC SOUTH

2018	New Orleans Saints
2017	New Orleans Saints
2016	Atlanta Falcons
2015	Carolina Panthers
2014	Carolina Panthers
2013	Carolina Panthers
2012	Atlanta Falcons
2011	New Orleans Saints

AFC SOUTH

2018	Houston Texans
2017	Jacksonville Jaguars
2016	Houston Texans
2015	Houston Texans
2014	Indianapolis Colts
2013	Indianapolis Colts
2012	Houston Texans
2011	Houston Texans

NFC WEST

2018	Los Angeles Rams
2017	Los Angeles Rams
2016	Seattle Seahawks
2015	Arizona Cardinals
2014	Seattle Seahawks
2013	Seattle Seahawks
2012	San Francisco 49ers
2011	San Francisco 49ers

AFC WEST

2018	Kansas City Chiefs
2017	Kansas City Chiefs
2016	Kansas City Chiefs
2015	Denver Broncos
2014	Denver Broncos
2013	Denver Broncos
2012	Denver Broncos
2011	Denver Broncos

13 YEARS, NO NFC EAST REPEATS

No division has been more hotly contested in this era than the NFC East, as the 2018 season marked the division's 14th consecutive campaign without a repeat champion, easily the league's longest stretch. No other division has gone more than three years since their last repeat champion.

SEASONS SINCE HAVING A REPEAT CHAMPION (DIVISIONS THROUGH 2017)

Division	Years	Last Repeat Champion
NFC East	14	Philadelphia Eagles (2003-04)
NFC North	3	Green Bay Packers (2011-14)
AFC North	1	Pittsburgh Steelers (2016-17)
AFC South	1	Houston Texans (2015-16)
NFC West	0	Los Angeles Rams (2017-18)
NFC South	0	New Orleans Saints (2017-18)
AFC East	0	New England Patriots (2009-18)
AFC West	0	Kansas City Chiefs (2016-18)

TRENDING

WINNING THE TURNOVER BATTLE

In 2018 the Redskins defense forced 26 turnovers, which was tied for the ninth best mark in the NFL and third best mark in the NFC. On the offensive side of the ball, the Redskins only turned the ball over 19 times in 16 games. Their plus seven turnover differential finished tied for the eighth best mark in the NFL and fifth best in the NFC in the regular season.

MOST TAKEAWAYS (2018):

Team	INT	FR	Total
1. Chicago Bears	27	9	36
2. Cleveland Browns	17	14	31
3. Los Angeles Rams	18	12	30
4. Houston Texans	15	14	29
5t. Denver Broncos	17	11	28
5t. Miami Dolphins	21	7	28
5t. New England Patriots	18	10	28
8. Kansas City Chiefs	15	12	27
9t. Washington Redskins	15	11	26
9t. Indianapolis Colts	15	11	26
9t. Seattle Seahawks	12	14	26

BEST TURNOVER DIFFERENTIAL (2018):

Team	Takeaways	Giveaways	Diff
1. Seattle Seahawks	26	11	+15
2. Houston Texans	29	16	+13
3. Chicago Bears	36	24	+12
4. Los Angeles Rams	30	19	+11
5. New England Patriots	28	18	+10
6. Kansas City Chiefs	27	18	+9
7. New Orleans Saints	24	16	+8
8t. Cleveland Browns	31	24	+7
8t. Denver Broncos	28	21	+7
8t. Washington Redskins	26	19	+7

TOP 10 IN INTERCEPTIONS

The Redskins defense finished the 2018 season with 15 total interceptions, tied for the ninth best mark in the NFL and fourth best mark in the NFC. S DJ Swearinger Sr. led the team with four interceptions followed by CB Josh Norman who registered three interceptions for the first time since 2016. CB Quinton Dunbar and LB Mason Foster both recorded two interceptions on the season giving the Redskins four defenders with multiple interceptions in 2018.

MOST INTERCEPTIONS (2018):

Team	INT
1. Chicago Bears	27
2. Miami Dolphins	21
3t. Los Angeles Rams	18
3t. New England Patriots	18
5t. Cleveland Browns	17
5t. Denver Broncos	17
7t. Buffalo Bills	16
7t. New York Giants	16
9t. Washington Redskins	15
9t. Atlanta Falcons	15
9t. Houston Texans	15
9t. Indianapolis Colts	15
9t. Kansas City Chiefs	15

FORCING THE ISSUE

After the conclusion of the 2018 season, Washington forced 18 fumbles, which was tied for the fourth best mark in the league. CBs Josh Norman and Fabien Moreau and S DJ Swearinger Sr. forced three fumbles each. LBs Zach Brown and Ryan Kerrigan two forced fumbles and DL Matt Ioannidis, Daron Payne, LBs Shaun Dion Hamilton and Mason Foster, CB Greg Stroman and S Ha Ha Clinton-Dix all forced one fumble this season.

FORCED FUMBLES (2018):

Team	FF
1. Kansas City Chiefs	21
2t. New Orleans Saints	19
2t. Houston Texans	19
4t. Washington Redskins	18
4t. Buffalo Bills	18
6. Chicago Bears	17

SINGLE SEASON FORCED FUMBLES

The Redskins defense has forced 18 fumbles this season, which currently ranks tied for the second most in a single season in franchise history.

MOST FORCED FUMBLES IN A SINGLE SEASON:

Year	FF
1. 2015	21
2t. 2018	18
2t. 1995	18
4t. 2011	17
4t. 2007	17
4t. 2005	17
4t. 2002	17

GETTING AFTER THE QUARTERBACK

The Redskins defense finished the 2018 season with 46 total sacks, the seventh best mark in the NFL and fifth best mark in the NFC. OLB Ryan Kerrigan led the team with 13.0 sacks followed by DL Jonathan Allen (8.0) and DL Matt Ioannidis (7.5). Rookie DL Daron Payne finished fourth on the team with 5.0 sacks and the Redskins had a total of 12 players who notched at least one full sack this season.

MOST SACKS (2018):

Team	Sacks
1t. Kansas City Chiefs	52
1t. Pittsburgh Steelers	52
3t. Chicago Bears	50
3t. Minnesota Vikings	50
5t. Arizona Cardinals	49
5t. New Orleans Saints	49
7. Washington Redskins	46
8t. Denver Broncos	44
8t. Green Bay Packers	44
8t. Philadelphia Eagles	44

TRENDING

BUCKLING DOWN IN THE RED ZONE

The Redskins defense was one of the best units in the league when backed up in their own territory. They finished the regular season ranked fifth in the NFL and fourth in the NFC in passer rating allowed inside the 30 yard line.

BEST PASSER RATING ALLOWED INSIDE THE 30 YARD LINE (2018):

Team	Rate Allowed I30
1. New York Giants	80.6
2. Seattle Seahawks	85.1
3. Los Angeles Chargers	86.5
4. Chicago Bears	90.4
5. Washington Redskins	91.2
6. Kansas City Chiefs	91.3
7. Jacksonville Jaguars	91.8
8. Tennessee Titans	92.1
9. New England Patriots	94.5
10. Los Angeles Rams	95.2

BEND DON'T BREAK

Not only did the Redskins excel against the pass in the red zone, but they were also one of the best units in the league in limiting points when their opponents entered their 30 yard line. In 2018, Washington ranked fifth in the NFL and third in the NFC in average points allowed inside the 30 yard line and they ranked ninth in the NFL and fourth in the NFC in fewest points allowed inside the 30 yard line.

FEWEST AVERAGE POINTS ALLOWED INSIDE THE 30 YARD LINE (2018):

Team	i30 Points	i30 Avg. Points
1. Chicago Bears	204	3.71
2. Los Angeles Chargers	254	3.79
3. Philadelphia Eagles	271	3.87
4. Tennessee Titans	226	3.96
5. Washington Redskins	260	4.00
6. Seattle Seahawks	257	4.02
7. Jacksonville Jaguars	250	4.10
8t. Cleveland Browns	346	4.17
8t. Detroit Lions	267	4.17
10t. Green Bay Packers	327	4.19
10t. Miami Dolphins	348	4.19

TWO-MINUTE DEFENSE

The Redskins defense was on the field for 23 possessions in 2018 where the opponents had the ball with two minutes or less remaining in the half. Of those 23 possessions they only surrendered three points, finishing tied with the Seattle Seahawks for the best mark in the NFL.

TWO-MINUTE DEFENSE (2018):

Team	Possessions	Points Allowed
1t. Washington Redskins	23	3
1t. Seattle Seahawks	17	3
3t. Miami Dolphins	23	9
3t. Tennessee Titans	20	9
5. Pittsburgh Steelers	22	10

BIG RETURNS OFF OF INTERCEPTIONS

Of Washington's 15 interceptions in 2018, six of them were returned for 20-plus yards. That is tied for the sixth best mark in the NFL and third best mark in the NFC. CB Josh Norman had the two longest interception returns of 2018, notching a 40 yard return against Philadelphia in Week 13 and a 32 yard return against Tampa Bay in Week 10.

MOST 20+ YARD INTERCEPTION RETURNS (2018):

Team	20+ Yd. INTs
1. Chicago Bears	8
2t. Cincinnati Bengals	7
2t. Los Angeles Rams	7
2t. Miami Dolphins	7
2t. New York Jets	7
6t. Washington Redskins	6
6t. Kansas City Chiefs	6
8t. Atlanta Falcons	5
8t. New Orleans Saints	5
10t. 8 Teams Tied	4

LIMITING KICKOFF RETURNS

Redskins K Dustin Hopkins led the NFL in touchback percentage registering 56 touchbacks on 69 total kickoffs for a percentage of 81.2. Hopkins ability to boot the ball into the end zone on kickoffs along with the team's kick coverage ability this season were key factors in the team leading the league in fewest kickoff return yards allowed and being tied for the league lead in fewest total kickoff returns allowed.

FEWEST KICKOFF RETURNS ALLOWED (2018):

Team	KO Returns Allowed
1t. Washington Redskins	13
1t. Miami Dolphins	13
3. Carolina Panthers	17
4. Jacksonville Jaguars	21
5. Chicago Bears	22

FEWEST KICKOFF RETURN YARDS ALLOWED (2018):

Team	KO Return Yds. Allowed
1. Washington Redskins	295
2. Miami Dolphins	339
3. Jacksonville Jaguars	374
4. Carolina Panthers	406
5. New York Jets	539

BEST KICKOFF TOUCHBACK PERCENTAGE (2018):

Team	TB Pct.
1. Washington Redskins	80.0
2. Miami Dolphins	78.6
3. Carolina Panthers	76.9
4. Chicago Bears	73.0
5. New York Jets	72.3

ADRIAN PETERSON



“Being able to coach a guy like Adrian Peterson – a Hall of Fame type guy – was actually one of the highpoints in my career personally.”

– Head Coach Jay Gruden

during his end of the season press conference

ALL-TIME

RUSHING YARDS

Player	Season	Yards
1. Emmitt Smith*	1990-2004(15)	18,355
2. Walter Payton*	1975-1987(13)	16,726
3. Barry Sanders*	1989-1998(10)	15,269
4. Frank Gore	2005-2018 (14)	14,748
5. Curtis Martin*	1995-2005 (11)	14,101
6. LaDainian Tomlinson*	2001-2011(11)	13,684
7. Jerome Bettis*	1993-2005 (13)	13,662
8. Adrian Peterson	2007-2018 (12)	13,318
9. Eric Dickerson*	1983-1993 (11)	13,259
10. Tony Dorsett*	1977-1988 (12)	12,739

RUSHING TOUCHDOWNS

Player	Seasons	TD
1. Emmitt Smith*	1990-2004(15)	164
2. LaDainian Tomlinson*	2001-2011(11)	145
3. Marcus Allen*	1982-1997(16)	123
4. Walter Payton*	1975-1987(13)	110
5t. Jim Brown*	1957-1965(9)	106
5t. Adrian Peterson	2007-2018(12)	106
7. John Riggins*	1971-1985(14)	104
8t. Shaun Alexander	2000-2008(9)	100
8t. Marshall Faulk*	1994-2005(12)	100
10. Barry Sanders*	1989-1998(10)	99

RUSHING YARDS PER GAME (MINIMUM 100 GAMES PLAYED)

Player	Seasons	Yds/G
1. Jim Brown*	1957-1965(9)	104.3
2. Barry Sanders*	2000-2017(18)	99.8
3. Eric Dickerson*	1983-1993(11)	90.8
4. Adrian Peterson	2005-2017(12)	89.4
5. Walter Payton*	1975-1987(13)	88.0

*Member of the Pro Football Hall of Fame

The Washington Redskins bolstered their depth at the running back position by signing seven-time Pro Bowler Adrian Peterson on Aug. 20 after losing second round pick Derrius Guice to a torn ACL in the first preseason game.

Peterson impressed during his workout and in his performance in the preseason and carried that over to the regular season. Against the Cardinals in Week 1, Peterson rushed for 96 yards on 26 carries and caught two passes for 70 yards. He was the only player in Week 1 to lead a team in both rushing and receiving.

In Week 3, Peterson rushed for 120 yards on 19 carries (6.3 avg.) and scored two rushing touchdowns to help the Redskins secure their first home win of the season, defeating the Green Bay Packers, 31-17. He was awarded the FedEx Ground Player of the Week Award for his efforts against Green Bay. He added 97 yards on 17 carries in the Redskins, 23-17, win over the Carolina Panthers in Week 6 and 99 yards on 24 carries in the team's Week 7 victory over the Dallas Cowboys.

In Week 8 at the New York Giants, Peterson put on a vintage performance. He finished the game with 149 yards on 26 carries, including a 64 yard touchdown run in the fourth quarter to seal the game. He also hauled in a seven yard touchdown reception in the first quarter. Peterson scored two rushing touchdowns in Week 11 against Houston and passed Hall of Famer John Riggins for No. 6 on the NFL's all-time list.

Peterson broke a 90 yard touchdown run in Week 13 against Philadelphia, which ranks as the longest run from scrimmage in his career and in Redskins history. Peterson passed Hall of Famer Barry Sanders for the most 50-plus yard rushing touchdowns in NFL history.

He has been selected to seven Pro Bowls and was the 2012 NFL MVP after finishing second all-time in rushing yards for a single season (2,097). The 12th-year pro currently ranks fourth all-time in yards per game (89.8), tied for fifth all-time in rushing touchdowns (106) and is ninth in rushing yards (13,199).

ALL-TIME RANKINGS REPORT

A look at Peterson's rankings in various offensive categories all-time:

Rushing Category	No.	All-Time Rank
Attempts	2,825	17
Rushing Yards	13,318	8
Rushing Yards/Game*	89.4	4
Rushing Yards/Attempt*	4.72	10
Rushing Touchdowns	106	5t
Scrimmage Yards	15,541	16
Scrimmage Touchdowns	112	15t

*Minimum of 100 games played

50-PLUS YARD RUSHING TDS ALL-TIME

After scoring a 90 yard touchdown against the Eagles in Week 13, Adrian Peterson passed Barry Sanders for the most 50-plus yard rushing touchdowns in NFL history.

Player	50+ Yard TDs
1. Adrian Peterson	16
2. Barry Sanders	15
3. Jim Brown	12
4. Chris Johnson	11
5t. Ollie Matson	8
5t. Lenny Moore	8
5t. Joe Perry	8
5t. O.J. Simpson	8
5t. Robert Smith	8
5t. Fred Taylor	8

ADRIAN PETERSON

SETTING THE STANDARD

Adrian Peterson is one of the most accomplished running backs in the NFL. The 12th year pro is top 3 in every major rushing category among current NFL running backs.

MOST RUSHING YARDS

Player	Rushing Yards
1. Frank Gore	14,748
2. Adrian Peterson	13,199
3. LeSean McCoy	10,571

HIGHEST YARDS PER CARRY (MINIMUM 1,000 ATTEMPTS)

Player	Yds/Carry
1. Adrian Peterson	4.72
2. Mark Ingram	4.55
3. LeSean McCoy	4.54

MOST RUSHING TOUCHDOWNS

Player	Rushing TDs
1. Adrian Peterson	106
2. Marshawn Lynch	84
3. Frank Gore	77

MOST RUSHING YARDS PER GAME (MINIMUM 100 GAMES)

Player	Yards/G
1. Adrian Peterson	90.1
2. LeSean McCoy	72.9
3. Frank Gore	70.5

MOST 10+ YARD RUSHES

Player	10+
1. Adrian Peterson	359
2. Frank Gore	355
3. LeSean McCoy	304

MOST RUSHING FIRST DOWN

Player	1st
1. Frank Gore	666
2. Adrian Peterson	620
3. LeSean McCoy	525

SINCE 2007

Since entering the league in 2007, Adrian Peterson has been one of the most explosive players in the National Football League. Peterson is ranked top 2 in attempts, rushing yards, rushing yards per game, rushing touchdowns, scrimmage yards and overall touchdowns from 2007-2018.

Rushing Category	No.	Rank Since 2007
Rushes	2,795	2
Rushing Yards	13,199	1
Rushing Yards/Game	89.8	1
Rushing Yards Touchdowns	106	1
Scrimmage Yards	15,414	2
Overall Touchdowns	112	1



GAME CHANGER

During the course of his 12-year career, Adrian Peterson has gained the reputation as a game changing offensive threat. In 143 career games, Peterson has rushed for 100-plus yards in 53 contests and has scored multiple touchdowns in 26 of those games. He has also rushed for 200-plus yards in six games, tied for an all-time NFL record.

100+ YARD RUSHING GAMES

Player	Games
1. Emmitt Smith*	78
2. Walter Payton*	77
3. Barry Sanders*	76
4. Eric Dickerson*	64
5. Jerome Bettis*	61
6. Jim Brown*	58
7t. Edgerrin James	57
7t. Curtis Martin*	57
9. Adrian Peterson	53
10. Fred Taylor	49

2+ RUSHING TOUCHDOWN GAMES

Player	Games
1. LaDainian Tomlinson*	38
2. Emmitt Smith*	36
3. Jim Brown*	27
4. Adrian Peterson	26
5t. Shaun Alexander	25
5t. Marcus Allen*	25
5t. Priest Holmes	25
8t. Walter Payton*	24
8t. John Riggins*	24
10. Franco Harris*	23

200+ YARD RUSHING GAMES

Player	Games
1t. Adrian Peterson	6
1t. OJ Simpson*	6
3. Tiki Barber	5
4t. Jim Brown*	4
4t. Earl Campbell*	4
4t. Barry Sanders*	4
4t. LaDainian Tomlinson*	4
8t. 8 player tied	3

GAME RELEASE

ADRIAN PETERSON'S RECORD BREAKING SEASON

WEEK 1 REDSKINS AT CARDINALS SEPT. 9, 2018 STATE FARM STADIUM

PETERSON PASSES MARSHALL FAULK AND JIM BROWN IN ALL-TIME RUSHING AND BARRY SANDERS IN ALL-TIME RUSHING TOUCHDOWNS

In the Redskins Week 1 victory over the Arizona Cardinals, RB Adrian Peterson rushed the ball 26 times for 96 yards and scored his 100th career rushing touchdown. With his 96 yards rushing, Peterson passed Hall of Famers Marshall Faulk (No. 11) and Jim Brown (No. 10) on the NFL's all-time rushing list. Peterson's 100th rushing touchdown gave him sole possession of the ninth spot all-time passing Hall of Famer Barry Sanders.



WEEK 8 REDSKINS AT GIANTS OCT. 28, 2018 METLIFE STADIUM

PETERSON PASSES TONY DORSETT ON ALL-TIME RUSHING LIST

In Washington's Week 8 contest at MetLife Stadium against the New York Giants, Peterson posted his second 100 yard game of the 2018 season and tied an NFL record for 50-plus yard touchdown runs when he broke a 64 yard touchdown run in the 4th quarter. Peterson also passed Hall of Famer Tony Dorsett for No. 9 on the NFL's all-time rushing list.



WEEK 13 REDSKINS AT EAGLES DEC. 3, 2018 LINCOLN FINANCIAL FIELD

PETERSON TIES JIM BROWN FOR FIFTH ON THE NFL'S ALL-TIME LIST FOR RUSHING TOUCHDOWNS

Adrian Peterson saved his best run of the season for primetime. He busted out a career long 90 yard touchdown run against the Philadelphia Eagles on Monday Night Football to tie Hall of Famer Jim Brown for No. 5 on the NFL's all-time list for rushing touchdowns. The touchdown was the 106th of Peterson's career. The 90 yard touchdown run was the fourth longest rushing touchdown in the 2018 season.



WEEK 3 REDSKINS VS PACKERS SEPT. 23, 2018 FEDEXFIELD

PETERSON PASSES MARSHALL FAULK AND SHAUN ALEXANDER ON ALL-TIME RUSHING TOUCHDOWNS LIST

In Week 3 against the Green Bay Packers, Peterson wreaked havoc on his old rivals with 19 carries for 120 yards rushing and two rushing touchdowns. The two rushing touchdowns gave Peterson 102 for his career and he passed Hall of Famer Marshall Faulk and Shaun Alexander on the NFL's all-time rushing touchdowns list putting Peterson at No. 7. It was Peterson's 51st 100-plus yard game and his 25th game with multiple touchdowns.



WEEK 11 REDSKINS VS TEXANS NOV. 18, 2018 FEDEXFIELD

PETERSON PASSES JOHN RIGGINS ON ALL-TIME RUSHING TOUCHDOWN LIST

Fittingly coming during a Washington home game, Adrian Peterson's second game of the season with two rushing touchdowns boosted him up the NFL's all-time list for rushing touchdowns again, this time passing Redskins great and Hall of Fame running back John Riggins. Peterson finished the game with 16 carries for 51 yards and his two rushing touchdowns put him at No. 6 all-time in rushing touchdowns in NFL history.



WEEK 16 REDSKINS AT TITANS DEC. 23, 2018 NISSAN STADIUM

PETERSON PASSES ERIC DICKERSON ON ALL-TIME RUSHING LIST

In Washington's final road game of the regular season, Adrian Peterson put on quite the show. He finished the game with 119 rushing yards on 26 carries. It was the 53rd career game in which Peterson has rushed for 100-plus yards, which is currently ranked No. 9 in NFL history. His 119 rushing yards put him at 13,318 for his career, passing Hall of Famer Eric Dickerson for No. 8 on the NFL's all-time rushing list.

ADRIAN PETERSON



CARRYING THE LOAD

Entering the 2018 offseason there were plenty of questions about the durability of 32 year old free agent running back Adrian Peterson. Unsigned through the first two weeks of the preseason, the Redskins signed the veteran running back to help fill the void in the backfield after the season ending injury to rookie RB Derrius Guice. Peterson answered all of the doubts concerning his durability and ability to handle a starting workload at his age. He finished the regular season with 16 starts and was top 10 in both rushing attempts and rushing yards, finishing the season with 251 carries for 1,042 rushing yards.

MOST RUSHING ATTEMPTS: (2018)

Player	Attempts
1. Ezekiel Elliott	304
2. Saquon Barkley	261
3. David Johnson	258
4. Todd Gurley II	256
5. Adrian Peterson	251
6. Jordan Howard	250
7. Chris Carson	247
8. Joe Mixon	237
9. Peyton Barber	234
10. Christian McCaffrey	219

MOST RUSHING YARDS: (2018)

Player	Rush Yds
1. Ezekiel Elliott	1,434
2. Saquon Barkley	1,307
3. Todd Gurley II	1,251
4. Joe Mixon	1,168
5. Chris Carson	1,151
6. Christian McCaffrey	1,098
7. Derrick Henry	1,059
8. Adrian Peterson	1,042
9. Phillip Lindsay	1,037
10. Nick Chubb	996

OFF TO THE RACES

In Week 13 at the Philadelphia Eagles, Adrian Peterson registered the longest run of his career on a 90 yard rushing touchdown in the 2nd quarter. It was Peterson's 16th 50-plus yard rushing touchdown which set an NFL record passing Hall of Famer Barry Sanders for the most 50-plus yard rushing touchdowns in NFL history. The rushing touchdown was also the fourth longest in 2018.

LONGEST TOUCHDOWN RUNS OF 2018

Player	Opponent	Lg
1. Derrick Henry	Jacksonville	99t
2. Lamar Miller	Tennessee	97t
3. Nick Chubb	Atlanta	92t
4. Adrian Peterson	Philadelphia	90t
5. Saquon Barkley	Washington	78t
6. Isaiah Crowell	Denver	77t
7. Kalen Ballage	Minnesota	75t
8. Saquon Barkley	Jacksonville	68t
9. Matt Brieda	Detroit	66t
10. Phillip Lindsay	Cincinnati	65t

THE CLOSER

Adrian Peterson was one of the best running backs in the 4th quarter of games in 2018. The seven-time Pro Bowler was top 3 in the NFL in rushing yards in the fourth quarter, top 10 in carries in the fourth quarter and was top 5 in average yards per carry in the 4th quarter among players with a minimum of 40 carries. Peterson was one of the major factors in the Redskins closing out games in the 4th in 2018.

MOST FOURTH QUARTER RUSHING YARDS: (2018)

Player	Rush Yds
1. Todd Gurley II	372
2. Ezekiel Elliott	351
3. Adrian Peterson	332
4. Joe Mixon	322
5. Alvin Kamara	312

HIGHEST YARDS PER CARRY IN THE FOURTH QUARTER: (2018)

Player	Avg.
1. Joe Mixon	5.65
2. Todd Gurley II	5.64
3. Adrian Peterson	5.35
4. Gus Edwards	5.27
5. Alvin Kamara	5.11

MOST FOURTH QUARTER CARRIES: (2018)

Player	Carries
1. Jordan Howard	79
2. Ezekiel Elliott	72
3. David Johnson	69
4t. Todd Gurley II	66
4t. Derrick Henry	66
6. Kareem Hunt	65
7. Adrian Peterson	62

COLT MCCOY



“The big thing for Colt is to make sure he is back physically. Colt has a great grasp on the offense and really made some really nice throws – done some good things. Colt is right there.”

- Head Coach Jay Gruden on Colt McCoy
and the quarterback competition during training camp

AIRING IT OUT

Colt McCoy has earned a reputation of throwing the deep ball during his career in college and in the pro's. McCoy has connected on six 40-plus yard touchdown passes in his NFL career.

MCCOY'S 40+ YARD TOUCHDOWN PASSES

Date	Team	Opponent	TD
01/03/16	Washington	Dallas	71t
10/19/14	Washington	Tennessee	70t
11/22/18	Washington	Dallas	53t
12/19/10	Cleveland	Cincinnati	48t
10/30/11	Cleveland	San Francisco	45t
11/30/14	Washington	Indianapolis	42t

After an injury to quarterback Alex Smith in Week 12 of the 2018 season, veteran quarterback Colt McCoy took the reins in the midst of his ninth NFL season.

McCoy appeared in three games last season, starting two before suffering a season-ending leg injury against the Philadelphia Eagles on Monday Night Football in Week 13. McCoy has played in 11 games for the Redskins, including five starts for the team in 2014 and 2018.

“Colt’s always ready,” said center Chase Roullier. “Colt is the strongest competitor I think I’ve ever seen. He’s ready to go at any snap, he prepares like he’s a starter every single day. I have all the confidence in Colt going out there, as soon as he comes in, it’s just the next man up and we’re ready to go.”

A third round pick in the 2010 NFL Draft out of the University of Texas, McCoy has filled a number of roles throughout his NFL career. During stops with the Cleveland Browns, San Francisco 49ers and Washington Redskins, McCoy has started and backed up effectively.

McCoy’s first start of the 2018 season was against Dallas on Thanksgiving Day and he finished 24-for-38 with 268 yards, two touchdowns and three interceptions.

In the Redskins Week 13 matchup against the Philadelphia Eagles in 2018, McCoy was 4-for-4 with 50 yards before exiting the game in the second quarter with a leg injury.

MCCOY'S CAREER HIGHS

Colt McCoy has appeared in 39 games with 27 starts during the course of his eight year career. The tables below show McCoy's single game career highs in all of the major passing categories

MOST COMPLETIONS (SINGLE GAME)

Date	Team	Opponent	Comp
10/02/11	Cleveland	Tennessee	40
11/30/14	Washington	Indianapolis	31
10/27/14	Washington	Dallas	25

MOST PASSING YARDS (SINGLE GAME)

Date	Team	Opponent	Pass Yds.
11/30/14	Washington	Indianapolis	392
10/02/11	Cleveland	Tennessee	350
10/27/14	Washington	Dallas	299

MOST PASSING TOUCHDOWNS (SINGLE GAME)

Date	Team	Opponent	Pass TDs
11/30/14	Washington	Indianapolis	4
12/19/10	Cleveland	Cincinnati	2
09/11/11	Cleveland	Cincinnati	2
09/25/11	Cleveland	Miami	2
10/16/11	Cleveland	Oakland	2
11/27/11	Cleveland	Cincinnati	2
11/22/18	Washington	Dallas	2

HIGHEST PASSER RATING (SINGLE GAME)

Date	Team	Opponent	Rate
10/19/14	Washington	Tennessee	138.9
01/03/16	Washington	Dallas	133.9
12/19/10	Cleveland	Cincinnati	132.6

CASE KEENUM

The Washington Redskins first move of the 2019 offseason was facilitating a trade with the Denver Broncos to acquire veteran signal caller Case Keenum on March 13th.

Keenum comes to Washington after starting games throughout his seven year NFL career with the Houston Texans, St. Louis/Los Angeles Rams, Minnesota Vikings and Denver Broncos. Keenum has appeared in 57 games with 54 starts during that span and has completed 1,144-of-1,844 passes for 12,661 yards with 64 touchdowns, 42 interceptions and a career passer rating of 84.5.

Keenum enters training camp with the Redskins looking to earn the starting quarterback job. He is currently in an open competition with 10 year veteran Colt McCoy and 2019 first round pick Dwayne Haskins.

He is coming off of one of his best career years statistically. In 2018 with Denver, Keenum finished with career highs in attempts (586), completions (365) and passing yards (3,890). It was also the

“He’s got his own style, that’s for sure. There’s not a lot you can do to change a quarterback’s style this late in his career, but for the most part, when it’s all said and done and the ball’s snapped, there are parts of his game that he’s comfortable with doing and he probably won’t change, and some of them are very good.”

- Head Coach Jay Gruden

on Keenum’s playing style during training camp

first time in Keenum’s career that he started in all 16 games in the regular season.

In 2017, Keenum helped lead the Minnesota Vikings to the NFC Championship game and held a 12-4 overall record that seasons including playoff games. During the regular season, Keenum led the Vikings to an 11-3 record in games that he started. He finished the regular season with 325 completions for 3,547 yards, 22 touchdowns and a 98.3 passer rating. His passer rating and touchdown passes that year were both his career highs for a single season.

Keenum also brings postseason experience to the Redskins quarterback room. The Houston product has appeared in two playoff games during his career, both with the Minnesota Vikings. Keenum led the Vikings to a 29-24 victory over the New Orleans Saints in the NFC Divisional Round in 2017. He finished that game 25-for-40 with 318 yards and a game-winning 61 yard touchdown pass to WR Stefon Diggs as time expired. The play would later be dubbed the ‘Minneapolis Miracle’. Keenum and the Vikings would fall to the Philadelphia Eagles in the NFC Championship game 38-7, with Keenum finishing 28-for-48 for 271 yards, one touchdown and two interceptions.

SINGLE SEASON CAREER HIGHS

Case Keenum is coming off of one of the best statistical seasons of his career. He set single season highs in completions (365) and passing yards (3890).

MOST COMPLETIONS (SINGLE SEASON)

Season	Comp.
1. 2018	365
2. 2017	325
3. 2016	196

MOST PASSING YARDS (SINGLE SEASON)

Player	Pass Yds.
1. 2018	3,890
2. 2017	3,547
3. 2016	2,201



QB LEADERBOARD 2017-18

PASSING YARDS

Player	Team[s]	Yards
1. Ben Roethlisberger	Pittsburgh	9,380
2. Matt Ryan	Atlanta	9,019
3. Tom Brady	New England	8,932
4. Philip Rivers	LA Chargers	8,823
5. Jared Goff	LA Rams	8,492
6. Kirk Cousins	Washington/Minnesota	8,391
7. Drew Brees	New Orleans	8,326
8. Matthew Stafford	Detroit	8,223
9. Eli Manning	NY Giants	7,767
10. Derek Carr	Oakland	7,545
11. Case Keenum	Minnesota/Denver	7,437

PASS COMPLETIONS

Player	Team[s]	Comp.
1. Ben Roethlisberger	Pittsburgh	812
2. Kirk Cousins	Washington/Minnesota	772
3. Matt Ryan	Atlanta	764
4. Tom Brady	New England	760
5. Drew Brees	New Orleans	750
6. Matthew Stafford	Detroit	738
7. Eli Manning	NY Giants	732
8. Philip Rivers	LA Chargers	707
9. Derek Carr	Oakland	704
10. Case Keenum	Minnesota/Denver	690

25+ YARD COMPLETIONS

Player	Team[s]	25+
1t. Tom Brady	New England	72
1t. Jared Goff	LA Rams	72
3. Drew Brees	New Orleans	71
4. Russell Wilson	Seattle	70
5t. Philip Rivers	LA Chargers	69
5t. Ben Roethlisberger	Pittsburgh	69
7. Matthew Stafford	Detroit	65
8. Kirk Cousins	Washington/Minnesota	64
9. Matt Ryan	Atlanta	63
10. Eli Manning	NY Giants	56
11t. Case Keenum	Minnesota/Denver	55
11t. Derek Carr	Oakland	55

JORDAN REED

In recent seasons, Redskins players have often extolled the ability of tight end Jordan Reed to anyone who will listen.

“As I’ve said before and said every week, I don’t know anybody who can guard that young man. When he’s on, he’s on, and it’s tough to stop. He’s the best receiving tight end in the NFL, hands down.”

- Five-time Pro Bowl tackle Trent Williams on Jordan Reed, as told to The Washington Post

The NFL officially took notice in 2016 when Reed earned his first career Pro Bowl selection, the first by a Redskins tight end since Chris Cooley in 2008. Reed joined Cooley (2007-08), Stephen Alexander (2000), Jean Fugett (1977) and Jerry Smith (1967 and 1969) as the only Redskins tight ends to earn Pro Bowl honors since the game’s inception in 1950.

Despite being limited by injury to only 12 games with eight starts in 2016, the ex-college-quarterback recorded 66 receptions for 686 yards with six receiving touchdowns. A year earlier, he compiled arguably the greatest season by a tight end in franchise history. During the 2015 regular season, Reed recorded 87 receptions for 952 yards (both team records for a tight end) with 11 receiving touchdowns, becoming the first tight end to lead the Redskins in all three categories since Fugett in 1977.

“Yeah, I like Jordan a lot. I think he is an excellent player, he is a difference maker on offense. Tight ends that can win in zone and man coverage are hard to find,” Head Coach Jay Gruden said at his end of the year press conference in 2018. “When you get that matchup, it is very easy for a quarterback to find. The passes that don’t have to be 35 yards down the field, they can be eight-to-10 yard intermediate-type passes that he can run after the catch, his blocking has improved and is going to continue to get better the stronger that he gets. We just have to get him healthy, but he is a dynamic player, a great athlete, works extremely hard, a great kid, never late and he’s a big part of the success of this football team moving forward in my opinion.”

In 65 career games with 35 starts for Washington, Reed has compiled 329 career receptions for 3,371 yards with 24 receiving touchdowns. In Week 4 of the 2016 season against Cleveland, Reed recorded his 200th career reception in his 38th career game, becoming the fastest tight end to reach 200 career receptions in NFL history, surpassing Pro Football Hall of Famer Kellen Winslow.

In Week 8 of the 2018 season, Reed hauled in his 300th reception becoming the 10th Redskin all-time to accomplish the feat and the third tight end. He also became the second fastest tight end to record 300 reception in NFL history behind Hall of Famer Kellen Winslow, Sr. (57 games).

CAREER GAMES NEEDED TO REACH 200 RECEPTIONS (TIGHT ENDS, NFL HISTORY)

Player	Team	Games
1. Jordan Reed	Was	38
2. Kellen Winslow Sr.*	SD	39

*Pro Football Hall of Famer

CAREER GAMES NEEDED TO REACH 300 RECEPTIONS (TIGHT ENDS, NFL HISTORY)

Player	Team	Games
1. Kellen Winslow Sr.*	SD	57
2. Jordan Reed	Was	59
3. Kellen Winslow Jr.	Cle/TB/NE/NYJ	61

*Pro Football Hall of Famer



Since his breakout campaign in 2015, Reed has ranked among the leaders at his position in receptions, touchdowns and first downs despite playing fewer games than anyone in the Top 10.

RECEPTIONS (NFL TIGHT ENDS SINCE 2015)

Player	Team	Games	Rec	Yards	TD
1t. Zach Ertz	Phi	59	343	3656	22
1t. Travis Kelce	KC	63	343	4374	27
3. Kyle Rudolph	Min	64	253	2501	24
4. Delanie Walker	Ten	47	237	2747	16
5. Jordan Reed	Was	45	234	2407	21
6. Eric Ebron	Det/Ind	59	227	2572	23
7. Jimmy Graham	Sea/GB	59	225	2684	20
8. Rob Gronkowski	NE	50	213	3482	25
9. Jason Witten	Dal	48	209	1946	11
10. Greg Olsen	Car	48	201	2659	15

RECEIVING TOUCHDOWNS (NFL TIGHT ENDS SINCE 2015)

Player	Team	TD
1. Travis Kelce	KC	27
2. Rob Gronkowski	NE	25
3. Kyle Rudolph	Min	24
4t. Cameron Brate	TB	23
4t. Eric Ebron	Det/Ind	23
6. Zach Ertz	Phi	22
7. Jordan Reed	Was	21
8. Jimmy Graham	Sea/GB	20

RECEIVING FIRST DOWNS (NFL TIGHT ENDS SINCE 2015)

Player	Team	Rec. 1st
1. Travis Kelce	KC	218
2. Zach Ertz	Phi	193
3. Rob Gronkowski	NE	162
4. Kyle Rudolph	Min	139
5. Jimmy Graham	Sea/GB	138
6. Greg Olsen	Car	137
7. Delanie Walker	Ten	134
8. Eric Ebron	Det/Ind	133
9. Jordan Reed	Was	131
10. Jared Cook	Stl/GB/Oak	119

JORDAN REED

CAREER RECORDS BY REDSKINS TIGHT ENDS

CAREER RECEPTIONS [TIGHT ENDS, REDSKINS HISTORY]:

Player	Seasons	Rec.
1. Chris Cooley	2004-12 [9]	429
2. Jerry Smith	1965-77 [13]	421
3. Jordan Reed	2013-18 [6]	329
4. Don Warren	1979-92 [14]	244
5. Bill Anderson	1958-63 [6]	168

CAREER RECEIVING YARDS [TIGHT ENDS, REDSKINS HISTORY]:

Player	Seasons	Yards
1. Jerry Smith	1965-77 [13]	5,496
2. Chris Cooley	2004-12 [9]	4,711
3. Jordan Reed	2013-18 [6]	3,371
4. Bill Anderson	1958-63 [6]	2,929
5. Don Warren	1979-92 [14]	2,536

CAREER RECEIVING TOUCHDOWNS [TIGHT ENDS, REDSKINS HISTORY]:

Player	Seasons	TD
1. Jerry Smith	1965-77 [13]	60
2. Chris Cooley	2004-12 [9]	33
3. Jordan Reed	2013-18 [6]	24
4. Jean Fugett	1976-79 [4]	21
5. Clint Didier	1982-87 [6]	19

MULTI-TD GAMES (SINCE 1960)

Reed's seven career games with multiple touchdown receptions rank sixth in team history.

GAMES WITH MULTIPLE RECEIVING TOUCHDOWNS [CAREER, REDSKINS SINCE 1960]:

Player	Games
1. Charley Taylor	17
2. Art Monk	12
3. Bobby Mitchell	11
4. Jerry Smith	10
5. Gary Clark	8
6. Jordan Reed	7
7. Santana Moss	6

MULTI-TD GAMES (SINCE 1960)

Reed's four games with multiple touchdowns in 2015 tied for the most by a member of the Redskins since 1960. The Redskins were 4-0 in 2015 when Reed caught multiple touchdowns.

GAMES WITH MULTIPLE RECEIVING TOUCHDOWNS [SINGLE-SEASON, REDSKINS SINCE 1960]:

Player	Season	TD
1t. Jordan Reed	2015	4
1t. Bobby Mitchell	1962	4
1t. Jerry Smith	1967	4
4t. Many players tied		3

SINGLE-SEASON TIGHT END RECORDS

Despite missing two games, Reed posted arguably the finest season by a tight end in team history in 2015, breaking or challenging records for a tight end in nearly every single category:

RECEPTIONS IN A SINGLE SEASON [TIGHT ENDS, REDSKINS HISTORY]:

Player	Season	Games	Rec.
1. Jordan Reed	2015	14	87
2. Chris Cooley	2008	16	83
3. Chris Cooley	2010	16	77
4. Chris Cooley	2005	16	71
5. Jerry Smith	1967	14	67
6t. Jordan Reed	2016	11	66
6t. Chris Cooley	2007	16	66
8. Fred Davis	2011	12	59

RECEIVING YARDS IN A SINGLE SEASON [TIGHT ENDS, REDSKINS HISTORY]:

Player	Season	Games	Yards
1. Jordan Reed	2015	14	952
2t. Chris Cooley	2010	16	849
2t. Chris Cooley	2008	16	849
2t. Jerry Smith	1967	14	849
5. Fred Davis	2011	12	796
6. Chris Cooley	2007	16	786
7. Chris Cooley	2005	16	774
8t. Bill Anderson	1959	11	734
8t. Chris Cooley	2006	16	734
10. Clint Didier	1986	14	691

RECEIVING TOUCHDOWNS IN A SINGLE SEASON [TIGHT ENDS, REDSKINS HISTORY]:

Player	Season	Games	TD
1. Jerry Smith	1967	14	12
2. Jordan Reed	2015	14	11
3t. Pat Richter	1968	14	9
3t. Jerry Smith	1969	14	9
3t. Jerry Smith	1970	14	9
6. Chris Cooley	2007	16	8
7t. Chris Cooley	2005	16	7
7t. Jean Fugett	1978	14	7
7t. Jerry Smith	1972	14	7

RECEIVING TOUCHDOWNS (SINGLE REG. SEASON)

Reed's 11 receiving touchdowns in 2015 were one shy of the team regular season record of 12, set previously by four different players:

Player	Season	TD
1t. Ricky Sanders	1988	12
1t. Jerry Smith	1967	12
1t. Charley Taylor	1966	12
1t. Hugh Taylor	1952	12
5t. Jordan Reed	2015	11
5t. Bobby Mitchell	1962	11
7t. Gary Clark	1991	10
7t. Bobby Mitchell	1964	10
9t. Many tied		9

VERNON DAVIS

What does it take to have coaches, teammates and broadcasters refer to you as "The Ageless One"?

How about a 6-foot-3, 244-pound veteran registering only 3.8 percent body fat entering his 13th NFL season? What about that same man reportedly still running the 40-yard dash in the 4.4 range into his mid-30s?

For Vernon Davis, those astoundingly true facts tell only part of the story. A native of Washington, D.C., Davis came home in free agency in 2016 and has delivered 96 catches and 1,380 yards in his first three seasons in burgundy and gold. At age 32-34 in those seasons, he ranks second only to Redskins legend Jerry Smith in receptions among tight ends age 30 or older in team history and first in receiving yards, according to records provided by Pro Football Reference.

Davis took sole possession of seventh on the NFL's all-time career touchdown reception list among tight ends, passing Redskins great Jerry Smith after hauling in a 22-yard touchdown reception in the Redskins, 23-17, win vs. the Carolina Panthers in Week 6.

He now ranks in the Top 10 in NFL history in career receptions, receiving yards and receiving touchdowns by a tight end. After scoring a 53-yard touchdown against Dallas in Week 12 he tied Hall of Famer Shannon Sharpe for the sixth most touchdown receptions for a tight end in NFL history.

CAREER RECEPTIONS (TIGHT ENDS, NFL HISTORY):

Player	Seasons	Rec.
1. Tony Gonzalez	1997-2013 (17)	1,325
2. Jason Witten	2003-17 (15)	1,152
3. Antonio Gates	2003-18 (16)	955
4. Shannon Sharpe	1990-2003 (14)	815
5. Greg Olsen	2007-18 (12)	666
6. Ozzie Newsome	1978-90 (13)	662
7. Jimmy Graham	2010-18 (9)	611
8. Heath Miller	2005-15 (11)	592
9. Vernon Davis	2006-18 (13)	573
10. Jeremy Shockey	2002-11 (10)	547
11. Kellen Winslow	1979-87 (9)	541
12. Benjamin Watson	2004-2018 (14)	530
13. Rob Gronkowski	2010-18 (10)	521

CAREER RECEIVING YARDS (TIGHT ENDS, NFL HISTORY):

Player	Seasons	Yards
1. Tony Gonzalez	1997-2013 (17)	15,127
2. Jason Witten	2003-17 (15)	12,448
3. Antonio Gates	2003-18 (16)	11,841
4. Shannon Sharpe	1990-2003 (15)	10,060
5. Ozzie Newsome	1978-90 (13)	7,980
6. Jackie Smith	1963-78 (16)	7,918
7. Rob Gronkowski	2010-18 (9)	7,861
8. Greg Olsen	2007-18 (12)	7,847
9. Vernon Davis	2006-18 (13)	7,439
10. Jimmy Graham	2010-18 (9)	7,436

CAREER RECEIVING TOUCHDOWNS (TIGHT ENDS, NFL HISTORY):

Player	Seasons	TD
1. Antonio Gates	2003-18 (16)	116
2. Tony Gonzalez	1997-2013 (17)	111
3. Rob Gronkowski	2010-18 (9)	79
4. Jimmy Graham	2010-18 (9)	71
5. Jason Witten	2003-17 (15)	68
6t. Vernon Davis	2006-18 (13)	62
6t. Shannon Sharpe	1990-2003 (14)	62
8. Jerry Smith	1965-77 (13)	60
9. Greg Olsen	2007-18 (12)	57
10. Wesley Walls	1989-2003 (14)	54



"We all should get on Vernon Davis' diet. I mean, really. The guy's a freak. He's the most impressive guy I've been around really as far as taking care of his body, and whatever he's doing, he needs to tell all our young guys to do it because he's amazing.

He's running around like a 20-year-old kid. We're going to have to try to dive into that but I know he has a great routine in the offseason, during the season. His diet is top-notch. His workouts are on point. Not to mention he prepares and he's just always got a smile on his face.

He's just one of those guys you look forward to seeing every day and then you watch him practice and it's always hard and effective. Great guy, great player."

- Head Coach Jay Gruden on Vernon Davis

RYAN KERRIGAN

If patience is a virtue, the Redskins were virtuous in the first round of the 2011 NFL Draft, as the team opted to trade back from its No. 10 overall selection to the 16th overall pick. With the selection, the Redskins selected Kerrigan, the then-defensive end out of Purdue.

Kerrigan has started all 128 regular season games played by the Redskins since he entered the league in 2011, the longest active streak of consecutive starts by any NFL linebacker. In 2016, Kerrigan became the first member of the Redskins to start all 16 games in each of the first six seasons of an NFL career since the adoption of the 16-game schedule in 1978. In Week 4 of the 2017 season, Kerrigan became the first member of the Redskins since at least 1970 to open a career with 100 consecutive regular season starts.

The Muncie, Ind. native is only the fifth player in NFL history to open a career with at least 7.5 sacks in each of his first seven seasons, joining Jared Allen, Derrick Thomas, DeMarcus Ware and Reggie White. He also became only the fifth member of the Redskins to post multiple 10-sack seasons since 1982 (Dexter Manley, 4; Charles Mann, 4; Andre Carter, 2; Brian Orakpo, 2). He's also displayed aptitude with the ball in hands, as he has returned all three of his career interceptions for touchdowns, joining Julius Peppers and Pro Football Hall of Famer Jason Taylor as the only players in league history with 60+ sacks and three or more interception return touchdowns.

Kerrigan's impact on the Redskins has transcended football, as he was honored with the team's Walter Payton Man of the Year award in 2015. In addition to participating in numerous events through the Washington Redskins Charitable Foundation, Kerrigan welcomed 185 guests to the Grand Hyatt Washington in 2015 for his third Celebrity Waiter Night, raising more than \$100,000 for his Blitz for the Better Foundation, which provides support to seriously ill, special needs and physically challenged children throughout the Greater Washington D.C. area.

Kerrigan finished the 2018 season with 13 sacks, tied for the seventh best mark in the league. He passed Charles Mann for second on the Redskins all-time sack list after the team's Week 15 win over the Jacksonville Jaguars and became the third Redskin in franchise history to register 10-plus sacks in four or more seasons, joining Dexter Manley and Charles Mann.

SACK LEADERS OF 2018

MOST SACKS (2018):

Player	Team	Sacks
1. Aaron Donald	LAR	20.5
2. J.J. Watt	HOU	16.0
3. Chris Jones	KC	15.5
4t. Danielle Hunter	MIN	14.5
4t. Von Miller	DEN	14.5
6. Myles Garrett	CLE	13.5
7t. Ryan Kerrigan	WAS	13.0
7t. Frank Clark	SEA	13.0
7t. Dee Ford	KC	13.0
7t. Chandler Jones	ARI	13.0
7t. T.J. Watt	PIT	13.0

MULTI-SACK

MOST GAMES WITH 2-PLUS SACKS IN FRANCHISE HISTORY SINCE 1982:

Player	Multi-Sack Games
1. Dexter Manley	23
2. Ryan Kerrigan	16
3. Charles Mann	13
4. Ken Harvey	10
5. Brian Orakpo	8

REDSKINS ALL-TIME SACK LEADERS

SINCE SACKS BECAME OFFICIAL IN 1982:

Player	Seasons	Sacks
1. Dexter Manley	1982-89 (8)	91.0
2. Ryan Kerrigan	2011-18 (8)	84.5
3. Charles Mann	1983-93 (11)	82.0
4. Monte Coleman	1979-94 (16)	43.5
5. Ken Harvey	1994-98 (5)	41.5

DUAL THREAT

60+ CAREER SACKS AND 3+ INT RETURN TD (NFL HISTORY)

Player	Seasons	Sacks	INT TD
Julius Peppers	2002-17 (16)	156.5	4
Jason Taylor	1997-2011 (15)	139.5	3
Ryan Kerrigan	2011-18 (8)	77.0	3

SINGLE-SEASON SACK LEADERS

REDSKINS SINCE SACKS BECAME OFFICIAL IN 1982:

Player	Season	Sacks
1. Dexter Manley	1986	18.5
2. Dexter Manley	1985	15.0
3. Charles Mann	1985	14.5
4t. Ryan Kerrigan	2014	13.5
4t. Ken Harvey	1994	13.5
4t. Dexter Manley	1984	13.5

2011 NFL DRAFT

CAREER SACKS BY 2011 NFL DRAFT PICKS:

Player	Team	Sacks
1. Von Miller	DEN	98.0
2. J.J. Watt	HOU	92.0
3. Ryan Kerrigan	WAS	84.5
4. Justin Houston	KC	78.5
5. Cameron Jordan	NO	71.5

FORCED FUMBLES

SINCE KERRIGAN ENTERED THE NFL IN 2011:

Player	FF
1t. Ryan Kerrigan	25
1t. Von Miller	25
3t. Robert Quinn	22
3t. J.J. Watt	22
4t. Cliff Avril	21



LANDON COLLINS



WREAKING HAVOC

Since being drafted in 2015, Collins has been one of the most consistent safeties in the league. He ranks top 10 in passes defended and tackles for loss among all NFL safeties during that span.

MOST PASSES DEFENSED (SAFETIES) [2015-2018]

Player	PDs
1. Tyrann Mathieu	36
2. Malcolm Jenkins	35
3t. Micah Hyde	33
3t. Reggie Nelson	33
3t. Ron Parker	33
6. Landon Collins	32
7. Earl Thomas	31
8. Eric Weddle	30

MOST TACKLES FOR LOSS (SAFETIES) [2015-2018]

Player	TFL
1. Tony Jefferson	30
2. Tyrann Mathieu	25
3t. Malcolm Jenkins	23
3t. Reshad Jones	23
3t. Harrison Smith	23
6. Landon Collins	22
7. Kenny Vaccaro	21
8. Jamal Adams	18

The Washington Redskins kicked off the 2019 offseason by making a big addition to their defense. The team signed three-time Pro Bowler Landon Collins to a six-year deal to help bolster the secondary and provide a leader in the backend of the defense.

Collins comes to Washington after an impressive four seasons with the New York Giants. The hard hitting safety out of Alabama registered 428 total tackles (321 solo), four sacks for 39 total yards lost, eight interceptions, including a 44-yard interception returned for a touchdown, 32 passes defended, 10 quarterback hits, 22 tackles for loss, three forced fumbles and three fumble recoveries during his four seasons with New York.

In the four seasons that Collins has been in the league, no safety has compiled more total tackles or solo tackles in that timeframe and he is top 10 among safeties in tackles for loss and passes defended during that span as well.

Collins familiarity with the NFC East was also an intriguing part of bringing him to the nation's capital. In his four seasons with the Giants, Collins recorded 155 total tackles (112 solo), two sacks for 24 yards, two interceptions, 15 tackles for loss, two forced fumbles, one fumble recovery and seven passes defended against the NFC East. His 15 tackles for loss against divisional opponents is the most in the NFL from 2015-18 among safeties.

Collins will be part of a defense that features a lot of familiar pieces. This season he will be reunited with former Alabama teammates Jonathan Allen, Ryan Anderson and Shaun Dion-Hamilton. Collins will also be sharing the defensive backfield with his former teammate with the New York Giants, cornerback Dominique Rodgers-Cromartie. Collins and Rodgers-Cromartie both appeared in 45 games and started 31 games together with the Giants over the course of four seasons.

"You talk about a guy with leadership. We watched him for the last four years do what he does on the football field. We talked to a lot of people about him - one thing we found out and I know I did was that everything that people say about him was true. He has charisma, he has leadership, but most of all it's all about passion when it comes to football"

- Senior Vice President of Player Personnel Doug Williams
at Landon Collins Introductory Press Conference

PRO BOWL SAFETIES

Landon Collins has been selected to the Pro Bowl in three-consecutive seasons dating back to 2016. During that timeframe only two other safeties have been selected to three Pro Bowls and only one other has been selected to multiple. The chart below breaks down the amount of Pro Bowls for safeties in the NFL from 2016-18.

MOST PRO BOWLS AMONG SAFETIES [2016-18]

Player	Pro Bowls
1t. Landon Collins	3
1t. Eric Weddle	3
1t. Harrison Smith	3
4. Malcolm Jenkins	2
5. 13 Players Tied	1

JOSH NORMAN

A SOLID ADDITION

When the Carolina Panthers rescinded cornerback Josh Norman's franchise tag and allowed the All-Pro defender to enter unrestricted free agency on April 20, 2016 roles instantly became reversed. The then-28-year-old lockdown corner became the subject of teams trying to lock down his services.

The Redskins mobilized quickly, dispatching members of the Redskins' coaching staff on April 22 to pick up Norman and his family from his Carolina home and bring them to team headquarters. The group arrived back in Ashburn early that afternoon, and after the full press and a family vote, Norman was a member of the Washington Redskins by 9:30 p.m.

"It was an exciting 24 hours there and we're happy as heck to get him," Head Coach Jay Gruden said. "I think he's one of the premier corners in the National Football League."

Norman joined the Redskins having previously appeared in 53 regular season games with 38 starts for Carolina, recording 178 tackles (136 solo), 36 passes defended, seven interceptions (two returned for touchdowns), four forced fumbles and three fumbles recovered from 2012-15.

In 2015, Norman started all 16 regular season games and all three postseason games for the Panthers, recording career highs in interceptions (four), forced fumbles (three) and fumbles recovered (two) in addition to tying for the league lead in interceptions returned for touchdowns (two). His highly decorated 2015 campaign resulted in a myriad of honors, including All-Pro selections from both the Associated Press and Pro Football Writers Association in addition to sharing PFWA Co-Most Improved Player of the Year honors with new teammate Kirk Cousins.

Since that breakout campaign in 2015, few defensive backs have been as disruptive as the man known colloquially as "J-No."

FUMBLES FORCED SINCE 2015 (NFL DEFENSIVE BACKS):

Player	FF
1. Josh Norman	10
2t. Byron Maxwell	8
2t. Keanu Neal	8
4t. Mike Adams	7
4t. Tony Jefferson	7
4t. Malcolm Jenkins	7

PASSES DEFENSED SINCE 2015 (NFL):

Player	PD
1. Darius Slay	69
2. Robert Alford	65
3. Marcus Peters	63
4. Stefon Gilmore	59
5t. Casey Hayward	57
5t. Janoris Jenkins	57
7. Malcolm Butler	56
8t. Josh Norman	55
8t. Brent Grimes	55

Norman's accolades and productivity speak for themselves, but what kind of person were the Redskins getting? Gruden and the Redskins learned early in 2016.

"I've been very impressed with Josh from the day that he got here," Gruden said. "He works extremely hard. He's got a great energy every single time that he walks out onto the field, and he's the last one off the field. He's attentive at meetings - he's excellent."

Norman had his best performance of the 2018 season against his former team in Week 6. He finished the game with five tackles (four solo), an interception, one forced fumble and one pass defended. He was the first Redskin since Kendall Fuller (Week 3 of 2017) to record an interception and a forced fumble in a game.

In Week 13 against Philadelphia, Norman recorded his third interception of the season and is now one shy from tying his single season high



FORCING TURNOVERS IN 2018

CB Josh Norman was one of the Redskins biggest difference makers on defense this season. Norman finished the season with 40 tackles, three interceptions, nine passes defended, three forced fumbles and one fumble recovery.

Norman was one-of-four players in the NFL in 2018 to register three-plus interceptions and three-plus forced fumbles, joining Miami LB Kiko Alonso, Seattle CB Bradley McDougald and Arizona S DJ Swearingin, Sr.

PLAYERS WITH 3+ INTS AND 3+ FF (2018):

Player	Team	INT/FF
Josh Norman	Washington	3/3
Kiko Alonso	Miami	3/3
Bradley McDougald	Seattle	3/3
DJ Swearingin Sr.	Washington/Arizona	4/3

30+ YARD INTERCEPTION RETURNS

Norman posted his fourth career season with 3-plus interceptions and his first since the 2016 campaign. Norman had an interception in Week 6 against Carolina, Week 10 at Tampa Bay and Week 13 at Philadelphia.

Of Norman's three interceptions, he returned two of them for 30-plus yards (32 yard return at Tampa Bay & 40 yard return at Philadelphia). He was one-of-four players in the league this season to post multiple games with 30+ yard interception returns, joining Tennessee CB Malcolm Butler, Los Angeles Chargers CB Desmond King II and Los Angeles Rams CB Marcus Peters.

PLAYERS WITH MULTIPLE 30+ YARD INT RETURNS (2018):

Player	Team	No. 30+ Returns
Josh Norman	Washington	2
Malcolm Butler	Tennessee	2
Desmond King II	LA Chargers	2
Marcus Peters	LA Rams	2

DUSTIN HOPKINS



TOP 10 IN 2018

Dustin Hopkins was one of the most reliable kickers in 2018. Hopkins was 26-for-29 from field goal range this season and finished top 10 in the NFL in field goal percentage and in made 50+ yard field goals. His 56-yard kick against the Carolina Panthers in Week 6 was tied for the eighth longest made field goal in 2018.

BEST FIELD GOAL PERCENTAGE (2018):

Player	Team	FGM/FGA	Pct.
1. Robbie Gould	San Francisco	33/34	97.1
2. Aldrick Rosas	NY Giants	32/33	97.0
3. Matt Bryant	Atlanta	20/21	95.2
4. Michael Badgley	LA Chargers	15/16	93.8
5. Wil Lutz	New Orleans	28/30	93.3
6. Jason Myers	NY Jets	33/36	91.7
7. Josh Lambo	Jacksonville	19/21	90.5
8. Jason Sanders	Miami	16/18	90.0
9t. Dustin Hopkins	Washington	26/29	89.7
9t. Justin Tucker	Baltimore	35/39	89.7

There were 19 kickers in the NFL this season who attempted five-plus 50-plus yard field goals. Of those 19 kickers, Hopkins ranked tied for third in the league this season in field goal percentage on kicks from 50-plus yards. Hopkins went 4-for-5 from 50-plus yards with his only miss coming on a 63-yard attempt against the Houston Texans in Week 11.

BEST FIELD GOAL PERCENTAGE FROM 50+ YARDS (2018):

Player	Team	FGM/FGA	Pct.
1t. Brett Maher	Dallas	6/7	85.7
1t. Jason Myers	NY Jets	6/7	85.7
3t. Dustin Hopkins	Washington	4/5	80.0
3t. Matt Bryant	Atlanta	4/5	80.0
3t. Josh Lambo	Jacksonville	4/5	80.0
3t. Aldrick Rosas	NY Giants	4/5	80.0
7t. Mason Crosby	Green Bay	5/7	71.4
7t. Justin Tucker	Baltimore	5/7	71.4
9t. Ka'imi Fairbairn	Houston	4/6	66.7
9t. Adam Vinatieri	Indianapolis	4/6	66.7
9t. Greg Zuerlein	LA Rams	4/6	66.7

*Minimum of 5 attempts

CLIMBING THE RECORD BOOK

The Redskins surprised many in Week 2 of the 2015 season when they elected to move on from kicker Kai Forbath, who exited as the franchise leader in field goal percentage among players with at least 50 attempts, in favor of signing kicker Dustin Hopkins.

After a solid debut in 2015, Hopkins went 34-for-42 on field goal attempts in 2016, breaking Mark Moseley's record (33 in 1983) for the most field goals in a single season in team history. In Week 3 that year, he tied a team record with five field goals in a 5-for-5 performance in a victory as part of an NFC Special Teams Player of the Week and Player of the Month performance.

MOST FIELD GOALS MADE (SINGLE SEASON, REDSKINS HISTORY):

Player	Season	FGM	FGA	FG Pct.	Pts.
1. Dustin Hopkins	2016	34	42	81.0	138
2. Mark Moseley	1983	33	47	70.2	161
3t. Graham Gano	2011	31	41	75.6	118
3t. Chip Lohmiller	1991	31	43	72.1	149
5t. Chip Lohmiller	1990	30	40	75.0	131
5t. Chip Lohmiller	1992	30	40	75.0	120

Now in his fourth season with the Redskins, Hopkins already ranks fourth in franchise history in career field goals made.

MOST FIELD GOALS MADE (CAREER, REDSKINS HISTORY):

Player	Seasons	FGM	FGA	FG Pct.
1. Mark Moseley	1974-86	263	397	66.2
2. Chip Lohmiller	1988-94	175	245	71.4
3. Curt Knight	1969-73	101	175	57.7
4. Dustin Hopkins	2015-18	99	116	85.3
5. Shaun Suisham	2006-09	81	101	80.2

Beyond Hopkins' ability to boot the ball through the uprights, his ability to get it to stop and turn on a dime after 10 yards was vital to a Redskins' victory against Tampa Bay in Week 7 of the 2015 season. Hopkins delivered a perfect onside kick to start the second half of that game, ending a league-wide 0-for-24 skid on onside kick attempts to start the 2015 season. The onside kick helped jumpstart the Redskins en route to recording the largest comeback victory in franchise history.

It was only the fourth successful onside kick by the Redskins since 2000 and ended a streak of 18 unsuccessful onside kick attempts by the Redskins over the previous nine seasons.

SUCCESSFUL ONSIDE KICKS (REDSKINS SINCE 2000):

Year	Week	Qtr.	Opp	Kicker
2015	7	3	TB	Dustin Hopkins
2007	9	2	NYJ	Shaun Suisham
2003	5	4	Phi	John Hall
2000	12	3	StL	Scott Bentley

In the Redskins Week 6 matchup against Carolina, Head Coach Jay Gruden trusted Hopkins with a 56 yard attempt instead of attempting to pin the Panthers deep in their own territory. The risk paid off as Hopkins connected on the kick, marking a new career high and tying him with Chip Lohmiller for the third longest made field goal in franchise history.

LONGEST MADE FIELD GOAL (FRANCHISE HISTORY)

Player	Date	Long
1. Graham Gano	11/06/11	59
2. Steve Cox	09/28/86	57
3t. Dustin Hopkins	10/14/18	56
3t. Chip Lohmiller	12/22/90	56

TRESS WAY

PUNTER TRESS WAY

The Redskins spent the majority of the 2014 offseason evaluating a punting battle between newcomers Robert Malone and Blake Clingan, but the race received a darkhorse candidate when the team claimed Way off waivers from Chicago on Aug. 20 that year. Way was given 10 days to stake a claim to the punting job.

Way accomplished the feat and has since posted historically relevant numbers, earned the special teams captaincy in 2015 and been rewarded with a multi-year contract extension in 2016.

In 2014, Way's punting numbers rewarded the coaching staff's faith. Way averaged 47.5 yards per punt, the highest by a Redskins player since World War II. He finished the season averaging 47.5 yards per punt to rank fourth in team history, trailing only Sammy Baugh's full-season NFL record (51.4 yards per punt in 1940) and Baugh's 1941 and 1942 campaigns (48.7 and 48.2). Way became the first member of the Redskins to lead the NFL in punting for a season since Sam Baker in 1958 (45.4).

REDSKINS TO LEAD NFL IN PUNTING SINCE 1939:

Player	Season	Avg.
Tress Way	2014	47.5
Sam Baker	1958	45.4
Sammy Baugh	1945	43.3
Sammy Baugh	1943	45.9
Sammy Baugh	1942	48.2
Sammy Baugh	1941	48.7
Sammy Baugh	1940	51.4

Throughout his career, Way has waged his field position war by dropping punts inside the 20 with regularity. In the Redskins Week 7 matchup against Dallas, Way pinned a single game career high five punts inside the 20 yard line and was a key factor in the team's, 20-17, victory at FedExField. Way broke his previous single season record of punts inside the 20 with his mark of 41 this season. His previous high was 33 punts pinned inside the 20 yard line in 2017.

PUNTS DOWNED INSIDE THE 20 (SINGLE SEASON, REDSKINS SINCE 1976):

Player	Season	No.
1. Tress Way	2018	41
2t. Matt Turk	1998	33
2t. Tress Way	2017	33


PUNTS DOWNED INSIDE THE 20 (CAREER, REDSKINS SINCE 1976):

Player	Years	No.
1. Matt Turk	1995-99 (5)	134
2. Tress Way	2014-18 (5)	132
3. Mike Bragg	1968-79 (12)*	79
4. Sav Rocca	2011-13 (3)	76
5. Derrick Frost	2005-07 (3)	73

* Stat not tracked until 1976

WAY'S SINGLE GAME HIGHS IN PUNTS DOWNED INSIDE THE 20:

Date	Opponent	No.
10/21/18	Dallas Cowboys	5
11/22/18	Dallas Cowboys	4
11/11/18	Tampa Bay Buccaneers	4
11/04/18	Atlanta Falcons	4
11/23/17	New York Giants	4
12/31/17	New York Giants	4



PINNING THEM DEEP

Tress Way led the league in punts inside the 20 yard line in 2018 while simultaneously breaking his own single franchise record in the process. Way tallied 41 punts inside the 20 yard line. With 41-of-79 total punts placed inside the 20 yard line, 52 percent of Way's total punts were downed deep in the opponents territory.

MOST PUNTS INSIDE THE 20 (2018):

Player	Team	20
1. Tress Way	Washington	41
2. Brett Kern	Tennessee	39
3. Logan Cooke	Jacksonville	37
4. Trevor Daniel	Houston	36
5. Matt Haack	Miami	35

Even more impressive than the league leading 41 punts inside the 20 was the fact that Way did not have a single touchback in 16 games. Among punters who appeared in all 16 games this season none besides Way had zero touchbacks and only three had two or less.

FEWEST TOUCHBACKS (2018):

Player	Team	TB
1. Tress Way	Washington	0
2t. Johnny Hekker	LA Rams	2
2t. Chris Jones	Dallas	2
2t. Matt Wile	Minnesota	2

TOP 10 IN NET AVERAGE

Way was top 10 in the league in net average this season. He was a vital part of the team's success in forcing opposing offenses to start their drives deep in their territory.

HIGHEST NET PUNTING AVERAGE (2018):

Player	Team	Net Avg.
1. Thomas Morstead	New Orleans	43.2
2. Johnny Hekker	LA Rams	43.0
3t. Rigoberto Sanchez	Indianapolis	42.7
3t. Cameron Johnston	Philadelphia	42.7
5. Andy Lee	Arizona	42.6
6. Michael Dickson	Seattle	42.5
7. Riley Dixon	NY Giants	41.8
8. Brett Kern	Tennessee	41.7
9t. Tress Way	Washington	41.5
9t. Matt Wile	Minnesota	41.5

ROSTERS/DEPTH

2019 WASHINGTON REDSKINS ROSTER (ALPHABETICAL)
as of August 3, 2019

	NO.	LAST	FIRST	POS	HT	WT	D.O.B.	AGE	EXP.	COLLEGE	HS HOMETOWN	HOW ACQ.
	36	Alexander	Adonis	CB	6-3	205	11/7/1996	22	2	Virginia Tech	Charlotte, N.C.	SD6-'18
	93	Allen	Jonathan	DL	6-3	300	1/16/1995	24	3	Alabama	Ashburn, Va.	D1-'17
	52	Anderson	Ryan	LB	6-2	255	8/12/1994	24	3	Alabama	Daphne, Ala.	D2-'17
	47	Ankrah	Andrew	LB	6-4	252	12/31/1996	22	1	James Madison	Gaithersburg, Md.	FA-'19
	30	Apke	Troy	S	6-1	205	4/11/1995	24	2	Penn State	Pittsburgh, Pa.	D4-'18
	62	R Bee	Ryan	LB	6-7	280	11/12/1995	23	R	Marshall	Ashland, Ohio	CFA-'19
	66	Bergstrom	Tony	OL	6-5	310	8/6/1986	32	8	Utah	Salt Lake City, Utah	FA-'17
	48	Blunt	B.J.	LB	6-1	220	4/21/1995	24	R	McNeese State	New Orleans, La.	CFA-'19
	96	Bonner	Jonathan	DL	6-4	295	6/17/1996	23	R	Notre Dame	Chesterfield, Mo.	CFA-'19
	53	Bostic	Jon	LB	6-1	245	5/5/1991	28	7	Florida	Wellington, Fla.	FA-'19
	95	Brailford	Jordan	LB	6-3	252	10/9/1995	23	R	Oklahoma State	Tulsa, Okla.	D7b-'19
	99	Brantley	Caleb	DL	6-2	305	9/2/1994	24	3	Florida	Crescent City, Fla.	FA-'18
	16	Chesson	Jehu	WR	6-2	205	12/29/1993	25	3	Michigan	St. Louis, Mo.	FA-'18
	74	Christian Sr.	Geron	T	6-6	315	9/10/1996	22	2	Louisville	Ocala, Fla.	D3-'18
	20	Collins	Landon	S	6-0	218	1/10/1994	25	5	Alabama	New Orleans, La.	UFA (NYG)-'19
	19	Davis	Robert	WR	6-3	210	4/2/1995	24	2	Georgia State	Warner Robins, Ga.	D6b-'17
	85	Davis	Vernon	TE	6-3	248	1/31/1984	35	14	Maryland	Washington, D.C.	UFA (DEN)-'16
	18	Doctson	Josh	WR	6-2	205	12/3/1992	26	4	TCU	Mansfield, Texas	D1-'16
	23	R Dunbar	Quinton	CB	6-2	202	7/22/1992	27	5	Florida	Miami, Fla.	CFA-'15
	22	R Everett	Deshazor	S	6-0	203	2/22/1992	27	5	Texas A&M	DeRidder, La.	FA-'15
	41	W Flanagan	Matt	TE	6-6	265	3/26/1995	24	1	Pittsburgh	Mendham, N.J.	CFA-'18
	77	Flowers Sr.	Ereck	T	6-6	330	4/25/1994	25	5	Miami	Miami, Fla.	FA-'19
	50	Flowers	Marquis	LB	6-2	250	2/16/1992	27	6	Arizona	Phoenix, Ariz.	FA-'18
	63	Foster	Jerald	G	6-3	305	9/14/1995	23	R	Nebraska	Lincoln, Neb.	CFA-'19
	29	Guice	Derrius	RB	5-11	225	6/21/1997	22	2	LSU	Baton Rouge, La.	D2-'18
	51	Hamilton	Shaun Dion	LB	6-0	235	9/11/1995	23	2	Alabama	Montgomery, Ala.	D6-'18
	62	W Hance	Blake	T	6-5	310	1/11/1996	23	R	Northwestern	Jacksonville, Ill.	CFA-'19
	13	Harmon	Kelvin	WR	6-2	215	12/15/1996	22	R	North Carolina State	Palmyra, N.J.	D6-'19
	38	R Harris	Deion	CB	6-3	205	12/18/1995	23	R	North Dakota	Hibbing, Minn.	CFA-'19
	40	Harvey-Clemons	Josh	LB	6-4	245	2/20/1994	25	3	Louisville	Valdosta, Ga.	D7a-'17
	7	Haskins Jr.	Dwayne	QB	6-4	230	5/3/1997	22	R	Ohio State	Potomac, Md.	D1a-'19
	57	R Holcomb	Cole	LB	6-1	240	7/30/1996	23	R	North Carolina	New Smyrna Beach, Fla.	D5b-'19
	82	Holtz	J.P.	TE	6-3	255	8/28/1993	25	1	Pittsburgh	Pittsburgh, Pa.	FA-'18
	3	Hopkins	Dustin	K	6-2	205	10/1/1990	28	6	Florida State	Houston, Texas	FA-'15
	54	Humphrey	Myles	LB	6-3	238	9/7/1995	23	1	Shepherd	Upper Marlboro, Md.	FA-'19
	98	Ioannidis	Matt	DL	6-3	310	1/11/1994	25	4	Temple	Flemington, N.J.	D5-'16
	8	Keenum	Case	QB	6-1	215	2/17/1988	31	7	Houston	Brownwood, Texas	T (DEN)-'19
	67	Kerin	Zac	G	6-4	305	8/13/1991	27	5	Toledo	Delaware, Ohio	FA-'18
	91	Kerrigan	Ryan	LB	6-4	265	8/16/1988	30	9	Purdue	Muncie, Ind.	D1-'11
	84	Kidsy Jr.	Darvin	WR	6-0	190	3/19/1995	24	1	Texas Southern	Missouri City, Texas	CFA-'18
	34	R Lampkin	Ashton	CB	6-0	190	10/1/1994	24	2	Oklahoma State	Oklahoma City, Okla.	FA-'19
	92	Maloata	Austin	DL	6-1	305	12/11/1996	22	R	Austin Peay	Corona, Calif.	CFA-'19
	34	W Marshall	Byron	RB	5-9	215	2/13/1994	25	3	Oregon	San Jose, Calif.	PS (PHI)-'17
	78	Martin	Wes	G	6-3	315	5/9/1996	23	R	Indiana	West Milton, Ohio	D4b-'19
	12	McCoy	Colt	QB	6-1	212	9/5/1986	32	10	Texas	Tuscola, Texas	UFA (SF)-'14
	32	R McIntosh	JoJo	S	6-1	205	3/17/1996	23	R	Washington	Canyon Country, Calif.	CFA-'19
	58	McKinzy	Cassanova	LB	6-3	252	11/17/1992	26	2	Auburn	Birmingham, Ala.	UFA (TB)-'16
	17	McLaurin	Terry	WR	6-0	210	9/15/1995	23	R	Ohio State	Indianapolis, Ind.	D3-'19
	31	R Moreau	Fabian	CB	6-0	204	4/9/1994	25	3	UCLA	Davie, Fla.	D3-'17
	25	R Moreland	Jimmy	CB	5-11	182	8/26/1995	23	R	James Madison	Royal Palm Beach, Fla.	D7a-'19
	76	Moses	Morgan	T	6-6	330	3/3/1991	28	6	Virginia	North Chesterfield, Va.	D3a-'14
	35	Nicholson	Montae	S	6-2	212	12/4/1995	23	3	Michigan State	Monroeville, Pa.	D4b-'17
	24	Norman	Josh	CB	6-0	200	12/15/1987	31	8	Coastal Carolina	Greenwood, S.C.	UFA (CAR)-'16
	61	Parris	Timon	T	6-6	320	9/11/1995	23	1	Stony Brook	Floral Park, N.Y.	CFA-'18
	46	W Parham Jr.	Donald	TE	6-8	255	8/16/1997	21	R	Stetson	Lakeland, Fla.	FA-'19
	94	Payne	Daron	DL	6-3	320	5/27/1997	22	2	Alabama	Irondale, Ala.	D1-'18
	79	Penn	Donald	T	6-4	315	4/27/1983	36	13	Utah State	Los Angeles, Calif.	FA-'19
	32	W Perine	Samaje	RB	5-11	240	9/16/1995	23	3	Oklahoma	Pflugerville, Texas	D4a-'17
	26	Peterson	Adrian	RB	6-1	220	3/21/1985	34	13	Oklahoma	Palestine, Texas	FA-'18
	72	Pierschbacher	Ross	C	6-4	315	6/5/1995	24	R	Alabama	Cedar Falls, Iowa	D5a-'19
	83	Quick	Brian	WR	6-3	215	6/5/1989	30	8	Appalachian State	Columbia, S.C.	FA-'19
	14	Quinn	Trey	WR	6-0	200	12/7/1995	23	2	SMU	Lake Charles, La.	D7b-'18
	88	Rahming Jr.	T.J.	WR	5-10	165	1/10/1997	22	R	Duke	Powder Springs, Ga.	CFA-'19
	39	Reaves	Jeremy	S	5-11	200	8/29/1996	22	1	South Alabama	Pensacola, Fla.	FA-'18
	86	Reed	Jordan	TE	6-2	242	7/3/1990	29	7	Florida	New London, Conn.	D3-'13
	22	W Reynolds	Craig	RB	5-11	225	6/15/1996	23	R	Kutztown	Willow Grove, Pa.	CFA-'19
	10	Richardson Jr.	Paul	WR	6-0	180	4/13/1992	27	6	Colorado	Gardena, Calif.	UFA (SEA)-'18
	60	Robinson	Corey	T	6-7	315	5/21/1992	27	5	South Carolina	Havelock, N.C.	FA-'19
	45	Rodgers-Cromartie	Dominique	CB	6-2	205	4/7/1986	33	12	Tennessee State	Bradenton, Fla.	FA-'19
	73	Roullier	Chase	C	6-4	312	8/23/1993	25	3	Wyoming	Burnsville, Minn.	D6a-'17
	75	Scherff	Brandon	G	6-5	315	12/26/1991	27	5	Iowa	Denison, Iowa	D1-'15
	97	Settle	Tim	DL	6-3	308	7/11/1997	22	2	Virginia Tech	Manassas, Va.	D5-'18
	59	Sickels	Garrett	LB	6-4	254	9/24/1994	24	3	Penn State	Red Bank, N.J.	FA-'19
	89	Sims	Cam	WR	6-5	220	1/6/1996	23	2	Alabama	Monroe, La.	CFA-'18
	15	Sims Jr.	Steven	WR	5-10	190	3/31/1997	22	R	Kansas	Houston, Texas	CFA-'19
	46	R Smith II	Marcus	LB	6-3	257	3/31/1992	27	5	Louisville	Columbus, Ga.	FA-'18
	87	Sprinkle	Jeremy	TE	6-5	255	8/10/1994	24	3	Arkansas	White Hall, Ark.	D5-'17
	37	Stroman	Greg	CB	6-0	182	3/8/1996	23	2	Virginia Tech	Manassas, Va.	D7a-'18
	57	W Sundberg	Nick	LS	6-1	245	7/29/1987	32	10	California	Phoenix, Ariz.	FA-'10
	90	Sweat	Montez	LB	6-6	262	9/4/1996	22	R	Mississippi State	Stone Mountain, Ga.	D1b-'19
	25	W Thompson	Chris	RB	5-8	195	10/20/1990	28	6	Florida State	Madison, Fla.	D5a-'13
	69	Thornton	Hugh	G	6-3	320	6/28/1991	28	6	Illinois	Oberlin, Ohio	FA-'19
	5	Way	Tress	P	6-1	220	4/18/1990	29	6	Oklahoma	Tulsa, Okla.	W (CHI)-'14
	29	R White	D.J.	DB	5-11	193	9/9/1993	25	4	Georgia Tech	Atlanta, Ga.	FA-'19
	64	Wicker	JoJo	DL	6-2	315	6/9/1996	23	1	Arizona State	Long Beach, Calif.	FA-'18
	31	W Wilson	Shaun	RB	5-9	185	12/2/1995	23	2	Duke	Charlotte, N.C.	FA-'19
	6	Woodrum	Josh	QB	6-3	230	11/7/1992	26	1	Liberty	Roanoke, Va.	FA-'19

RESERVE/INJURED

56	Foster	Reuben	LB	6-1	235	4/4/1994	25	3	Alabama	Auburn, Ala.	W (SF)-'18
----	--------	--------	----	-----	-----	----------	----	---	---------	--------------	------------

PHYSICALLY UNABLE TO PERFORM

41	R	Johnson	Danny	CB	5-9	190	11/17/1995	23	2	Southern	Jackson, La.	CFA-'18
11		Smith	Alex	QB	6-4	215	5/7/1984	35	15	Utah	La Mesa, Calif.	T (KC)-'18

NON-FOOTBALL INJURY

23	W	Love	Bryce	RB	5-9	205	7/8/1997	22	R	Stanford	Wake Forest, N.C.	D4a-'19
----	---	------	-------	----	-----	-----	----------	----	---	----------	-------------------	---------

RESERVE/DID NOT REPORT

71		Williams	Trent	T	6-5	320	7/19/1988	31	10	Oklahoma	Longview, Texas	D1-'10
----	--	----------	-------	---	-----	-----	-----------	----	----	----------	-----------------	--------

Key: UFA - unrestricted free agent | FA - free agent | RFA - restricted free agent | CFA - college free agent | T - trade | W - waivers | D - draft | SD - supplemental draft | PS - signed from practice squad
Head Coach: Jay Gruden

Assistant Coaches: Bill Callahan (Assistant Head Coach/Offensive Line), Nate Kaczor (Special Teams Coordinator), Greg Manuskay (Defensive Coordinator), Kevin O'Connell (Offensive Coordinator), Brian Angelichio (Tight Ends), Chad Englehart (Strength & Conditioning), Matt Cavanaugh (Senior Offensive Assistant), Chad Grimm (Outside Linebackers), Ike Hilliard (Wide Receivers), Ray Horton (Defensive Backs), Kyshoen Jarrett (Defensive Quality Control), Randy Jordan (Running Backs), Paul Kelly (Director of Football Operations), Kavan Latham (Asst. Strength & Conditioning), Cannon Matthews (Defensive Quality Control), Bret Munsey (Asst. Special Teams), Chris O'Hara (Offensive Quality Control), Phil Rauscher (Asst. Offensive Line), Tim Rattay (Quarterbacks), James Rowe (Asst. Defensive Backs), Rob Ryan (Inside Linebackers), Jake Sankal (Asst. Strength & Conditioning/Nutritionist), Jim Tomsula (Defensive Line)

2019 WASHINGTON REDSKINS ROSTER (NUMERICAL)
as of August 3, 2019

NO.	FIRST	LAST	POS	HT	WT	D.O.B.	AGE	EXP.	COLLEGE	HS HOMETOWN	HOW ACQ.
3	Dustin	Hopkins	K	6-2	205	10/1/1990	28	6	Florida State	Houston, Texas	FA-'15
5	Tress	Way	P	6-1	220	4/18/1990	29	6	Oklahoma	Tulsa, Okla.	W (CHI)-'14
6	Josh	Woodrum	QB	6-3	230	11/7/1992	26	1	Liberty	Roanoke, Va.	FA-'19
7	Dwayne	Haskins Jr.	QB	6-4	230	5/3/1997	22	R	Ohio State	Potomac, Md.	D1a-'19
8	Case	Keenum	QB	6-1	215	2/17/1988	31	7	Houston	Brownwood, Texas	T (DEN)-'19
10	Paul	Richardson Jr.	WR	6-0	180	4/13/1992	27	6	Colorado	Gardena, Calif.	UFA (SEA)-'18
12	Colt	McCoy	QB	6-1	212	9/5/1986	32	10	Texas	Tuscola, Texas	UFA (SF)-'14
13	Kelvin	Harmon	WR	6-2	215	12/15/1996	22	R	North Carolina State	Palmyra, N.J.	D6-'19
14	Trey	Quinn	WR	6-0	200	12/7/1995	23	2	SMU	Lake Charles, La.	D7b-'18
15	Steven	Sims Jr	WR	5-10	190	3/31/1997	22	R	Kansas	Houston, Texas	CFA-'19
16	Jehu	Chesson	WR	6-2	205	12/29/1993	25	3	Michigan	St. Louis, Mo.	FA-'18
17	Terry	McLaurin	WR	6-0	210	9/15/1995	23	R	Ohio State	Indianapolis, Ind.	D3-'19
18	Josh	Doctson	WR	6-2	205	12/3/1992	26	4	TCU	Mansfield, Texas	D1-'16
19	Robert	Davis	WR	6-3	210	4/2/1995	24	2	Georgia State	Warner Robins, Ga.	D6b-'17
20	Landon	Collins	S	6-0	218	1/10/1994	25	5	Alabama	New Orleans, La.	UFA (NYG)-'19
22	W Craig	Reynolds	RB	5-11	225	6/15/1996	23	R	Kutztown	Willow Grove, Pa.	CFA-'19
22	R Deshazor	Everett	S	6-0	203	2/22/1992	27	5	Texas A&M	DeRidder, La.	FA-'15
23	R Quinton	Dunbar	CB	6-2	202	7/22/1992	27	5	Florida	Miami, Fla.	CFA-'15
24	Josh	Norman	CB	6-0	200	12/15/1987	31	8	Coastal Carolina	Greenwood, S.C.	UFA (CAR)-'16
25	R Jimmy	Moreland	CB	5-11	182	8/26/1995	23	R	James Madison	Royal Palm Beach, Fla.	D7a-'19
25	W Chris	Thompson	RB	5-8	195	10/20/1990	28	6	Florida State	Madison, Fla.	D5a-'13
26	Adrian	Peterson	RB	6-1	220	3/21/1985	34	13	Oklahoma	Palestine, Texas	FA-'18
29	W Derrius	Guice	RB	5-11	225	6/21/1997	22	2	LSU	Baton Rouge, La.	D2-'18
29	R D.J.	White	DB	5-11	193	9/9/1993	25	4	Georgia Tech	Atlanta, Ga.	FA-'19
30	Troy	Apke	S	6-1	205	4/11/1995	24	2	Penn State	Pittsburgh, Pa.	D4-'18
31	R Fabian	Moreau	CB	6-0	204	4/9/1994	25	3	UCLA	Davie, Fla.	D3-'17
31	W Shaun	Wilson	RB	5-9	185	12/2/1995	23	2	Duke	Charlotte, N.C.	FA-'19
32	W Samaje	Perine	RB	5-11	240	9/16/1995	23	3	Oklahoma	Pflugerville, Texas	D4a-'17
32	R JoJo	McIntosh	S	6-1	205	3/17/1996	23	R	Washington	Canyon Country, Calif.	CFA-'19
34	R Ashton	Lampkin	CB	6-0	190	10/1/1994	24	2	Oklahoma State	Oklahoma City, Okla.	FA-'19
34	W Byron	Marshall	RB	5-9	215	2/13/1994	25	3	Oregon	San Jose, Calif.	PS (PHI)-'17
35	Montae	Nicholson	S	6-2	212	12/4/1995	23	3	Michigan State	Monroeville, Pa.	D4b-'17
36	Adonis	Alexander	CB	6-3	205	11/7/1996	22	2	Virginia Tech	Charlotte, N.C.	SD6-'18
37	Greg	Stroman	CB	6-0	182	3/8/1996	23	2	Virginia Tech	Manassas, Va.	D7a-'18
38	R Deion	Harris	CB	6-3	205	12/18/1995	23	R	North Dakota	Hibbing, Minn.	CFA-'19
39	Jeremy	Reaves	S	5-11	200	8/29/1996	22	1	South Alabama	Pensacola, Fla.	FA-'18
40	Josh	Harvey-Clemons	LB	6-4	245	2/20/1994	25	3	Louisville	Valdosta, Ga.	D7a-'17
41	W Matt	Flanagan	TE	6-6	265	3/26/1995	24	1	Pittsburgh	Mendham, N.J.	CFA-'18
45	Dominique	Rodgers-Cromartie	CB	6-2	205	4/7/1986	33	12	Tennessee State	Bradenton, Fla.	FA-'19
46	R Marcus	Smith II	LB	6-3	257	3/31/1992	27	5	Louisville	Columbus, Ga.	FA-'18
46	W Donald	Parham Jr.	TE	6-8	255	8/16/1997	21	R	Stetson	Lakeland, Fla.	FA-'19
47	Andrew	Ankrah	LB	6-4	252	12/31/1996	22	1	James Madison	Gaithersburg, Md.	FA-'19
48	B.J.	Blunt	LB	6-1	220	4/21/1995	24	R	McNeese State	New Orleans, La.	CFA-'19
50	Marquis	Flowers	LB	6-2	250	2/16/1992	27	6	Arizona	Phoenix, Ariz.	FA-'18
51	Shaun Dion	Hamilton	LB	6-0	235	9/11/1995	23	2	Alabama	Montgomery, Ala.	D6-'18
52	Ryan	Anderson	LB	6-2	255	8/12/1994	24	3	Alabama	Daphne, Ala.	D2-'17
53	Jon	Bostic	LB	6-1	245	5/5/1991	28	7	Florida	Wellington, Fla.	FA-'19
54	Myles	Humphrey	LB	6-3	238	9/7/1995	23	1	Shepherd	Upper Marlboro, Md.	FA-'19
57	R Cole	Holcomb	LB	6-1	240	7/30/1996	23	R	North Carolina	New Smyrna Beach, Fla.	D5b-'19
57	W Nick	Sundberg	LS	6-1	245	7/29/1987	32	10	California	Phoenix, Ariz.	FA-'10
58	Cassanova	McKinzy	LB	6-3	252	11/17/1992	26	2	Auburn	Birmingham, Ala.	UFA (TB)-'16
59	Garrett	Sickels	LB	6-4	254	9/24/1994	24	3	Penn State	Red Bank, N.J.	FA-'19
60	Corey	Robinson	T	6-7	315	5/21/1992	27	5	South Carolina	Havelock, N.C.	FA-'19
61	Timon	Parris	T	6-6	320	9/11/1995	23	1	Stony Brook	Floral Park, N.Y.	CFA-'18
62	R Ryan	Bee	LB	6-7	280	11/12/1995	23	R	Marshall	Ashland, Ohio	CFA-'19
62	W Blake	Hance	T	6-5	310	1/11/1996	23	R	Northwestern	Jacksonville, Ill.	CFA-'19
63	Jerald	Foster	G	6-3	305	9/14/1995	23	R	Nebraska	Lincoln, Neb.	CFA-'19
64	JoJo	Wicker	DL	6-2	315	6/9/1996	23	1	Arizona State	Long Beach, Calif.	FA-'18
66	Tony	Bergstrom	OL	6-5	310	8/6/1986	32	8	Utah	Salt Lake City, Utah	FA-'17
67	Zac	Kerin	G	6-4	305	8/13/1991	27	5	Toledo	Delaware, Ohio	FA-'18
69	Hugh	Thornton	G	6-3	320	6/28/1991	28	6	Illinois	Oberlin, Ohio	FA-'19
72	Ross	Pierschbacher	C	6-4	315	6/5/1995	24	R	Alabama	Cedar Falls, Iowa	D5a-'19
73	Chase	Roullier	C	6-4	312	8/23/1993	25	3	Wyoming	Burnsville, Minn.	D6a-'17
74	Geron	Christian Sr.	T	6-6	315	9/10/1996	22	2	Louisville	Ocala, Fla.	D3-'18
75	Brandon	Scherff	G	6-5	315	12/26/1991	27	5	Iowa	Denison, Iowa	D1-'15
76	Morgan	Moses	T	6-6	330	3/3/1991	28	6	Virginia	North Chesterfield, Va.	D3a-'14
77	Ereck	Flowers Sr.	T	6-6	330	4/25/1994	25	5	Miami	Miami, Fla.	FA-'19
78	Wes	Martin	G	6-3	315	5/9/1996	23	R	Indiana	West Milton, Ohio	D4b-'19
79	Donald	Penn	T	6-4	315	4/27/1983	36	13	Utah State	Los Angeles, Calif.	FA-'19
82	J.P.	Holtz	TE	6-3	255	8/28/1993	25	1	Pittsburgh	Pittsburgh, Pa.	FA-'18
83	Brian	Quick	WR	6-3	215	6/5/1989	30	8	Appalachian State	Columbia, S.C.	FA-'19
84	Darvin	Kidzy Jr.	WR	6-0	190	3/19/1995	24	1	Texas Southern	Missouri City, Texas	CFA-'18
85	Vernon	Davis	TE	6-3	248	1/31/1984	35	14	Maryland	Washington, D.C.	UFA (DEN)-'16
86	Jordan	Reed	TE	6-2	242	7/3/1990	29	7	Florida	New London, Conn.	D3-'13
87	Jeremy	Sprinkle	TE	6-5	255	8/10/1994	24	3	Arkansas	White Hall, Ark.	D5-'17
88	T.J.	Rahming Jr.	WR	5-10	165	1/10/1997	22	R	Duke	Powder Springs, Ga.	CFA-'19
89	Cam	Sims	WR	6-5	220	1/6/1996	23	2	Alabama	Monroe, La.	CFA-'18
90	Montez	Sweat	LB	6-6	262	9/4/1996	22	R	Mississippi State	Stone Mountain, Ga.	D1b-'19
91	Ryan	Kerrigan	LB	6-4	265	8/16/1988	30	9	Purdue	Muncie, Ind.	D1-'11
92	Austin	Maloata	DL	6-1	305	12/11/1996	22	R	Austin Peay	Corona, Calif.	CFA-'19
93	Jonathan	Allen	DL	6-3	300	1/16/1995	24	3	Alabama	Ashburn, Va.	D1-'17
94	Daron	Payne	DL	6-3	320	5/27/1997	22	2	Alabama	Irondale, Ala.	D1-'18
95	Jordan	Braifford	LB	6-3	252	10/9/1995	23	R	Oklahoma State	Tulsa, Okla.	D7b-'19
96	Jonathan	Bonner	DL	6-4	295	6/17/1996	23	R	Notre Dame	Chesterfield, Mo.	CFA-'19
97	Tim	Settle	DL	6-3	308	7/11/1997	22	2	Virginia Tech	Manassas, Va.	D5-'18
98	Matt	Ioannidis	DL	6-3	310	1/11/1994	25	4	Temple	Flemington, N.J.	D5-'16
99	Caleb	Brantley	DL	6-2	305	9/2/1994	24	3	Florida	Crescent City, Fla.	FA-'18
RESERVE/INJURED											
56	Reuben	Foster	LB	6-1	235	4/4/1994	25	3	Alabama	Auburn, Ala.	W (SF)-'18
PHYSICALLY UNABLE TO PERFORM											
11	Alex	Smith	QB	6-4	215	5/7/1984	35	15	Utah	La Mesa, Calif.	T (KC)-'18
41	R Danny	Johnson	CB	5-9	190	11/17/1995	23	2	Southern	Jackson, La.	CFA-'18
NON-FOOTBALL INJURY											
23	W Bryce	Love	RB	5-9	205	7/8/1997	22	R	Stanford	Wake Forest, N.C.	D4a-'19
RESERVE/DID NOT REPORT											
71	Trent	Williams	T	6-5	320	7/19/1988	31	10	Oklahoma	Longview, Texas	D1-'10

Key: UFA - unrestricted free agent | FA - free agent | RFA - restricted free agent | CFA - college free agent | T - trade | W - waivers | D - draft | SD - supplemental draft | PS - signed from practice squad
Head Coach: Jay Gruden

Assistant Coaches: Bill Callahan (Assistant Head Coach/Offensive Line), Nate Kaczor (Special Teams Coordinator), Greg Manuskay (Defensive Coordinator), Kevin O'Connell (Offensive Coordinator), Brian Angelichio (Tight Ends), Chad Englehart (Strength & Conditioning), Matt Cavanaugh (Senior Offensive Assistant), Chad Grimm (Outside Linebackers), Ike Hilliard (Wide Receivers), Ray Horton (Defensive Backs), Kyshoen Jarrett (Defensive Quality Control), Randy Jordan (Running Backs), Paul Kelly (Director of Football Operations), Kavan Latham (Asst. Strength & Conditioning), Cannon Matthews (Defensive Quality Control), Bret Munsey (Asst. Special Teams), Chris O'Hara (Offensive Quality Control), Phil Rauscher (Asst. Offensive Line), Tim Rattay (Quarterbacks), James Rowe (Asst. Defensive Backs), Rob Ryan (Inside Linebackers), Jake Sankal (Asst. Strength & Conditioning/Nutritionist), Jim Tomsula (Defensive Line)

2019 WASHINGTON REDSKINS ROSTER (POSITIONAL)
as of August 3, 2019

NO.	FIRST	LAST	POS	HT	WT	D.O.B.	AGE	EXP.	COLLEGE	HS HOMETOWN	HOW ACQ.
QUARTERBACKS (5)											
6	Josh	Woodrum	QB	6-3	230	11/7/1992	26	1	Liberty	Roanoke, Va.	FA-'19
7	Dwayne	Haskins Jr.	QB	6-4	230	5/3/1997	22	R	Ohio State	Potomac, Md.	D1a-'19
8	Case	Keenum	QB	6-1	215	2/17/1988	31	7	Houston	Brownwood, Texas	T (DEN)-'19
11	Alex	Smith	QB	6-4	215	5/7/1984	35	15	Utah	La Mesa, Calif.	T (KC)-'18
12	Colt	McCoy	QB	6-1	212	9/5/1986	32	10	Texas	Tuscola, Texas	UFA (SF)-'14
RUNNING BACKS (8)											
22	W Craig	Reynolds	RB	5-11	225	6/15/1996	23	R	Kutztown	Willow Grove, Pa.	CFA-'19
23	W Bryce	Love	RB	5-9	205	7/8/1997	22	R	Stanford	Wake Forest, N.C.	D4a-'19
25	W Chris	Thompson	RB	5-8	195	10/20/1990	28	6	Florida State	Madison, Fla.	D5a-'13
26	Adrian	Peterson	RB	6-1	220	3/21/1985	34	13	Oklahoma	Palestine, Texas	FA-'18
29	Derrius	Guice	RB	5-11	225	6/21/1997	22	2	LSU	Baton Rouge, La.	D2-'18
32	W Samaje	Perine	RB	5-11	240	9/16/1995	23	3	Oklahoma	Pflugerville, Texas	D4a-'17
31	W Shaun	Wilson	RB	5-9	185	12/2/1995	23	2	Duke	Charlotte, N.C.	UFA (TB)-'18
34	W Byron	Marshall	RB	5-9	215	2/13/1994	25	3	Oregon	San Jose, Calif.	PS (PHI)-'17
WIDE RECEIVERS (12)											
10	Paul	Richardson Jr.	WR	6-0	180	4/13/1992	27	6	Colorado	Gardena, Calif.	UFA (SEA)-'18
13	Kelvin	Harmon	WR	6-2	215	12/15/1996	22	R	North Carolina State	Palmyra, N.J.	D6-'19
14	Trey	Quinn	WR	6-0	200	12/7/1995	23	2	SMU	Lake Charles, La.	D7b-'18
15	Steven	Sims Jr	WR	5-10	190	3/31/1997	22	R	Kansas	Houston, Texas	CFA-'19
16	Jehu	Chesson	WR	6-2	205	12/29/1993	25	3	Michigan	St. Louis, Mo.	FA-'18
17	Terry	McLaurin	WR	6-0	210	9/15/1995	23	R	Ohio State	Indianapolis, Ind.	D3-'19
18	Josh	Doctson	WR	6-2	205	12/3/1992	26	4	TCU	Mansfield, Texas	D1-'16
19	Robert	Davis	WR	6-3	210	4/2/1995	24	2	Georgia State	Warner Robins, Ga.	D6b-'17
83	Brian	Quick	WR	6-3	215	6/5/1989	30	8	Appalachian State	Columbia, S.C.	FA-'19
84	Darvin	Kidsy Jr.	WR	6-0	190	3/19/1995	24	1	Texas Southern	Missouri City, Texas	CFA-'18
88	T.J.	Rahming	WR	5-10	165	1/10/1997	22	R	Duke	Powder Springs, Ga.	CFA-'19
89	Cam	Sims	WR	6-5	220	1/6/1996	23	2	Alabama	Monroe, La.	CFA-'18
TIGHT ENDS (6)											
41	W Matt	Flanagan	TE	6-6	265	3/26/1995	24	1	Pittsburgh	Mendham, N.J.	CFA-'18
46	W Donald	Parham Jr.	TE	6-8	255	8/16/1997	21	R	Stetson	Lakeland, Fla.	FA-'19
82	J.P.	Holtz	TE	6-3	255	8/28/1993	25	1	Pittsburgh	Pittsburgh, Pa.	FA-'18
85	Vernon	Davis	TE	6-3	248	1/31/1984	35	14	Maryland	Washington, D.C.	UFA (DEN)-'16
86	Jordan	Reed	TE	6-2	242	7/3/1990	29	7	Florida	New London, Conn.	D3-'13
87	Jeremy	Sprinkle	TE	6-5	255	8/10/1994	24	3	Arkansas	White Hall, Ark.	D5-'17
OFFENSIVE LINEMEN (16)											
60	Corey	Robinson	T	6-7	315	5/21/1992	27	5	South Carolina	Havelock, N.C.	FA-'19
61	Timon	Parris	T	6-6	320	9/11/1995	23	1	Stony Brook	Floral Park, N.Y.	CFA-'18
62	W Blake	Hance	T	6-5	310	1/11/1996	23	R	Northwestern	Jacksonville, Ill.	CFA-'19
63	Jerald	Foster	G	6-3	305	9/14/1995	23	R	Nebraska	Lincoln, Neb.	CFA-'19
66	Tony	Bergstrom	OL	6-5	310	8/6/1986	32	8	Utah	Salt Lake City, Utah	FA-'17
67	Zac	Kerin	G	6-4	305	8/13/1991	27	5	Toledo	Delaware, Ohio	FA-'18
69	Hugh	Thornton	G	6-3	320	6/28/1991	28	6	Illinois	Oberlin, Ohio	FA-'19
71	Trent	Williams	T	6-5	320	7/19/1988	31	10	Oklahoma	Longview, Texas	D1-'10
72	Ross	Pierschbacher	C	6-4	315	6/5/1995	24	R	Alabama	Cedar Falls, Iowa	D5-'19
73	Chase	Roullier	C	6-4	312	8/23/1993	25	3	Wyoming	Burnsville, Minn.	D6a-'17
74	Geron	Christian Sr.	T	6-6	315	9/10/1996	22	2	Louisville	Ocala, Fla.	D3-'18
75	Brandon	Scherff	G	6-5	315	12/26/1991	27	5	Iowa	Denison, Iowa	D1-'15
76	Morgan	Moses	T	6-6	330	3/3/1991	28	6	Virginia	North Chesterfield, Va.	D3a-'14
77	Ereck	Flowers Sr.	T	6-6	330	4/25/1994	25	5	Miami	Miami, Fla.	FA-'19
78	Wes	Martin	G	6-3	315	5/9/1996	23	R	Indiana	West Milton, Ohio	D4b-'19
79	Donald	Penn	T	6-4	315	4/27/1983	36	13	Utah State	Los Angeles, Calif.	FA-'19
DEFENSIVE LINEMEN (8)											
64	JoJo	Wicker	DL	6-2	315	6/9/1996	23	1	Arizona State	Long Beach, Calif.	FA-'18
92	Austin	Maloata	DL	6-1	305	12/11/1996	22	R	Austin Peay	Corona, Calif.	CFA-'19
93	Jonathan	Allen	DL	6-3	300	1/16/1995	24	3	Alabama	Ashburn, Va.	D1-'17
94	Daron	Payne	DL	6-3	320	5/27/1997	22	2	Alabama	Irondale, Ala.	D1-'18
96	Jonathan	Bonner	DL	6-4	295	6/17/1996	23	R	Notre Dame	Chesterfield, Mo.	CFA-'19
97	Tim	Settle	DL	6-3	308	7/11/1997	22	2	Virginia Tech	Manassas, Va.	D5-'18
98	Matt	Ioannidis	DL	6-3	310	1/11/1994	25	4	Temple	Flemington, N.J.	D5-'16
99	Caleb	Brantley	DL	6-2	305	9/2/1994	24	3	Florida	Crescent City, Fla.	FA-'18
LINEBACKERS (16)											
62	R Ryan	Bee	LB	6-7	280	11/12/1995	23	R	Marshall	Ashland, Ohio	CFA-'19
40	Josh	Harvey-Clemons	LB	6-4	245	2/20/1994	25	3	Louisville	Valdosta, Ga.	D7a-'17
46	R Marcus	Smith II	LB	6-3	257	3/31/1992	27	5	Louisville	Columbus, Ga.	FA-'18
47	Andrew	Ankrah	LB	6-4	252	12/31/1996	22	1	James Madison	Gaithersburg, Md.	FA-'19
48	R B.J.	Blunt	LB	6-1	220	4/21/1995	24	R	McNeese State	New Orleans, La.	CFA-'19
50	Marquis	Flowers	LB	6-2	250	2/16/1992	27	6	Arizona	Phoenix, Ariz.	FA-'18
51	Shaun Dion	Hamilton	LB	6-0	235	9/11/1995	23	2	Alabama	Montgomery, Ala.	D6-'18
52	Ryan	Anderson	LB	6-2	255	8/12/1994	24	3	Alabama	Daphne, Ala.	D2-'17
53	Jon	Bostic	LB	6-1	245	5/5/1991	28	7	Florida	Wellington, Fla.	FA-'19
54	Myles	Humphrey	LB	6-3	238	9/7/1995	23	1	Shepherd	Upper Marlboro, Md.	CFA (BAL)-'18
57	R Cole	Holcomb	LB	6-1	240	7/30/1996	23	R	North Carolina	New Smyrna Beach, Fla.	D5b-'19
58	Cassanova	McKinzy	LB	6-3	252	11/17/1992	26	2	Auburn	Birmingham, Ala.	UFA (TB)-'16
59	Garrett	Sickels	LB	6-4	254	9/24/1994	24	3	Penn State	Red Bank, N.J.	FA-'19
90	Montez	Sweet	LB	6-6	262	9/4/1996	22	R	Mississippi State	Stone Mountain, Ga.	D1b-'19
91	Ryan	Kerrigan	LB	6-4	265	8/16/1988	30	9	Purdue	Muncie, Ind.	D1-'11
95	Jordan	Brailford	LB	6-3	252	10/9/1995	23	R	Oklahoma State	Tulsa, Okla.	D7b-'19
DEFENSIVE BACKS (17)											
22	R Deshazor	Everett	S	6-0	203	2/22/1992	27	5	Texas A&M	DeRidder, La.	FA-'15
23	R Quinton	Dunbar	CB	6-2	202	7/22/1992	27	5	Florida	Miami, Fla.	CFA-'15
24	Josh	Norman	CB	6-0	200	12/15/1987	31	8	Coastal Carolina	Greenwood, S.C.	UFA (CAR)-'16
25	R Jimmy	Moreland	CB	5-11	182	8/26/1995	23	R	James Madison	Royal Palm Beach, Fla.	D7a-'19
29	R D.J.	White	DB	5-11	193	9/9/1993	25	4	Georgia Tech	Atlanta, Ga.	FA-'19
30	Troy	Apke	S	6-1	205	4/11/1995	24	2	Penn State	Pittsburgh, Pa.	D4-'18
31	R Fabian	Moreau	CB	6-0	204	4/9/1994	25	3	UCLA	Davie, Fla.	D3-'17
32	R JoJo	McIntosh	S	6-1	205	3/17/1996	23	R	Washington	Canyon Country, Calif.	CFA-'19
34	R Ashton	Lampkin	CB	6-0	190	10/1/1994	24	2	Oklahoma State	Oklahoma City, Okla.	FA-'19
35	Montae	Nicholson	S	6-2	212	12/4/1995	23	3	Michigan State	Monroeville, Pa.	D4b-'17
36	Adonis	Alexander	CB	6-3	205	11/7/1996	22	2	Virginia Tech	Charlotte, N.C.	SD6-'18
37	Greg	Stroman	CB	6-0	182	3/8/1996	23	2	Virginia Tech	Manassas, Va.	D7a-'18
38	R Deion	Harris	DB	6-3	205	12/18/1995	23	R	North Dakota	Hibbing, Minn.	CFA-'19
39	Jeremy	Reaves	S	5-11	200	8/29/1996	22	1	South Alabama	Pensacola, Fla.	FA-'18
41	R Danny	Johnson	CB	5-9	190	11/17/1995	23	2	Southern	Jackson, La.	CFA-'18
20	Landon	Collins	S	6-0	218	1/10/1994	25	5	Alabama	New Orleans, La.	FA-'19
45	Dominique	Rodgers-Cromartie	CB	6-2	205	4/7/1986	33	12	Tennessee State	Bradenton, Fla.	FA-'19
SPECIALISTS (3)											
3	Dustin	Hopkins	K	6-2	205	10/1/1990	28	6	Florida State	Houston, Texas	FA-'15
5	Tress	Way	P	6-1	220	4/18/1990	29	6	Oklahoma	Tulsa, Okla.	W (CHI)-'14
57	Nick	Sundberg	LS	6-1	245	7/29/1987	32	10	California	Phoenix, Ariz.	FA-'10

Head Coach: Jay Gruden

Assistant Coaches: Bill Callahan (Assistant Head Coach/Offensive Line), Nate Kaczor (Special Teams Coordinator), Greg Manusky (Defensive Coordinator), Kevin O'Connell (Offensive Coordinator), Brian Angelichio (Tight Ends), Chad Englehart (Strength & Conditioning), Matt Cavanaugh (Senior Offensive Assistant), Chad Grimm (Outside Linebackers), Ike Hilliard (Wide Receivers), Ray Horton (Defensive Backs), Randy Jordan (Running Backs), Paul Kelly (Director of Football Operations), Cannon Matthews (Defensive Quality Control), Bret Munsey (Asst. Special Teams), Kavan Latham (Asst. Strength & Conditioning), Chris O'Hara (Offensive Quality Control), Phil Rauscher (Asst. Offensive Line), Tim Rattay (Quarterbacks), Rob Ryan (Inside Linebackers), Jake Sankal (Asst. Strength & Conditioning/Nutritionist), James Rowe (Asst. Defensive Backs), Jim Tomsula (Defensive Line)

2019 WASHINGTON REDSKINS OFFICIAL DEPTH CHART
as of August 3, 2019

OFFENSE

WR	18 Josh Doctson	89 Cam Sims	83 Brian Quick	19 Robert Davis
LT	74 Geron Christian Sr.	79 Donald Penn	60 Corey Robinson	
LG	77 Ereck Flowers Sr.	<u>78 Wes Martin</u>	69 Hugh Thornton	
C	73 Chase Roullier	66 Tony Bergstrom	<u>72 Ross Pierschbacher</u>	
RG	75 Brandon Scherff	67 Zac Kerin	63 Jerald Foster	
RT	76 Morgan Moses	61 Timon Parris	<u>62 Blake Hance</u>	
TE	86 Jordan Reed	85 Vernon Davis	87 Jeremy Sprinkle	82 J.P. Holtz
			41 Matt Flanagan	<u>46 Donald Parham</u>
WR	14 Trey Quinn	84 Darvin Kidsey Jr.	<u>15 Steven Sims Jr.</u>	<u>88 T.J. Rahming Jr.</u>
WR	10 Paul Richardson, Jr.	<u>17 Terry McLaurin</u>	<u>13 Kelvin Harmon</u>	16 Jehu Chesson
QB	12 Colt McCoy	8 Case Keenum	<u>7 Dwayne Haskins Jr.</u>	6 Josh Woodrum
RB	26 Adrian Peterson	25 Chris Thompson	32 Samaje Perine	<u>22 Craig Reynolds</u>
		29 Derrius Guice	34 Byron Marshall	31 Shaun Wilson

DEFENSE

DE	93 Jonathan Allen	99 Caleb Brantley	<u>62 Rvan Bee</u>	
NT	94 Daron Payne	97 Tim Settle	<u>92 Austin Maloata</u>	
DE	98 Matt Ioannidis	64 JoJo Wicker	<u>96 Jonathan Bonner</u>	
SLB	52 Ryan Anderson	<u>90 Montez Sweat</u>	46 Marcus Smith II	54 Myles Humphrey
MLB	51 Shaun Dion Hamilton	40 Josh Harvey-Clemons	50 Marquis Flowers	
MLB	53 Jon Bostic	<u>57 Cole Holcomb</u>	<u>48 B.J. Blunt</u>	
WLB	91 Ryan Kerrigan	58 Cassanova McKinzy	<u>95 Jordan Brailford</u>	47 Andrew Ankrach/59 Garrett Sickels
CB	23 Quinton Dunbar	31 Fabian Moreau	<u>25 Jimmv Moreland</u>	<u>38 Deion Harris</u>
CB	24 Josh Norman	45 Dominique Rodgers-Cromartie	37 Greg Stroman / 36 Adonis Alexander	34 Ashton Lampkin/29R D.J. White
SS	20 Landon Collins	22 Deshaun Everett	<u>32 JoJo McIntosh</u>	
FS	35 Montae Nicholson	30 Troy Apke	39 Jeremy Reaves	

SPECIAL TEAMS

P	5 Tress Way			
K	3 Dustin Hopkins			
H	5 Tress Way			
LS	57 Nick Sundberg			
KR	34 Byron Marshall	31 Shaun Wilson	37 Greg Stroman	<u>25 Jimmv Moreland / 15 Steven Sims Jr.</u>
PR	14 Trey Quinn	31 Shaun Wilson	37 Greg Stroman	<u>25 Jimmv Moreland / 15 Steven Sims Jr.</u>

Rookies Bolded and Underlined

(Injured players/players on Reserve not listed)

HOW THE 2019 REDSKINS WERE BUILT
as of August 3, 2019

YEAR	DRAFT/CFA	FREE AGENT	TRADE	WAIVERS	PRACTICE SQUAD
	53	34	2	2	1
2010	T Trent Williams (1)	LS Nick Sundberg			
2011	LB Ryan Kerrigan (1)				
2013	TE Jordan Reed (3)				
	RB Chris Thompson (5a)				
2014	T Morgan Moses (3a)	QB Colt McCoy (UFA - SF)		P Tress Way (CHI)	
2015	G Brandon Scherff (1)	S Deshazor Everett			
	CB Quinton Dunbar (CFA)	K Dustin Hopkins			
2016	WR Josh Doctson (1)	TE Vernon Davis (UFA - DEN)			
	DL Matt Ioannidis (5)	CB Josh Norman (UFA - CAR)			
2017	DL Jonathan Allen (1)				RB Byron Marshall (PHI)
	LB Ryan Anderson (2)				
	CB Fabian Moreau (3)				
	RB Samaje Perine (4a)				
	S Montae Nicholson (4b)				
	TE Jeremy Sprinkle (5)				
	C Chase Roullier (6a)				
	WR Robert Davis (6b)				
	LB Josh Harvey-Clemons (7a)				
2018	DL Daron Payne (1)	DL Caleb Brantley	QB Alex Smith (KC)	Reuben Foster (SF)	
	RB Derrius Guice (2)	WR Jehu Chesson			
	T Geron Christian Sr. (3)	LB Marquis Flowers			
	S Troy Apke (4)	TE J.P. Holtz			
	DL Tim Settle (5)	G Zac Kerin			
	LB Shaun Dion Hamilton (6)	LB Cassanova McKinzy			
	CB Greg Stroman (7a)	S Jeremy Reaves			
	WR Trey Quinn (7b)	WR Paul Richardson Jr. (UFA - SEA)			
	TE Matt Flanagan (CFA)	LB Marcus Smith II			
	CB Danny Johnson (CFA)	DL JoJo Wicker			
	WR Darwin Kidsy (CFA)				
	T Timon Parris (CFA)				
	WR Cam Sims (CFA)				
	CB Adonis Alexander (S6)				
2019	QB Dwayne Haskins (1a)	LB Andrew Ankrach	QB Case Keenum (DEN)		
	LB Montez Sweat (1b)	OL Tony Bergstrom			
	WR Terry McLaurin (3)	LB Jon Bostic			
	RB Bryce Love (4a)	S Landon Collins (UFA - NYG)			
	G Wes Martin (4b)	T Ereck Flowers Sr.			
	C Ross Pierschbacher (5a)	LB Myles Humphrey			
	LB Cole Holcomb (5b)	DB Ashton Lampkin			
	WR Kelvin Harmon (6)	TE Donald Parham Jr.			
	CB Jimmy Moreland (7a)	T Donald Penn			
	LB Jordan Brailford (7b)	RB Adrian Peterson			
	DE Ryan Bee (CFA)	T Corey Robinson			
	LB B.J. Blunt (CFA)	DB Dominique Rodgers-Cromartie			
	DE Jonathan Bonner (CFA)	LB Garrett Sickels			
	G Jerald Foster (CFA)	T Hugh Thornton			
	T Blake Hance (CFA)	WR Brian Quick			
	DB Deion Harris (CFA)	DB D.J. White			
	DL Austin Maloata (CFA)	RB Shaun Wilson			
	S JoJo McIntosh (CFA)	QB Josh Woodrum			
	WR T.J. Rahming (CFA)				
	RB Craig Reynolds (CFA)				
	WR Steven Sims Jr. (CFA)				

HOW THE 2019 REDSKINS ENTERED THE NFL
as of August 3, 2019

YEAR	1ST ROUND 15	2ND ROUND 6	3RD ROUND 8	4TH ROUND 6
2005	QB Alex Smith (SF, 1)			
2006	TE Vernon Davis (SF, 6)			
2007	RB Adrian Peterson (MIN, 7)			
2008	CB Dominique Rodgers-Cromartie (ARI, 16)			
2009				
2010	T Trent Williams (WAS, 4)		QB Colt McCoy (CLE, 85)	
2011	LB Ryan Kerrigan (WAS, 16)			
2012		WR Brian Quick (STL, 33)	OL Tony Bergstrom (OAK, 95)	
2013		LB Jon Bostic (CHI, 50)	TE Jordan Reed (WAS, 85) G Hugh Thornton (IND, 86)	
2014	LB Marcus Smith II (PHI, 26)	WR Paul Richardson Jr. (SEA, 45)	T Morgan Moses (WAS, 66)	
2015	G Brandon Scherff (WAS, 5) T Ereck Flowers Sr. (NYG, 9)	S Landon Collins (NYG, 33)		
2016	WR Josh Doctson (WAS, 22)			
2017	DL Jonathan Allen (WAS, 17) LB Reuben Foster (SF, 31)	LB Ryan Anderson (WAS, 49)	CB Fabian Moreau (WAS, 81)	RB Samaje Perine (WAS, 114) S Montae Nicholson (WAS, 123) WR Jehu Chesson (KC, 139)
2018	DL Daron Payne (WAS, 13)	RB Derrius Guice (WAS, 59)	T Geron Christian Sr. (WAS, 74)	S Troy Apke (WAS, 109)
2019	QB Dwayne Haskins (WAS, 15) LB Montez Sweat (WAS, 26)		WR Terry McLaurin (WAS, 76)	RB Bryce Love (WAS, 112) G Wes Martin (WAS, 131)

YEAR	5TH ROUND 7	6TH ROUND 8	7TH ROUND 6	FREE AGENT 37
2006				T Donald Penn (MIN)
2009				LS Nick Sundberg (CAR)
2011				
2012	CB Josh Norman (CAR, 143)			QB Case Keenum (HOU)
2013	RB Chris Thompson (WAS, 154)	K Dustin Hopkins (BUF, 177)		P Tress Way (CHI)
2014		LB Marquis Flowers (CIN, 212)		G Zac Kerin (MIN)
2015			T Corey Robinson (DET, 240)	CB Quinton Dunbar (WAS) CB Deshazor Everett (TB)
2016	DL Matt Ioannidis (WAS, 152)			TE J.P. Holtz (CLE) RB Byron Marshall (PHI) LB Cassanova McKinzy (TB) QB Josh Woodrum
2017	TE Jeremy Sprinkle (WAS, 154)	C Chase Roullier (WAS, 199) DL Caleb Brantley (CLE, 185) WR Robert Davis (WAS, 209)	LB Josh Harvey-Clemons (WAS, 230)	G Tyler Catalina (WAS) DB Ashton Lampkin (KC)
2018	DL Tim Settle (WAS, 163)	LB Shaun Dion Hamilton (WAS, 205) CB Adonis Alexander (WAS, SD)	CB Greg Stroman (WAS, 241) WR Trey Quinn (WAS, 256)	C Casey Dunn (WAS) TE Matt Flanagan (WAS) LB Myles Humphrey (BAL) CB Danny Johnson (WAS) WR Darwin Kidsy (WAS) T Timon Parris (WAS) S Jeremy Reaves (PHI) WR Cam Sims (WAS) DL JoJo Wicker (DET) RB Shaun Wilson (TB)
2019	C Ross Pierschbacher (WAS, 153) LB Cole Holcomb (WAS, 173)	WR Kelvin Harmon (206)	CB Jimmy Moreland (227) LB Jordan Brailford (253)	LB Andrew Ankrah (WAS) DE Ryan Bee (WAS) LB B.J. Blunt (WAS)

ACTIVE ROSTER

Troy Apke	app-KEY
Andrew Ankrah	ank-RUH
Geron Christian, Sr.	JARE-en
Josh Doctson	DOCK-sun
Deshazor Everett	de-SHAY-zor
Derrius Guice	GICE (rhymes with 'Dice')
Shaun Dion Hamilton	Shawn DEE-on
Matt Ioannidis	eye-an-NYE-dis
Austin Maloata	MAH-lo-AH-tah
Terry McLaurin	MICK-law-REN
Donald Parham	PAR-um
Daron Payne	duh-RON
Samaje Perine	sah-MAH-jay / PEE-rhine
Ross Pierschbacher	Peersh-BAY-ker
T.J. Rahming Jr.	RA-ming
Chase Roullier	ROO-lee-ay
Brandon Scherff	SCHER-eff

COACHING STAFF

Brian Angelichio	an-juh-LEEK-o
Nate Kaczor	Kat-SIR
Kavan Latham	kuh-VON
Greg Manusky	man-US-key
Jim Tomsula	tom-SOO-luh

2019 WASHINGTON REDSKINS TRANSACTIONS

(FULL LIST)

NO.	DATE	POS	FIRST	LAST	NAME	FULL	TRANSACTION
1	January 2	WR	Tre	McBride	Tre McBride	McBride, Tre	Signed Reserve/Future Contract
2	January 3	RB	Russell	Hansbrough	Russell Hansbrough	Hansbrough, Russell	Signed Reserve/Future Contract
3	January 4	T	Darius	James	Darius James	James, Darius	Signed Reserve/Future Contract
4	January 7	WR	Carlos	Henderson	Carlos Henderson	Henderson, Carlos	Waived
5	January 7	WR	ArDarius	Stewart	ArDarius Stewart	Stewart, ArDarius	Waived
6	January 19		Nate	Kaczor	Nate Kaczor	Kaczor, Nate	Named Special Teams Coordinator
7	January 25		Ray	Horton	Ray Horton	Horton, Ray	Named Defensive Back Coach
8	January 25		Brian	Angelichio	Brian Angelichio	Angelichio, Brian	Named Tight Ends Coach
9	January 29		Kevin	O'Connell	Kevin O'Connell	O'Connell, Kevin	Promoted to Offensive Coordinator
10	January 29		Matt	Cavanaugh	Matt Cavanaugh	Cavanaugh, Matt	Named Senior Offensive Assistant
11	January 30		Rob	Ryan	Rob Ryan	Ryan, Rob	Named Inside Linebackers Coach
12	February 8		Tim	Rattay	Tim Rattay	Rattay, Tim	Named Quarterbacks Coach
13	March 13	QB	Case	Keenum	Case Keenum	Keenum, Case	Acquired from Denver via Trade
14	March 13	LB	Zach	Brown	Zach Brown	Brown, Zach	Released
15	March 13	DL	Stacy	McGee	Stacy McGee	McGee, Stacy	Released
16	March 14	S	Landon	Collins	Landon Collins	Collins, Landon	Signed as Unrestricted Free Agent
17	March 15	DB	Dominique	Rodgers-Cromartie	Dominique Rodgers-Cromartie	Rodgers-Cromartie, Dominique	Signed as Free Agent
18	March 18	RB	Adrian	Peterson	Adrian Peterson	Peterson, Adrian	Re-signed
19	March 18	T	Ereck	Flowers	Ereck Flowers	Flowers, Ereck	Signed as Free Agent
20	March 19	WR	Brian	Quick	Brian Quick	Quick, Brian	Signed as Free Agent
21	March 19	OL	Zac	Kerin	Zac Kerin	Kerin, Zac	Signed as Unrestricted Free Agent
22	April 8	LB	Andrew	Ankrah	Andrew Ankrah	Ankrah, Andrew	Signed as Free Agent
23	April 8	G	Salesi	Uhatafe	Salesi Uhatafe	Uhatafe, Salesi	Signed as Free Agent
24	April 11	LB	DeMarquis	Gates	DeMarquis Gates	Gates, DeMarquis	Signed as Free Agent
25	April 18	DL	Matt	Ioannidis	Matt Ioannidis	Ioannidis, Matt	Signed Multi-Year Contract Extension
26	April 18	QB	Josh	Woodrum	Josh Woodrum	Woodrum, Josh	Signed as Free Agent
27	April 24	OL	Tony	Bergstrom	Tony Bergstrom	Bergstrom, Tony	Re-signed
28	April 25	QB	Dwayne	Haskins	Dwayne Haskins	Haskins, Dwayne	Draft Selection (Round 1, No. 15 Overall)
29	April 25	LB	Montez	Sweat	Montez Sweat	Sweat, Montez	Draft Selection (Round 1, No. 26 Overall)
30	April 26	WR	Terry	McLaurin	Terry McLaurin	McLaurin, Terry	Draft Selection (Round 3, No. 76 Overall)
31	April 27	RB	Bryce	Love	Bryce Love	Love, Bryce	Draft Selection (Round 4, No. 112 Overall)
32	April 27	G	Wes	Martin	Wes Martin	Martin, Wes	Draft Selection (Round 4, No. 131 Overall)
33	April 27	C	Ross	Pierschbacher	Ross Pierschbacher	Pierschbacher, Ross	Draft Selection (Round 5, No. 153 Overall)
34	April 27	LB	Cole	Holcomb	Cole Holcomb	Holcomb, Cole	Draft Selection (Round 5, No. 173 Overall)
35	April 27	WR	Kelvin	Harmon	Kelvin Harmon	Harmon, Kelvin	Draft Selection (Round 6, No. 206 Overall)
36	April 27	CB	Jimmy	Moreland	Jimmy Moreland	Moreland, Jimmy	Draft Selection (Round 7, No. 227 Overall)
37	April 27	LB	Jordan	Brailford	Jordan Brailford	Brailford, Jordan	Draft Selection (Round 7, No. 253 Overall)
38	April 30	DB	Alex	Carter	Alex Carter	Carter, Alex	Waived
39	April 30	G	Kyle	Fuller	Kyle Fuller	Fuller, Kyle	Waived
40	April 30	T	Darius	James	Darius James	James, Darius	Waived
41	April 30	WR	Tre	McBride	Tre McBride	McBride, Tre	Waived
42	April 30	DB	Harlan	Miller	Harlan Miller	Miller, Harlan	Waived
43	April 30	G	Salesi	Uhatafe	Salesi Uhatafe	Uhatafe, Salesi	Waived
44	April 30	DE	Ryan	Bee	Ryan Bee	Bee, Ryan	Signed as College Free Agent
45	April 30	LB	B.J.	Blunt	B.J. Blunt	Blunt, B.J.	Signed as College Free Agent
46	April 30	T	Juwann	Bushell-Beatty	Juwann Bushell-Beatty	Bushell-Beatty, Juwann	Signed as College Free Agent
47	April 30	TE	Elkanah	Dillon	Elkanah Dillon	Dillon, Elkanah	Signed as College Free Agent
48	April 30	S	JoJo	McIntosh	JoJo McIntosh	McIntosh, JoJo	Signed as College Free Agent
49	April 30	T	Chidi	Okeke	Chidi Okeke	Okeke, Chidi	Signed as College Free Agent
50	April 30	WR	T.J.	Rahming	T.J. Rahming	Rahming, T.J.	Signed as College Free Agent
51	April 30	WR	Steven	Sims Jr.	Steven Sims Jr.	Sims Jr., Steven	Signed as College Free Agent
52	May 9	QB	Dwayne	Haskins	Dwayne Haskins	Haskins, Dwayne	Signed Contract
53	May 9	RB	Bryce	Love	Bryce Love	Love, Bryce	Signed Contract
54	May 9	G	Wes	Martin	Wes Martin	Martin, Wes	Signed Contract
55	May 9	C	Ross	Pierschbacher	Ross Pierschbacher	Pierschbacher, Ross	Signed Contract
56	May 9	LB	Cole	Holcomb	Cole Holcomb	Holcomb, Cole	Signed Contract
57	May 9	WR	Kelvin	Harmon	Kelvin Harmon	Harmon, Kelvin	Signed Contract
58	May 9	CB	Jimmy	Moreland	Jimmy Moreland	Moreland, Jimmy	Signed Contract
59	May 9	LB	Jordan	Brailford	Jordan Brailford	Brailford, Jordan	Signed Contract
60	May 10	TE	Elkanah	Dillon	Elkanah Dillon	Dillon, Elkanah	Waived
61	May 13	DE	Jonathan	Bonner	Jonathan Bonner	Bonner, Jonathan	Signed as College Free Agent
62	May 13	G	Jerald	Foster	Jerald Foster	Foster, Jerald	Signed as College Free Agent
63	May 13	DB	Deion	Harris	Deion Harris	Harris, Deion	Signed as College Free Agent
64	May 13	DL	Austin	Maloata	Austin Maloata	Maloata, Austin	Signed as College Free Agent
65	May 13	RB	Craig	Reynolds	Craig Reynolds	Reynolds, Craig	Signed as College Free Agent
66	May 13	RB	Russell	Hansbrough	Russell Hansbrough	Hansbrough, Russell	Waived
67	May 13	DB	Joshua	Holsey	Joshua Holsey	Holsey, Joshua	Waived
68	May 13	T	Roubbens	Joseph	Roubbens Joseph	Joseph, Roubbens	Waived
69	May 22	LB	Reuben	Foster	Reuben Foster	Foster, Reuben	Placed on Reserve/Injured List
70	May 22	LB	Jon	Bostic	Jon Bostic	Bostic, Jon	Signed as Free Agent
71	May 23	T	Chidi	Okeke	Chidi Okeke	Okeke, Chidi	Waived
72	May 23	T	Adam	Bisnowaty	Adam Bisnowaty	Bisnowaty, Adam	Signed as Free Agent
73	May 28	T	Adam	Bisnowaty	Adam Bisnowaty	Bisnowaty, Adam	Waived
74	May 28	T	Juwann	Bushell-Beatty	Juwann Bushell-Beatty	Bushell-Beatty, Juwann	Waived
75	May 28	T	Brian	Wallace	Brian Wallace	Wallace, Brian	Signed as Free Agent
76	May 28	T	Jylan	Ware	Jylan Ware	Ware, Jylan	Signed as Free Agent
77	May 29	LB	Montez	Sweat	Montez Sweat	Sweat, Montez	Signed Contract
78	May 30	T	Jylan	Ware	Jylan Ware	Ware, Jylan	Waived
79	June 3	T	Blake	Hance	Blake Hance	Hance, Blake	Signed as Free Agent
80	June 6	WR	Terry	McLaurin	Terry McLaurin	McLaurin, Terry	Signed Contract
81	June 6	TE	Manasseh	Garner	Manasseh Garner	Garner, Manasseh	Waived
82	June 7	TE	Donald	Parham	Donald Parham	Parham, Donald	Signed as Free Agent
83	June 11	LB	DeMarquis	Gates	DeMarquis Gates	Gates, DeMarquis	Waived
84	June 11	CB	Ashton	Lampkin	Ashton Lampkin	Lampkin, Ashton	Signed as Free Agent
85	July 23	LB	Mason	Foster	Mason Foster	Foster, Mason	Released
86	July 24	LB	Jordan	Brailford	Jordan Brailford	Brailford, Jordan	Placed on Active/Physically Unable to Perform List
87	July 24	CB	Danny	Johnson	Danny Johnson	Johnson, Danny	Placed on Active/Physically Unable to Perform List
88	July 24	QB	Alex	Smith	Alex Smith	Smith, Alex	Placed on Active/Physically Unable to Perform List
89	July 24	RB	Bryce	Love	Bryce Love	Love, Bryce	Placed on Active/Non-Football Injury List
90	July 25	T	Brian	Wallace	Brian Wallace	Wallace, Brian	Waived
91	July 25	RB	Shaun	Wilson	Shaun Wilson	Wilson, Shaun	Signed as Free Agent
92	July 26	LB	Myles	Humphrey	Myles Humphrey	Humphrey, Myles	Signed as Free Agent
93	July 27	T	Corey	Robinson	Corey Robinson	Robinson, Corey	Signed as Free Agent

2019 WASHINGTON REDSKINS TRANSACTIONS**(FULL LIST)**

				NAME	FULL	
94	July 27	T	Trent	Williams	Trent Williams	Williams, Trent
95	July 31	C	Casey	Dunn	Casey Dunn	Dunn, Casey
96	July 31	G	Tyler	Catalina	Tyler Catalina	Catalina, Tyler
97	July 31	T	Donald	Penn	Donald Penn	Penn, Donald
98	July 31	G	Hugh	Thornton	Hugh Thornton	Thornton, Hugh
99	August 1	FB	Elijah	Wellman	Elijah Wellman	Wellman, Elijah
100	August 1	LB	Garrett	Sickels	Garrett Sickels	Sickels, Garrett
101	August 2	LS	Andrew	East	Andrew East	East, Andrew
102	August 2	DB	D.J.	White	D.J. White	White, D.J.
103	August 3	LB	Jordan	Brailford	Jordan Brailford	Brailford, Jordan
						Placed on Reserve/Did Not Report List
						Waived/Designated as Injured
						Waived
						Signed as Free Agent
						Signed as Free Agent
						Waived
						Signed as Free Agent
						Waived
						Signed as Free Agent
						Waived
						Signed as Free Agent
						Activated off of Physically Unable to Perform List

2019 WASHINGTON REDSKINS TRANSACTIONS**(BY DATE)**

DATE	POS	NAME	TRANSACTION
January 2	WR	Tre McBride	Signed Reserve/Future Contract
January 3	RB	Russell Hansbrough	Signed Reserve/Future Contract
January 4	T	Darius James	Signed Reserve/Future Contract
January 7	WR	Carlos Henderson	Waived
January 7	WR	ArDarius Stewart	Waived
January 19		Nate Kaczor	Named Special Teams Coordinator
January 25		Ray Horton	Named Defensive Back Coach
January 25		Brian Angelichio	Named Tight Ends Coach
January 29		Kevin O'Connell	Promoted to Offensive Coordinator
January 29		Matt Cavanaugh	Named Senior Offensive Assistant
January 30		Rob Ryan	Named Inside Linebackers Coach
February 8		Tim Rattay	Named Quarterbacks Coach
March 13	QB	Case Keenum	Acquired from Denver via Trade
March 13	LB	Zach Brown	Released
March 13	DL	Stacy McGee	Released
March 14	S	Landon Collins	Signed as Unrestricted Free Agent
March 15	DB	Dominique Rodgers-Cromartie	Signed as Free Agent
March 18	RB	Adrian Peterson	Re-signed
March 18	T	Ereck Flowers	Signed as Free Agent
March 19	WR	Brian Quick	Signed as Free Agent
March 19	OL	Zac Kerin	Signed as Unrestricted Free Agent
April 8	LB	Andrew Ankrum	Signed as Free Agent
April 8	G	Salesi Uatafe	Signed as Free Agent
April 11	LB	DeMarquis Gates	Signed as Free Agent
April 18	DL	Matt Ioannidis	Signed Multi-Year Contract Extension
April 18	QB	Josh Woodrum	Signed as Free Agent
April 24	OL	Tony Bergstrom	Re-signed
April 25	QB	Dwayne Haskins	Draft Selection (Round 1, No. 15 Overall)
April 25	LB	Montez Sweat	Draft Selection (Round 1, No. 26 Overall)
April 26	WR	Terry McLaurin	Draft Selection (Round 3, No. 76 Overall)
April 27	RB	Bryce Love	Draft Selection (Round 4, No. 112 Overall)
April 27	G	Wes Martin	Draft Selection (Round 4, No. 131 Overall)
April 27	C	Ross Pierschbacher	Draft Selection (Round 5, No. 153 Overall)
April 27	LB	Cole Holcomb	Draft Selection (Round 5, No. 173 Overall)
April 27	WR	Kelvin Harmon	Draft Selection (Round 6, No. 206 Overall)
April 27	CB	Jimmy Moreland	Draft Selection (Round 7, No. 227 Overall)
April 27	LB	Jordan Brailford	Draft Selection (Round 7, No. 253 Overall)
April 30	DB	Alex Carter	Waived
April 30	G	Kyle Fuller	Waived
April 30	T	Darius James	Waived
April 30	WR	Tre McBride	Waived
April 30	DB	Harlan Miller	Waived
April 30	G	Salesi Uatafe	Waived
April 30	DE	Ryan Bee	Signed as College Free Agent
April 30	LB	B.J. Blunt	Signed as College Free Agent
April 30	T	Juwann Bushell-Beatty	Signed as College Free Agent
April 30	TE	Elkanah Dillon	Signed as College Free Agent
April 30	S	JoJo McIntosh	Signed as College Free Agent
April 30	T	Chidi Okeke	Signed as College Free Agent
April 30	WR	T.J. Rahming	Signed as College Free Agent
April 30	WR	Steven Sims Jr.	Signed as College Free Agent
May 9	QB	Dwayne Haskins	Signed Contract

2019 WASHINGTON REDSKINS TRANSACTIONS**(BY DATE)**

DATE	POS	NAME	TRANSACTION
May 9	RB	Bryce Love	Signed Contract
May 9	G	Wes Martin	Signed Contract
May 9	C	Ross Pierschbacher	Signed Contract
May 9	LB	Cole Holcomb	Signed Contract
May 9	WR	Kelvin Harmon	Signed Contract
May 9	CB	Jimmy Moreland	Signed Contract
May 9	LB	Jordan Brailford	Signed Contract
May 10	TE	Elkanah Dillon	Waived
May 13	DE	Jonathan Bonner	Signed as College Free Agent
May 13	G	Jerald Foster	Signed as College Free Agent
May 13	DB	Deion Harris	Signed as College Free Agent
May 13	DL	Austin Maloata	Signed as College Free Agent
May 13	RB	Craig Reynolds	Signed as College Free Agent
May 13	RB	Russell Hansbrough	Waived
May 13	DB	Joshua Holsey	Waived
May 13	T	Roubbens Joseph	Waived
May 22	LB	Reuben Foster	Placed on Reserve/Injured List
May 22	LB	Jon Bostic	Signed as Free Agent
May 23	T	Chidi Okeke	Waived
May 23	T	Adam Bisnowaty	Signed as Free Agent
May 28	T	Adam Bisnowaty	Waived
May 28	T	Juwann Bushell-Beatty	Waived
May 28	T	Brian Wallace	Signed as Free Agent
May 28	T	Jylan Ware	Signed as Free Agent
May 29	LB	Montez Sweat	Signed Contract
May 30	T	Jylan Ware	Waived
June 3	T	Blake Hance	Signed as Free Agent
June 6	WR	Terry McLaurin	Signed Contract
June 6	TE	Manasseh Garner	Waived
June 7	TE	Donald Parham	Signed as Free Agent
June 11	LB	DeMarquis Gates	Waived
June 11	CB	Ashton Lampkin	Signed as Free Agent
July 23	LB	Mason Foster	Released
July 24	LB	Jordan Brailford	Placed on Active/Physically Unable to Perform List
July 24	CB	Danny Johnson	Placed on Active/Physically Unable to Perform List
July 24	QB	Alex Smith	Placed on Active/Physically Unable to Perform List
July 24	RB	Bryce Love	Placed on Active/Non-Football Injury List
July 25	T	Brian Wallace	Waived
July 25	RB	Shaun Wilson	Signed as Free Agent
July 26	LB	Myles Humphrey	Signed as Free Agent
July 27	T	Corey Robinson	Signed as Free Agent
July 27	T	Trent Williams	Placed on Reserve/Did Not Report List
July 31	C	Casey Dunn	Waived/Designated as Injured
July 31	G	Tyler Catalina	Waived
July 31	T	Donald Penn	Signed as Free Agent
July 31	G	Hugh Thornton	Signed as Free Agent
August 1	FB	Elijah Wellman	Waived
August 1	LB	Garrett Sickels	Signed as Free Agent
August 2	LS	Andrew East	Waived
August 2	DB	D.J. White	Signed as Free Agent
August 3	LB	Jordan Brailford	Activated off of Physically Unable to Perform List

2019 WASHINGTON REDSKINS TRANSACTIONS
(BY NAME)

No.	FULL	POS	TRANSACTION	DATE
8	Angelichio, Brian		Named Tight Ends Coach	January 25
22	Ankrah, Andrew	LB	Signed as Free Agent	April 8
44	Bee, Ryan	DE	Signed as College Free Agent	April 30
27	Bergstrom, Tony	OL	Re-signed	April 24
72	Bisnowaty, Adam	T	Signed as Free Agent	May 23
73	Bisnowaty, Adam	T	Waived	May 28
45	Blunt, B.J.	LB	Signed as College Free Agent	April 30
61	Bonner, Jonathan	DE	Signed as College Free Agent	May 13
70	Bostic, Jon	LB	Signed as Free Agent	May 22
37	Brailford, Jordan	LB	Draft Selection (Round 7, No. 253 Overall)	April 27
59	Brailford, Jordan	LB	Signed Contract	May 9
86	Brailford, Jordan	LB	Placed on Active/Physically Unable to Perform List	July 24
103	Brailford, Jordan	LB	Activated off of Physically Unable to Perform List	August 3
14	Brown, Zach	LB	Released	March 13
46	Bushell-Beatty, Juwann	T	Signed as College Free Agent	April 30
74	Bushell-Beatty, Juwann	T	Waived	May 28
38	Carter, Alex	DB	Waived	April 30
96	Catalina, Tyler	G	Waived	July 31
10	Cavanaugh, Matt		Named Senior Offensive Assistant	January 29
16	Collins, Landon	S	Signed as Unrestricted Free Agent	March 14
47	Dillon, Elkanah	TE	Signed as College Free Agent	April 30
60	Dillon, Elkanah	TE	Waived	May 10
95	Dunn, Casey	C	Waived/Designated as Injured	July 31
101	East, Andrew	LS	Waived	August 2
19	Flowers, Ereck	T	Signed as Free Agent	March 18
62	Foster, Jerald	G	Signed as College Free Agent	May 13
85	Foster, Mason	LB	Released	July 23
69	Foster, Reuben	LB	Placed on Reserve/Injured List	May 22
39	Fuller, Kyle	G	Waived	April 30
81	Garner, Manasseh	TE	Waived	June 6
24	Gates, DeMarquis	LB	Signed as Free Agent	April 11
83	Gates, DeMarquis	LB	Waived	June 11
79	Hance, Blake	T	Signed as Free Agent	June 3
2	Hansbrough, Russell	RB	Signed Reserve/Future Contract	January 3
66	Hansbrough, Russell	RB	Waived	May 13
35	Harmon, Kelvin	WR	Draft Selection (Round 6, No. 206 Overall)	April 27
57	Harmon, Kelvin	WR	Signed Contract	May 9
63	Harris, Deion	DB	Signed as College Free Agent	May 13
28	Haskins, Dwayne	QB	Draft Selection (Round 1, No. 15 Overall)	April 25
52	Haskins, Dwayne	QB	Signed Contract	May 9
4	Henderson, Carlos	WR	Waived	January 7
34	Holcomb, Cole	LB	Draft Selection (Round 5, No. 173 Overall)	April 27
56	Holcomb, Cole	LB	Signed Contract	May 9
67	Holsey, Joshua	DB	Waived	May 13
7	Horton, Ray		Named Defensive Back Coach	January 25
25	Ioannidis, Matt	DL	Signed Multi-Year Contract Extension	April 18
3	James, Darius	T	Signed Reserve/Future Contract	January 4
40	James, Darius	T	Waived	April 30
87	Johnson, Danny	CB	Placed on Active/Physically Unable to Perform List	July 24
68	Joseph, Roubbens	T	Waived	May 13
6	Kaczor, Nate		Named Special Teams Coordinator	January 19
13	Keenum, Case	QB	Acquired from Denver via Trade	March 13
21	Kerin, Zac	OL	Signed as Unrestricted Free Agent	March 19
84	Lampkin, Ashton	CB	Signed as Free Agent	June 11
31	Love, Bryce	RB	Draft Selection (Round 4, No. 112 Overall)	April 27
53	Love, Bryce	RB	Signed Contract	May 9
89	Love, Bryce	RB	Placed on Active/Non-Football Injury List	July 24
64	Maloata, Austin	DL	Signed as College Free Agent	May 13
32	Martin, Wes	G	Draft Selection (Round 4, No. 131 Overall)	April 27
54	Martin, Wes	G	Signed Contract	May 9
1	McBride, Tre	WR	Signed Reserve/Future Contract	January 2
41	McBride, Tre	WR	Waived	April 30
15	McGee, Stacy	DL	Released	March 13
48	McIntosh, JoJo	S	Signed as College Free Agent	April 30
30	McLaurin, Terry	WR	Draft Selection (Round 3, No. 76 Overall)	April 26
80	McLaurin, Terry	WR	Signed Contract	June 6
42	Miller, Harlan	DB	Waived	April 30
36	Moreland, Jimmy	CB	Draft Selection (Round 7, No. 227 Overall)	April 27
58	Moreland, Jimmy	CB	Signed Contract	May 9
9	O'Connell, Kevin		Promoted to Offensive Coordinator	January 29
49	Okeke, Chidi	T	Signed as College Free Agent	April 30
71	Okeke, Chidi	T	Waived	May 23
82	Parham, Donald	TE	Signed as Free Agent	June 7
97	Penn, Donald	T	Signed as Free Agent	July 31
18	Peterson, Adrian	RB	Re-signed	March 18
33	Pierschbacher, Ross	C	Draft Selection (Round 5, No. 153 Overall)	April 27
55	Pierschbacher, Ross	C	Signed Contract	May 9
20	Quick, Brian	WR	Signed as Free Agent	March 19
50	Rahming, T.J.	WR	Signed as College Free Agent	April 30
12	Rattay, Tim	O	Named Quarterbacks Coach	February 8
65	Reynolds, Craig	RB	Signed as College Free Agent	May 13
93	Robinson, Corey	T	Signed as Free Agent	July 27
17	Rodgers-Cromartie, Dominique	DB	Signed as Free Agent	March 15
11	Ryan, Rob		Named Inside Linebackers Coach	January 30
100	Sickels, Garrett	LB	Signed as Free Agent	August 1
51	Sims Jr., Steven	WR	Signed as College Free Agent	April 30
88	Smith, Alex	QB	Placed on Active/Physically Unable to Perform List	July 24
5	Stewart, ArDarius		Waived	January 7
29	Sweat, Montez	LB	Draft Selection (Round 1, No. 26 Overall)	April 25
77	Sweat, Montez	LB	Signed Contract	May 29

2019 WASHINGTON REDSKINS TRANSACTIONS
(BY NAME)

No.	FULL	POS	TRANSACTION	DATE
98	Thornton, Hugh	G	Signed as Free Agent	July 31
23	Uhatafe, Salesi	G	Signed as Free Agent	April 8
43	Uhatafe, Salesi	G	Waived	April 30
75	Wallace, Brian	T	Signed as Free Agent	May 28
90	Wallace, Brian	T	Waived	July 25
76	Ware, Jylan	T	Signed as Free Agent	May 28
78	Ware, Jylan	T	Waived	May 30
99	Wellman, Elijah	FB	Waived	August 1
102	White, D.J.	DB	Signed as Free Agent	August 2
91	Wilson, Shaun	RB	Signed as Free Agent	July 25
94	Williams, Trent	T	Placed on Reserve/Did Not Report List	July 27
26	Woodrum, Josh	QB	Signed as Free Agent	April 18

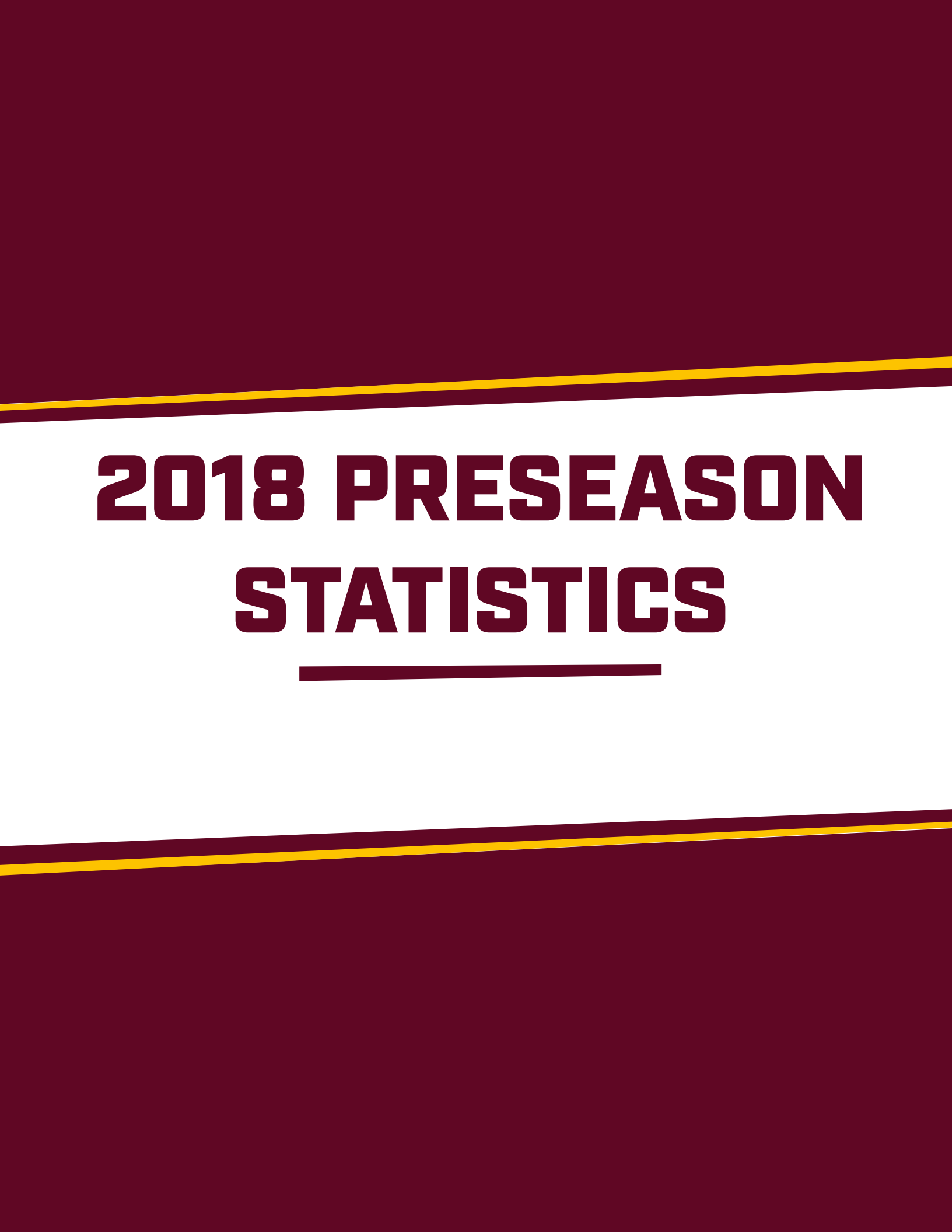
2019 WASHINGTON REDSKINS TRANSACTIONS**(BY POSITION)**

No.	FULL	POS	TRANSACTION	DATE
QUARTERBACKS				
13	Case Keenum	QB	Acquired from Denver via Trade	March 13
26	Josh Woodrum	QB	Signed as Free Agent	April 18
28	Dwayne Haskins	QB	Draft Selection (Round 1, No. 15 Overall)	April 25
52	Dwayne Haskins	QB	Signed Contract	May 9
88	Alex Smith	QB	Placed on Active/Physically Unable to Perform List	July 24
RUNNING BACKS/FULLBACKS				
2	Russell Hansbrough	RB	Signed Reserve/Future Contract	January 3
18	Adrian Peterson	RB	Re-signed	March 18
31	Bryce Love	RB	Draft Selection (Round 4, No. 112 Overall)	April 27
53	Bryce Love	RB	Signed Contract	May 9
65	Craig Reynolds	RB	Signed as College Free Agent	May 13
66	Russell Hansbrough	RB	Waived	May 13
89	Bryce Love	RB	Placed on Active/Non-Football Injury List	July 24
91	Shaun Wilson	RB	Signed as Free Agent	July 25
99	Elijah Wellman	FB	Waived	August 1
WIDE RECEIVERS				
1	Tre McBride	WR	Signed Reserve/Future Contract	January 2
4	Carlos Henderson	WR	Waived	January 7
5	ArDarius Stewart	WR	Waived	January 7
20	Brian Quick	WR	Signed as Free Agent	March 19
30	Terry McLaurin	WR	Draft Selection (Round 3, No. 76 Overall)	April 26
35	Kelvin Harmon	WR	Draft Selection (Round 6, No. 206 Overall)	April 27
41	Tre McBride	WR	Waived	April 30
50	T.J. Rahming	WR	Signed as College Free Agent	April 30
51	Steven Sims Jr.	WR	Signed as College Free Agent	April 30
57	Kelvin Harmon	WR	Signed Contract	May 9
80	Terry McLaurin	WR	Signed Contract	June 6
TIGHT ENDS				
47	Elkanah Dillon	TE	Signed as College Free Agent	April 30
60	Elkanah Dillon	TE	Waived	May 10
81	Manasseh Garner	TE	Waived	June 6
82	Donald Parham	TE	Signed as Free Agent	June 7
OFFENSIVE LINE				
3	Darius James	T	Signed Reserve/Future Contract	January 4
19	Ereck Flowers	T	Signed as Free Agent	March 18
21	Zac Kerin	OL	Signed as Unrestricted Free Agent	March 19
23	Salesi Uhatafe	G	Signed as Free Agent	April 8
27	Tony Bergstrom	OL	Re-signed	April 24
33	Ross Pierschbacher	C	Draft Selection (Round 5, No. 153 Overall)	April 27
32	Wes Martin	G	Draft Selection (Round 4, No. 131 Overall)	April 27
39	Kyle Fuller	G	Waived	April 30
43	Salesi Uhatafe	G	Waived	April 30
46	Juwann Bushell-Beatty	T	Signed as College Free Agent	April 30
49	Chidi Okeke	T	Signed as College Free Agent	April 30
54	Wes Martin	G	Signed Contract	May 9
55	Ross Pierschbacher	C	Signed Contract	May 9
68	Roubbens Joseph	T	Waived	May 13
71	Chidi Okeke	T	Waived	May 23
72	Adam Bisnowaty	T	Signed as Free Agent	May 23
73	Adam Bisnowaty	T	Waived	May 28
74	Juwann Bushell-Beatty	T	Waived	May 28
75	Brian Wallace	T	Signed as Free Agent	May 28
76	Jylan Ware	T	Signed as Free Agent	May 28
78	Jylan Ware	T	Waived	May 30
79	Blake Hance	T	Signed as Free Agent	June 3
90	Brian Wallace	T	Waived	July 25

2019 WASHINGTON REDSKINS TRANSACTIONS

(BY POSITION)

No.	FULL	POS	TRANSACTION	DATE
93	Corey Robinson	T	Signed as Free Agent	July 27
94	Trent Williams	T	Placed on Reserve/Did Not Report List	July 27
95	Casey Dunn	C	Waived/Designated as Injured	July 31
96	Tyler Catalina	G	Waived	July 31
97	Donald Penn	T	Signed as Free Agent	July 31
98	Hugh Thornton	G	Signed as Free Agent	July 31
DEFENSIVE LINE				
15	Stacy McGee	DL	Released	March 13
25	Matt Ioannidis	DL	Signed Multi-Year Contract Extension	April 18
44	Ryan Bee	DE	Signed as College Free Agent	April 30
64	Austin Maloata	DL	Signed as College Free Agent	May 13
LINEBACKERS				
14	Zach Brown	LB	Released	March 13
22	Andrew Ankrah	LB	Signed as Free Agent	April 8
24	DeMarquis Gates	LB	Signed as Free Agent	April 11
29	Montez Sweat	LB	Draft Selection (Round 1, No. 26 Overall)	April 25
34	Cole Holcomb	LB	Draft Selection (Round 5, No. 173 Overall)	April 27
37	Jordan Brailford	LB	Draft Selection (Round 7, No. 253 Overall)	April 27
45	B.J. Blunt	LB	Signed as College Free Agent	April 30
56	Cole Holcomb	LB	Signed Contract	May 9
59	Jordan Brailford	LB	Signed Contract	May 9
69	Reuben Foster	LB	Placed on Reserve/Injured List	May 22
70	Jon Bostic	LB	Signed as Free Agent	May 22
77	Montez Sweat	LB	Signed Contract	May 29
83	DeMarquis Gates	LB	Waived	June 11
100	Garrett Sickels	LB	Signed as Free Agent	August 1
103	Jordan Brailford	LB	Activated off of Physically Unable to Perform List	August 3
DEFENSIVE BACKS				
16	Landon Collins	S	Signed as Unrestricted Free Agent	March 14
17	Dominique Rodgers-Cromartie	DB	Signed as Free Agent	March 15
36	Jimmy Moreland	CB	Draft Selection (Round 7, No. 227 Overall)	April 27
38	Alex Carter	DB	Waived	April 30
42	Harlan Miller	DB	Waived	April 30
48	JoJo McIntosh	S	Signed as College Free Agent	April 30
58	Jimmy Moreland	CB	Signed Contract	May 9
63	Deion Harris	DB	Signed as College Free Agent	May 13
67	Joshua Holsey	DB	Waived	May 13
84	Ashton Lampkin	CB	Signed as Free Agent	June 11
87	Danny Johnson	CB	Placed on Active/Physically Unable to Perform List	July 24
102	D.J. White	DB	Signed as Free Agent	August 2
SPECIALISTS				
101	Andrew East		Waived	August 2
COACHES				
8	Brian Angelichio		Named Tight Ends Coach	January 25
10	Matt Cavanaugh		Named Senior Offensive Assistant	January 29
7	Ray Horton		Named Defensive Back Coach	January 25
6	Nate Kaczor		Named Special Teams Coordinator	January 19
9	Kevin O'Connell		Promoted to Offensive Coordinator	January 29
12	Tim Rattay		Named Quarterbacks Coach	February 8
11	Rob Ryan		Named Inside Linebackers Coach	January 30



2018 PRESEASON STATISTICS

2018 WASHINGTON REDSKINS PRESEASON STATISTICS

WON 1, LOST 3										* RUSHING					No.	Yds	Avg		Long	TD						
08/09	L	17-26	at New England		65,878		Bibbs			13	106	8.2	41	0												
08/16	W	15-13	N.Y. Jets		43,380		Kelley			30	91	3.0	12	0												
08/24	L	17-29	Denver		50,000		Perine			15	91	6.1	30	0												
08/30	L	20-30	at Baltimore		70,028		Peterson			11	56	5.1	15	0												
					WAS	OPP	Carter			7	45	6.4	33	0												
TOTAL FIRST DOWNS					75	76	D. Smith			7	42	6.0	20	0												
Rushing					19	34	Guice			6	19	3.2	6	0												
Passing					42	38	McCoy			2	19	9.5	14	0												
Penalty					14	4	Hogan			5	16	3.2	11	0												
3rd Down: Made/Att					13/48	19/50	Marshall			4	3	0.8	5	0												
3rd Down Pct.					27.1	38.0	A. Smith			1	2	2.0	2	0												
4th Down: Made/Att					2/5	3/4	Cobbs			1	-7	-7.0	-7	0												
4th Down Pct.					40.0	75.0	TEAM			102	483	4.7	41	0												
POSSESSION AVG.					28:45	31:15	OPPONENTS			125	530	4.2	32	6												
TOTAL NET YARDS					1305	1255	* RECEIVING					No.	Yds	Avg		Long	TD									
Avg. Per Game					326.3	313.8	Bibbs					13	119	9.2	29	0										
Total Plays					237	245	Kidsy					10	122	12.2	40	1										
Avg. Per Play					5.5	5.1	Cobbs					7	109	15.6	38	1										
NET YARDS RUSHING					483	530	Quinn					7	81	11.6	33	0										
Avg. Per Game					120.8	132.5	Sims					5	131	26.2	57	0										
Total Rushes					102	125	Flanagan					5	32	6.4	8	0										
NET YARDS PASSING					822	725	Richardson					3	39	13.0	21	0										
Avg. Per Game					205.5	181.3	R. Davis					3	35	11.7	20	0										
Sacked/Yards Lost					12/69	7/35	Kelley					3	27	9.0	13	0										
Gross Yards					891	760	Harris					3	22	7.3	11	1										
Att./Completions					123/78	113/70	Fields					3	14	4.7	5	0										
Completion Pct.					63.4	61.9	Marshall					2	28	14.0	25t	1										
Had Intercepted					3	3	Wellman					2	20	10.0	11	0										
PUNTS/AVERAGE					18/48.4	17/48.5	V. Davis					2	18	9.0	16	0										
NET PUNTING AVG.					18/45.1	17/41.5	Quick					2	17	8.5	13	1										
PENALTIES/YARDS					28/218	26/239	Holtz					2	11	5.5	6t	1										
FUMBLES/BALL LOST					3/2	2/1	Sprinkle					2	6	3.0	6	0										
TOUCHDOWNS					7	9	D. Smith					1	28	28.0	28t	1										
Rushing					0	6	Garner					1	16	16.0	16	0										
Passing					7	2	Doctson					1	11	11.0	11	0										
Returns					0	1	Hudson					1	5	5.0	5	0										
* SCORE BY PERIODS					Q1	Q2	Q3	Q4	OT	PTS	TEAM					78	891	11.4	57	7						
TEAM					16	20	10	23	0	69	OPPONENTS					70	760	10.9	45	2						
OPPONENTS					17	19	27	35	0	98	* INTERCEPTIONS					No.	Yds	Avg		Long	TD					
* SCORING					TD-Ru-Pa-Rt			K-PAT		FG S		PTS	Texada					1	21	21.0	21	0				
Hopkins					0	0	0	0	6/ 6	7/ 9	0	27	Apke					1	4	4.0	4	0				
Cobbs					1	0	1	0			0	6	Iworah					1	0	0.0	0	0				
Harris					1	0	1	0			0	6	TEAM					3	25	8.3	21	0				
Holtz					1	0	1	0			0	6	OPPONENTS					3	86	28.7	39	1				
Kidsy					1	0	1	0			0	6	* PUNTING					No.	Yds	Avg		Net	TB	In	Lg	B
Marshall					1	0	1	0			0	6	Way					18	872	48.4	45.1	1	6	63	0	
Quick					1	0	1	0			0	6	TEAM					18	872	48.4	45.1	1	6	63	0	
D. Smith					1	0	1	0			0	6	OPPONENTS					17	825	48.5	41.5	1	4	65	0	
TEAM					7	0	7	0	6/ 6	7/ 9	0	69	* PUNT RETURNS					Ret	FC	Yds		Avg		Long	TD	
OPPONENTS					9	6	2	1	7/ 7	11/11	0	98	Quinn					5	0	39	7.8	22	0			
2-Pt Conv: TM 0-1, OPP 2-2															Johnson					2	0	14	7.0	10	0	
SACKS: Fernandez 2, Ioannidis 1, Lanier 1,															Stroman					2	2	27	13.5	20	0	
Payne 1, Robertson 1, P. Smith 1, TM 7,															Apke					1	0	0	0.0	0	0	
OPP 12															Harris					1	0	20	20.0	20	0	
FUM/LOST: Apke 1/0, Hogan 1/1, Perine 1/1															TEAM					11	2	100	9.1	22	0	
															OPPONENTS					8	5	41	5.1	11	0	
															* KICKOFF RETURNS					No.	Yds	Avg		Long	TD	
															Bibbs					2	34	17.0	17	0		
															Kidsy					2	29	14.5	18	0		
															Marshall					2	44	22.0	24	0		
															Stroman					2	30	15.0	17	0		
															Johnson					1	21	21.0	21	0		
															TEAM					9	158	17.6	24	0		
															OPPONENTS					8	150	18.8	25	0		
															* FIELD GOALS					1-19	20-29	30-39	40-49	50+		
															Hopkins					0/ 0	3/ 3	2/ 3	1/ 1	1/ 2		
															TEAM					0/ 0	3/ 3	2/ 3	1/ 1	1/ 2		
															OPPONENTS					0/ 0	2/ 2	4/ 4	1/ 1	4/ 4		
															Hopkins: (52G, 56N) (22G, 35G, 26G, 28G, 40G) (33G) (37N)											
															TM: (52G, 56N) (22G, 35G, 26G, 28G, 40G) (33G) (37N)											
															OPP: (52G) (36G, 21G) (50G, 45G, 34G, 56G, 34G) (35G, 56G, 21G)											
* PASSING					Att		Cmp	Yds	Cmp%	Yds/Att	TD	TD%	Int	Int%	Long	Sack/Lost	Rating									
Hogan					67	43	462	64.2	6.90	5	7.5	2	3.0	40	7/ 46	96.7										
McCoy					42	28	348	66.7	8.29	2	4.8	1	2.4	57	4/ 18	98.1										
A. Smith					14	7	81	50.0	5.79	0	0.0	0	0.0	21	1/ 5	67.9										
TEAM					123	78	891	63.4	7.24	7	5.7	3	2.4	57	12/ 69	93.9										
OPPONENTS					113	70	760	61.9	6.73	2	1.8	3	2.7	45	7/ 35	76.6										



REDSKINS STATISTICS

WASHINGTON REDSKINS / WEEK 17 / THROUGH SUNDAY, DECEMBER 30, 2018

WON 7, LOST 9							* RUSHING		No. Yds		Avg Long		TD	
09/09	W	24-	6	at Arizona	61,613	Peterson	251	1042	4.2	90t	7			
09/16	L	9-21		Indianapolis	57,013	Thompson	43	178	4.1	16	0			
09/23	W	31-17		Green Bay	59,827	A. Smith	41	168	4.1	22	1			
10/08	L	19-43		at New Orleans	73,028	J. Johnson	23	120	5.2	16	1			
10/14	W	23-17		Carolina	60,482	Bibbs TM	20	101	5.1	15	3			
10/21	W	20-17		Dallas	66,301	McCoy	10	63	6.3	15	0			
10/28	W	20-13		at N.Y. Giants	77,537	Perine	8	32	4.0	11	0			
11/04	L	14-38		Atlanta	62,386	Crowder	4	30	7.5	25	0			
11/11	W	16- 3		at Tampa Bay	52,667	Harris	2	10	5.0	6	0			
11/18	L	21-23		Houston	61,593	Marshall	3	9	3.0	4	0			
11/22	L	23-31		at Dallas	92,076	Richardson	2	9	4.5	7	0			
12/03	L	13-28		at Philadelphia	69,696	Kelley	4	8	2.0	6	0			
12/09	L	16-40		N.Y. Giants	57,437	Sanchez	1	8	8.0	8	0			
12/16	W	16-13		at Jacksonville	67,577	Quinn	1	0	0.0	0	0			
12/22	L	16-25		at Tennessee	60,746	Chesson	1	-4	-4.0	-4	0			
12/30	L	0-24		Philadelphia	63,188	TEAM	414	1774	4.3	90t	12			
				Wash.	Opp.	OPPONENTS	413	1860	4.5	78t	12			
TOTAL FIRST DOWNS							280	330	* RECEIVING		No. Yds	Avg Long	TD	
Rushing							96	109	Reed	54	558	10.3	34	2
Passing							156	197	Doctson	44	532	12.1	32	2
Penalty							28	24	Thompson	41	268	6.5	23	1
3rd Down: Made/Att							75/206	86/196	Crowder	29	388	13.4	79t	2
3rd Down Pct.							36.4	43.9	Harris	28	304	10.9	42	0
4th Down: Made/Att							10/18	5/13	V. Davis	25	367	14.7	53t	2
4th Down Pct.							55.6	38.5	Richardson	20	262	13.1	46t	2
POSSESSION AVG.							29:38	30:22	Peterson	20	208	10.4	52	1
TOTAL NET YARDS							4795	5654	Bibbs TM	13	102	7.8	23t	1
Avg. Per Game							299.7	353.4	Floyd	10	100	10.0	20	1
Total Plays							967	996	Quinn	9	75	8.3	15	1
Avg. Per Play							5.0	5.7	Sprinkle	5	41	8.2	15	1
NET YARDS RUSHING							1774	1860	Marshall	4	30	7.5	17	0
Avg. Per Game							110.9	116.3	Quick	3	18	6.0	6	0
Total Rushes							414	413	Perine	3	5	1.7	8	0
NET YARDS PASSING							3021	3794	Flanagan	1	14	14.0	14	0
Avg. Per Game							188.8	237.1	Kidsy	1	8	8.0	8	0
Sacked/Yards Lost							44/266	46/297	Chesson	1	7	7.0	7	0
Gross Yards							3287	4091	TEAM	311	3287	10.6	79t	16
Att./Completions							509/311	537/362	OPPONENTS	362	4091	11.3	90t	27
Completion Pct.							61.1	67.4	* INTERCEPTIONS		No. Yds	Avg	Long	TD
Had Intercepted							15	15	Swearinger TM	4	33	8.3	22	0
PUNTS/AVERAGE							79/45.3	58/45.9	Norman	3	79	26.3	40	0
NET PUNTING AVG.							79/41.5	58/42.2	Clinton-Dix LG	3	25	8.3	24	0
PENALTIES/YARDS							115/1008	102/791	Dunbar	2	21	10.5	24	0
FUMBLES/BALL LOST							18/4	24/11	M. Foster	2	4	2.0	4	0
TOUCHDOWNS							29	43	Everett	1	24	24.0	24	0
Rushing							12	12	Stroman	1	23	23.0	23	0
Passing							16	27	Moreau	1	16	16.0	16	0
Returns							1	4	P. Smith	1	3	3.0	3	0
* SCORE BY PERIODS							Q1 Q2 Q3 Q4 OT PTS	TEAM	15	203	13.5	40	0	
TEAM							54 95 35 97 0 281	OPPONENTS	15	316	21.1	101t	3	
OPPONENTS							60 134 61 104 0 359	* PUNTING		No. Yds	Avg	Net TB	In Lg B	
* SCORING							TD-Ru-Pa-Rt K-PAT FG S PTS	Way	79	3581	45.3	41.5	0 41 63 0	
Hopkins							0 0 0 0 25/26 26/29 0 103	TEAM	79	3581	45.3	41.5	0 41 63 0	
Peterson							8 7 1 0 0 48	OPPONENTS	58	2660	45.9	42.2	5 22 72 0	
Bibbs TM							4 3 1 0 0 24	* PUNT RETURNS		Ret FC	Yds	Avg	Long	TD
V. Davis							2 0 2 0 0 14	Stroman	8	13	27	3.4	10	0
Crowder							2 0 2 0 0 12	Quinn	4	4	52	13.0	30	0
Doctson							2 0 2 0 0 12	Harris	3	3	11	3.7	6	0
Reed							2 0 2 0 0 12	Crowder	2	3	20	10.0	11	0
Richardson							2 0 2 0 0 12	TEAM	17	23	110	6.5	30	0
Floyd							1 0 1 0 0 8	OPPONENTS	31	26	303	9.8	74t	1
J. Johnson							1 1 0 0 0 6	* KICKOFF RETURNS		No. Yds	Avg	Long	TD	
Quinn							1 0 1 0 0 6	D. Johnson	12	283	23.6	44	0	
A. Smith							1 1 0 0 0 6	Marshall	6	114	19.0	28	0	
P. Smith							1 0 0 1 0 6	Stroman	6	110	18.3	23	0	
Sprinkle							1 0 1 0 0 6	Bibbs TM	3	57	19.0	20	0	
Thompson							1 0 1 0 0 6	Sprinkle	1	6	6.0	6	0	
TEAM							29 12 16 1 25/26 26/29 0 281	Thompson	1	0	0.0	0	0	
OPPONENTS							43 12 27 4 34/38 21/26 0 359	TEAM	29	570	19.7	44	0	
2-Pt Conv: V. Davis, Floyd, TM 2-3, OPP 2-4							OPPONENTS	13	295	22.7	31	0		
SACKS: Kerrigan 13, Allen 8, Ioannidis 7.5, Payne 5, P. Smith 4, Anderson 2, Hamilton 1.5, Z. Brown 1, Clinton-Dix LG 1, M. Foster 1, Harvey-Clemons 1, McGee 1, Swearinger TM 1, TM 46, OPP 44							* FIELD GOALS		1-19	20-29	30-39	40-49	50+	
FUM/LOST: A. Smith 6/1, Peterson 3/2, J. Johnson 2/0, Bibbs(TM) 1/0, Harris 1/0, McCoy 1/0, Reed 1/1, Sanchez 1/0, Stroman 1/0, Thompson 1/0							Hopkins	0/ 0	5/ 5	7/ 7	10/12	4/ 5		
							TEAM	0/ 0	5/ 5	7/ 7	10/12	4/ 5		
							OPPONENTS	0/ 0	5/ 5	8/ 9	7/10	1/ 2		
							Hopkins: (31G) (49G,49N,27G,49G) (35G) (37G,53G) (49G,56G,29G) (21G,25G) (41N,53G,39G) () (43G,43G,26G) (63N) (31G) (44G,47G) () (46G,33G,36G) (50G,40G,46G) ()							
							OPP: () () (41G) (44G) (32G) (47G,52N) (37G,21G) (27G) (30N,33G,48N) (23G,44N,33G,54G,45N) (28G) (46G,44G) (35G,23G) (33G,41G) (42G,33G) (33G)							

* PASSING	Att	Cmp	Yds	Cmp%	Yds/Att	TD	TD%	Int	Int%	Long	Sack/Lost	Rating
A. Smith	328	205	2180	62.5	6.65	10	3.0	5	1.5	52	22/ 121	85.7
J. Johnson	91	52	590	57.1	6.48	3	3.3	4	4.4	79t	9/ 67	69.4
McCoy	54	34	372	63.0	6.89	3	5.6	3	5.6	53t	6/ 36	78.6
Sanchez	35	19	138	54.3	3.94	0	0.0	3	8.6	20	7/ 42	28.0
Way	1	1	7	100.0	7.00	0	0.0	0	0.0	7	0/ 0	95.8
TEAM	509	311	3287	61.1	6.46	16	3.1	15	2.9	79t	44/ 266	78.1
OPPONENTS	537	362	4091	67.4	7.62	27	5.0	15	2.8	90t	46/ 297	95.1

2018 WASHINGTON REDSKINS STATISTICS

RECORD WHEN...

	<u>W-L</u>		<u>W-L</u>		<u>W-L</u>
Redskins Overall	7-9	Redskins score first	7-1	Redskins win time of possession	5-3
Redskins at FedExField	3-5	Opponent scores first	0-8	Redskins lose time of possession	2-6
Redskins on the road	4-4	Redskins score on first possession	2-1	Time of possession is even	0-0
Redskins on Sunday Night	0-0	Redskins lead after 1st quarter	6-0	Redskins win turnover battle	6-2
Redskins on Monday Night	0-2	Redskins trail after 1st quarter	0-9	Redskins lose turnover battle	0-4
Redskins on Thursday Night	0-1	Score tied after 1st quarter	1-0	Turnover battle is even	1-3
Redskins on grass	6-7	Redskins lead at halftime	6-1	Redskins wear Burgundy pants	4-1
Redskins on artificial turf	1-2	Redskins trail at halftime	1-8	Redskins wear Gold pants	0-0
Redskins in a dome	1-2	Score tied at halftime	1-0	Redskins wear White pants	3-6
Redskins in September	2-1	Redskins lead after 3rd quarter	7-0	Redskins wear Throwback pants	0-1
Redskins in October	3-1	Redskins trail after 3rd quarter	1-8	Redskins wear Burgundy jerseys	3-7
Redskins in November	1-3	Score tied after 3rd quarter	0-0	Redskins wear White jerseys	4-1
Redskins in December	1-4	Redskins score under two-minute warning	2-2	Redskins wear Throwback jerseys	0-1
Redskins in January	0-0	Opponent scores under two-minute warning	2-2	Redskins score 17 points or less	2-6
Redskins win coin toss	3-4	Game goes to overtime	0-0	Opponent scores 17 points or less	7-0
Redskins lose coin toss	4-5			Redskins score 18 points or more	5-3
		vs. NFC East	2-4	Opponent scores 18 points or more	0-9
Redskins total 0-199 net yards	0-1	vs. NFC East at home	1-2		
Redskins total 200-299 net yards	3-5	vs. NFC East on road	1-2		
Redskins total 300-399 net yards	3-3	vs. NFC West	1-0		
Redskins total 400+ net yards	1-0	vs. NFC North	1-0		
Redskins total 0-99 rushing yards	0-6	vs. NFC South	2-2		
Redskins total 100-149 rushing yards	4-2	vs. NFC	6-6		
Redskins total 150+ rushing yards	3-1				
Redskins have (a) 100-yard rusher(s)	2-1	vs. AFC East	0-0		
Redskins total 0-149 passing yards	0-2	vs. AFC West	0-0		
Redskins total 150-199 passing yards	5-2	vs. AFC North	0-0		
Redskins total 200-299 passing yards	2-4	vs. AFC South	1-3		
Redskins total 300+ passing yards	0-1	vs. AFC	1-3		
Redskins have a 300-yard passer	0-1				

Player	PARTICIPATION																		GP-GS-DNP-INA
	@ARI	IND	GB	@NO	CAR	DAL	@NYG	ATL	@TB	HOU	@DAL	@PHI	NYG	@JAX	@TEN	PHI			
Alexander, Adonis	INA	INA	INA	INA	INA	SUB	SUB	INA	SUB	SUB	INA	SUB	SUB	SUB	SUB	SUB	9-0-0-7		
Allen, Jonathan	DE	DE	DE	DE	DE	DE	DE	DE	DE	DE	DE	DE	DE	DE	DE	DE	16-16-0-0		
Anderson, Ryan	SUB	SUB	SUB	SUB	SUB	SUB	SUB	SUB	SUB	SUB	SUB	SUB	INA	INA	SUB	INA	13-0-0-3		
Apke, Troy	SUB	INA	INA	INA	INA	INA	SUB	IR	IR	IR	IR	IR	IR	IR	IR	IR	2-0-0-5		
Bergstrom, Tony	SUB	SUB	C	C	C	SUB	SUB	SUB	RG	RG	RG	RG	INA	INA	INA	RG	12-7-0-3		
Bibbs, Kapri	PS	PS	SUB	SUB	SUB	SUB	SUB	SUB	SUB	SUB	SUB	SUB	INA	NWT	NWT	NWT	10-0-0-1		
Bowanko, Luke	NWT	NWT	NWT	NWT	NWT	NWT	NWT	NWT	SUB	DNP	SUB	SUB	SUB	RG	LG	LG	7-3-1-0		
Brantley, Caleb	INA	INA	INA	INA	INA	SUB	SUB	SUB	INA	INA	INA	SUB	INA	SUB	SUB	SUB	7-0-0-9		
Brown, Zach	MLB	MLB	MLB	MLB	MLB	MLB	MLB	MLB	MLB	MLB	MLB	MLB	SUB	SUB	SUB	SUB	16-12-0-0		
Carter, Alex	NWT	NWT	NWT	NWT	NWT	NWT	NWT	NWT	NWT	NWT	NWT	NWT	NWT	NWT	PS	SUB	1-0-0-0		
Chesson, Jehu	PS	SUB	PS	PS	PS	SUB	SUB	SUB	SUB	SUB	SUB	SUB	SUB	SUB	SUB	SUB	12-0-0-0		
Christian Sr., Geron	INA	INA	INA	INA	INA	INA	INA	SUB	SUB	IR	IR	IR	IR	IR	IR	IR	2-0-0-7		
Clinton-Dix, Ha Ha	NWT	NWT	NWT	NWT	NWT	NWT	NWT	SS	SS	SS	SS	SS	SS	SS	SS	SS	9-9-0-0		
Cooper, Jonathan	NWT	NWT	NWT	NWT	NWT	NWT	NWT	NWT	LG	LG	LG	LG	IR	IR	IR	IR	4-4-0-0		
Crowder, Jamison	WR	WR	WR	SUB	INA	INA	INA	INA	INA	INA	INA	WR	WR	SUB	WR	WR	9-7-0-7		
Davis, Vernon	SUB	TE	WR	TE	TE	TE	TE	TE	TE	SUB	TE	SUB	SUB	SUB	INA	INA	14-8-0-2		
Doctson, Josh	WR	WR	SUB	INA	SUB	WR	WR	WR	WR	WR	WR	WR	WR	WR	WR	WR	15-12-0-1		
Dunbar, Quinton	SUB	CB	CB	CB	CB	INA	INA	CB	INA	INA	CB	INA	IR	IR	IR	IR	7-0-0-5		
Dunn, Casey	INA	INA	SUB	DNP	SUB	INA	INA	NWT	PS	PS	PS	PS	PS	PS	PS/IR	PS/IR	2-0-1-5		
East, Andrew	NWT	NWT	NWT	NWT	NWT	NWT	NWT	NWT	NWT	NWT	NWT	NWT	NWT	SUB	SUB	SUB	3-0-0-0		
Everett, Deshazor	S	SUB	SUB	SUB	SUB	SUB	SUB	SUB	SUB	SUB	SUB	SUB	SUB	CB	SUB	FS	16-3-0-0		
Flanagan, Matt	PS	PS	PS	PS	PS	PS	PS	PS	PS	PS	PS	PS	PS	TE	(2)	SUB	3-1-0-0		
Flowers, Marcus	NWT	NWT	NWT	NWT	NWT	NWT	NWT	NWT	NWT	NWT	NWT	NWT	NWT	NWT	NWT	NWT	0-0-0-1		
Floyd, Michael	NWT	NWT	INA	WR	SUB	SUB	SUB	SUB	SUB	SUB	SUB	SUB	SUB	SUB	WR	(2)	WR	12-2-0-1	
Foster, Mason	MLB	MLB	MLB	MLB	MLB	MLB	MLB	MLB	MLB	MLB	MLB	MLB	MLB	MLB	MLB	MLB	16-16-0-0		
Fuller, Kyle	NWT	NWT	NWT	NWT	NWT	NWT	NWT	NWT	NWT	NWT	NWT	NWT	NWT	INA	SUB	SUB	2-0-0-1		
Hamilton, Shaun Dion	SUB	SUB	SUB	SUB	SUB	SUB	SUB	SUB	SUB	SUB	SUB	SUB	MLB	MLB	MLB	MLB	16-4-0-0		
Harris, Maurice	INA	INA	SUB	WR	SUB	SUB	SUB	WR	SUB	WR	WR	WR	WR	WR	INA	IR	12-7-0-3		
Havley-Clemons, Josh	SUB	SUB	SUB	SUB	SUB	SUB	SUB	SUB	SUB	SUB	SUB	SUB	SUB	SUB	SUB	SUB	16-0-0-0		
Holsey, Joshua	NFI	NFI	NFI	NFI	NFI	NFI	NFI	NFI	NFI	NFI	PS	PS	PS	SUB	IR	IR	1-0-0-0		
Holtz, J.P.	PS	PS	PS	PS	PS	PS	PS	PS	PS	PS	PS	PS	PS	PS	PS	INA	0-0-0-1		
Hood, Ziggy	SUB	SUB	SUB	SUB	SUB	NWT	NWT	NWT	NWT	NWT	NWT	NWT	NWT	NWT	NWT	NWT	5-0-0-0		
Hopkins, Dustin	SUB																		

2018 WASHINGTON REDSKINS STATISTICS

STARTING LINEUPS

OFFENSE

	WR	LT	LG	C	RG	RT	TE	WR	QB	RB	WR/RB/TE
9/9 @ARI	J. Doctson	T. Williams	S. Lauvao	C. Roullier	B. Scherff	M. Moses	J. Reed	J. Crowder	A. Smith	A. Peterson	P. Richardson Jr.
9/16 IND	J. Doctson	T. Williams	S. Lauvao	C. Roullier	B. Scherff	M. Moses	V. Davis	J. Crowder	A. Smith	A. Peterson	P. Richardson Jr.
9/23 GB	V. Davis	T. Williams	C. Roullier	T. Bergstrom	B. Scherff	M. Moses	J. Reed	J. Crowder	A. Smith	A. Peterson	J. Sprinkle
10/8 @NO	M. Harris	T. Williams	C. Roullier	T. Bergstrom	B. Scherff	M. Moses	V. Davis	M. Floyd	A. Smith	A. Peterson	J. Sprinkle
10/14 CAR	B. Quick	T. Williams	C. Roullier	T. Bergstrom	B. Scherff	M. Moses	J. Reed	J. Sprinkle	A. Smith	A. Peterson	V. Davis
10/21 DAL	J. Doctson	T. Williams	S. Lauvao	C. Roullier	B. Scherff	M. Moses	V. Davis	B. Quick	A. Smith	A. Peterson	J. Reed
10/28 @NYG	J. Doctson	T. Williams	S. Lauvao	C. Roullier	B. Scherff	M. Moses	J. Reed	P. Richardson Jr.	A. Smith	A. Peterson	V. Davis
11/4 ATL	J. Doctson	T. Nsekhe	S. Lauvao	C. Roullier	B. Scherff	M. Moses	J. Sprinkle	M. Harris	A. Smith	A. Peterson	P. Richardson Jr.
11/11 @TB	B. Quick	T. Nsekhe	J. Cooper	C. Roullier	T. Bergstrom	M. Moses	J. Reed	V. Davis	A. Smith	A. Peterson	J. Sprinkle
11/18 HOU	J. Doctson	T. Nsekhe	J. Cooper	C. Roullier	T. Bergstrom	M. Moses	J. Reed	M. Harris	A. Smith	A. Peterson	T. Quinn
11/22 @DAL	J. Doctson	T. Williams	J. Cooper	C. Roullier	T. Bergstrom	M. Moses	V. Davis	M. Harris	C. McCoy	A. Peterson	T. Quinn
12/3 @PHI	J. Doctson	T. Williams	J. Cooper	C. Roullier	T. Bergstrom	M. Moses	J. Reed	J. Crowder	C. McCoy	A. Peterson	M. Harris
12/9 NYG	J. Doctson	T. Williams	T. Nsekhe	C. Roullier	A. Howard	M. Moses	J. Sprinkle	M. Harris	M. Sanchez	A. Peterson	J. Crowder
12/16 @JAX	J. Doctson	T. Williams	T. Nsekhe	C. Roullier	L. Bowanko	M. Moses	J. Sprinkle	M. Harris	J. Johnson	A. Peterson	M. Flanagan
12/23 @TEN	J. Doctson	T. Williams	L. Bowanko	C. Roullier	Z. Kerin	M. Moses	J. Sprinkle	J. Crowder	J. Johnson	A. Peterson	M. Floyd
12/30 PHI	J. Doctson	T. Williams	L. Bowanko	C. Roullier	T. Bergstrom	M. Moses	J. Sprinkle	M. Floyd	J. Johnson	A. Peterson	J. Crowder

DEFENSE

	DE	NT	DE/CB	SLB	MLB	MLB	WLB	CB	CB	S	S
9/9 @ARI	J. Allen	D. Payne	M. Ioannidis	P. Smith	Z. Brown	M. Foster	R. Kerrigan	D. Everett	J. Norman	M. Nicholson	D. Swearingen
9/16 IND	J. Allen	D. Payne	P. Smith	F. Moreau	Z. Brown	M. Foster	R. Kerrigan	Q. Dunbar	J. Norman	M. Nicholson	D. Swearingen
9/23 GB	J. Allen	D. Payne	P. Smith	F. Moreau	Z. Brown	M. Foster	R. Kerrigan	Q. Dunbar	J. Norman	M. Nicholson	D. Swearingen
10/8 @NO	J. Allen	D. Payne	M. Ioannidis	P. Smith	Z. Brown	M. Foster	R. Kerrigan	Q. Dunbar	J. Norman	M. Nicholson	D. Swearingen
10/14 CAR	J. Allen	D. Payne	P. Smith	F. Moreau	Z. Brown	M. Foster	R. Kerrigan	Q. Dunbar	J. Norman	M. Nicholson	D. Swearingen
10/21 DAL	J. Allen	D. Payne	P. Smith	F. Moreau	Z. Brown	M. Foster	R. Kerrigan	G. Stroman	J. Norman	M. Nicholson	D. Swearingen
10/28 @NYG	J. Allen	D. Payne	M. Ioannidis	P. Smith	Z. Brown	M. Foster	R. Kerrigan	G. Stroman	J. Norman	M. Nicholson	D. Swearingen
11/4 ATL	J. Allen	D. Payne	M. Ioannidis	P. Smith	Z. Brown	M. Foster	R. Kerrigan	Q. Dunbar	J. Norman	H. Clinton-Dix	D. Swearingen
11/11 @TB	J. Allen	D. Payne	P. Smith	F. Moreau	Z. Brown	M. Foster	R. Kerrigan	D. Johnson	J. Norman	H. Clinton-Dix	D. Swearingen
11/18 HOU	J. Allen	D. Payne	M. Ioannidis	P. Smith	Z. Brown	M. Foster	R. Kerrigan	F. Moreau	J. Norman	H. Clinton-Dix	D. Swearingen
11/22 @DAL	J. Allen	D. Payne	M. Ioannidis	P. Smith	Z. Brown	M. Foster	R. Kerrigan	Q. Dunbar	J. Norman	H. Clinton-Dix	D. Swearingen
12/3 @PHI	J. Allen	D. Payne	S. McGee	P. Smith	Z. Brown	M. Foster	R. Kerrigan	F. Moreau	J. Norman	H. Clinton-Dix	D. Swearingen
12/9 NYG	J. Allen	D. Payne	M. Ioannidis	P. Smith	S. Hamilton	M. Foster	R. Kerrigan	F. Moreau	J. Norman	H. Clinton-Dix	D. Swearingen
12/16 @JAX	J. Allen	D. Payne	M. Ioannidis	P. Smith	S. Hamilton	M. Foster	R. Kerrigan	D. Everett	J. Norman	H. Clinton-Dix	D. Swearingen
12/23 @TEN	J. Allen	D. Payne	M. Ioannidis	P. Smith	S. Hamilton	M. Foster	R. Kerrigan	F. Moreau	J. Norman	H. Clinton-Dix	D. Swearingen
12/30 PHI	J. Allen	D. Payne	G. Stroman	P. Smith	S. Hamilton	M. Foster	R. Kerrigan	F. Moreau	J. Norman	H. Clinton-Dix	D. Everett

2018 WASHINGTON REDSKINS STATISTICS

REDSKINS/OPPONENTS TOTALS

	REDSKINS																																					
	FIRST DOWNS				TOTAL OFFENSE										INT BY REDSKINS				PUNTS		PUNT RETURNS				KO RETURNS				PEN.	FUM		SCORING						
	Tot.	Rush	Pass	Pen.	Yds.	Plays	Rush	Att.	Avg.	Pass	Att.	Comp.	Int.	Sk. (Yds.)	No.	Yds.	Long	TD	No.-Avg.	No.	Yds.	Avg.	TD	No.	Yds.	Avg.	TD	No. (Yds.)	No. (L)	TD	Rush	Pass	Ret.	PAT	2-pt.	FG	Poss.	
9/9 @ARI	30	10	13	7	429	75	182	42	4.3	247	30	21	0	3 8	1	-3	-3	0	4-46.5	2	12	6.0	0	2	24	12.0	0	9 63	3 1	3	1	2	0	3	0	1	38:08	
9/16 IND	20	4	16	0	334	71	65	22	3.0	269	46	33	0	3 23	2	11	7	0	5-36.4	1	6	6.0	0	1	16	16.0	0	7 90	2 1	0	0	0	0	0	0	3	33:20	
9/23 GB	20	9	7	4	386	55	166	35	4.7	220	20	12	1	0 0	0	0	0	0	5-47.0	1	9	9.0	0	2	33	16.5	0	6 66	0 0	4	2	2	0	4	0	1	29:05	
10/8 @NO	18	6	12	0	283	60	39	18	2.2	244	39	23	1	3 31	0	0	0	0	3-36.7	0	0	0.0	0	2	45	22.5	0	6 38	1 1	2	2	0	0	1	0	2	26:43	
10/14 CAR	18	7	10	1	288	67	132	28	4.7	156	36	21	0	3 7	1	7	7	0	4-41.0	1	10	10.0	0	2	24	12.0	0	5 43	1 0	2	0	2	0	2	0	3	35:24	
10/21 DAL	15	7	8	0	305	58	130	32	4.1	175	25	14	0	1 3	0	0	0	0	6-37.8	1	3	3.0	0	0	0	0.0	0	5 35	1 0	2	0	1	0	2	0	2	30:55	
10/28 @NYG	20	6	10	4	360	65	182	33	5.5	178	32	20	0	0 0	2	23	22	0	5-49.2	0	0	0.0	0	1	20	20.0	0	8 90	1 1	2	1	1	0	2	0	2	33:38	
11/4 ATL	20	5	15	0	366	64	79	15	5.3	287	46	39	1	3 19	1	24	24	0	5-49.0	1	0	0.0	0	5	95	19	0	10 147	0 0	2	1	1	0	2	0	0	27:04	
11/11 @TB	15	6	7	2	286	55	116	25	4.6	170	27	19	0	3 8	2	55	32	0	5-49.4	0	0	0.0	0	1	19	19.0	0	8 52	0 0	1	0	1	0	1	0	3	28:48	
11/18 HOU	23	9	12	2	278	73	124	29	4.3	154	39	18	2	5 35	2	7	4	0	5-40.4	0	0	0.0	0	4	78	19.5	0	6 43	1 0	3	2	1	0	3	0	0	30:57	
11/22 @DAL	18	5	12	1	331	61	80	20	4.0	251	38	24	3	3 17	0	0	0	0	5-45.6	2	40	20.0	0	1	44	44.0	0	4 25	2 0	3	1	2	0	2	0	1	26:37	
12/3 @PHI	10	4	4	2	235	42	104	14	7.4	131	25	17	1	3 19	1	40	40	0	6-48.3	1	1	1.0	0	0	0	0.0	0	10 69	2 0	1	1	0	0	1	0	2	20:41	
12/9 NYG	12	6	5	1	288	57	84	22	3.8	204	30	17	3	5 29	1	0	0	0	8-51.1	2	-2	-1.0	0	2	58	29.0	29	15 135	1 0	2	1	1	0	0	2	0	29:51	
12/16 @JAX	16	4	10	2	245	61	109	33	3.3	136	25	16	0	3 15	1	16	16	0	6-46.5	3	11	3.7	0	2	31	15.5	0	6 48	2 0	1	0	1	0	1	0	3	33:06	
12/23 @TEN	17	7	9	1	292	59	161	34	4.7	131	23	13	2	2 22	0	0	0	0	2-53.5	0	0	0.0	0	1	28	28.0	0	8 49	0 0	1	0	1	0	1	0	3	33:03	
12/30 PHI	8	1	6	1	89	44	21	12	1.8	68	27	12	1	4 30	1	24	24	0	5-44.8	2	20	10.0	0	3	55	18.3	0	2 15	1 0	0	0	0	0	0	0	0	16:41	
TOTALS	280	96	156	28	4795	967	1774	414	4.3	3021	508	319	15	40 (-236)	15	204	40	0	74-45.4	17	110	6.5	0	29	570	19.7	29	115 (-1008)	18 (-6)	29	12	16	0	25	2	26	457:20	

OPPONENTS

	FIRST DOWNS				TOTAL OFFENSE										INT BY OPPONENTS				PUNTS		PUNT RETURNS				KO RETURNS				PEN.	FUM		SCORING							
	Tot.	Rush	Pass	Pen.	Yds.	Plays	Rush	Att.	Avg.	Pass	Att.	Comp.	Int.	Sk. (Yds.)	No.	Yds.	Long	TD	No.-Avg.	No.	Yds.	Avg.	TD	No.	Yds.	Avg.	TD	No. (Yds.)	No. (L)	TD	Rush	Pass	Ret.	PAT	2-pt.	FG	Poss.		
9/9 @ARI	14	7	6	1	213	51	68	15	4.5	145	34	20	1	2 8	0	0	0	0	5-52.6	2	44	22.0	0	0	0	0.0	0	9 67	1 1	1	1	0	0	0	0	0	21:52		
9/16 IND	17	5	10	2	281	60	104	28	3.7	177	31	21	2	1 2	0	0	0	0	5-47.0	0	0	0.0	0	1	19	19.0	0	6 26	0 0	3	1	2	0	3	0	0	26:40		
9/23 GB	19	7	11	1	340	66	100	17	5.9	240	45	27	0	4 25	1	1	1	0	5-46.4	4	29	7.3	0	1	25	25.0	0	11 115	2 1	2	0	2	0	2	0	1	30:35		
10/8 @NO	27	8	15	4	447	63	98	32	3.1	349	29	26	0	2 14	1	77	77	0	0-0	1	0	0.0	0	2	43	21.5	0	4 45	2 1	6	3	3	0	4	0	1	33:17		
10/14 CAR	22	7	15	0	350	59	81	18	4.5	269	40	27	1	1 6	0	0	0	0	3-44.3	1	0	0.0	0	2	37	18.5	0	8 55	3 2	2	0	2	0	1	1	1	24:36		
10/21 DAL	17	6	10	1	324	61	74	22	3.4	250	35	22	0	4 23	0	0	0	0	5-41.6	3	11	3.7	0	1	26	26.0	0	8 65	3 2	2	1	1	0	2	0	1	29:05		
10/28 @NYG	18	1	15	2	303	68	37	14	2.6	266	47	30	2	7 50	0	0	0	0	5-44.0	4	18	4.5	0	1	30	30.0	0	11 102	0 0	1	0	1	0	1	0	2	26:22		
11/4 ATL	25	6	17	2	491	64	154	24	6.4	337	38	26	1	2 13	1	0	0	0	2-51.5	1	4	4.0	0	0	0	0.0	0	7 50	0 0	5	1	4	0	5	0	1	32:56		
11/11 @TB	29	6	22	1	501	67	103	24	4.3	398	41	29	2	2 8	0	0	0	0	1-44.0	1	8	8.0	0	0	0	0.0	0	5 50	4 2	0	0	0	0	0	0	0	31:12		
11/18 HOU	19	7	8	4	320	58	139	31	4.5	181	24	16	2	3 27	2	109	101	1	1-30.0	1	16	16.0	0	1	18	18.0	0	7 40	2 1	2	0	1	1	2	0	3	29:03		
11/22 @DAL	20	8	11	1	404	69	146	34	4.3	258	31	22	0	4 31	3	14	13	0	6-47.8	0	0	0.0	0	1	19	19.0	0	4 30	1 0	4	2	2	0	4	0	1	33:23		
12/3 @PHI	28	8	18	2	436	72	130	33	3.9	306	39	27	1	0 0	1	8	8	0	2-46.5	3	19	6.3	0	1	22	22.0	0	5 38	3 0	3	1	2	0	2	1	2	39:19		
12/9 NYG	19	6	11	2	402	63	227	34	6.7	175	27	14	1	2 22	3	53	26	1	6-43.0	5	51	10.2	0	0	0	0.0	0	2 18	0 0	5	1	3	1	4	0	1	30:09		
12/16 @JAX	11	9	2	0	192	49	172	26	6.6	20	17	9	1	6 37	0	0	0	0	5-52.4	3	84	28.0	1	1	25	25.0	0	8 55	1 1	1	0	0	1	1	0	2	26:54		
12/23 @TEN	20	8	11	1	291	55	99	27	3.7	192	25	17	0	3 19	2	57	56	1	4-42.3	1	16	16.0	0	1	31	31.0	0	2 10	0 0	3	1	1	1	2	0	2	26:57		
12/30 PHI	25	10	15	0	360	71	129	34	3.8	231	34	29	1	3 12	1	3	3	3	3-41.0	1	2	2.0	0	0	0	0	0	5 25	1 0	3	0	3	0	3	0	1	43:19		
TOTALS	330	109	197	24	5655	996	1861	413	4.5	3794	537	362	15	43 (-285)	15	322	101	6	55-46.2	31	302	9.7	1	13	295	22.7	0	102 (-791)	23 (-12)	43	12	27	4	36	2	20	442:20		

MISCELLANEOUS GAME-BY-GAME STATS

	Final	Coin Toss	Lead Changes	Score First	Score on 1st Poss.	Score after Q1	Halftime Score	Score after Q3	TOP Advantage	WAS Turnover Margin	WAS AVG. Starting Field Position	OPP AVG. Starting Field Position	More 20+ yard plays	Jersey Color	Pant Color
9/9 @ARI	WAS 24-6	ARI (Defer)	0	WAS	Neither	0-0	WAS 21-0	WAS 21-0	WAS -38:08	+1	WAS 18	ARI 29	WAS (3)	White	Burgandy
9/16 IND	IND 21-9	WAS (Defer)	0	IND	IND	IND 7-0	IND 14-3	IND 14-6	WAS -33:20	+1	WAS 29	IND 25	Even	Burgandy	White
9/23 GB	WAS 31-17	GB (Defer)	0	WAS	WAS	WAS 14-0	WAS 28-10	WAS 28-17	GB -30:55	Even	WAS 31	GB 26	WAS (5)	Burgandy	White
10/8 @NO	NO 43-19	NO (Defer)	0	NO	NO	NO 6-3	NO 26-13	NO 40-13	NO -33:17	-1	WAS 33	NO 36	NO (7)	Burgandy	White
10/14 CAR	WAS 23-17	WAS (Defer)	0	WAS	Neither	WAS 14-0	WAS 17-6	WAS 17-9	WAS -35:24	+3	WAS 34	CAR 20	WAS (4)	Burgandy	White
10/21 DAL	WAS 20-17	WAS (Defer)	0	WAS	WAS	WAS 7-0	Tied 7-7	WAS 10-7	WAS -30:55	+2	WAS 33	DAL 21	WAS (5)	White	Burgandy
10/28 @NYG	WAS 20-13	NYG (Defer)	0	WAS	Neither	WAS 7-0	WAS 7-3	WAS 10-3	WAS -33:38	+1	WAS 26	NYG 27	NYG (5)	White	Burgandy
11/4 ATL	ATL 38-14	ATL (Defer)	0	ATL	ATL	ATL 7-0	ATL 21-7	ATL 28-14	ATL -32:56	Even	WAS 24	ATL 23	ATL (7)	Burgandy	White
11/11 @TB	WAS 16-3	TB (Receive)	0	WAS	Neither	WAS 3-0	WAS 6-3	WAS 6-3	TB - 31:12	+4	WAS 30	TB 19	TB (6)	Burgandy	White
11/18 HOU	HOU 23-21	HOU (Defer)	2	HOU	HOU	HOU 10-0	HOU 17-7	HOU 20-14	WAS -30:57	+1	WAS 34	HOU 32	HOU (3)	Throwback	Throwback
11/22 @DAL	DAL 31-23	WAS (Defer)	2	DAL	DAL	DAL 7-0	DAL 10-7	DAL 24-13	DAL -33:23	-3	WAS 32	DAL 27	Even	Burgandy	White
12/3 @PHI	PHI 28-13	WAS (Defer)	2	PHI	PHI	PHI 7-0	PHI 14-13	PHI 14-13	PHI -39:19	Even	WAS 23	PHI 30	PHI (4)	White	Burgandy
12/9 NYG	NYG 40-16	NYG (Defer)	0	NYG	Neither	NYG 7-0	NYG 34-0	NYG 40-0	NYG -30:09	-2	WAS 28	NYG 30	NYG (5)	Burgandy	White
12/16 @JAX	WAS 16-13	WAS (Defer)	2	WAS	Neither	WAS 3-0	JAX 10-3	JAX 10-6	WAS -33:06	+2	WAS 32	JAX 24	JAX (3)	White	Burgandy
12/23 @TEN	TEN 25-16	TEN (Defer)	3	WAS	Both	TEN 6-3	WAS 10-9	WAS 13-9	WAS -33:03	-2	WAS 18	TEN 30	Even	Burgandy	White
12/30 PHI	PHI 24-0	WAS (Receive)	0	PHI	Neither	PHI 3-0	PHI 10-0	PHI 17-0	PHI -43:19	Even	WAS 27	PHI 28	PHI (1)	Burgandy	Gold

2018 WASHINGTON REDSKINS STATISTICS

PASSING

11 Alex Smith

	ATT	COM	YDS	PERC	YDS/ATT	TD	INT	LG	SK (YDS)	RATE
9/9 @ARI	30	21	255	70.0%	8.5	2	0	52	3 (8)	118.1
9/16 IND	46	33	292	71.7%	6.3	0	0	34	3 (23)	88.3
9/23 GB	20	12	220	60.0%	11.0	2	1	50	0 (0)	110.4
10/8 @NO	39	23	275	59.0%	7.1	0	1	42	3 (31)	69.9
10/14 CAR	36	21	163	58.3%	4.5	2	0	22	3 (7)	88.1
10/21 DAL	25	14	178	56.0%	7.1	1	0	27	1 (3)	91.8
10/28 @NYG	32	20	178	62.5%	5.6	1	0	25	0 (0)	87.8
11/4 ATL	46	30	306	65.2%	6.7	1	1	33	3 (19)	82.3
11/11 @TB	27	19	178	70.4%	6.6	1	0	24	3 (8)	100.5
11/18 HOU	27	12	135	44.4%	5.0	0	2	24	3 (22)	29.1
11/22 @DAL	Reserve/Injured									
12/3 @PHI	Reserve/Injured									
12/9 NYG	Reserve/Injured									
12/16 @JAX	Reserve/Injured									
12/23 @TEN	Reserve/Injured									
12/30 PHI	Reserve/Injured									
TOTALS	328	205	2180	62.5%	6.6	10	5	52	22 (121)	85.7

12 Colt McCoy

	ATT	COM	YDS	PERC	YDS/ATT	TD	INT	LG	SK (YDS)	RATE
9/9 @ARI	Did Not Play									
9/16 IND	Did Not Play									
9/23 GB	Did Not Play									
10/8 @NO	Did Not Play									
10/14 CAR	Did Not Play									
10/21 DAL	Did Not Play									
10/28 @NYG	Did Not Play									
11/4 ATL	Did Not Play									
11/11 @TB	Did Not Play									
11/18 HOU	12	6	54	50.0%	4.5	1	0	12	2 (13)	90.3
11/22 @DAL	38	24	268	63.2%	7.1	2	3	53	3 (17)	68.8
12/3 @PHI	4	4	50	100.0%	12.5	0	0	32	1 (6)	118.8
12/9 NYG	Inactive									
12/16 @JAX	Inactive									
12/23 @TEN	Inactive									
12/30 PHI	Reserve/Injured									
TOTALS	54	34	372	63.0%	6.9	3	3	53	6 (36)	78.6

2018 WASHINGTON REDSKINS STATISTICS

6 Mark Sanchez

	ATT	COM	YDS	PERC	YDS/ATT	TD	INT	LG	SK (YDS)	RATE
9/9 @ARI	Not With Team									
9/16 IND	Not With Team									
9/23 GB	Not With Team									
10/8 @NO	Not With Team									
10/14 CAR	Not With Team									
10/21 DAL	Not With Team									
10/28 @NYG	Not With Team									
11/4 ATL	Not With Team									
11/11 @TB	Not With Team									
11/18 HOU	Not With Team									
11/22 @DAL	Did Not Play									
12/3 @PHI	21	13	100	61.9%	4.8	0	1	20	2 (13)	53.7
12/9 NYG	14	6	38	42.9%	2.7	0	2	10	5 (29)	10.7
12/16 @JAX	Did Not Play									
12/23 @TEN	Did Not Play									
12/30 PHI	Did Not Play									
TOTALS	35	19	138	54.3%	3.9	0	3	20	7 (42)	28.0

8 Josh Johnson

	ATT	COM	YDS	PERC	YDS/ATT	TD	INT	LG	SK (YDS)	RATE
9/9 @ARI	Not With Team									
9/16 IND	Not With Team									
9/23 GB	Not With Team									
10/8 @NO	Not With Team									
10/14 CAR	Not With Team									
10/21 DAL	Not With Team									
10/28 @NYG	Not With Team									
11/4 ATL	Not With Team									
11/11 @TB	Not With Team									
11/18 HOU	Not With Team									
11/22 @DAL	Not With Team									
12/3 @PHI	Not With Team									
12/9 NYG	16	11	195	68.8%	12.2	1	1	79	0 (0)	104.9
12/16 @JAX	25	16	151	64.0%	6.0	1	0	33	3 (15)	93.9
12/23 @TEN	23	13	153	56.5%	6.6	1	2	30	2 (22)	55.2
12/30 PHI	27	12	91	44.4%	3.4	0	1	20	4 (30)	37.7
TOTALS	91	52	590	57.1%	6.5	3	4	79	5 (37)	69.4

2018 WASHINGTON REDSKINS STATISTICS

RUSHING

35 Kapri Bibbs

	ATT	YDS	AVG.	LG	TD
9/9 @ARI	Practice Squad				
9/16 IND	Practice Squad				
9/23 GB	2	3	1.5	2	0
10/8 @NO	4	9	2.3	5	1
10/14 CAR	2	11	5.5	8	0
10/21 DAL	2	13	6.5	13	0
10/28 @NYG	0	0	0.0	0	0
11/4 ATL	3	20	6.7	13	1
11/11 @TB	3	28	9.3	15	0
11/18 HOU	1	0	0.0	0	0
11/22 @DAL	3	17	5.7	8	1
12/3 @PHI	0	0	0.0	0	0
12/9 NYG	Inactive				
12/16 @JAX	Not With Team				
12/23 @TEN	Not With Team				
12/30 PHI	Not With Team				
TOTALS	20	101	5.1	15	3

16 Jehu Chesson

	ATT	YDS	AVG.	LG	TD
9/9 @ARI	Practice Squad				
9/16 IND	0	0	0.0	0	0
9/23 GB	Practice Squad				
10/8 @NO	Practice Squad				
10/14 CAR	Practice Squad				
10/21 DAL	0	0	0.0	0	0
10/28 @NYG	0	0	0.0	0	0
11/4 ATL	0	0	0.0	0	0
11/11 @TB	0	0	0.0	0	0
11/18 HOU	0	0	0.0	0	0
11/22 @DAL	0	0	0.0	0	0
12/3 @PHI	1	-4	-4.0	(-4)	0
12/9 NYG	0	0	0.0	0	0
12/16 @JAX	0	0	0.0	0	0
12/23 @TEN	0	0	0.0	0	0
12/30 PHI	0	0	0	0	0
TOTALS	1	-4	-4.0	-4	0

80 Jamison Crowder

	ATT	YDS	AVG.	LG	TD
9/9 @ARI	0	0	0.0	0	0
9/16 IND	2	29	14.5	25	0
9/23 GB	1	6	6.0	6	0
10/8 @NO	0	0	0.0	0	0
10/14 CAR	Inactive				
10/21 DAL	Inactive				
10/28 @NYG	Inactive				
11/4 ATL	Inactive				
11/11 @TB	Inactive				
11/18 HOU	Inactive				
11/22 @DAL	Inactive				
12/3 @PHI	1	-5	-5.0	-5	0
12/9 NYG	0	0	0.0	0	0
12/16 @JAX	0	0	0.0	0	0
12/23 @TEN	0	0	0.0	0	0
12/30 PHI	0	0	0	0	0
TOTALS	4	30	7.5	25	0

13 Maurice Harris

	ATT	YDS	AVG.	LG	TD
9/9 @ARI	0	0	0.0	0	0
9/16 IND	0	0	0.0	0	0
9/23 GB	0	0	0.0	0	0
10/8 @NO	0	0	0.0	0	0
10/14 CAR	1	6	6.0	6	0
10/21 DAL	0	0	0.0	0	0
10/28 @NYG	0	0	0.0	0	0
11/4 ATL	0	0	0.0	0	0
11/11 @TB	1	4	4.0	4	0
11/18 HOU	0	0	0.0	0	0
11/22 @DAL	0	0	0.0	0	0
12/3 @PHI	0	0	0.0	0	0
12/9 NYG	0	0	0.0	0	0
12/16 @JAX	0	0	0.0	0	0
12/23 @TEN	Inactive				
12/30 PHI	Reserve/Injured				
TOTALS	2	10	5.0	6	0

8 Josh Johnson

	ATT	YDS	AVG.	LG	TD
9/9 @ARI	Not With Team				
9/16 IND	Not With Team				
9/23 GB	Not With Team				
10/8 @NO	Not With Team				
10/14 CAR	Not With Team				
10/21 DAL	Not With Team				
10/28 @NYG	Not With Team				
11/4 ATL	Not With Team				
11/11 @TB	Not With Team				
11/18 HOU	Not With Team				
11/22 @DAL	Not With Team				
12/3 @PHI	Not With Team				
12/9 NYG	7	45	6.4	13	1
12/16 @JAX	9	49	5.4	16	0
12/23 @TEN	4	22	5.5	16	0
12/30 PHI	3	7	2	6	0
TOTALS	23	123	5.3	16	1

20 Rob Kelley

	ATT	YDS	AVG.	LG	TD
9/9 @ARI	3	7	2.3	6	0
9/16 IND	1	1	1.0	1	0
9/23 GB	Reserve/Injured				
10/8 @NO	Reserve/Injured				
10/14 CAR	Reserve/Injured				
10/21 DAL	Reserve/Injured				
10/28 @NYG	Reserve/Injured				
11/4 ATL	Reserve/Injured				
11/11 @TB	Reserve/Injured				
11/18 HOU	Reserve/Injured				
11/22 @DAL	Reserve/Injured				
12/3 @PHI	Reserve/Injured				
12/9 NYG	Reserve/Injured				
12/16 @JAX	Reserve/Injured				
12/23 @TEN	Reserve/Injured				
12/30 PHI	Reserve/Injured				
TOTALS	4	8	2.0	6	0

2018 WASHINGTON REDSKINS STATISTICS

RECEIVING

46 Kapri Bibbs

	REC	YDS	AVG.	LG	TD
9/9 @ARI	Practice Squad				
9/16 IND	Practice Squad				
9/23 GB	0	0	0.0	0	0
10/8 @NO	0	0	0.0	0	0
10/14 CAR	1	6	6.0	6	0
10/21 DAL	4	43	10.8	23	1
10/28 @NYG	0	0	0.0	0	0
11/4 ATL	1	15	15.0	15	0
11/11 @TB	2	13	6.5	11	0
11/18 HOU	2	6	3.0	6	0
11/22 @DAL	3	19	6.3	8	0
12/3 @PHI	0	0	0.0	0	0
12/9 NYG	Inactive				
12/16 @JAX	Not With Team				
12/23 @TEN	Not With Team				
12/30 PHI	Not With Team				
TOTALS	13	102	7.8	23	1

16 Jehu Chesson

	REC	YDS	AVG.	LG	TD
9/9 @ARI	Practice Squad				
9/16 IND	0	0	0.0	0	0
9/23 GB	Practice Squad				
10/8 @NO	Practice Squad				
10/14 CAR	Practice Squad				
10/21 DAL	0	0	0.0	0	0
10/28 @NYG	0	0	0.0	0	0
11/4 ATL	0	0	0.0	0	0
11/11 @TB	0	0	0.0	0	0
11/18 HOU	0	0	0.0	0	0
11/22 @DAL	0	0	0.0	0	0
12/3 @PHI	0	0	0.0	0	0
12/9 NYG	0	0	0.0	0	0
12/16 @JAX	0	0	0.0	0	0
12/23 @TEN	0	0	0.0	0	0
12/30 PHI	1	7	7.0	7	0
TOTALS	1	7	7.0	7	0

80 Jamison Crowder

	REC	YDS	AVG.	LG	TD
9/9 @ARI	3	32	10.7	17	0
9/16 IND	2	8	4.0	8	0
9/23 GB	4	39	9.8	18	1
10/8 @NO	4	55	13.8	24	0
10/14 CAR	Inactive				
10/21 DAL	Inactive				
10/28 @NYG	Inactive				
11/4 ATL	Inactive				
11/11 @TB	Inactive				
11/18 HOU	Inactive				
11/22 @DAL	Inactive				
12/3 @PHI	4	36	9.0	11	0
12/9 NYG	2	87	43.5	79	1
12/16 @JAX	4	46	11.5	33	0
12/23 @TEN	5	78	15.6	30	0
12/30 PHI	1	7	7.0	7	0
TOTALS	29	388	13.4	79	2

85 Vernon Davis

	REC	YDS	AVG.	LG	TD
9/9 @ARI	1	9	9.0	9	0
9/16 IND	1	7	7.0	7	0
9/23 GB	2	70	35.0	50	0
10/8 @NO	2	15	7.5	9	0
10/14 CAR	3	48	16.0	22	1
10/21 DAL	0	0	0.0	0	0
10/28 @NYG	1	21	21.0	21	0
11/4 ATL	5	62	12.4	20	0
11/11 @TB	0	0	0.0	0	0
11/18 HOU	0	0	0.0	0	0
11/22 @DAL	2	73	36.5	53	1
12/3 @PHI	2	15	7.5	9	0
12/9 NYG	4	31	7.8	11	0
12/16 @JAX	2	16	8.0	9	0
12/23 @TEN	Inactive				
12/30 PHI	Inactive				
TOTALS	25	367	14.7	53	2

18 Josh Doctson

	REC	YDS	AVG.	LG	TD
9/9 @ARI	1	11	11.0	11	0
9/16 IND	4	37	9.3	14	0
9/23 GB	0	0	0.0	0	0
10/8 @NO	Inactive				
10/14 CAR	3	20	6.7	8	0
10/21 DAL	3	42	14.0	15	0
10/28 @NYG	5	49	9.8	15	0
11/4 ATL	3	31	10.3	24	1
11/11 @TB	4	46	11.5	15	1
11/18 HOU	3	32	10.7	12	0
11/22 @DAL	6	66	11.0	17	0
12/3 @PHI	3	51	17.0	32	0
12/9 NYG	4	84	21.0	31	0
12/16 @JAX	0	0	0.0	0	0
12/23 @TEN	3	30	10.0	22	0
12/30 PHI	2	33	16.5	20	0
TOTALS	44	532	12.1	32	2

17 Michael Floyd

	REC	YDS	AVG.	LG	TD
9/9 @ARI	Not With Team				
9/16 IND	Not With Team				
9/23 GB	Inactive				
10/8 @NO	0	0	0.0	0	0
10/14 CAR	0	0	0.0	0	0
10/21 DAL	1	20	20.0	20	0
10/28 @NYG	0	0	0.0	0	0
11/4 ATL	0	0	0.0	0	0
11/11 @TB	2	15	7.5	9	0
11/18 HOU	1	18	18.0	18	0
11/22 @DAL	0	0	0.0	0	0
12/3 @PHI	1	9	9.0	9	0
12/9 NYG	0	0	0.0	0	0
12/16 @JAX	2	16	8.0	11	0
12/23 @TEN	1	7	7.0	7	1
12/30 PHI	2	15	7.5	8	0
TOTALS	10	100	10.0	20	1

2018 WASHINGTON REDSKINS STATISTICS

RECEIVING

13 Maurice Harris

	REC	YDS	AVG.	LG	TD
9/9 @ARI	Inactive				
9/16 IND	Inactive				
9/23 GB	0	0	0.0	0	0
10/8 @NO	3	47	15.7	42	0
10/14 CAR	3	13	4.3	13	0
10/21 DAL	3	22	7.3	10	0
10/28 @NYG	2	20	10.0	16	0
11/4 ATL	10	124	12.4	33	0
11/11 @TB	5	52	10.4	20	0
11/18 HOU	1	13	13.0	13	0
11/22 @DAL	0	0	0.0	0	0
12/3 @PHI	0	0	0.0	0	0
12/9 NYG	0	0	0.0	0	0
12/16 @JAX	1	13	13.0	13	0
12/23 @TEN	Inactive				
12/30 PHI	Reserve/Injured				
TOTALS	28	304	10.9	36	0

20 Rob Kelley

	REC	YDS	AVG.	LG	TD
9/9 @ARI	0	0	0.0	0	0
9/16 IND	0	0	0.0	0	0
9/23 GB	Reserve/Injured				
10/8 @NO	Reserve/Injured				
10/14 CAR	Reserve/Injured				
10/21 DAL	Reserve/Injured				
10/28 @NYG	Reserve/Injured				
11/4 ATL	Reserve/Injured				
11/11 @TB	Reserve/Injured				
11/18 HOU	Reserve/Injured				
11/22 @DAL	Reserve/Injured				
12/3 @PHI	Reserve/Injured				
12/9 NYG	Reserve/Injured				
12/16 @JAX	Reserve/Injured				
12/23 @TEN	Reserve/Injured				
12/30 PHI	Reserve/Injured				
TOTALS	0	0	0	0	0

34 Byron Marshall

	REC	YDS	AVG.	LG	TD
9/9 @ARI	Reserve/Injured				
9/16 IND	Reserve/Injured				
9/23 GB	Reserve/Injured				
10/8 @NO	Reserve/Injured				
10/14 CAR	Reserve/Injured				
10/21 DAL	Reserve/Injured				
10/28 @NYG	Reserve/Injured				
11/4 ATL	Reserve/Injured				
11/11 @TB	Reserve/Injured				
11/18 HOU	0	0	0	0	0
11/22 @DAL	0	0	0	0	0
12/3 @PHI	Inactive				
12/9 NYG	3	13	4.3	6	0
12/16 @JAX	1	17	17.0	17	0
12/23 @TEN	0	0	0.0	0	0
12/30 PHI	0	0	0.0	0	0
TOTALS	4	30	7.5	17	0

32 Samaje Perine

	REC	YDS	AVG.	LG	TD
9/9 @ARI	Inactive				
9/16 IND	Inactive				
9/23 GB	Inactive				
10/8 @NO	Inactive				
10/14 CAR	1	-3	-3.0	-3	0
10/21 DAL	0	0	0.0	0	0
10/28 @NYG	Inactive				
11/4 ATL	2	8	4.0	8	0
11/11 @TB	0	0	0.0	0	0
11/18 HOU	Inactive				
11/22 @DAL	Inactive				
12/3 @PHI	Inactive				
12/9 NYG	Inactive				
12/16 @JAX	Inactive				
12/23 @TEN	Inactive				
12/30 PHI	0	0	0.0	0	0
TOTALS	3	5	1.7	8	0

26 Adrian Peterson

	REC	YDS	AVG.	LG	TD
9/9 @ARI	2	70	35.0	52	0
9/16 IND	3	30	10.0	21	0
9/23 GB	0	0	0.0	0	0
10/8 @NO	2	36	18.0	24	0
10/14 CAR	0	0	0.0	0	0
10/21 DAL	1	8	8.0	8	0
10/28 @NYG	1	7	7.0	7	1
11/4 ATL	3	16	5.3	8	0
11/11 @TB	2	1	0.5	2	0
11/18 HOU	0	0	0.0	0	0
11/22 @DAL	2	9	4.5	9	0
12/3 @PHI	0	0	0.0	0	0
12/9 NYG	1	3	3.0	3	0
12/16 @JAX	2	20	10.0	13	0
12/23 @TEN	1	8	8.0	8	0
12/30 PHI	0	0	0.0	0	0
TOTALS	20	208	10.4	52	1

83 Brian Quick

	REC	YDS	AVG.	LG	TD
9/9 @ARI	Not With Team				
9/16 IND	0	0	0.0	0	0
9/23 GB	0	0	0.0	0	0
10/8 @NO	1	6	6.0	6	0
10/14 CAR	2	12	6.0	6	0
10/21 DAL	0	0	0.0	0	0
10/28 @NYG	Inactive				
11/4 ATL	Inactive				
11/11 @TB	0	0	0.0	0	0
11/18 HOU	Not With Team				
11/22 @DAL	Not With Team				
12/3 @PHI	Not With Team				
12/9 NYG	Not With Team				
12/16 @JAX	Not With Team				
12/23 @TEN	Not With Team				
12/30 PHI	Not With Team				
TOTALS	3	18	6.0	6	0

2018 WASHINGTON REDSKINS STATISTICS

RECEIVING

14 Trey Quinn

	REC	YDS	AVG.	LG	TD
9/9 @ARI	0	0	0.0	0	0
9/16 IND	Reserve/Injured				
9/23 GB	Reserve/Injured				
10/8 @NO	Reserve/Injured				
10/14 CAR	Reserve/Injured				
10/21 DAL	Reserve/Injured				
10/28 @NYG	Reserve/Injured				
11/4 ATL	Reserve/Injured				
11/11 @TB	Reserve/Injured				
11/18 HOU	4	49	12.3	15	0
11/22 @DAL	5	26	5.2	10	1
12/3 @PHI	Inactive				
12/9 NYG	Reserve/Injured				
12/16 @JAX	Reserve/Injured				
12/23 @TEN	Reserve/Injured				
12/30 PHI	Reserve/Injured				
TOTALS	9	75	8.3	15	1

86 Jordan Reed

	REC	YDS	AVG.	LG	TD
9/9 @ARI	4	48	12.0	22	1
9/16 IND	6	55	9.2	19	0
9/23 GB	4	65	16.3	34	0
10/8 @NO	1	21	21.0	21	0
10/14 CAR	5	36	7.2	10	0
10/21 DAL	2	43	21.5	27	0
10/28 @NYG	7	38	5.4	7	0
11/4 ATL	4	34	8.5	12	0
11/11 @TB	4	51	12.8	24	0
11/18 HOU	7	71	10.1	24	1
11/22 @DAL	6	75	12.5	20	0
12/3 @PHI	4	21	5.3	7	0
12/9 NYG	0	0	0.0	0	0
12/16 @JAX	Inactive				
12/23 @TEN	Inactive				
12/30 PHI	Reserve/Injured				
TOTALS	54	558	10.3	34	2

10 Paul Richardson Jr.

	REC	YDS	AVG.	LG	TD
9/9 @ARI	4	22	5.5	7	0
9/16 IND	4	63	15.8	34	0
9/23 GB	1	46	46.0	46	1
10/8 @NO	4	50	12.5	23	0
10/14 CAR	3	31	10.3	21	1
10/21 DAL	Inactive				
10/28 @NYG	2	34	17.0	25	0
11/4 ATL	2	16	8.0	11	0
11/11 @TB	Reserve/Injured				
11/18 HOU	Reserve/Injured				
11/22 @DAL	Reserve/Injured				
12/3 @PHI	Reserve/Injured				
12/9 NYG	Reserve/Injured				
12/16 @JAX	Reserve/Injured				
12/23 @TEN	Reserve/Injured				
12/30 PHI	Reserve/Injured				
TOTALS	20	262	13.1	46	2

89 Cam Sims

	REC	YDS	AVG.	LG	TD
9/9 @ARI	0	0	0.0	0	0
9/16 IND	Reserve/Injured				
9/23 GB	Reserve/Injured				
10/8 @NO	Reserve/Injured				
10/14 CAR	Reserve/Injured				
10/21 DAL	Reserve/Injured				
10/28 @NYG	Reserve/Injured				
11/4 ATL	Reserve/Injured				
11/11 @TB	Reserve/Injured				
11/18 HOU	Reserve/Injured				
11/22 @DAL	Reserve/Injured				
12/3 @PHI	Reserve/Injured				
12/9 NYG	Reserve/Injured				
12/16 @JAX	Reserve/Injured				
12/23 @TEN	Reserve/Injured				
12/30 PHI	Reserve/Injured				
TOTALS	0	0	0	0	0

87 Jeremy Sprinkle

	REC	YDS	AVG.	LG	TD
9/9 @ARI	0	0	0.0	0	0
9/16 IND	0	0	0.0	0	0
9/23 GB	0	0	0.0	0	0
10/8 @NO	0	0	0.0	0	0
10/14 CAR	0	0	0.0	0	0
10/21 DAL	0	0	0.0	0	0
10/28 @NYG	0	0	0.0	0	0
11/4 ATL	0	0	0.0	0	0
11/11 @TB	0	0	0.0	0	0
11/18 HOU	0	0	0.0	0	0
11/22 @DAL	0	0	0.0	0	0
12/3 @PHI	0	0	0.0	0	0
12/9 NYG	0	0	0.0	0	0
12/16 @JAX	3	19	6.3	9	1
12/23 @TEN	2	22	11.0	15	0
12/30 PHI	0	0	0.0	0	0
TOTALS	5	41	8.2	15	1

25 Chris Thompson

	REC	YDS	AVG.	LG	TD
9/9 @ARI	6	63	10.5	23	1
9/16 IND	13	92	7.1	14	0
9/23 GB	1	0	0.0	0	0
10/8 @NO	6	45	7.5	17	0
10/14 CAR	Inactive				
10/21 DAL	Inactive				
10/28 @NYG	2	9	4.5	6	0
11/4 ATL	Inactive				
11/11 @TB	Inactive				
11/18 HOU	Inactive				
11/22 @DAL	Inactive				
12/3 @PHI	3	18	6.0	9	0
12/9 NYG	3	15	5.0	6	0
12/16 @JAX	1	4	4.0	4	0
12/23 @TEN	1	8	8.0	8	0
12/30 PHI	5	14	2.8	7	0
TOTALS	41	268	6.5	23	1

2018 WASHINGTON REDSKINS STATISTICS

DEFENSIVE LINE

95 Jonathan Allen

	TOT	SOLO	ASST.	SACKS/YDS	PD	INT.	FR	FF
9/9 @ARI	1	0	1	0/0	0	0	0	0
9/16 IND	4	3	1	0/0	0	0	0	0
9/23 GB	5	3	2	2/14	0	0	0	0
10/8 @NO	5	0	5	0/0	0	0	0	0
10/14 CAR	2	2	0	0/0	0	0	0	0
10/21 DAL	2	1	1	1/8	0	0	0	0
10/28 @NYG	3	1	2	1/9	0	0	0	0
11/4 ATL	3	3	0	0/0	0	0	0	0
11/11 @TB	3	3	0	0/0	0	0	0	0
11/18 HOU	4	3	1	0/0	0	0	0	0
11/22 @DAL	9	5	4	1/7	0	0	0	0
12/3 @PHI	2	0	2	0/0	0	0	0	0
12/9 NYG	3	1	2	0/0	0	0	0	0
12/16 @JAX	5	4	1	2/15	0	0	0	0
12/23 @TEN	4	3	1	1/8	0	0	0	0
12/30 PHI	6	4	2	0/0	0	0	0	0
TOTALS	46	36	25	8/61	0	0	0	0

99 Caleb Brantley

	TOT	SOLO	ASST.	SACKS/YDS	PD	INT.	FR	FF
9/9 @ARI	Inactive							
9/16 IND	Inactive							
9/23 GB	Inactive							
10/8 @NO	Inactive							
10/14 CAR	Inactive							
10/21 DAL	0	0	0	0/0	0	0	0	0
10/28 @NYG	0	0	0	0/0	0	0	0	0
11/4 ATL	0	0	0	0/0	0	0	0	0
11/11 @TB	Inactive							
11/18 HOU	Inactive							
11/22 @DAL	Inactive							
12/3 @PHI	0	0	0	0/0	0	0	0	0
12/9 NYG	Inactive							
12/16 @JAX	0	0	0	0/0	0	0	0	0
12/23 @TEN	0	0	0	0/0	0	0	0	0
12/30 PHI	1	1	0	0/0	0	0	0	0
TOTALS	1	1	0	0/0	0	0	0	0

90 Ziggy Hood

	TOT	SOLO	ASST.	SACKS/YDS	PD	INT.	FR	FF
9/9 @ARI	1	0	1	0/0	0	0	0	0
9/16 IND	2	1	1	0/0	0	0	0	0
9/23 GB	0	0	0	0/0	0	0	0	0
10/8 @NO	0	0	0	0/0	0	0	0	0
10/14 CAR	0	0	0	0	0	0	0	0
10/21 DAL	Not With Team							
10/28 @NYG	Not With Team							
11/4 ATL	Not With Team							
11/11 @TB	Not With Team							
11/18 HOU	Not With Team							
11/22 @DAL	Not With Team							
12/3 @PHI	Not With Team							
12/9 NYG	Not With Team							
12/16 @JAX	Not With Team							
12/23 @TEN	Not With Team							
12/30 PHI	Not With Team							
TOTALS	3	1	2	0/0	0	0	0	0

98 Matt Ioannidis

	TOT	SOLO	ASST.	SACKS/YDS	PD	INT.	FR	FF
9/9 @ARI	1	1	0	1/4	0	0	1	1
9/16 IND	2	2	0	1/2	0	0	0	0
9/23 GB	2	1	1	1/7	0	0	0	0
10/8 @NO	3	1	2	0/0	0	0	0	0
10/14 CAR	1	1	0	0/0	0	0	0	0
10/21 DAL	1	1	0	0/0	0	0	0	0
10/28 @NYG	5	4	1	2.5/16	0	0	0	0
11/4 ATL	7	6	1	1/8	0	0	0	0
11/11 @TB	1	1	0	1/3	0	0	0	0
11/18 HOU	3	2	1	0/0	0	0	0	0
11/22 @DAL	1	1	0	0/0	0	0	0	0
12/3 @PHI	Inactive							
12/9 NYG	0	0	0	0/0	0	0	0	0
12/16 @JAX	1	0	1	0/0	0	0	0	0
12/23 @TEN	1	1	0	0/0	0	0	0	0
12/30 PHI	Inactive							
TOTALS	29	22	7	7.5/40	0	0	1	1

92 Stacy McGee

	TOT	SOLO	ASST.	SACKS/YDS	PD	INT.	FR	FF
9/9 @ARI	Active/Physically Unable to Perform List							
9/16 IND	Active/Physically Unable to Perform List							
9/23 GB	Active/Physically Unable to Perform List							
10/8 @NO	Active/Physically Unable to Perform List							
10/14 CAR	Active/Physically Unable to Perform List							
10/21 DAL	Active/Physically Unable to Perform List							
10/28 @NYG	Active/Physically Unable to Perform List							
11/4 ATL	Active/Physically Unable to Perform List							
11/11 @TB	1	1	0	0/0	0	0	0	0
11/18 HOU	1	1	0	0/0	0	0	0	0
11/22 @DAL	0	0	0	0/0	0	0	0	0
12/3 @PHI	0	0	0	0/0	0	0	0	0
12/9 NYG	2	1	1	0/0	0	0	0	0
12/16 @JAX	3	2	1	0/0	0	0	0	0
12/23 @TEN	0	0	0	0/0	0	0	0	0
12/30 PHI	2	0	2	1/3	0	0	0	0
TOTALS	9	5	4	0/0	0	0	0	0

95 Daron Payne

	TOT	SOLO	ASST.	SACKS/YDS	PD	INT.	FR	FF
9/9 @ARI	3	2	1	0/0	0	0	0	0
9/16 IND	2	1	1	0/0	0	0	0	0
9/23 GB	5	4	1	1/4	0	0	0	0
10/8 @NO	4	3	1	1/6	0	0	0	1
10/14 CAR	3	2	1	0/0	0	0	0	0
10/21 DAL	4	1	3	0/0	1	0	0	0
10/28 @NYG	4	3	1	1/6	0	0	0	0
11/4 ATL	1	0	1	0/0	0	0	0	0
11/11 @TB	2	0	2	0/0	0	0	0	0
11/18 HOU	7	3	4	0/0	0	0	0	0
11/22 @DAL	4	3	1	1/4	1	0	0	0
12/3 @PHI	1	1	0	0/0	0	0	0	0
12/9 NYG	5	3	2	1/8	0	0	0	0
12/16 @JAX	2	2	0	0/0	0	0	1	0
12/23 @TEN	3	2	1	0/0	1	0	0	0
12/30 PHI	5	5	0	0/0	0	0	0	0
TOTALS	55	35	20	5/28	3	0	1	1

2018 WASHINGTON REDSKINS STATISTICS

LINEBACKERS

52 Ryan Anderson

	TOT	SOLO	ASST.	SACKS/YDS	PD	INT.	FR	FF
9/9 @ARI	1	1	0	1/4	0	0	0	0
9/16 IND	0	0	0	0/0	0	0	0	0
9/23 GB	1	0	1	0/0	0	0	0	0
10/8 @NO	3	1	2	0/0	0	0	0	0
10/14 CAR	1	0	1	0/0	0	0	0	0
10/21 DAL	1	1	0	1/0	0	0	0	0
10/28 @NYG	1	0	1	0/0	0	0	0	0
11/4 ATL	1	1	0	0/0	0	0	0	0
11/11 @TB	0	0	0	0/0	0	0	0	0
11/18 HOU	4	0	4	0/0	0	0	0	0
11/22 @DAL	0	0	0	0/0	0	0	0	0
12/3 @PHI	1	1	0	0/0	0	0	0	0
12/9 NYG	Inactive							
12/16 @JAX	Inactive							
12/23 @TEN	1	0	1	0/0	0	0	0	0
12/30 PHI	Inactive							
TOTALS	15	5	10	2/4	0	0	0	0

53 Zach Brown

	TOT	SOLO	ASST.	SACKS/YDS	PD	INT.	FR	FF
9/9 @ARI	5	5	0	0/0	0	0	0	0
9/16 IND	10	4	6	0/0	0	0	0	0
9/23 GB	6	3	3	0/0	0	0	0	0
10/8 @NO	6	4	2	0/0	0	0	0	0
10/14 CAR	6	5	1	0/0	0	0	0	0
10/21 DAL	9	8	1	0/0	0	0	0	0
10/28 @NYG	6	3	3	0/0	1	0	0	0
11/4 ATL	3	3	0	0/0	0	0	0	0
11/11 @TB	9	7	2	0/0	0	0	0	1
11/18 HOU	8	3	5	0/0	0	0	0	0
11/22 @DAL	5	3	2	0/0	0	0	0	0
12/3 @PHI	9	8	1	0/0	0	0	0	1
12/9 NYG	2	1	1	0/0	0	0	0	0
12/16 @JAX	4	2	2	1/5	0	0	0	0
12/23 @TEN	2	2	0	0/0	0	0	0	0
12/30 PHI	11	9	2	0/0	0	0	0	0
TOTALS	101	70	31	1/5	1	0	0	2

54 Mason Foster

	TOT	SOLO	ASST.	SACKS/YDS	PD	INT.	FR	FF
9/9 @ARI	5	3	2	0/0	0	0	0	0
9/16 IND	11	8	3	0/0	1	0	0	0
9/23 GB	10	2	8	0/0	0	0	0	0
10/8 @NO	10	6	4	0/0	0	0	0	0
10/14 CAR	6	4	2	0/0	0	0	1	0
10/21 DAL	9	6	3	0/0	0	0	0	0
10/28 @NYG	13	9	4	0/0	0	0	0	0
11/4 ATL	5	3	2	0/0	0	0	0	0
11/11 @TB	10	8	2	0/0	0	0	0	0
11/18 HOU	10	9	1	0/0	1	1	1	0
11/22 @DAL	8	2	6	0/0	0	0	0	0
12/3 @PHI	5	5	0	0/0	0	0	0	0
12/9 NYG	6	4	2	0/0	1	1	0	0
12/16 @JAX	7	4	3	0/0	0	0	0	0
12/23 @TEN	9	4	5	1/7	1	0	0	0
12/30 PHI	8	6	2	0/0	0	0	0	0
TOTALS	132	83	49	1/7	4	2	2	0

51 Shaun Dion Hamilton

	TOT	SOLO	ASST.	SACKS/YDS	PD	INT.	FR	FF
9/9 @ARI	0	0	0	0/0	0	0	0	0
9/16 IND	0	0	0	0/0	0	0	0	0
9/23 GB	2	2	0	0/0	0	0	0	0
10/8 @NO	0	0	0	0/0	0	0	0	0
10/14 CAR	1	1	0	0/0	0	0	0	1
10/21 DAL	0	0	0	0/0	0	0	0	0
10/28 @NYG	0	0	0	0/0	0	0	0	0
11/4 ATL	0	0	0	0/0	0	0	0	0
11/11 @TB	0	0	0	0/0	0	0	0	0
11/18 HOU	0	0	0	0/0	0	0	0	0
11/22 @DAL	0	0	0	0/0	0	0	0	0
12/3 @PHI	0	0	0	0/0	0	0	0	0
12/9 NYG	7	5	2	0/0	0	0	0	0
12/16 @JAX	4	2	2	0.5/2	0	0	0	0
12/23 @TEN	4	4	0	0/0	0	0	0	0
12/30 PHI	7	5	2	1/5	0	0	0	0
TOTALS	25	19	6	0.5/2	0	0	0	1

40 Josh Harvey-Clemons

	TOT	SOLO	ASST.	SACKS/YDS	PD	INT.	FR	FF
9/9 @ARI	0	0	0	0/0	1	0	0	0
9/16 IND	0	0	0	0/0	0	0	0	0
9/23 GB	3	2	1	0/0	0	0	0	0
10/8 @NO	1	1	0	0/0	0	0	0	0
10/14 CAR	4	3	1	0/0	0	0	0	0
10/21 DAL	1	1	0	0/0	1	0	0	0
10/28 @NYG	3	3	0	1/7	0	0	0	0
11/4 ATL	3	2	1	0/0	0	0	0	0
11/11 @TB	1	1	0	0/0	0	0	0	0
11/18 HOU	0	0	0	0/0	1	0	0	0
11/22 @DAL	1	1	0	0/0	0	0	0	0
12/3 @PHI	0	0	0	0/0	0	0	0	0
12/9 NYG	2	2	0	0/0	0	0	0	0
12/16 @JAX	0	0	0	0/0	0	0	0	0
12/23 @TEN	0	0	0	0/0	0	0	0	0
12/30 PHI	0	0	0	0/0	0	0	0	0
TOTALS	19	16	3	1/7	3	0	0	0

91 Ryan Kerrigan

	TOT	SOLO	ASST.	SACKS/YDS	PD	INT.	FR	FF
9/9 @ARI	0	0	0	0/0	0	0	0	0
9/16 IND	1	0	1	0/0	0	0	0	0
9/23 GB	1	0	1	0/0	0	0	0	0
10/8 @NO	3	3	0	1/8	0	0	0	0
10/14 CAR	1	1	0	0/0	0	0	0	0
10/21 DAL	5	4	1	2/15	1	0	0	1
10/28 @NYG	4	2	2	1.5/12	0	0	0	0
11/4 ATL	2	2	0	1/5	0	0	0	0
11/11 @TB	2	1	1	0/0	0	0	1	0
11/18 HOU	2	1	1	1/9	0	0	0	0
11/22 @DAL	4	1	3	0.5/6.5	0	0	0	0
12/3 @PHI	2	2	0	0/0	0	0	0	0
12/9 NYG	6	4	2	1/14	0	0	0	0
12/16 @JAX	6	5	1	2/13	0	0	0	1
12/23 @TEN	1	1	0	1/4	0	0	0	0
12/30 PHI	1	1	0	1/4	0	0	0	0
TOTALS	41	28	13	11/86.5	1	0	1	2

2018 WASHINGTON REDSKINS STATISTICS

LINEBACKERS

50 Josh Keyes

	TOT	SOLO	ASST.	SACKS/YDS	PD	INT.	FR	FF
9/9 @ARI	Inactive							
9/16 IND	Not With Team							
9/23 GB	Not With Team							
10/8 @NO	Not With Team							
10/14 CAR	Not With Team							
10/21 DAL	Not With Team							
10/28 @NYG	Not With Team							
11/4 ATL	Not With Team							
11/11 @TB	Not With Team							
11/18 HOU	Not With Team							
11/22 @DAL	Not With Team							
12/3 @PHI	Not With Team							
12/9 NYG	Not With Team							
12/16 @JAX	Not With Team							
12/23 @TEN	Not With Team							
12/30 PHI	Not With Team							
TOTALS	0	0	0	0/0	0	0	0	0

58 Cassanova McKinzy

	TOT	SOLO	ASST.	SACKS/YDS	PD	INT.	FR	FF
9/9 @ARI	Not With Team							
9/16 IND	Not With Team							
9/23 GB	Not With Team							
10/8 @NO	Not With Team							
10/14 CAR	Not With Team							
10/21 DAL	Not With Team							
10/28 @NYG	Not With Team							
11/4 ATL	Not With Team							
11/11 @TB	1	1	0	0/0	0	0	0	0
11/18 HOU	0	0	0	0/0	0	0	0	0
11/22 @DAL	0	0	0	0/0	0	0	0	0
12/3 @PHI	Reserve/Injured							
12/9 NYG	Reserve/Injured							
12/16 @JAX	Reserve/Injured							
12/23 @TEN	Reserve/Injured							
12/30 PHI	Reserve/Injured							
TOTALS	1	1	0	0/0	0	0	0	0

96 Pernell McPhee

	TOT	SOLO	ASST.	SACKS/YDS	PD	INT.	FR	FF
9/9 @ARI	1	0	1	0/0	0	0	0	0
9/16 IND	0	0	0	0/0	0	0	0	0
9/23 GB	0	0	0	0/0	0	0	0	0
10/8 @NO	1	1	0	0/0	0	0	1	0
10/14 CAR	0	0	0	0/0	0	0	0	0
10/21 DAL	0	0	0	0/0	0	0	0	0
10/28 @NYG	1	1	0	0/0	0	0	0	0
11/4 ATL	1	1	0	0/0	1	0	0	0
11/11 @TB	Inactive							
11/18 HOU	Inactive							
11/22 @DAL	Inactive							
12/3 @PHI	1	1	0	0/0	0	0	0	0
12/9 NYG	1	0	1	0/0	0	0	0	0
12/16 @JAX	1	1	0	0/0	0	0	0	0
12/23 @TEN	1	1	0	0/0	0	0	0	0
12/30 PHI	3	2	1	0/0	1	0	0	0
TOTALS	11	8	3	0/0	2	0	1	0

48 Marcus Smith

	TOT	SOLO	ASST.	SACKS/YDS	PD	INT.	FR	FF
9/9 @ARI	Not With Team							
9/16 IND	Not With Team							
9/23 GB	Not With Team							
10/8 @NO	Not With Team							
10/14 CAR	Not With Team							
10/21 DAL	Not With Team							
10/28 @NYG	Not With Team							
11/4 ATL	Not With Team							
11/11 @TB	Not With Team							
11/18 HOU	Not With Team							
11/22 @DAL	Not With Team							
12/3 @PHI	Not With Team							
12/9 NYG	0	0	0	0/0	0	0	0	0
12/16 @JAX	Not With Team							
12/23 @TEN	Not With Team							
12/30 PHI	0	0	0	0/0	0	0	0	0
TOTALS	0	0	0	0/0	0	0	0	0

94 Preston Smith

	TOT	SOLO	ASST.	SACKS/YDS	PD	INT.	FR	FF
9/9 @ARI	0	0	0	0/0	0	0	0	0
9/16 IND	4	2	2	0/0	0	0	0	0
9/23 GB	7	6	1	0/0	0	0	0	0
10/8 @NO	4	2	2	0/0	0	0	0	0
10/14 CAR	1	1	0	0/0	0	0	0	0
10/21 DAL	1	0	1	0/0	1	0	1	0
10/28 @NYG	3	1	2	0/0	1	0	0	0
11/4 ATL	1	1	0	0/0	0	0	0	0
11/11 @TB	3	2	1	1/5	0	0	0	1
11/18 HOU	4	3	1	1/12	1	1	0	0
11/22 @DAL	8	3	5	1.5/13.5	0	0	0	0
12/3 @PHI	3	3	0	0/0	0	0	0	0
12/9 NYG	5	3	2	0/0	0	0	0	0
12/16 @JAX	3	1	2	0.5/2	0	0	0	0
12/23 @TEN	4	2	2	0/0	0	0	0	0
12/30 PHI	2	1	1	0/0	0	0	0	0
TOTALS	53	31	22	4/32.5	3	1	1	1

56 Zach Vigil

	TOT	SOLO	ASST.	SACKS/YDS	PD	INT.	FR	FF
9/9 @ARI	3	3	0	0/0	0	0	0	0
9/16 IND	0	0	0	0/0	0	0	0	0
9/23 GB	0	0	0	0/0	0	0	0	0
10/8 @NO	0	0	0	0/0	0	0	0	0
10/14 CAR	0	0	0	0/0	0	0	0	0
10/21 DAL	0	0	0	0/0	0	0	0	0
10/28 @NYG	0	0	0	0/0	0	0	0	0
11/4 ATL	0	0	0	0/0	0	0	0	0
11/11 @TB	Inactive							
11/18 HOU	0	0	0	0/0	0	0	0	0
11/22 @DAL	Inactive							
12/3 @PHI	0	0	0	0/0	0	0	0	0
12/9 NYG	0	0	0	0/0	0	0	0	0
12/16 @JAX	0	0	0	0/0	0	0	0	0
12/23 @TEN	0	0	0	0/0	0	0	0	0
12/30 PHI	0	0	0	0/0	0	0	0	0
TOTALS	3	3	0	0/0	0	0	0	0

2018 WASHINGTON REDSKINS STATISTICS

DEFENSIVE BACKS

39 Adonis Alexander

	TOT	SOLO	ASST.	SACKS/YDS	PD	INT.	FR	FF
9/9 @ARI	Inactive							
9/16 IND	Inactive							
9/23 GB	Inactive							
10/8 @NO	Inactive							
10/14 CAR	Inactive							
10/21 DAL	0	0	0	0/0	0	0	0	0
10/28 @NYG	0	0	0	0/0	0	0	0	0
11/4 ATL	Inactive							
11/11 @TB	0	0	0	0/0	0	0	0	0
11/18 HOU	0	0	0	0/0	0	0	0	0
11/22 @DAL	Inactive							
12/3 @PHI	2	2	0	0/0	0	0	0	0
12/9 NYG	0	0	0	0/0	0	0	0	0
12/16 @JAX	0	0	0	0/0	0	0	0	0
12/23 @TEN	0	0	0	0/0	0	0	0	0
12/30 PHI	1	1	0	0/0	0	0	0	0
TOTALS	3	3	0	0/0	0	0	0	0

20 Ha Ha Clinton-Dix

	TOT	SOLO	ASST.	SACKS/YDS	PD	INT.	FR	FF
9/9 @ARI	Not With Team							
9/16 IND	Not With Team							
9/23 GB	Not With Team							
10/8 @NO	Not With Team							
10/14 CAR	Not With Team							
10/21 DAL	Not With Team							
10/28 @NYG	Not With Team							
11/4 ATL	7	5	2	0/0	0	0	0	0
11/11 @TB	8	8	0	0/0	1	0	1	0
11/18 HOU	13	11	2	0/0	0	0	0	1
11/22 @DAL	4	3	1	0/0	0	0	0	0
12/3 @PHI	7	7	0	0/0	0	0	0	0
12/9 NYG	7	5	2	0/0	1	0	0	0
12/16 @JAX	5	5	0	0/0	1	0	0	0
12/23 @TEN	8	7	1	0/0	0	0	0	0
12/30 PHI	6	4	2	0/0	0	0	0	0
TOTALS	65	55	10	0/0	3	0	1	1

23 Quinton Dunbar

	TOT	SOLO	ASST.	SACKS/YDS	PD	INT.	FR	FF
9/9 @ARI	5	4	1	0/0	3	1	0	0
9/16 IND	5	5	0	0/0	1	0	0	0
9/23 GB	6	6	0	0/0	0	0	0	0
10/8 @NO	6	5	1	0/0	1	0	0	0
10/14 CAR	6	6	0	0/0	0	0	0	0
10/21 DAL	Inactive							
10/28 @NYG	Inactive							
11/4 ATL	6	5	1	0/0	3	1	0	0
11/11 @TB	Inactive							
11/18 HOU	Inactive							
11/22 @DAL	4	4	0	0/0	1	0	0	0
12/3 @PHI	Inactive							
12/9 NYG	Reserve/Injured							
12/16 @JAX	Reserve/Injured							
12/23 @TEN	Reserve/Injured							
12/30 PHI	Reserve/Injured							
TOTALS	38	35	3	0/0	9	2	0	0

22 Deshaazor Everett

	TOT	SOLO	ASST.	SACKS/YDS	PD	INT.	FR	FF
9/9 @ARI	0	0	0	0/0	0	0	0	0
9/16 IND	0	0	0	0/0	0	0	0	0
9/23 GB	1	1	0	0/0	0	0	0	0
10/8 @NO	1	1	0	0/0	0	0	0	0
10/14 CAR	0	0	0	0/0	0	0	0	0
10/21 DAL	0	0	0	0/0	0	0	0	0
10/28 @NYG	0	0	0	0/0	0	0	0	0
11/4 ATL	0	0	0	0/0	0	0	0	0
11/11 @TB	1	1	0	0/0	0	0	0	0
11/18 HOU	0	0	0	0/0	0	0	0	0
11/22 @DAL	2	1	1	0/0	0	0	0	0
12/3 @PHI	1	0	1	0/0	0	0	0	0
12/9 NYG	1	1	0	0/0	0	0	0	0
12/16 @JAX	0	0	0	0/0	0	0	0	0
12/23 @TEN	0	0	0	0/0	0	0	0	0
12/30 PHI	9	5	4	0/0	1	1	0	0
TOTALS	16	10	6	0/0	1	1	0	0

38 Joshua Holsey

	TOT	SOLO	ASST.	SACKS/YDS	PD	INT.	FR	FF
9/9 @ARI	Non-Football Injury List							
9/16 IND	Non-Football Injury List							
9/23 GB	Non-Football Injury List							
10/8 @NO	Non-Football Injury List							
10/14 CAR	Non-Football Injury List							
10/21 DAL	Non-Football Injury List							
10/28 @NYG	Non-Football Injury List							
11/4 ATL	Non-Football Injury List							
11/11 @TB	Non-Football Injury List							
11/18 HOU	Non-Football Injury List							
11/22 @DAL	Practice Squad							
12/3 @PHI	Practice Squad							
12/9 NYG	Practice Squad							
12/16 @JAX	2	2	0	0/0	0	0	0	0
12/23 @TEN	Reserve/Injured							
12/30 PHI	Reserve/Injured							
TOTALS	2	2	0	0/0	0	0	0	0

41 Danny Johnson

	TOT	SOLO	ASST.	SACKS/YDS	PD	INT.	FR	FF
9/9 @ARI	1	1	0	0/0	0	0	0	0
9/16 IND	0	0	0	0/0	0	0	0	0
9/23 GB	0	0	0	0/0	0	0	0	0
10/8 @NO	1	1	0	0/0	0	0	0	0
10/14 CAR	1	0	1	0/0	0	0	0	0
10/21 DAL	1	1	0	0/0	0	0	0	0
10/28 @NYG	0	0	0	0/0	0	0	0	0
11/4 ATL	2	2	0	0/0	0	0	0	0
11/11 @TB	4	4	0	0/0	1	0	0	0
11/18 HOU	0	0	0	0/0	0	0	0	0
11/22 @DAL	0	0	0	0/0	0	0	0	0
12/3 @PHI	0	0	0	0/0	0	0	0	0
12/9 NYG	0	0	0	0/0	0	0	0	0
12/16 @JAX	1	0	1	0/0	0	0	0	0
12/23 @TEN	Reserve/Injured							
12/30 PHI	Reserve/Injured							
TOTALS	11	9	2	0/0	1	0	0	0

2018 WASHINGTON REDSKINS STATISTICS

DEFENSIVE BACKS

48 Kenny Ladler

	TOT	SOLO	ASST.	SACKS/YDS	PD	INT.	FR	FF
9/9 @ARI	Practice Squad							
9/16 IND	0	0	0	0/0	0	0	0	0
9/23 GB	1	1	0	0/0	0	0	0	0
10/8 @NO	1	0	1	0/0	0	0	0	0
10/14 CAR	1	0	1	0/0	0	0	0	0
10/21 DAL	0	0	0	0/0	0	0	0	0
10/28 @NYG	Inactive							
11/4 ATL	Inactive							
11/11 @TB	Not With Team							
11/18 HOU	Not With Team							
11/22 @DAL	Not With Team							
12/3 @PHI	Not With Team							
12/9 NYG	Not With Team							
12/16 @JAX	Not With Team							
12/23 @TEN	Not With Team							
12/30 PHI	Not With Team							
TOTALS	3	1	2	0/0	0	0	0	0

31 Fabian Moreau

	TOT	SOLO	ASST.	SACKS/YDS	PD	INT.	FR	FF
9/9 @ARI	2	1	1	0/0	0	0	0	0
9/16 IND	2	1	1	0/0	0	0	0	0
9/23 GB	4	3	1	0/0	0	0	0	1
10/8 @NO	5	3	2	0/0	0	0	0	1
10/14 CAR	2	2	0	0/0	0	0	0	0
10/21 DAL	4	2	2	0/0	0	0	0	0
10/28 @NYG	5	3	2	0/0	0	0	0	0
11/4 ATL	4	1	3	0/0	1	0	0	0
11/11 @TB	6	6	0	0/0	0	0	0	0
11/18 HOU	2	1	1	0/0	0	0	0	0
11/22 @DAL	2	2	0	0/0	0	0	0	0
12/3 @PHI	9	7	2	0/0	2	0	0	1
12/9 NYG	4	2	2	0/0	0	0	0	0
12/16 @JAX	1	0	1	0/0	1	1	0	0
12/23 @TEN	1	0	1	0/0	0	0	0	0
12/30 PHI	4	2	2	0/0	1	0	0	0
TOTALS	57	36	21	0/0	5	1	0	3

35 Montae Nicholson

	TOT	SOLO	ASST.	SACKS/YDS	PD	INT.	FR	FF
9/9 @ARI	5	5	0	0/0	0	0	0	0
9/16 IND	6	4	2	0/0	1	0	0	0
9/23 GB	8	4	4	0/0	0	0	0	0
10/8 @NO	3	2	1	0/0	0	0	0	0
10/14 CAR	3	2	1	0/0	0	0	0	0
10/21 DAL	2	2	0	0/0	0	0	0	0
10/28 @NYG	5	4	1	0/0	0	0	0	0
11/4 ATL	4	3	1	0/0	0	0	0	0
11/11 @TB	0	0	0	0/0	0	0	0	0
11/18 HOU	0	0	0	0/0	0	0	0	0
11/22 @DAL	0	0	0	0/0	0	0	0	0
12/3 @PHI	0	0	0	0/0	0	0	0	0
12/9 NYG	0	0	0	0/0	0	0	0	0
12/16 @JAX	0	0	0	0/0	0	0	0	0
12/23 @TEN	Reserve/Non-Football Injury List							
12/30 PHI	Reserve/Non-Football Injury List							
TOTALS	36	26	10	0/0	1	0	0	0

24 Josh Norman

	TOT	SOLO	ASST.	SACKS/YDS	PD	INT.	FR	FF
9/9 @ARI	1	1	0	0/0	0	0	0	0
9/16 IND	7	4	3	0/0	0	0	0	0
9/23 GB	7	2	5	0/0	0	0	1	0
10/8 @NO	3	3	0	0/0	0	0	0	0
10/14 CAR	5	4	1	0/0	1	1	0	1
10/21 DAL	5	5	0	0/0	0	0	0	1
10/28 @NYG	4	1	3	0/0	1	0	0	0
11/4 ATL	6	3	3	0/0	2	0	0	0
11/11 @TB	1	1	0	0/0	1	1	0	0
11/18 HOU	2	0	2	0/0	0	0	0	0
11/22 @DAL	6	5	1	0/0	1	0	0	1
12/3 @PHI	2	1	1	0/0	1	1	0	0
12/9 NYG	1	1	0	0/0	2	0	0	0
12/16 @JAX	4	3	1	0/0	0	0	0	0
12/23 @TEN	5	4	1	0/0	0	0	0	0
12/30 PHI	5	3	2	0/0	0	0	0	0
TOTALS	64	41	23	0/0	9	3	1	3

37 Greg Stroman

	TOT	SOLO	ASST.	SACKS/YDS	PD	INT.	FR	FF
9/9 @ARI	0	0	0	0/0	0	0	0	0
9/16 IND	0	0	0	0/0	0	0	0	0
9/23 GB	0	0	0	0/0	0	0	0	0
10/8 @NO	1	1	0	0/0	0	0	0	0
10/14 CAR	0	0	0	0/0	0	0	0	0
10/21 DAL	4	4	0	0/0	0	0	0	0
10/28 @NYG	6	4	2	0/0	2	0	0	0
11/4 ATL	0	0	0	0/0	0	0	0	0
11/11 @TB	5	5	0	0/0	1	1	0	1
11/18 HOU	3	0	3	0/0	0	0	0	0
11/22 @DAL	0	0	0	0/0	0	0	0	0
12/3 @PHI	7	6	1	0/0	0	0	0	0
12/9 NYG	2	2	0	0/0	1	0	0	0
12/16 @JAX	Inactive							
12/23 @TEN	5	5	0	0/0	0	0	0	0
12/30 PHI	5	4	1	0/0	0	0	0	0
TOTALS	38	31	7	0/0	4	1	0	1

36 D.J. Swearingen

	TOT	SOLO	ASST.	SACKS/YDS	PD	INT.	FR	FF
9/9 @ARI	5	5	0	0/0	1	0	0	0
9/16 IND	3	3	0	0/0	2	2	0	0
9/23 GB	2	2	0	0/0	1	0	0	0
10/8 @NO	5	4	1	0/0	0	0	0	0
10/14 CAR	7	4	3	1/6	0	0	0	1
10/21 DAL	4	3	1	0/0	0	0	1	1
10/28 @NYG	5	4	1	0/0	3	2	0	0
11/4 ATL	0	0	0	0/0	0	0	0	0
11/11 @TB	2	1	1	0/0	2	0	0	0
11/18 HOU	3	3	0	1/6	0	0	0	1
11/22 @DAL	5	5	0	0/0	1	0	0	0
12/3 @PHI	4	4	0	0/0	0	0	0	0
12/9 NYG	4	1	3	0/0	0	0	0	0
12/16 @JAX	0	0	0	0/0	0	0	0	0
12/23 @TEN	2	2	0	0/0	0	0	0	0
12/30 PHI	Not With Team							
TOTALS	51	41	10	2/12	10	4	1	3

2018 WASHINGTON REDSKINS STATISTICS

KICKOFF RETURNS

46 Kapri Bibbs

	NO.	YDS	AVG.	FC	LG	TD
9/9 @ARI	Practice Squad					
9/16 IND	Practice Squad					
9/23 GB	0	0	0.0	0	0	0
10/8 @NO	0	0	0.0	0	0	0
10/14 CAR	1	18	18.0	0	18	0
10/21 DAL	0	0	0.0	0	0	0
10/28 @NYG	1	20	20.0	0	20	0
11/4 ATL	1	19	19.0	0	19	0
11/11 @TB	0	0	0.0	0	0	0
11/18 HOU	0	0	0.0	0	0	0
11/22 @DAL	0	0	0.0	0	0	0
12/3 @PHI	0	0	0.0	0	0	0
12/9 NYG	Inactive					
12/16 @JAX	Not With Team					
12/23 @TEN	Not With Team					
12/30 PHI	Not With Team					
TOTALS	3	57	19.0	0	20	0

41 Danny Johnson

	NO.	YDS	AVG.	FC	LG	TD
9/9 @ARI	1	24	24.0	0	24	0
9/16 IND	0	0	0.0	0	0	0
9/23 GB	1	15	15.0	0	15	0
10/8 @NO	2	45	22.5	0	26	0
10/14 CAR	0	0	0.0	0	0	0
10/21 DAL	0	0	0.0	0	0	0
10/28 @NYG	0	0	0.0	0	0	0
11/4 ATL	0	0	0.0	0	0	0
11/11 @TB	1	19	19.0	0	0	0
11/18 HOU	4	78	19.5	0	27	0
11/22 @DAL	1	44	44.0	0	44	0
12/3 @PHI	0	0	0.0	0	0	0
12/9 NYG	2	58	29.0	0	29	0
12/16 @JAX	0	0	0.0	0	0	0
12/23 @TEN	Reserve/Injured					
12/30 PHI	Reserve/Injured					
TOTALS	12	283	23.6	0	44	0

13 Maurice Harris

	NO.	YDS	AVG.	FC	LG	TD
9/9 @ARI	Inactive					
9/16 IND	Inactive					
9/23 GB	0	0	0.0	0	0	0
10/8 @NO	0	0	0.0	0	0	0
10/14 CAR	0	0	0.0	0	0	0
10/21 DAL	0	0	0.0	0	0	0
10/28 @NYG	0	0	0.0	0	0	0
11/4 ATL	0	0	0.0	0	0	0
11/11 @TB	0	0	0.0	0	0	0
11/18 HOU	0	0	0.0	0	0	0
11/22 @DAL	0	0	0.0	0	0	0
12/3 @PHI	0	0	0.0	0	0	0
12/9 NYG	0	0	0.0	0	0	0
12/16 @JAX	0	0	0.0	0	0	0
12/23 @TEN	Inactive					
12/30 PHI	Reserve/Injured					
TOTALS	0	0	0	0	0	0

34 Byron Marshall

	NO.	YDS	AVG.	FC	LG	TD
9/9 @ARI	Reserve/Injured					
9/16 IND	Reserve/Injured					
9/23 GB	Reserve/Injured					
10/8 @NO	Reserve/Injured					
10/14 CAR	Reserve/Injured					
10/21 DAL	Reserve/Injured					
10/28 @NYG	Reserve/Injured					
11/4 ATL	Reserve/Injured					
11/11 @TB	Reserve/Injured					
11/18 HOU	0	0	0.0	0	0	0
11/22 @DAL	0	0	0.0	0	0	0
12/3 @PHI	Inactive					
12/9 NYG	0	0	0.0	0	0	0
12/16 @JAX	2	31	15.5	0	23	0
12/23 @TEN	1	28	28.0	0	28	0
12/30 PHI	3	55	18.3	0	23	0
TOTALS	6	114	19.0	0	28	0

87 Jeremy Sprinkle

	NO.	YDS	AVG.	FC	LG	TD
9/9 @ARI	0	0	0	0	0	0
9/16 IND	0	0	0	0	0	0
9/23 GB	0	0	0.0	0	0	0
10/8 @NO	0	0	0.0	0	0	0
10/14 CAR	1	6	6.0	0	6	0
10/21 DAL	0	0	0.0	0	0	0
10/28 @NYG	0	0	0.0	0	0	0
11/4 ATL	0	0	0.0	0	0	0
11/11 @TB	0	0	0.0	0	0	0
11/18 HOU	0	0	0.0	0	0	0
11/22 @DAL	0	0	0.0	0	0	0
12/3 @PHI	0	0	0.0	0	0	0
12/9 NYG	0	0	0.0	0	0	0
12/16 @JAX	0	0	0.0	0	0	0
12/23 @TEN	0	0	0.0	0	0	0
12/30 PHI	0	0	0.0	0	0	0
TOTALS	1	6	6.0	0	6	0

37 Greg Stroman

	NO.	YDS	AVG.	FC	LG	TD
9/9 @ARI	0	0	0	0	0	0
9/16 IND	1	16	16.0	0	16	0
9/23 GB	1	18	18.0	0	18	0
10/8 @NO	0	0	0.0	0	0	0
10/14 CAR	0	0	0.0	0	0	0
10/21 DAL	0	0	0.0	0	0	0
10/28 @NYG	0	0	0.0	0	0	0
11/4 ATL	4	76	19.0	0	23	0
11/11 @TB	0	0	0.0	0	0	0
11/18 HOU	0	0	0.0	0	0	0
11/22 @DAL	0	0	0.0	0	0	0
12/3 @PHI	0	0	0.0	0	0	0
12/9 NYG	0	0	0.0	0	0	0
12/16 @JAX	Inactive					
12/23 @TEN	Inactive					
12/30 PHI	0	0	0.0	0	0	0
TOTALS	6	110	18.3	0	23	0

2018 WASHINGTON REDSKINS STATISTICS

KICKOFF RETURNS

25 Chris Thompson

	NO.	YDS	AVG.	FC	LG	TD
9/9 @ARI	1	0	0.0	0	0	0
9/16 IND	0	0	0.0	0	0	0
9/23 GB	0	0	0.0	0	0	0
10/8 @NO	0	0	0.0	0	0	0
10/14 CAR	Inactive					

2018 WASHINGTON REDSKINS STATISTICS

PUNT RETURNS

13 Maurice Harris

	NO.	YDS	AVG.	FC	LG	TD
9/9 @ARI	Inactive					
9/16 IND	Inactive					
9/23 GB	0	0	0.0	0	0	0
10/8 @NO	0	0	0.0	0	0	0
10/14 CAR	0	0	0.0	0	0	0
10/21 DAL	0	0	0.0	0	0	0
10/28 @NYG	0	0	0.0	0	0	0
11/4 ATL	0	0	0.0	0	0	0
11/11 @TB	0	0	0.0	0	0	0
11/18 HOU	0	0	0.0	0	0	0
11/22 @DAL	0	0	0.0	0	0	0
12/3 @PHI	0	0	0.0	1	0	0
12/9 NYG	0	0	0.0	0	0	0
12/16 @JAX	3	11	3.7	2	6	0
12/23 @TEN	Inactive					
12/30 PHI	Reserve/Injured					
TOTALS	3	11	3.7	3	6	0

14 Trey Quinn

	NO.	YDS	AVG.	FC	LG	TD
9/9 @ARI	2	12	6.0	2	12	0
9/16 IND	Reserve/Injured					
9/23 GB	Reserve/Injured					
10/8 @NO	Reserve/Injured					
10/14 CAR	Reserve/Injured					
10/21 DAL	Reserve/Injured					
10/28 @NYG	Reserve/Injured					
11/4 ATL	Reserve/Injured					
11/11 @TB	Reserve/Injured					
11/18 HOU	0	0	0.0	0	0	0
11/22 @DAL	2	40	20.0	2	30	0
12/3 @PHI	Inactive					
12/9 NYG	Reserve/Injured					
12/16 @JAX	Reserve/Injured					
12/23 @TEN	Reserve/Injured					
12/30 PHI	Reserve/Injured					
TOTALS	4	52	13.0	4	30	0

37 Greg Stroman

	NO.	YDS	AVG.	FC	LG	TD
9/9 @ARI	0	0	0	0	0	0
9/16 IND	1	6	6.0	3	6	0
9/23 GB	1	9	9.0	3	9	0
10/8 @NO	0	0	0.0	0	0	0
10/14 CAR	1	10	10.0	1	10	0
10/21 DAL	1	3	3.0	2	3	0
10/28 @NYG	0	0	0.0	1	0	0
11/4 ATL	1	0	0.0	1	0	0
11/11 @TB	0	0	0.0	0	0	0
11/18 HOU	0	0	0.0	0	0	0
11/22 @DAL	0	0	0.0	0	0	0
12/3 @PHI	1	1	1.0	0	1	0
12/9 NYG	2	-2	-1.0	2	0	0
12/16 @JAX	0	0	0.0	0	0	0
12/23 @TEN	0	0	0.0	0	0	0
12/30 PHI	0	0	0.0	0	0	0
TOTALS	8	27	3.4	13	10	0

80 Jamison Crowder

	NO.	YDS	AVG.	FC	LG	TD
9/9 @ARI	0	0	0	0	0	0
9/16 IND	0	0	0.0	0	0	0
9/23 GB	0	0	0.0	0	0	0
10/8 @NO	0	0	0.0	0	0	0
10/14 CAR	Inactive					
10/21 DAL	Inactive					
10/28 @NYG	Inactive					
11/4 ATL	Inactive					
11/11 @TB	Inactive					
11/18 HOU	Inactive					
11/22 @DAL	Inactive					
12/3 @PHI	0	0	0.0	0	0	0
12/9 NYG	0	0	0.0	0	0	0
12/16 @JAX	0	0	0.0	0	0	0
12/23 @TEN	0	0	0.0	2	0	0
12/30 PHI	2	20	10.0	1	11	0
TOTALS	2	20	10.0	3	11	0

2018 WASHINGTON REDSKINS STATISTICS

KICKING

3 Dustin Hopkins

	XP - XPA		Under 20		20-29 Yds		30-39 Yds		40-49 Yds		50+ Yds		Total		OPPONENTS' KICKOFF RETURNS				
	FG	- FGA	FG	- FGA	FG	- FGA	FG	- FGA	FG	- FGA	FG	- FGA	FG	- FGA	NO.	YDS	AVG.	TB	TD
9/9 @ARI	3	- 3	0	- 0	0	- 0	1	- 1	0	- 0	0	- 0	1	- 1	0	0	0.0	4	0
9/16 IND	0	- 0	0	- 0	1	- 1	0	- 0	2	- 3	0	- 0	3	- 4	1	19	19.0	3	0
9/23 GB	4	- 4	0	- 0	0	- 0	1	- 1	0	- 0	0	- 0	1	- 1	1	25	25.0	5	0
10/8 @NO	1	- 1	0	- 0	0	- 0	1	- 1	0	- 0	1	- 1	2	- 2	2	43	21.5	3	0
10/14 CAR	2	- 2	0	- 0	1	- 1	0	- 0	1	- 1	1	- 1	3	- 3	2	37	18.5	4	0
10/21 DAL	2	- 2	0	- 0	2	- 2	0	- 0	0	- 0	0	- 0	2	- 2	1	26	26.0	4	0
10/28 @NYG	2	- 2	0	- 0	0	- 0	1	- 1	0	- 1	1	- 1	2	- 3	1	30	30.0	4	0
11/4 ATL	2	- 2	0	- 0	0	- 0	0	- 0	0	- 0	0	- 0	0	- 0	0	0	0.0	3	0
11/11 @TB	1	- 1	0	- 0	1	- 1	0	- 0	2	- 2	0	- 0	3	- 3	0	0	0.0	5	0
11/18 HOU	3	- 3	0	- 0	0	- 0	0	- 0	0	- 0	0	- 1	0	- 1	1	18	18.0	3	0
11/22 @DAL	2	- 3	0	- 0	0	- 0	1	- 1	0	- 0	0	- 0	1	- 1	1	19	19.0	3	0
12/3 @PHI	1	- 1	0	- 0	0	- 0	0	- 0	2	- 2	0	- 0	2	- 2	1	22	22.0	3	0
12/9 NYG	0	- 0	0	- 0	0	- 0	0	- 0	0	- 0	0	- 0	0	- 0	0	0	0.0	3	0
12/16 @JAX	1	- 1	0	- 0	0	- 0	2	- 2	1	- 1	0	- 0	3	- 3	1	25	25.0	3	0
12/23 @TEN	1	- 1	0	- 0	0	- 0	0	- 0	2	- 2	1	- 1	3	- 3	1	31	31.0	4	0
12/30 PHI	0	- 0	0	- 0	0	- 0	0	- 0	0	- 0	0	- 0	0	- 0	0	0	0.0	0	0
TOTALS	25	- 26	0	- 0	5	- 5	7	- 7	10	- 12	4	- 5	26	- 29	13	295	22.7	54	0
	96.2%		0.0%		100.0%		100.0%		83.3%		80.0%		89.7%						

2018 WASHINGTON REDSKINS STATISTICS

PUNTING

5 Tress Way

	NO.	YDS	LG	GROSS AVG.	NET AVG.	TB	INSIDE 20	BLK	OPPONENTS' PUNT RETURNS				
	NO.	YDS	LG	GROSS AVG.	NET AVG.	TB	INSIDE 20	BLK	NO.	YDS	AVG.	FC	TD
9/9 @ARI	4	186	59	46.5	35.5	0	2	0	2	44	22.0	2	0
9/16 IND	5	182	53	36.4	36.4	0	2	0	0	0	0.0	2	0
9/23 GB	5	235	57	47	41.2	0	1	0	4	29	7.3	1	0
10/8 @NO	3	110	37	36.7	36.7	0	1	0	1	0	0.0	2	0
10/14 CAR	4	164	51	41.0	41	0	2	0	1	0	0.0	1	0
10/21 DAL	6	227	41	37.8	36	0	5	0	3	11	3.7	2	0
10/28 @NYG	5	246	58	49.2	45.6	0	3	0	4	18	4.5	0	0
11/4 ATL	5	245	62	49	48.2	0	4	0	1	4	4.0	3	0
11/11 @TB	5	247	58	49.4	47.8	0	4	0	1	8	8.0	2	0
11/18 HOU	5	202	51	40.4	37.2	0	2	0	1	16	16.0	2	0
11/22 @DAL	5	228	54	45.6	45.6	0	4	0	0	0	0.0	2	0
12/3 @PHI	6	290	59	48.3	45.2	0	2	0	3	19	6.3	3	0
12/9 NYG	8	409	63	51.1	44.8	0	3	0	5	51	10.2	1	0
12/16 @JAX	6	279	58	46.5	32.5	0	3	0	3	84	28.0	0	1
12/23 @TEN	2	107	57	53.5	44.5	0	0	0	1	18	18.0	1	0
12/30 PHI	5	224	56	44.8	44.4	0	2	0	1	2	2.0	2	0
TOTALS	79	3581	63	45.3	41.5	0	40	0	31	304	9.8	26	1

2018 WASHINGTON REDSKINS STATISTICS

TAKEAWAYS

REDSKINS

	TAKEAWAY	FORCED BY	REC'D BY/INTERCEPTOR	DOWN-DIST-YD LINE-QT	RT YDS	PTS OFF
9/9 @ARI	Interception	(Sam Bradford)	Quinton Dunbar	2-14-WAS 47-3	-3	3
9/9 @ARI	Fumble	(Matt Ioannidis)	Matt Ioannidis	3-7-WAS 45-4	0	0
9/16 IND	Interception	(Andrew Luck)	D.J. Swearinger Sr.	3-4-WAS-37-2	4	3
9/16 IND	Interception	(Andrew Luck)	D.J. Swearinger Sr.	3-10-IND-22-3	7	3
9/23 GB	Fumble	(Fabian Moreau)	Josh Norman	2-6-GB-46-4	0	3
10/8 @NO	Fumble	(Fabian Moreau)	Pernell McPhee	2-7-NO-37-2	24	7
10/14 CAR	Fumble	(Shaun Dion Hamilton)	Jeremy Sprinkle	4-2-WAS-28-1	-1	7
10/14 CAR	Interception	(Cam Newton)	Josh Norman	3-16-CAR 47-2	7	0
10/14 CAR	Fumble	(Josh Norman)	Mason Foster	1-10-CAR 46-2	0	3
10/21 DAL	Fumble	(D.J. Swearinger Sr.)	D.J. Swearinger Sr.	4-1-DAL-44-1	0	0
10/21 DAL	Fumble	(Ryan Kerrigan)	Preston Smith	3-14-DAL-10-4	1	7
10/28 @NYG	Interception	(Eli Manning)	D.J. Swearinger Sr.	2-11-WAS-12-2	1	0
10/28 @NYG	Interception	(Eli Manning)	D.J. Swearinger Sr.	3-18-NYG-17-3	22	0
11/4 ATL	Interception	(Matt Ryan)	Quinton Dunbar	1-10-WAS-28-1	24	0
11/11 @TB	Interception	(Ryan Fitzpatrick)	Josh Norman	2-7-WAS-19-1	32	0
11/11 @TB	Interception	(Ryan Fitzpatrick)	Greg Stroman	1-10-TB-30-4	23	3
11/11 @TB	Fumble	(Zach Brown)	Ha Ha Clinton-Dix	1-10-WAS-28-4	0	0
11/11 @TB	Fumble	(Preston Smith)	Ryan Kerrigan	2-2-WAS-2-4	0	0
11/18 HOU	Interception	(Josh Harvey-Clemons)	Mason Foster	3-11-HOU-24-2	4	0
11/18 HOU	Fumble	(Ha Ha Clinton-Dix)	Mason Foster	2-10-WAS-42-3	0	0
11/18 HOU	Interception	(Deshaun Watson)	Preston Smith	2-9-HOU-27-3	3	7
12/3 @PHI	Interception	(Carson Wentz)	Josh Norman	1-5-WAS-5-3	40	0
12/9 NYG	Interception	(Kyle Lauletta)	Mason Foster	3-10-NYG-21-4	0	7
12/16 @JAX	Fumble	(Ryan Kerrigan)	Daron Payne	2-6-WAS-49-1	9	0
12/16 @JAX	Interception	(Cody Kessler)	Fabian Moreau	3-16-WAS-45-4	16	0
12/16 @JAX	Interception	(Nick Foles)	Deshazor Everett	3-5-WAS-23-1	24	0

OPPONENTS

	TAKEAWAY	FORCED BY (REDSKIN)	REC'D BY/INTERCEPTOR	DOWN-DIST-YD LINE-QT	RT YDS	PTS OFF
9/9 @ARI	Fumble	Tre Boston (Adrian Peterson)	Tre Boston	3-9-ARI-40-4	0	0
9/16 IND	Fumble	Darius Leonard (Jordan Reed)	Pierre Desir	1-10-IND-29-4	0	0
9/23 GB	Interception	Ha Ha Clinton-Dix (Alex Smith)	Ha Ha Clinton-Dix	1-10-WAS-43-2	1	0
10/8 @NO	Interception	Justin Hardee (Alex Smith)	Justin Hardee	4-2-NO-31-3	77	7
10/8 @NO	Fumble	Marcus Davenport (Alex Smith)	A.J. Klein	4-10-NO-22-3	17	3
10/28 @NYG	Fumble	Landon Collins (Adrian Peterson)	Landon Collins	1-10-NYG-17-3	43	0
11/4 ATL	Interception	Damontae Kazee (Alex Smith)	Damontae Kazee	1-10-WAS-25-4	0	7
11/18 HOU	Interception	Justin Reid (Alex Smith)	Justin Reid	3-9-HOU-9-2	101	7
11/18 HOU	Interception	Brennan Scarlett (Alex Smith)	Brennan Scarlett	3-4-WAS-20-2	8	0
11/22 @DAL	Interception	Anthony Brown (Colt McCoy)	Anthony Brown	3-4-DAL-41-1	1	0
11/22 @DAL	Interception	DeMarcus Lawrence (Colt McCoy)	DeMarcus Lawrence	2-1-WAS-34-3	13	7
11/22 @DAL	Interception	Xavier Woods (Colt McCoy)	Xavier Woods	2-5-DAL-36-4	0	0
12/3 @PHI	Interception	Nate Gerry (Mark Sanchez)	Nate Gerry	1-15-WAS-32-4	8	3
12/9 NYG	Interception	Curtis Riley (Mark Sanchez)	Curtis Riley	2-11-WAS-1-1	9	7
12/9 NYG	Interception	Alec Ogletree (Mark Sanchez)	Alec Ogletree	2-12-WAS-23-2	18	7
12/9 NYG	Interception	Michael Thomas (Josh Johnson)	Michael Thomas	1-10-NYG-18-4	26	0
12/22 @TEN	Interception	Kevin Byard (Josh Johnson)	Kevin Byard	3-3-TEN-44-4	1	0
12/22 @TEN	Interception	Malcolm Butler (Josh Johnson)	Malcolm Butler	2-10-WAS-15-4	56	7
12/30 PHI	Interception	Rasul Douglas (Josh Johnson)	Rasul Douglas	1-10-WAS-23-1	0	0

2018 WASHINGTON REDSKINS STATISTICS

SCORING DRIVES								
REDSKINS								
	OBTAINED	SCORING PLAY	PLAYS	YDS	DRIVE TIME	WAS-OPP	QT	REMAINING
9/9 @ARI	Punt	C. Thompson 13 yd. pass from A. Smith (D. Hopkins kick)	11	80	5:53	7-0	2	14:54
9/9 @ARI	Punt	A. Peterson 1 yd. rush (D. Hopkins kick)	11	80	9:06	14-0	2	4:10
9/9 @ARI	Punt	J. Reed 4 yd. pass from A. Smith (D. Hopkins kick)	10	92	3:11	21-0	2	0:08
9/9 @ARI	Interception	D. Hopkins 31 yd. field goal	10	63	4:42	24-0	4	12:13
9/16 IND	Interception	D. Hopkins 49 yd. field goal	5	22	1:57	3-14	2	11:12
9/16 IND	Interception	D. Hopkins 27 yd. field goal	7	20	3:37	6-14	3	5:40
9/16 IND	Punt	D. Hopkins 49 yd. field goal	11	42	6:07	9-14	4	13:28
9/23 GB	Kickoff	P. Richardson 46 yd. pass from A. Smith (D. Hopkins kick)	4	75	2:06	7-0	1	12:54
9/23 GB	Punt	A. Peterson 2 yd. rush (D. Hopkins kick)	10	79	6:04	14-0	1	2:14
9/23 GB	Punt	J. Crowder 9 yd. pass from A. Smith (D. Hopkins kick)	8	98	3:14	21-3	2	4:26
9/23 GB	Kickoff	A. Peterson 2 yd. rush (D. Hopkins kick)	5	74	1:54	28-10	2	0:21
9/23 GB	Fumble	D. Hopkins 35 yd. field goal	8	29	3:25	31-17	4	1:58
10/8 @NO	Kickoff	D. Hopkins 37 yd. field goal	15	56	8:04	3-6	1	2:37
10/8 @NO	Kickoff	D. Hopkins 53 yd. field goal	6	40	2:02	6-13	2	8:36
10/8 @NO	Fumble	A. Smith 4 yd. rush (D. Hopkins kick)	3	16	0:56	13-26	2	0:26
10/8 @NO	Kickoff	K. Bibbs 1 yd. rush (Pass failed)	7	75	3:45	19-43	4	10:25
10/14 CAR	Fumble	V. Davis 22 yd. pass from A. Smith (D. Hopkins kick)	1	22	0:06	7-0	1	10:20
10/14 CAR	Punt	P. Richardson 2 yd. pass from A. Smith (D. Hopkins kick)	12	64	6:14	14-0	1	3:02
10/14 CAR	Fumble	D. Hopkins 49 yd. field goal	10	36	5:54	17-0	2	5:30
10/14 CAR	Kickoff	D. Hopkins 56 yd. field goal	12	42	7:28	20-9	4	12:40
10/14 CAR	Kickoff	D. Hopkins 29 yd. field goal	10	64	5:17	23-17	4	3:15
10/21 DAL	Punt	K. Bibbs 23 yd. pass from A. Smith (D. Hopkins kick)	6	52	3:13	7-0	1	10:19
10/21 DAL	Kickoff	D. Hopkins 21 yd. field goal	10	72	5:50	10-7	3	9:10
10/21 DAL	Punt	D. Hopkins 25 yd. field goal	8	44	4:48	13-7	4	12:35
10/28 @NYG	Punt	A. Peterson 7 yd. pass from A. Smith (D. Hopkins kick)	10	73	5:28	7-0	1	2:53
10/28 @NYG	Punt	D. Hopkins 53 yd. field goal	7	20	2:20	10-3	3	4:51
10/28 @NYG	Downs	D. Hopkins 39 yd. field goal	7	47	4:27	13-3	4	9:53
10/28 @NYG	Kickoff	A. Peterson 64 yd. rush (D. Hopkins kick)	3	75	1:02	20-6	4	3:06
11/4 ATL	Kickoff	J. Doctson 2 yd. pass from A. Smith (D. Hopkins kick)	11	80	6:00	7-14	2	3:10
11/4 ATL	Punt	K. Bibbs 3 yd. rush (D. Hopkins kick)	9	77	3:42	14-28	3	2:15
11/11 @TB	Punt	D. Hopkins 43 yd. field goal	8	55	4:08	3-0	1	0:10
11/11 @TB	Kickoff	D. Hopkins 43 yd. field goal	11	50	1:43	6-3	2	0:20
11/11 @TB	Missed FG	J. Doctson 6 yd. pass from A. Smith (D. Hopkins kick)	8	62	5:01	13-3	4	14:07
11/11 @TB	Interception	D. Hopkins 26 yd. field goal	4	6	1:56	16-3	3	12:03
11/18 HOU	Kickoff	A. Peterson 3 yd. rush (D. Hopkins kick)	10	75	4:01	7-10	2	14:14
11/18 HOU	Interception	J. Reed 9 yd. pass from C. McCoy (D. Hopkins)	2	13	0:46	14-17	3	4:47
11/18 HOU	Kickoff	A. Peterson 7 yd. rush (D. Hopkins)	10	67	4:22	21-20	4	11:57
11/22 @DAL	Punt	V. Davis 53 yd. pass from C. McCoy (D. Hopkins kick)	1	53	0:08	7-7	2	7:04
11/22 @DAL	Punt	T. Quinn 10 yd. pass from C. McCoy (Kick Failed, Wide Left)	3	25	1:29	13-10	3	9:02
11/22 @DAL	Kickoff	K. Bibbs 1 yd. rush (D. Hopkins kick)	6	44	2:28	20-31	4	11:43
11/22 @DAL	Punt	D. Hopkins 31 yd. field goal	11	41	2:37	23-31	4	1:13
12/3 @PHI	Punt	D. Hopkins 44 yd. field goal	8	45	4:58	3-7	2	13:46
12/3 @PHI	Punt	A. Peterson 90 yd. run	1	90	0:13	10-7	2	9:23
12/3 @PHI	Kickoff	D. Hopkins 47 yd. field goal	9	46	1:31	13-14	2	0:15
12/9 NYG	Interception	J. Johnson 8 yd. rush (J. Johnson-V. Davis pass)	5	33	2:05	8-40	4	11:56
12/9 NYG	Punt	J. Crowder 79 yd. pass from J. Johnson (J. Johnson-M. Floyd pass)	2	77	1:35	16-40	4	8:48
12/16 @JAX	Punt	D. Hopkins 46 yd. field goal	9	28	5:02	3-0	1	1:50
12/16 @JAX	Kickoff	D. Hopkins 33 yd. field goal	16	60	7:28	6-10	3	7:32
12/16 @JAX	Kickoff	J. Sprinkle 6 yd. pass from J. Johnson (D. Hopkins kick)	10	68	5:29	13-13	4	5:47
12/16 @JAX	Interception	D. Hopkins 36 yd. field goal	8	36	2:31	16-13	4	0:00
12/22 @TEN	Kickoff	D. Hopkins 50 yd. field goal	7	40	2:51	3-0	1	12:09
12/22 @TEN	Punt	M. Floyd 7 yd. pass from J. Johnson (D. Hopkins kick)	17	93	10:58	10-6	2	4:28
12/22 @TEN	Punt	D. Hopkins 40 yd. field goal	11	64	5:18	13-9	3	4:57
12/22 @TEN	Kickoff	D. Hopkins 46 yd. field goal	12	47	6:46	16-12	4	8:09

Returns of any kind for touchdowns are not included on this chart; they do not count as drives.

2018 WASHINGTON REDSKINS STATISTICS

SCORING DRIVES								
REDSKINS								
	OBTAINED	SCORING PLAY	PLAYS	YDS	DRIVE TIME	WAS-OPP	QT	REMAINING

Returns of any kind for touchdowns are not included on this chart; they do not count as drives.

2018 WASHINGTON REDSKINS STATISTICS

SCORING DRIVES

OPPONENTS

	OBTAINED	SCORING PLAY	PLAYS	YDS	DRIVE TIME	WAS-OPP	QT	REMAINING
9/9 @ARI	Kickoff	D. Johnson 2 yd. rush (Two-Point Conversion FAILS)	13	75	6:26	24-6	4	5:47
9/16 IND	Kickoff	E. Ebron 7 yd. pass from A. Luck (A. Vinatieri kick is GOOD)	11	75	5:35	0-7	1	9:25
9/16 IND	Kickoff	N. Hines 8 yd. run (A. Vinatieri kick is GOOD)	8	38	4:21	3-14	2	6:51
9/16 IND	Kickoff	T. Hilton 3 yd. pass from A. Luck (A. Vinatieri kick is GOOD)	13	75	5:56	9-21	4	7:32
9/23 GB	Kickoff	M. Crosby 41 yd. field goal	9	52	4:22	14-3	2	12:52
9/23 GB	Kickoff	G. Allison 64 yd. pass from A. Rodgers (M. Crosby kick is GOOD)	4	76	2:11	21-10	2	2:15
9/23 GB	Kickoff	D. Adams 2 yd. pass from A. Rodgers (M. Crosby kick is GOOD)	15	75	7:02	28-17	3	7:58
10/8 @NO	Punt	M. Ingram 2 yd. rush (W. Lutz kick is NO GOOD, wide right)	6	64	3:13	0-6	1	10:41
10/8 @NO	Kickoff	J. Hill 1 yd. pass from D. Brees (W. Lutz kick is GOOD)	13	75	6:59	3-13	2	10:38
10/8 @NO	Kickoff	M. Ingram 1 yd. rush (W. Lutz kick is GOOD)	10	75	4:53	6-20	2	3:43
10/8 @NO	Punt	T. Smith 62 yd. pass from D. Brees (Two-Point Conversion FAILS)	1	62	0:10	6-26	2	2:36
10/8 @NO	Kickoff	T. Smith 35 yd. pass from D. Brees (W. Lutz kick is GOOD)	5	74	2:37	13-33	3	12:23
10/8 @NO	Interception	T. Hill 1 yd. rush (W. Lutz kick is GOOD)	2	4	1:00	13-40	3	6:43
10/8 @NO	Fumble	W. Lutz 44 yd. field goal	6	22	3:09	13-43	4	14:10
10/14 CAR	Kickoff	D. Funchess 23 yd. pass from C. Newton (G. Gano kick is NO GOOD)	7	75	2:25	17-6	2	3:05
10/14 CAR	Downs	G. Gano 32 yd. field goal	11	47	5:32	17-9	3	5:08
10/14 CAR	Kickoff	T. Smith 3 yd. pass from C. Newton (Two-Point-C. Newton-T.Smith pass is GOOD)	9	75	4:08	20-17	4	8:32
10/21 DAL	Punt	M. Gallup 49 yd. pass from D. Prescott (B. Maher kick is GOOD)	6	83	2:46	7-7	2	1:00
10/21 DAL	Kickoff	B. Maher 47 yd. field goal	6	46	2:49	13-10	4	9:46
10/21 DAL	Kickoff	D. Prescott 1 yd. rush (B. Maher kick is GOOD)	12	74	1:37	20-17	4	3:18
10/28 @NYG	Missed FG	A. Rosas 37 yd. field goal	9	51	2:03	7-3	2	1:16
10/28 @NYG	Punt	A. Rosas 21 yd. field goal	6	83	1:04	13-6	4	4:08
10/28 @NYG	Kickoff	E. Engram 2 yd. pass from E. Manning (A. Rosas kick is GOOD)	16	70	2:49	20-13	4	0:17
11/4 ATL	Punt	T. Coleman 39 yd. pass from M. Ryan (G. Tavecchio kick is GOOD)	7	81	3:04	0-7	1	9:46
11/4 ATL	Punt	I. Smith 12 yd. rush (G. Tavecchio kick is GOOD)	9	86	4:19	0-14	2	9:10
11/4 ATL	Kickoff	C. Ridley 40 yd. pass from M. Ryan (G. Tavecchio kick is GOOD)	7	75	2:42	7-21	2	0:28
11/4 ATL	Kickoff	T. Coleman 10 yd. pass from M. Ryan (G. Tavecchio kick is GOOD)	8	75	5:02	7-28	3	9:58
11/4 ATL	Punt	G. Tavecchio 27 yd. field goal	10	72	6:43	14-31	4	7:09
11/4 ATL	Interception	J. Jones 35 yd. pass from M. Ryan (G. Tavecchio kick is GOOD)	6	56	3:16	14-38	4	3:45
11/11 @TB	Punt	C. Catanzaro 33 yd. field goal	9	63	3:55	3-3	2	2:03
11/18 HOU	Punt	K. Fairbairn 23 yd. field goal	10	68	4:38	0-3	1	9:32
11/18 HOU	Punt	D. Hopkins 16 yd. pass from D. Watson (K. Fairbairn kick is GOOD)	6	69	3:13	0-10	1	3:15
11/18 HOU	Kickoff	K. Fairbairn 33 yd. field goal	8	60	3:28	14-20	3	1:19
11/18 HOU	Kickoff	K. Fairbairn 54 yd. field goal	8	37	4:27	21-23	4	7:30
11/22 @DAL	Kickoff	E. Elliott 16 yd. rush (B. Maher kick is GOOD)	10	75	4:58	0-7	1	10:02
11/22 @DAL	Kickoff	B. Maher 28 yd. field goal	14	65	5:36	7-10	2	1:28
11/22 @DAL	Kickoff	A. Cooper 40 yd. pass from D. Prescott (B. Maher kick is GOOD)	6	75	2:15	13-17	3	6:47
11/22 @DAL	Punt	A. Cooper 90 yd. pass from D. Prescott (B. Maher kick is GOOD)	2	91	0:55	13-24	3	2:10
11/22 @DAL	Interception	D. Prescott 5 yd. rush (B. Maher kick is GOOD)	5	17	2:20	13-31	4	14:11
12/3 @PHI	Kickoff	G. Tate 6 yd. pass from C. Wentz (J. Elliott kick is GOOD)	12	75	7:29	0-7	1	7:31
12/3 @PHI	Punt	D. Sproles 14 yd. run (J. Elliott kick is GOOD)	3	40	0:35	10-14	2	1:46
12/3 @PHI	Punt	J. Matthews 4 yd. pass from C. Wentz (Two-Point-C. Wentz-G. Tate pass is GOOD)	11	85	5:41	13-22	4	14:10
12/3 @PHI	Interception	J. Elliott 46 yd. field goal	4	7	0:56	13-25	4	11:41
12/3 @PHI	Punt	J. Elliott 44 yd. field goal	10	47	5:14	13-28	4	4:48
12/9 NYG	Punt	A. Rosas 35 yd. field goal	9	43	4:29	0-10	2	10:38
12/9 NYG	Punt	S. Barkley 78 yd. rush (A. Rosas kick is GOOD)	1	78	0:12	0-17	2	8:42
12/9 NYG	Interception	S. Shepard 3 yd. pass from E. Manning (A. Rosas kick is GOOD)	3	10	1:21	0-24	2	6:21
12/9 NYG	Punt	B. Fowler 6 yd. pass from E. Manning (A. Rosas kick is GOOD)	6	82	2:32	0-31	2	1:48
12/9 NYG	Punt	A. Rosas 23 yd. field goal	6	53	0:56	0-34	2	0:00
12/9 NYG	Punt	R. Shepard 11 yd. pass from E. Manning (A. Rosas kick is NO GOOD)	9	81	5:40	0-40	3	5:38
12/16 @JAX	Punt	K. Forbath 33 yd. field goal	10	31	5:20	3-3	2	3:22
12/16 @JAX	Punt	K. Forbath 41 yd. field goal	9	65	5:28	6-13	4	11:16
12/22 @TEN	Kickoff	D. Henry 1 yd. rush (R. Succop kick is NO GOOD)	11	69	6:32	3-6	1	5:37
12/22 @TEN	Kickoff	R. Succop 42 yd. field goal	13	51	4:28	10-9	2	0:00
12/22 @TEN	Kickoff	R. Succop 33 yd. field goal	10	60	5:02	13-12	4	14:55
12/22 @TEN	Kickoff	M. Pruitt 2 yd. pass from B. Gabbert (R. Succop kick is GOOD)	7	75	3:39	16-19	4	4:30
12/31 PHI	Punt	J. Elliott 33 yd. field goal	11	64	6:20	0-3	1	0:28
12/31 PHI	Punt	A. Jefferey 2 yd. pass from N. Foles (J. Elliott kick is GOOD)	19	87	11:49	0-10	2	0:30
12/31 PHI	Punt	N. Agholor 6 yd. pass from N.Foles (J. Elliott kick is GOOD)	13	68	7:23	0-17	3	1:25
12/31 PHI	TO on Downs	N. Agholor 22 yd. pass from N. Sudfeld (J. Elliott kick is GOOD)	5	46	3:06	0-24	4	7:34

Returns of any kind for touchdowns are not included on this chart; they do not count as drives.

2018 WASHINGTON REDSKINS STATISTICS

DRIVE RESULTS

REDSKINS

				FIELD GOAL		PUNTS		LOST DRIVE				DRIVE ENDS				
	Total	TD	FG	Missed	Blk	No.	Blk	Downs	Fumble	Int.		Safety	Half/Game			
9/9 @ARI	10	3	1	0	0	4	0	0	1	0	0	4/10	24	40.0%	Punt	
9/16 IND	11	0	3	1	0	5	0	1	1	0	0	6/11	9	27.3%	Punt	
9/23 GB	12	4	1	0	0	5	0	0	0	1	0	6/12	31	41.7%	Touchdown	
10/8 @NO	9	2	2	0	0	3	0	0	1	1	0	6/9	19	44.4%	Punt	
10/14 CAR	11	2	3	0	0	4	0	1	0	0	0	7/11	23	45.5%	Punt	
10/21 DAL	10	1	2	0	0	6	0	0	0	0	0	5/10	20	30.0%	Touchdown	
10/28 @NYG	12	2	2	1	0	5	0	0	1	0	0	5/13	20	33.3%	Punt	
11/4 ATL	10	2	0	0	0	5	0	0	0	1	0	5/10	14	20.0%	Punt	
11/11 @TB	9	1	3	0	0	5	0	0	0	0	0	4/9	16	44.4%	Punt	
11/18 HOU	12	3	0	1	0	5	0	0	0	2	0	7/12	21	25.0%	Punt	
11/22 @DAL	13	3	1	0	0	5	0	0	0	3	0	6/13	23	30.8%	Punt	
12/3 @PHI	10	1	2	0	0	6	0	0	0	1	0	5/10	13	30.0%	Punt	
12/9 NYG	14	2	0	0	0	8	0	1	0	3	0	9/14	16	14.3%	Punt	
12/16 @JAX	11	1	3	0	0	6	0	0	0	0	0	7/11	16	36.4%	Punt	
12/23 @TEN	8	1	3	0	0	2	0	0	0	2	0	3/8	16	50.0%	Field Goal	
12/30 PHI	8	0	0	0	0	5	0	2	0	1	0	4/4	0	0.0%	Interception	
TOTALS	170	28	26	3	0	79	0	5	4	15	0	85/163	281	31.8%		

OPPONENTS

				FIELD GOAL		PUNTS		LOST DRIVE				DRIVE ENDS				
	Total	TD	FG	Missed	Blk	No.	Blk	Downs	Fumble	Int.		Safety	Half/Game			
9/9 @ARI	10	1	0	0	0	5	0	1	1	1	0	4/10	6	10.0%	Punt	
9/16 IND	12	3	0	0	0	5	0	0	0	2	0	7/12	21	25.0%	Touchdown	
9/23 GB	12	2	1	0	0	5	0	1	1	0	0	6/12	17	25.0%	Punt	
10/8 @NO	10	6	1	0	0	0	0	0	1	0	0	6/10	43	70.0%	Touchdown	
10/14 CAR	10	2	1	0	0	3	0	1	1	1	0	7/10	17	30.0%	Punt	
10/21 DAL	11	2	1	1	0	5	0	0	2	0	0	5/11	17	27.3%	Punt	
10/28 @NYG	12	1	2	0	0	5	0	1	0	2	0	5/12	13	25.0%	Punt	
11/4 ATL	9	5	1	1	0	2	0	0	0	1	0	4/9	38	66.7%	Touchdown	
11/11 @TB	10	0	1	2	0	1	0	0	2	2	0	5/10	3	10.0%	Interception	
11/18 HOU	11	1	3	2	0	1	0	0	1	2	0	5/11	23	36.4%	Field Goal	
11/22 @DAL	13	4	1	0	0	6	0	1	0	0	0	6/13	31	38.5%	Touchdown	
12/3 @PHI	11	3	2	0	0	2	0	1	0	0	0	6/11	28	45.5%	Touchdown	
12/9 NYG	14	4	2	0	0	6	0	0	0	1	0	8/14	40	42.9%	Punt	
12/16 @JAX	9	0	2	0	0	5	0	0	1	1	0	6/9	13	22.2%	Fumble	
12/23 @TEN	8	2	2	0	0	4	0	0	0	0	0	3/8	25	50.0%	Touchdown	
12/30 PHI	9	3	1	0	0	3		0	0	1	0	4/9	24	44.4%	Interception	
TOTALS	171	39	21	6	0	58	0	6	10	14	0	82/162	359	35.1%		

Returns of any kind for touchdowns are not included on this chart; they do not count as drives.

2018 WASHINGTON REDSKINS STATISTICS

OPENING DRIVES

REDSKINS					OPPONENTS				
	PLAYS	YDS	TIME	RESULTS		PLAYS	YDS	TIME	RESULTS
9/9 @ARI	8	38	4:47	Punt	9/9 @ARI	7	32	4:26	Punt
9/16 IND	4	31	2:48	Punt	9/16 IND	11	75	5:35	Touchdown
9/23 GB	4	75	2:06	Touchdown	9/23 GB	5	11	2:11	Punt
10/8 @NO	3	2	1:06	Punt	10/8 @NO	6	64	3:13	Touchdown
10/14 CAR	3	8	1:09	Punt	10/14 CAR	5	22	3:25	Punt
10/21 DAL	6	52	3:13	Touchdown	10/21 DAL	3	-6	1:28	Punt
10/28 @NYG	6	11	3:28	Punt	10/28 @NYG	5	20	3:11	Punt
11/4 ATL	3	-6	2:10	Punt	11/4 ATL	7	81	3:04	Touchdown
11/11 @TB	3	5	1:41	Punt	11/11 @TB	8	56	4:30	Interception
11/18 HOU	3	1	0:50	Punt	11/18 HOU	10	68	4:38	Field Goal
11/22 @DAL	3	4	1:34	Punt	11/22 @DAL	10	75	4:58	Touchdown
12/3 @PHI	3	4	2:16	Punt	12/3 @PHI	12	75	7:29	Touchdown
12/9 NYG	5	14	2:11	Punt	12/9 NYG	3	0	1:33	Punt
12/16 @JAX	3	-6	2:10	Punt	12/16 @JAX	5	9	2:07	Fumble
12/23 @TEN	7	40	2:51	Field Goal	12/23 @TEN	11	69	6:32	Touchdown
12/30 PHI	1	0	0:10	Interception	12/30 PHI	9	47	3:56	Interception

IN THE RED ZONE

REDSKINS									
	POSS	TD	FG	MISS/BLK FG	INT	FUM	DOWNS	HALF/GAME	AVG. POINTS
9/9 @ARI	4	3	1	0/0	0	0	0	2/4	5.3
9/16 IND	2	0	2	0/0	0	0	0	1/2	3.0
9/23 GB	5	3	1	0/0	0	0	0	3/5	4.2
10/8 @NO	3	2	1	0/0	0	0	0	2/3	5.0
10/14 CAR	2	1	1	0/0	0	0	0	1/2	4.5
10/21 DAL	2	0	2	0/0	0	0	0	0/2	3.0
10/28 @NYG	3	1	1	0/0	0	1	0	1/3	3.0
11/4 ATL	2	2	0	0/0	0	0	0	1/2	6.0
11/11 @TB	2	1	1	0/0	0	0	0	2/2	4.5
11/18 HOU	4	3	0	0/0	1	0	0	2/4	4.5
11/22 @DAL	3	2	1	0/0	3	0	0	0/3	5.0
12/3 @PHI	1	0	1	0/0	0	0	0	1/1	3.0
12/9 NYG	2	1	0	0/0	1	0	0	0/2	3.0
12/16 @JAX	3	1	2	0/0	0	0	0	0/3	4.0
12/23 @TEN	2	1	1	0/0	0	0	0	1/2	4.5
12/30 PHI	0	0	0	0	0	0	0	0/0	0.0
TOTALS	40	21	15	0/0	5	1	0	19/40	4.3

OPPONENTS

	POSS	TD	FG	MISS/BLK FG	INT	FUM	DOWNS	HALF/GAME	AVG. POINTS
9/9 @ARI	2	1	0	0/0	0	0	1	0/2	4.5
9/16 IND	3	3	0	0/0	0	0	0	2/3	9.0
9/23 GB	2	1	1	0/0	0	0	0	1/2	4.5
10/8 @NO	5	4	0	0/0	0	0	0	3/5	4.8
10/14 CAR	3	1	1	0/0	0	0	1	0/3	3.0
10/21 DAL	1	1	0	0/0	0	0	0	0/1	6.0
10/28 @NYG	4	1	2	0/0	1	0	0	2/4	3.0
11/4 ATL	3	2	1	0/0	0	0	0	1/3	5.0
11/11 @TB	5	0	1	2/0	1	1	0	3/5	0.6
11/18 HOU	3	1	2	0/0	0	0	0	2/3	4.0
11/22 @DAL	3	2	1	0/0	0	0	0	2/3	5.0
12/3 @PHI	5	3	0	0/0	1	0	1	3/5	3.6
12/9 NYG	5	3	2	0/0	0	0	0	4/5	4.8
12/16 @JAX	1	0	1	0/0	0	0	0	1/1	3.0
12/23 @TEN	4	2	2	0/0	0	0	0	2/4	4.5
12/30 PHI	3	2	1	0/0	0	0	0	2/3	5.0
TOTALS	52	27	15	2/0	3	1	3	26/47	4.5

2018 WASHINGTON REDSKINS STATISTICS

3RD DOWN EFFICIENCY

REDSKINS

	3 & 1	3 & 2	3 & 3	3 & 4	3 & 5	3 & 6	3 & 7	3 & 8	3 & 9	3 & 10+	CONV/ATT	%
9/9 @ARI	2 - 2	1 - 1	0 - 0	1 - 2	0 - 0	0 - 1	1 - 1	0 - 1	0 - 1	1 - 4	6 - 13	46.2%
9/16 IND	2 - 3	1 - 1	0 - 0	0 - 2	0 - 2	0 - 1	1 - 1	0 - 0	0 - 0	1 - 5	5 - 15	33.3%
9/23 GB	2 - 2	0 - 0	0 - 0	0 - 0	1 - 2	1 - 2	1 - 1	0 - 0	0 - 1	0 - 3	5 - 11	45.5%
10/8 @NO	1 - 2	0 - 1	0 - 0	0 - 0	1 - 2	0 - 0	0 - 2	1 - 1	0 - 1	1 - 4	4 - 13	30.8%
10/14 CAR	2 - 2	3 - 4	0 - 0	1 - 2	0 - 0	0 - 1	0 - 1	0 - 1	0 - 0	1 - 5	7 - 16	43.8%
10/21 DAL	0 - 1	0 - 1	0 - 0	0 - 0	0 - 0	0 - 0	0 - 1	2 - 3	0 - 1	1 - 5	3 - 12	25.0%
10/28 @NYG	2 - 3	0 - 0	1 - 1	0 - 1	0 - 1	2 - 3	0 - 0	0 - 0	1 - 1	0 - 5	6 - 15	40.0%
11/4 ATL	1 - 1	0 - 0	0 - 1	1 - 1	1 - 1	0 - 1	0 - 0	1 - 1	0 - 0	1 - 7	5 - 13	38.5%
11/11 @TB	1 - 1	1 - 1	0 - 0	0 - 2	1 - 2	0 - 1	1 - 1	0 - 0	1 - 1	0 - 4	5 - 13	38.5%
11/18 HOU	2 - 3	0 - 0	0 - 0	0 - 1	0 - 2	3 - 3	0 - 0	0 - 0	1 - 4	0 - 2	6 - 15	40.0%
11/22 @DAL	1 - 2	0 - 0	0 - 1	0 - 1	0 - 0	0 - 1	0 - 0	0 - 0	0 - 2	3 - 4	4 - 11	36.4%
12/3 @PHI	0 - 0	0 - 0	0 - 0	0 - 0	0 - 1	0 - 0	2 - 2	0 - 0	0 - 0	0 - 7	2 - 10	20.0%
12/9 NYG	0 - 0	1 - 3	0 - 0	1 - 1	0 - 0	0 - 0	0 - 1	0 - 0	0 - 2	0 - 4	2 - 11	18.2%
12/16 @JAX	1 - 1	1 - 1	1 - 1	0 - 0	0 - 0	1 - 3	0 - 0	0 - 2	1 - 1	2 - 6	7 - 15	46.7%
12/23 @TEN	4 - 5	0 - 0	0 - 1	0 - 1	1 - 1	1 - 1	1 - 3	0 - 0	0 - 1	1 - 1	8 - 14	57.1%
12/30 PHI	1 - 1	0 - 2	0 - 3	0 - 0	0 - 0	0 - 1	0 - 0	0 - 0	0 - 0	0 - 4	1 - 11	9.1%
TOTALS	22 - 29	8 - 15	2 - 8	4 - 14	5 - 14	8 - 19	7 - 14	4 - 9	4 - 16	12 - 70	76 - 208	36.5%
	75.9%	53.3%	25.0%	28.6%	35.7%	42.1%	50.0%	44.4%	25.0%	17.1%		
	3RD & 1-3			3RD & 4-6			3RD & 7+					
	32 - 52	61.5%		17 - 47	36.2%		27 - 109	24.8%				

OPPONENTS

	3 & 1	3 & 2	3 & 3	3 & 4	3 & 5	3 & 6	3 & 7	3 & 8	3 & 9	3 & 10+	CONV/ATT	%
9/9 @ARI	0 - 0	0 - 0	0 - 1	1 - 1	0 - 1	0 - 0	0 - 3	0 - 0	0 - 0	0 - 2	1 - 8	12.5%
9/16 IND	4 - 4	2 - 2	2 - 2	0 - 1	0 - 1	0 - 1	0 - 0	0 - 0	0 - 0	1 - 5	9 - 16	56.3%
9/23 GB	1 - 1	0 - 0	1 - 2	0 - 0	1 - 2	0 - 0	1 - 1	1 - 1	0 - 1	1 - 6	6 - 14	42.9%
10/8 @NO	2 - 2	0 - 0	1 - 1	1 - 2	0 - 0	1 - 1	0 - 0	0 - 1	0 - 0	0 - 2	5 - 9	55.6%
10/14 CAR	1 - 1	1 - 2	1 - 1	0 - 0	0 - 1	0 - 1	0 - 0	0 - 1	0 - 0	0 - 2	3 - 9	33.3%
10/21 DAL	3 - 3	0 - 0	1 - 2	0 - 1	0 - 1	0 - 1	0 - 0	0 - 0	0 - 0	1 - 6	5 - 14	35.7%
10/28 @NYG	0 - 0	0 - 0	0 - 1	0 - 1	0 - 1	0 - 3	0 - 0	0 - 0	0 - 0	2 - 8	2 - 14	14.3%
11/4 ATL	0 - 0	2 - 2	0 - 0	1 - 2	0 - 0	3 - 3	1 - 1	0 - 0	1 - 2	2 - 3	10 - 13	76.9%
11/11 @TB	2 - 2	0 - 0	1 - 1	0 - 1	2 - 2	0 - 0	0 - 1	1 - 1	0 - 0	0 - 2	6 - 10	60.0%
11/18 HOU	2 - 2	2 - 2	0 - 1	0 - 0	0 - 1	0 - 0	1 - 2	0 - 0	0 - 0	0 - 4	5 - 12	41.7%
11/22 @DAL	0 - 0	2 - 2	0 - 0	2 - 3	2 - 3	0 - 0	0 - 0	0 - 0	0 - 1	0 - 5	6 - 14	42.9%
12/3 @PHI	2 - 2	0 - 0	0 - 1	2 - 3	1 - 1	0 - 0	0 - 1	0 - 1	2 - 2	0 - 2	7 - 13	53.8%
12/9 NYG	0 - 0	1 - 1	2 - 3	1 - 1	0 - 2	0 - 1	0 - 0	0 - 1	0 - 0	0 - 4	4 - 13	30.8%
12/16 @JAX	0 - 0	0 - 0	1 - 1	1 - 1	1 - 1	1 - 2	0 - 2	0 - 0	1 - 2	0 - 4	5 - 13	38.5%
12/23 @TEN	0 - 0	0 - 0	0 - 1	2 - 2	0 - 0	1 - 3	1 - 2	0 - 1	0 - 0	1 - 2	5 - 11	45.5%
12/30 PHI	1 - 1	3 - 3	1 - 2	1 - 1	0 - 2	1 - 1	0 - 0	1 - 2	0 - 1	0 - 2	8 - 15	53.3%
TOTALS	18 - 18	13 - 14	11 - 20	12 - 20	7 - 19	7 - 17	4 - 13	3 - 9	4 - 9	8 - 59	16 - 198	8.1%
	100.0%	92.9%	55.0%	60.0%	36.8%	41.2%	30.8%	33.3%	44.4%	13.6%		
	3RD & 1-3			3RD & 4-6			3RD & 7+					
	42 - 52	80.8%		26 - 56	46.4%		19 - 90	21.1%				

2018 WASHINGTON REDSKINS STATISTICS

GAME-BY-GAME INDIVIDUAL HIGHS

	REDSKINS							
	PASSING			RUSHING		RECEIVING		TACKLES
	Yards	Attempts	Completions	Yards	Attempts	Yards	Receptions	Total
9/9 @ARI	A. Smith (255)	A. Smith (30)	A. Smith (21)	A. Peterson (96)	A. Peterson (26)	A. Peterson (70)	C. Thompson (6)	Multiple (5)
9/16 IND	A. Smith (292)	A. Smith (46)	A. Smith (33)	J. Crowder (29)	A. Peterson (11)	C. Thompson (92)	C. Thompson (13)	M. Foster (11)
9/23 GB	A. Smith (220)	A. Smith (20)	A. Smith (12)	A. Peterson (120)	A. Peterson (19)	V. Davis (70)	Multiple (4)	M. Foster (10)
10/8 @NO	A. Smith (275)	A. Smith (39)	A. Smith (23)	C. Thompson (17)	C. Thompson (8)	J. Crowder (55)	C. Thompson (6)	M. Foster (10)
10/14 CAR	A. Smith (163)	A. Smith (36)	A. Smith (21)	A. Peterson (97)	A. Peterson (17)	V. Davis (48)	J. Reed (5)	D. Swearingner (7)
10/21 DAL	A. Smith (178)	A. Smith (25)	A. Smith (14)	A. Peterson (99)	A. Peterson (24)	Multiple (43)	K. Bibbs (4)	Multiple (9)
10/28 @NYG	A. Smith (178)	A. Smith (32)	A. Smith (20)	A. Peterson (149)	A. Peterson (26)	J. Doctson (49)	J. Reed (7)	M. Foster (13)
11/4 ATL	A. Smith (306)	A. Smith (46)	A. Smith (30)	A. Smith (22)	A. Peterson (9)	M. Harris (124)	M. Harris (10)	Multiple (7)
11/11 @TB	A. Smith (178)	A. Smith (27)	A. Smith (19)	A. Peterson (68)	A. Peterson (19)	M. Harris (52)	M. Harris (5)	M. Foster (10)
11/18 HOU	A. Smith (135)	A. Smith (27)	A. Smith (12)	A. Peterson (51)	A. Peterson (16)	J. Reed (71)	J. Reed (7)	H. Clinton-Dix (13)
11/22 @DAL	C. McCoy (268)	C. McCoy (38)	C. McCoy (24)	A. Peterson (35)	A. Peterson (12)	J. Reed (75)	Multiple (6)	J. Allen (9)
12/3 @PHI	M. Sanchez (100)	M. Sanchez (21)	M. Sanchez (13)	A. Peterson (98)	A. Peterson (9)	J. Doctson (51)	Multiple (4)	Multiple (9)
12/9 NYG	J. Johnson (195)	J. Johnson (16)	J. Johnson (11)	J. Johnson (45)	A. Peterson (10)	J. Crowder (87)	Multiple (4)	Multiple (7)
12/16 @JAX	J. Johnson (151)	J. Johnson (25)	J. Johnson (16)	A. Peterson (51)	A. Peterson (19)	J. Crowder (46)	J. Crowder (4)	M. Foster (7)
12/23 @TEN	J. Johnson (153)	J. Johnson (23)	J. Johnson (13)	A. Peterson (119)	A. Peterson (26)	J. Crowder (78)	J. Crowder (5)	M. Foster (9)
12/30 PHI	J. Johnson (91)	J. Johnson (27)	J. Johnson (12)	C. Thompson (10)	A. Peterson (4)	J. Doctson (33)	C. Thompson (5)	Z.Brown (11)

OPPONENTS

	PASSING			RUSHING		RECEIVING		TACKLES
	Yards	Attempts	Completions	Yards	Attempts	Yards	Receptions	Total
9/9 @ARI	S. Bradford (153)	S. Bradford (34)	S. Bradford (20)	D. Johnson (37)	D. Johnson (9)	L. Fitzgerald (76)	L. Fitzgerald (7)	Multiple (11)
9/16 IND	A. Luck (179)	A. Luck (31)	A. Luck (21)	J. Wilkins (61)	Multiple (10)	T. Hilton (83)	T. Hilton (7)	D. Leonard (18)
9/23 GB	A. Rodgers (265)	A. Rodgers (44)	A. Rodgers (27)	A. Jones (42)	A. Jones (6)	G. Allison (76)	D. Adams (7)	Multiple (9)
10/8 @NO	D. Brees (363)	D. Brees (29)	D. Brees (26)	M. Ingram (53)	M. Ingram (16)	T. Smith (111)	C. Meredith (5)	V. Bell (8)
10/14 CAR	C. Newton (275)	C. Newton (40)	C. Newton (27)	C. Newton (43)	C. Newton (9)	D. Funchess (74)	C. McCaffrey (7)	L. Kuechly (9)
10/21 DAL	D. Prescott (273)	D. Prescott (35)	D. Prescott (22)	E. Elliott (34)	E. Elliott (15)	M. Gallup (81)	C. Beasley (7)	D. Lawrence (7)
10/28 @NYG	E. Manning (316)	E. Manning (47)	E. Manning (30)	S. Barkley (38)	S. Barkley (13)	O. Beckham (136)	S. Barkley (9)	B. Goodson (8)
11/4 ATL	M. Ryan (350)	M. Ryan (38)	M. Ryan (26)	T. Coleman (88)	T. Coleman (13)	J. Jones (121)	J. Jones (7)	F. Oluokun (6)
11/11 @TB	R. Fitzpatrick (406)	R. Fitzpatrick (41)	R. Fitzpatrick (29)	P. Barber (61)	P. Barber (9)	G. Godwin (103)	J. Rodgers (8)	J. Evans (9)
11/18 HOU	D. Watson (208)	D. Watson (24)	D. Watson (16)	L. Miller (86)	L. Miller (20)	K. Coutee (77)	Multiple (5)	Multiple (9)
11/22 @DAL	D. Prescott (289)	D. Prescott (31)	D. Prescott (22)	E. Elliott (121)	E. Elliott (26)	A. Cooper (180)	A. Cooper (8)	L. Vander Esch (9)
12/3 @PHI	C. Wentz (306)	C. Wentz (39)	C. Wentz (27)	J. Adams (85)	J. Adams (20)	G. Tate (85)	Z. Ertz (9)	R. Douglas (7)
12/9 NYG	E. Manning (197)	E. Manning (22)	E. Manning (14)	S. Barkley (170)	Multiple (14)	E. Ingram (77)	S. Barkley (4)	A. Ogletree (8)
12/16 @JAX	C. Kessler (57)	C. Kessler (17)	C. Kessler (9)	C. Kessler (68)	L. Fournette (11)	D. Westbrook (21)	Multiple (3)	Multiple (7)
12/23 @TEN	M. Mariota (110)	M. Mariota (13)	M. Mariota (10)	D. Henry (84)	D. Henry (21)	T. Taylor (64)	Multiple (3)	W. Woodyard (10)
12/30 PHI	N. Foles (221)	N. Foles (33)	N. Foles (28)	W. Smallwood (53)	W. Smallwood (12)	A. Jefferey (59)	Multiple (5)	Rasul Douglas (6)

OVERALL

	PASSING			RUSHING		RECEIVING		TACKLES
	Yards	Attempts	Completions	Yards	Attempts	Yards	Receptions	Total
9/9 @ARI	A. Smith (255)	S. Bradford (34)	A. Smith (21)	A. Peterson (96)	A. Peterson (26)	L. Fitzgerald (76)	L. Fitzgerald (7)	Multiple (11)
9/16 IND	A. Smith (292)	A. Smith (46)	A. Smith (33)	J. Wilkins (61)	A. Peterson (11)	C. Thompson (92)	C. Thompson (13)	D. Leonard (18)
9/23 GB	A. Rodgers (265)	A. Rodgers (44)	A. Rodgers (27)	A. Peterson (120)	A. Peterson (19)	G. Allison (76)	D. Adams (7)	M. Foster (10)
10/8 @NO	D. Brees (363)	A. Smith (39)	D. Brees (26)	M. Ingram (53)	M. Ingram (16)	T. Smith (111)	C. Thompson (6)	M. Foster (10)
10/14 CAR	C. Newton (275)	C. Newton (40)	C. Newton (27)	A. Peterson (97)	A. Peterson (17)	D. Funchess (74)	C. McCaffrey (7)	L. Kuechly (9)
10/21 DAL	D. Prescott (273)	D. Prescott (35)	D. Prescott (22)	A. Peterson (99)	A. Peterson (24)	M. Gallup (81)	C. Beasley (7)	Multiple (9)
10/28 @NYG	E. Manning (316)	E. Manning (47)	E. Manning (30)	A. Peterson (149)	A. Peterson (26)	O. Beckham (136)	S. Barkley (9)	M. Foster (13)
11/4 ATL	M. Ryan (350)	A. Smith (46)	A. Smith (30)	T. Coleman (88)	T. Coleman (13)	M. Harris (124)	M. Harris (10)	Multiple (7)
11/11 @TB	R. Fitzpatrick (406)	R. Fitzpatrick (41)	R. Fitzpatrick (29)	A. Peterson (68)	A. Peterson (19)	G. Godwin (103)	J. Rodgers (8)	M. Foster (10)
11/18 HOU	D. Watson (208)	A. Smith (27)	D. Watson (16)	L. Miller (86)	L. Miller (20)	K. Coutee (77)	J. Reed (7)	H. Clinton-Dix (13)
11/22 @DAL	D. Prescott (289)	C. McCoy (38)	C. McCoy (24)	E. Elliott (121)	E. Elliott (26)	A. Cooper (180)	A. Cooper (8)	Multiple (9)
12/3 @PHI	C. Wentz (306)	C. Wentz (39)	C. Wentz (27)	A. Peterson (98)	J. Adams (20)	G. Tate (85)	Z. Ertz (9)	Multiple (9)
12/9 NYG	E. Manning (197)	E. Manning (22)	E. Manning (14)	S. Barkley (170)	Multiple (14)	J. Crowder (87)	Multiple (4)	A. Ogletree (8)
12/16 @JAX	J. Johnson (151)	J. Johnson (25)	J. Johnson (16)	C. Kessler (68)	A. Peterson (19)	J. Crowder (46)	J. Crowder (4)	Multiple (7)
12/23 @TEN	J. Johnson (153)	J. Johnson (23)	J. Johnson (13)	A. Peterson (119)	A. Peterson (26)	J. Crowder (78)	J. Crowder (5)	W. Woodyard (10)
12/30 PHI	N. Foles (221)	N.Foles (33)	N. Foles (28)	W. Smallwood (53)	W. Smallwood (12)	A. Jefferey (59)	Multiple (5)	Z. Brown (11)

2018 WASHINGTON REDSKINS STATISTICS

REGULAR SEASON HIGHS / LOWS				
	REDSKINS		OPPONENTS	
	HIGH	LOW	HIGH	LOW
Points	31 vs. GB	0 vs. IND	43 @NO	3 @TB
First Downs	30 @ARI	9 vs PHI	29 @TB	11 @JAX
Total Offense	429 @ARI	235 @PHI	501 @TB	192 @JAX
Net Yards Rushing	182 @ARI, @NYG	21 vs PHI	227 vs. NYG	37 @NYG
Net Yards Passing	292 vs. IND	119 vs PHI	398 @TB	20 @JAX
Offensive Plays	75 @ARI	42 @ PHI	72 @PHI	49 @JAX
Rushing Attempts	42 @ARI	12 vs PHI	34 @DAL, vs. NYG	14 @NYG
Pass Attempts	46 vs. IND, vs. ATL	20 vs. GB	47 @NYG	17 @JAX
Pass Completions	33 vs. IND	12 vs. GB	30 @NYG	9 @JAX
Passes Had Intercepted	3 @DAL, vs. NYG	0 vs. Multiple	2 vs. Multiple	0 vs. Multiple
Sacks Allowed	5 vs. NYG	0 vs. GB, @NYG	7 @NYG	0 @PHI
Fumbles	3 @ARI	0 vs. Multiple	3 vs. DAL, @PHI	0 vs. Multiple
Fumbles Lost	1 vs. Multiple	0 vs. Multiple	2 vs. Multiple	0 vs. Multiple
Total Turnovers	3 @DAL, vs. NYG	0 vs. Multiple	4 @TB	0 @DAL, @TEN
Penalties	15 vs. NYG	2 vs PHI	11 vs. GB, @NYG	2 vs. NYG, @TEN
Yards Penalized	147 vs. ATL	15 vs PHI	115 vs. GB	10 @TEN
Time of Possession	38:08 @ARI	16:41 vs PHI	39:19 @PHI	21:52 @ARI
Defensive Interceptions	2 vs. Multiple	0 vs. Multiple	3 @DAL, vs. NYG	0 vs. Multiple
Total Takeaways	4 @TB	0 @DAL, @TEN	3 @DAL, vs. NYG	0 vs. Multiple
Drive (plays)	17 @TEN	1 vs. CAR, @NYG, vs PHI	16 @NYG	1 vs. Multiple
Drive (yards)	98 vs. GB	(-7) vs. NYG	91 @DAL	(-13) vs. DAL
Third Down Conversions	8 @TEN	1 vs PHI	10 vs. ATL	1 @ARI

REGULAR SEASON INDIVIDUAL HIGHS		
	REDSKINS	OPPONENTS
Yards Rushing	149 by Adrian Peterson @NYG	170 by Saquon Barkley vs. NYG
Rushing Attempts	26 by Adrian Peterson vs. Multiple	26 by Ezekiel Elliott @DAL
Rushing TDs	2 by Adrian Peterson vs. GB, vs. HOU	2 by Mark Ingram @NO
Receptions	13 by Chris Thompson vs. IND	9 by Saquon Barkley @NYG, Zach Ertz @PHI
Yards Receiving	124 by Maurice Harris vs. ATL	180 by Amari Cooper @DAL
Receiving TDs	1 by Multiple	2 by Multiple
Combined Yards (rush/rec)	166 by Adrian Peterson @ARI	197 by Saquon Barkley vs. NYG
All-Purpose Yards (rush/rec/ret)	166 by Adrian Peterson @ARI	197 by Saquon Barkley vs. NYG
Yards Passing	306 by Alex Smith vs. ATL	406 by Ryan Fitzpatrick @TB
Pass Attempts	46 by Alex Smith vs. IND, vs. ATL	47 by Eli Manning @NYG
Pass Completions	33 by Alex Smith vs. IND	30 by Eli Manning @NYG
TD Passes	2 by Alex Smith vs. Multiple, Colt McCoy @DAL	4 by Matt Ryan vs. ATL
Interceptions Thrown	3 by Colt McCoy @DAL	2 by Multiple
Longest Run	90 by Adrian Peterson @PHI	78 by Saquon Barkley vs. NYG
Longest Pass Completion	79 from Josh Johnson to Jamison Crowder vs. NYG	90 from Dak Prescott to Amari Cooper @DAL
Longest Kickoff Return	44 by Danny Johnson @DAL	31 by Darius Jennings @TEN
Longest Punt Return	30 by Trey Quinn @DAL	74 by Dede Westbrook @JAX
Longest Interception Return	40 by Josh Norman @PHI	101 by Justin Reid vs. HOU
Longest Punt	63 by Tress Way vs. NYG	72 by Logan Cooke @JAX
Longest Field Goal	56 by Dustin Hopkins vs. CAR	54 by Ka'imi Fairbairn vs. HOU
Touchdowns Scored	2 by Adrian Peterson vs. Multiple	2 by Multiple
Points Scored	12 by Adrian Peterson vs. Multiple	12 by Multiple

2018 WASHINGTON REDSKINS STATISTICS

20-YARD PLAYS FROM SCRIMMAGE

REDSKINS			OPPONENTS		
	YDS	PLAY		YDS	PLAY
9/9 @ARI	31	Alex Smith pass to Jordan Reed (15 yd. penalty added)	9/9 @ARI	27	Sam Bradford pass to Larry Fitzgerald
9/9 @ARI	23	Alex Smith pass to Chris Thompson	9/9 @ARI	27	Sam Bradford pass to Larry Fitzgerald
9/9 @ARI	22	Alex Smith pass to Jordan Reed	9/16 IND	32	Andrew Luck pass to T.Y. Hilton (15 yd. penalty added)
9/16 IND	34	Alex Smith pass to Paul Richardson Jr.	9/16 IND	22	Andrew Luck pass to T.Y. Hilton
9/16 IND	25	Jamison Crowder end around	9/16 IND	21	Andrew Luck pass to Ryan Grant
9/16 IND	21	Alex Smith pass to Adrian Peterson	9/23 GB	64	Aaron Rodgers pass to Geronimo Allison
9/23 GB	50	Alex Smith pass to Vernon Davis	10/8 @NO	62	Drew Brees pass to Tre'Quan Smith
9/23 GB	46	Alex Smith pass to Paul Richardson Jr.	10/8 @NO	46	Drew Brees pass to Cameron Meredith
9/23 GB	41	Adrian Peterson run	10/8 @NO	35	Drew Brees pass to Tre'Quan Smith
9/23 GB	34	Alex Smith pass to Jordan Reed	10/8 @NO	31	Drew Brees pass to Michael Thomas
9/23 GB	20	Alex Smith pass to Vernon Davis	10/8 @NO	28	Drew Brees pass to Mark Ingram
10/8 @NO	42	Alex Smith pass to Maurice Harris	10/8 @NO	23	Drew Brees pass to Josh Hill
10/8 @NO	24	Alex Smith pass to Adrian Peterson	10/8 @NO	20	Drew Brees pass to Michael Thomas
10/8 @NO	24	Alex Smith pass to Jamison Crowder	10/14 CAR	23	Cam Newton pass to Devin Funchess
10/8 @NO	23	Alex Smith pass to Paul Richardson Jr.	10/14 CAR	22	Cam Newton pass to Devin Funchess
10/8 @NO	21	Alex Smith pass to Jordan Reed	10/21 DAL	49	Dak Prescott pass to Michael Gallup
10/14 CAR	22	Alex Smith pass to Vernon Davis	10/21 DAL	33	Dak Prescott pass to Allen Hurns
10/14 CAR	21	Alex Smith pass to Vernon Davis	10/21 DAL	22	Dak Prescott pass to Michael Gallup
10/14 CAR	21	Alex Smith pass to Paul Richardson Jr.	10/21 DAL	20	Dak Prescott pass to Allen Hurns
10/14 CAR	20	Alex Smith run (15 yd. penalty added)	10/28 @NYG	44	Eli Manning pass to Odell Beckham Jr.
10/21 DAL	27	Alex Smith pass to Jordan Reed	10/28 @NYG	32	Eli Manning pass to Odell Beckham Jr.
10/21 DAL	23	Alex Smith pass to Kapri Bibbs	10/28 @NYG	24	Eli Manning pass to Saquon Barkley
10/21 DAL	23	Adrian Peterson run	10/28 @NYG	21	Eli Manning pass to Odell Beckham Jr.
10/21 DAL	20	Alex Smith pass to Michael Floyd	10/28 @NYG	21	Eli Manning pass to Bennie Fowler
10/21 DAL	20	Adrian Peterson run	11/4 ATL	40	Matt Ryan pass to Calvin Ridley
10/28 @NYG	64	Adrian Peterson run	11/4 ATL	39	Matt Ryan pass to Tevin Coleman
10/28 @NYG	25	Alex Smith pass to Paul Richardson Jr.	11/4 ATL	35	Matt Ryan pass to Julio Jones
10/28 @NYG	21	Alex Smith pass to Vernon Davis	11/4 ATL	26	Matt Ryan pass to Julio Jones
11/4 ATL	33	Alex Smith pass to Maurice Harris	11/4 ATL	23	Matt Ryan pass to Austin Hooper
11/4 ATL	22	Alex Smith run	11/4 ATL	21	Matt Ryan pass to Julio Jones
11/4 ATL	20	Alex Smith pass to Vernon Davis	11/4 ATL	20	Matt Ryan pass to Austin Hooper
11/11 @TB	24	Alex Smith pass to Jordan Reed	11/11 @TB	29	Ryan Fitzpatrick pass to Adam Humphries
11/11 @TB	20	Alex Smith pass to Maurice Harris	11/11 @TB	24	Ryan Fitzpatrick pass to DeSean Jackson
11/18 HOU	24	Alex Smith pass to Jordan Reed	11/11 @TB	24	Ryan Fitzpatrick pass to Jacquizz Rodgers
11/22 @DAL	53	Colt McCoy pass to Vernon Davis	11/11 @TB	24	Ryan Fitzpatrick pass to Adam Humphries
11/22 @DAL	20	Colt McCoy pass to Jordan Reed	11/11 @TB	24	Ryan Fitzpatrick pass to Chris Godwin
11/22 @DAL	20	Colt McCoy pass to Vernon Davis	11/11 @TB	23	Ryan Fitzpatrick pass to Mike Evans
12/3 @PHI	90	Adrian Peterson run	11/18 HOU	40	Deshaun Watson pass to Keke Coutee
12/3 @PHI	32	Colt McCoy pass to Josh Doctson	11/18 HOU	28	Deshaun Watson pass to Jordan Akins
12/3 @PHI	20	Mark Sanchez pass to Josh Doctson	11/18 HOU	21	Lamar Miller run
12/9 NYG	79	Josh Johnson pass to Jamison Crowder	11/22 @DAL	90	Dak Prescott pass to Amari Cooper
12/9 NYG	30	Josh Johnson pass to Josh Doctson	11/22 @DAL	40	Dak Prescott pass to Amari Cooper
12/16 @JAX	33	Josh Johnson pass to Jamison Crowder	11/22 @DAL	22	Dak Prescott pass to Noah Brown
12/22 @TEN	30	Josh Johnson pass to Jamison Crowder	12/3 @PHI	32	Carson Wentz pass to Golden Tate
12/22 @TEN	22	Josh Johnson pass to Josh Doctson	12/3 @PHI	23	Carson Wentz pass to Corey Clement
12/30 PHI	20	Josh Johnson pass to Josh Doctson	12/3 @PHI	20	Carson Wentz pass to Zach Ertz
			12/9 NYG	78	Saquon Barkley run
			12/9 NYG	52	Saquon Barkley run
			12/9 NYG	39	Eli Manning pass to Evan Engram
			12/9 NYG	30	Eli Manning pass to Corey Coleman
			12/9 NYG	30	Eli Manning pass to Evan Engram
			12/16 @JAX	25	Leonard Fournette run
			12/16 @JAX	21	Cody Kessler run
			12/16 @JAX	20	Dede Westbrook run
			12/22 @TEN	35	Blaine Gabbert pass to Taywan Taylor
			12/22 @TEN	27	Blaine Gabbert pass to MyCole Pruitt
			12/30 PHI	22	Nate Sudfeld pass to Nelson Agholor
			12/30 PHI	25	Nick Foles pass to Dallas Goedert

2018 WASHINGTON REDSKINS STATISTICS

INSTANT REPLAYS

CHALLENGE BY REDSKINS

	QT	TIME	DOWN	YDS	PLAY	RULING ON THE FIELD	REVIEW RESULT
9/23 GB	3	2:33	4	2	Aaron Rodgers pass to Randall Cobb to WAS 40 for 3 yards	Catch	Reversed
10/21 DAL	4	3:05	1	10	Dak Prescott pass to Allen Hurns to WAS 37 for 7 yards	Catch	Upheld
11/11 @TB	1	4:44	3	19	R. Fitzpatrick rush to WAS 36 for 11 yards, lateral A. Humphries for 19 yards	Backward pass	Reversed

CHALLENGE BY OPPONENTS

	QT	TIME	DOWN	YDS	PLAY	RULING ON THE FIELD	REVIEW RESULT
10/8 @NO	2	2:55	3	7	A. Smith pass incomplete short right	Incomplete	Upheld
10/28 @NYG	3	2:32	3	1	Adrian Peterson rush for 1 yd. for first down	First Down	Upheld
12/30 PHI	3	1:28	3	6	Nick Foles pass incomplete to Nelson Agholor	Incomplete	Reversed

CHALLENGE BY REVIEW ASSISTANT

[illegible]

REGULAR SEASON DEFENSIVE STATISTICS													
(TACKLES, QBP/H AND PD ACCORDING TO COACHES' FILM REVIEW) (PRESS BOX STATISTICS WERE USED FOR WEEK 13)													
Player	Total	Solo	Asst.	TFL	Sacks	Sack Yds	QBP/H	Ints/Yds	PD	FF	FR	Safety	TDs
Mason Foster	168	103	65	3	1	7	6/4	2/4	2	0	2	0	0
Zach Brown	114	76	38	10	1	5	1/1	0/0	3	2	0	0	0
Jonathan Allen	96	66	30	13	8	61	44/24	0/0	0	0	0	0	0
Daron Payne	90	63	27	10.5	5	28	30/11	0/0	3	1	1	0	0
Josh Norman	72	49	23	0	0	0	0/0	3/79	15	2	1	0	0
DJ Swearinger	64	52	12	3	2	12	2/1	4/34	14	3	1	0	0
Ha Ha Clinton-Dix	62	54	8	1	0	0	0/0	0/0	4	1	1	0	0
Preston Smith	57.5	39	18.5	11.5	4	32.5	57/26	1/3	4	0	1	0	0
Fabian Moreau	51	37	14	1	0	0	0/0	1/16	13	3	0	0	0
Matt Ioannidis	49	29	20	8.5	7.5	40	45/24	0/0	0	1	1	0	0
Ryan Kerrigan	48.5	37	11.5	18	13	96.5	66/27	0/0	0	3	0	0	0
Montae Nicholson	44	38	6	0	0	0	0/1	0/0	5	0	0	0	0
Quinton Dunbar	40	34	6	0	0	0	0/0	2/21	12	0	0	0	0
Greg Stroman	39	32	7	0	0	0	0/0	1/39	5	1	0	0	0
Shaun Dion Hamilton	25	19	6	2	1.5	7	2/2	0/0	0	0	0	0	0
Josh Harvey-Clemons	25	18	7	3	1	7	4/1	0/0	5	0	0	0	0
Deshazor Everett	19	13	6	2	0	0	0/0	1/24	2	0	0	0	0
Ryan Anderson	18	12	6	5.5	2	4	10/5	0/0	0	1	0	0	0
Stacy McGee	13	9	4	2	1	3	2/2	0/0	0	0	0	0	0
Pernell McPhee	13	8	5	3	0	0	17/7	0/0	2	0	1	0	0
Tim Settle	11	7	4	1	0	0	6/4	0/0	0	0	0	0	0
Danny Johnson	8	8	0	0	0	0	0/0	0/0	1	0	0	0	0
Ziggy Hood	6	3	3	0	0	0	0/0	0/0	0	0	0	0	0
Joshua Holsey	4	2	2	0	0	0	0/0	0/0	1	0	0	0	0
Zach Vigil	3	3	0	0	0	0	0/0	0/0	0	0	0	0	0
Caleb Brantley	1	1	0	0	0	0	0/0	0/0	0	0	0	0	0
Cassanova McKinzy	1	1	0	1	0	0	3/1	0/0	1	1	0	0	0
TOTALS	1142	813	329	99	47	303	219/95	15/220	92	19	9	0	0

2018 WASHINGTON REDSKINS SPECIAL TEAMS STATISTICS

REGULAR SEASON SPECIAL TEAMS STATISTICS (ACCORDING TO COACHES' FILM REVIEW) (PRESS BOX STATISTICS WERE USED FOR WEEK 13)											
Player	Total	Solo	Asst.	FF	FR	PATs Blk	FG Blk	Punts Blk	Inside 20*	Safety	TDs
Deshazor Everett	11	9	2	0	0	0	0	0	0	0	0
Danny Johnson	7	7	0	0	0	0	0	0	4	0	0
Zach Vigil	7	6	1	0	0	0	0	0	0	0	0
Shaun Dion Hamilton	6.5	3.5	3	0	0	0	0	0	1	0	0
Josh Harvey-Clemons	6	3	3	1	0	0	0	0	2	0	0
Kenny Ladler	6	5	1	0	0	0	0	0	1	0	0
Jeremy Sprinkle	4	0	4	0	0	0	0	0	1	0	0
Adonis Alexander	4	2	2	0	0	0	0	0	2	0	0
Jehu Chesson	3	3	0	0	0	0	0	0	2	0	0
Byron Marshall	3	1	2	0	0	0	0	0	1	0	0
Montae Nicholson	3	3	0	0	0	0	0	0	0	0	0
Ryan Anderson	2.5	2.5	0	0	0	0	0	0	1	0	0
Troy Apke	2	2	0	0	0	0	0	0	0	0	0
Kapri Bibbs	2	1	1	0	1	0	0	0	0	0	0
Greg Stroman	2	0	2	0	0	0	0	0	2	0	0
Ha Ha Clinton-Dix	1	1	0	0	0	0	0	0	0	0	0
Andrew East	1	0	1	0	0	0	0	0	0	0	0
Mason Foster	1	0	1	0	0	0	0	0	0	0	0
Dustin Hopkins	1	1	0	0	0	0	0	0	0	0	0
Nick Sundberg	1	1	0	0	0	0	0	0	0	0	0
Tress Way	1	1	0	0	0	0	0	0	0	0	0
TOTAL	75	52	23	1	1	0	0	0	17	0	0

**Indicates player who downed a punt inside the 20. Fair catches/punts out of bounds not included.*

2011 WASHINGTON REDSKINS STATISTICS (THE LAST TIME)

TEAM TOTALS

Won in Overtime

By Redskins:	12/26/10	at Jacksonville Jaguars, 20-17 OT (last score at 12:13 by G. Gano 31 yd. FG)
By Opponent:	11/20/11	vs. Dallas Cowboys, 27-24 OT (last score at 5:47 by D. Bailey 39 yd. FG)

Won by Scoring in the Last Two Minutes of Regulation

By Redskins:	9/30/12	at Tampa Bay Buccaneers, 24-22 (last score at 0:03 by B. Cundiff 41 yd. FG)
By Opponent:	10/21/12	at New York Giants, 27-23 (last score at 1:13 by Eli Manning 77-yd. pass to Victor Cruz)

Tied Game by Scoring in the Last Two Minutes of Regulation

By Redskins:	11/20/11	loss vs. Dallas Cowboys, 27-24 OT (tied game at 24 with 0:14 by D. Stallworth 4 yd. pass from R. Grossman)
By Opponent:	12/6/09	loss vs. New Orleans Saints, 33-30 OT (tied game at 30 with 1:19 by R. Meachem 53 yd. pass from D. Brees)

Shutout

By Redskins:	9/30/91	vs. Philadelphia Eagles, 23-0
By Opponent:	10/30/11	at Buffalo Bills, 23-0

Held Opponent without a Touchdown

By Redskins:	9/26/11	loss at Dallas Cowboys, 18-16
By Opponent:	11/13/11	loss at Miami Dolphins, 20-9

Game Finished in a Tie

Redskins Home:	11/23/97	vs. New York Giants, 7-7
Redskins Away:	10/5/69	at San Francisco 49ers, 17-17

Scoreless First Half

Redskins Home:	10/19/08	win vs. Cleveland Browns, 14-11
Redskins Away:		None since 1970

Won by 20 or More Points

By Redskins:	12/13/09	at Oakland Raiders, 34-13
By Opponent:	1/1/12	at Philadelphia Eagles, 34-10

Won After Trailing by 20 or More Points

By Redskins:	10/2/99	vs. Carolina Panthers, 38-36 (trailed 0-21 in 2nd quarter)
By Opponent:	9/12/99	vs. Dallas Cowboys, 41-35 OT (trailed 14-35 in 4th quarter)

Held a 28 or More Point Lead

By Redskins:	10/7/07	win vs. Detroit Lions, 34-3 (33)
By Opponent:	12/5/10	loss at New York Giants, 31-7 (28)

Held a 21 or More Point Lead

By Redskins:	12/13/09	win at Oakland Raiders, 34-13 (21)
By Opponent:	1/1/12	loss at Philadelphia Eagles, 34-10 (24)

Scored 20 or More Points in a Quarter

By Redskins:	12/18/05	win vs. Dallas Cowboys, 35-7 (21 points in 2nd quarter)
By Opponent:	11/15/10	loss vs. Philadelphia Eagles, 59-28 (28 points in 1st quarter)

Scored 20 or More Points in a Half

By Redskins:	10/14/12	win vs. Minnesota Vikings, 38-26 (21 points in 2nd half)
By Opponent:	9/23/12	loss vs. Cincinnati Bengals, 38-31 (24 points in 1st half)

Touchdowns Scored by Offense and Defense

By Redskins:	10/14/12	win vs. Minnesota Vikings, 38-26 (4 offense, 1 defense)
By Opponent:	12/11/11	loss vs. New England Patriots, 34-27 (3 offense, 1 defense)

Touchdowns Scored by Offense, Defense and Special Teams

By Redskins:	12/7/97	win vs. Arizona Cardinals, 38-28 (3 offense, 1 defense, 1 special teams)
By Opponent:	9/5/88	loss at New York Giants, 27-20 (1 offense, 1 defense, 1 special teams)

Safety Scored

By Redskins:	12/23/07	Kedric Golston vs. Minnesota Vikings (Stopped RB Tony Richardson in end zone)
By Opponent:	10/18/09	Tamba Hali vs. Kansas City Chiefs (Sacked QB Todd Collins in end zone)

Two-Point Conversion

By Redskins:	11/6/11	John Beck pass to Leonard Hankerson vs. San Francisco 49ers
By Opponent:	10/14/12	Christian Ponder pass to Kyle Rudolph vs. Minnesota Vikings

No Penalties in Game



2011 WASHINGTON REDSKINS STATISTICS (THE LAST TIME)

TEAM TOTALS

By Redskins:	11/16/03	loss at Carolina Panthers, 20-17
By Opponent:	11/5/89	loss vs. Dallas Cowboys, 13-3

50 or More Points Scored in a Game

By Redskins:	9/19/99	win at New York Giants, 50-21
By Opponent:	11/15/10	loss vs. Philadelphia Eagles, 59-28

40 or More Points Scored in a Game

By Redskins:	9/9/12	win at New Orleans Saints, 40-32
By Opponent:	11/15/10	loss vs. Philadelphia Eagles, 59-28



2018 WASHINGTON REDSKINS STATISTICS (THE LAST TIME)

TEAM TOTALS

Won in Overtime

By Redskins:	10/27/14	at Dallas Cowboys, 20-17 OT (last score at 9:43 on 40-yard field goal by Kai Forbath)
By Opponent:	11/19/17	at New Orleans Saints, 34-31 OT (last score at 7:25 on 28-yard field goal by Wil Lutz)

Won by Scoring in the Last Two Minutes of Regulation

By Redskins:	12/16/18	at Jacksonville Jaguars, 16-13 (go-ahead score at :04 on 36-yard field goal from Dustin Hopkins)
By Opponent:	10/2/17	at Kansas City Chiefs, 29-20 (go-ahead score at :04 on 43-yard field goal from Harrison Butker)

Tied Game by Scoring in the Last Two Minutes of Regulation

By Redskins:	10/2/17	loss at Kansas City Chiefs, 29-20 (tied game, 20-20, at :47 on 40-yard field goal by Dustin Hopkins)
By Opponent:	11/19/17	loss at New Orleans Saints, 34-31 OT (tied game at 31 with 1:03 on Alvin Kamara 18-yard touchdown pass from Drew Brees)

Shutout

By Redskins:	9/30/91	vs. Philadelphia Eagles, 23-0
By Opponent:	12/30/18	vs. Philadelphia Eagles, 24-0

Held Opponent without a Touchdown

By Redskins:	11/11/18	win at Tampa Bay, 16-3
By Opponent:	12/30/18	loss vs. Philadelphia Eagles, 24-0

Game Finished in a Tie

Redskins Home:	11/23/97	vs. New York Giants, 7-7
Redskins Away:	10/30/16	at Cincinnati Bengals, 27-27

Scoreless First Half, Both Teams

Redskins Home:	10/19/08	win vs. Cleveland Browns, 14-11
Redskins Away:		None since 1970

Held Opponent Scoreless in First Half

By Redskins:	9/9/18	win at Arizona Cardinals, 24-6 (led 21-0 at halftime)
By Opponent:	12/9/18	loss vs. New York Giants, 40-16 (trailed 34-0 at halftime)

Won by 20 or More Points

By Redskins:	12/24/16	at Chicago Bears, 41-21
By Opponent:	12/30/18	vs. Philadelphia Eagles, 24-0

Won After Trailing by 20 or More Points

By Redskins:	10/25/15	vs. Tampa Bay Buccaneers, 31-30 (trailed 24-0 in 2nd quarter)
By Opponent:	9/12/99	vs. Dallas Cowboys, 41-35 OT (trailed 14-35 in 4th quarter)

Held a 28 or More Point Lead

By Redskins:	11/15/15	win vs. New Orleans Saints, 47-14 (33)
By Opponent:	12/9/18	loss vs. New York Giants, 40-16 (40)

Held a 21 or More Point Lead

By Redskins:	9/9/18	win at Arizona Cardinals, 24-6 (led 21-0 in the 3rd quarter)
By Opponent:	12/30/18	loss vs. Philadelphia Eagles, 24-0 (led 24-0 in the 4th quarter)

Scored 20 or More Points in a Quarter

By Redskins:	9/9/18	win at Arizona Cardinals, 24-6 (21 points in the 2nd quarter)
By Opponent:	12/9/18	loss vs. New York Giants, 40-16 (27 points in the 2nd quarter)

Scored 20 or More Points in a Half

By Redskins:	9/23/18	win vs. Green Bay Packers, 31-17 (28 points in 1st half)
By Opponent:	12/9/18	loss vs. New York Giants, 40-16 (34 points in 1st half)

Touchdowns Scored by Offense and Defense

By Redskins:	10/21/18	win vs. Dallas Cowboys, 20-17 (1 offense, 1 defense)
By Opponent:	12/22/18	loss at Tennessee Titans, 25-16 (2 offense, 1 defense)

Touchdowns Scored by Offense, Defense and Special Teams

By Redskins:	12/7/97	win vs. Arizona Cardinals, 38-28 (3 offense, 1 defense, 1 special teams)
By Opponent:	9/5/88	loss at New York Giants, 27-20 (1 offense, 1 defense, 1 special teams)

Safety Scored

By Redskins:	1/10/16	Preston Smith vs. Green Bay Packers (NFC Wild Card) (Aaron Rodgers sacked in end zone)
By Opponent:	11/5/17	Bobby Wagner at Seattle Seahawks (Kirk Cousins sacked in end zone)

Successful Two-Point Conversion

By Redskins:	12/9/18	Josh Johnson pass to Vernon Davis and Josh Johnson pass to Michael Floyd vs. New York Giants
By Opponent:	12/3/18	Carson Wentz pass to Golden Tate III at Philadelphia Eagles

2018 WASHINGTON REDSKINS STATISTICS (THE LAST TIME)

TEAM TOTALS

No Penalties in Game

By Redskins:	11/16/03	loss at Carolina Panthers, 20-17
By Opponent:	11/5/89	loss vs. Dallas Cowboys, 13-3

50 or More Points Scored in a Game

By Redskins:	10/23/05	win vs. San Francisco 49ers, 52-17
By Opponent:	11/15/10	loss vs. Philadelphia Eagles, 59-28

40 or More Points Scored in a Game

By Redskins:	12/24/16	win at Chicago Bears, 41-21
By Opponent:	12/9/18	loss vs. New York Giants, 40-16

OFFENSIVE TOTALS

500 or More Total Net Yards of Offense

By Redskins:	11/24/16	loss at Dallas Cowboys, 31-26 (505; 56 rushing, 449 passing)
By Opponent:	11/11/18	win at Tampa Bay, 16-3 (501; 103 rushing, 398 passing)

400 or More Total Net Yards of Offense

By Redskins:	9/9/18	win at Arizona Cardinals, 24-6 (429; 182 rushing, 247 passing)
By Opponent:	12/9/18	loss vs. New York Giants, 40-16 (402; 227 rushing, 175 passing)

300 or More Net Yards Rushing by Team

By Redskins:	11/3/85	win at Atlanta Falcons, 44-10 (307)
By Opponent:	11/29/59	loss at New York Giants, 45-14 (351)

200 or More Net Yards Rushing by Team

By Redskins:	9/17/17	win at Los Angeles Rams, 27-20 (229)
By Opponent:	12/9/18	loss vs. New York Giants, 40-16 (227)

Individual 200-Yard Rushing Game

By Redskins:	12/30/12	Alfred Morris (33-200-3 TDs) vs. Dallas Cowboys
By Opponent:	12/30/06	Tiki Barber (23-234-3 TDs) vs. New York Giants

Individual 150-Yard Rushing Game

By Redskins:	12/30/12	Alfred Morris (33-200-3 TDs) vs. Dallas Cowboys
By Opponent:	12/9/18	Saquon Barkley (14-170-1 TD) vs. New York Giants

Individual 100-Yard Rushing Game

By Redskins:	12/22/18	Adrian Peterson (26-119-0 TDs) at Tennessee Titans
By Opponent:	12/9/18	Saquon Barkley (14-170-1 TD) vs. New York Giants

Two 100-Yard Rushers in the Same Game

By Redskins:	12/4/05	Clinton Portis (27-136-2 TDs) & Rock Cartwright (9-118) at St. Louis Rams
By Opponent:	11/3/96	Darick Holmes (22-122-3 TDs) & Thurman Thomas (23-107-1 TD) at Buffalo Bills

Consecutive 100-Yard Rushing Games (Same Season)

By Redskins:	11/19/17 - 11/23/17	Samaje Perine (23-117-1 TD) at New Orleans Saints / Samaje Perine (24-100) vs. New York Giants
By Opponent:	12/19/16 - 1/1/17	Jonathan Stewart (25-132) vs. Carolina Panthers / Jordan Howard (18-119) at Chicago Bears / Paul Perkins (21-102) vs. New York Giants

Combined 200-Yard Rushing by Two Players

By Redskins:	12/30/12	263 by Alfred Morris (33-200-3 TDs) & Robert Griffin III (6-63-1 TD) vs. Dallas Cowboys
By Opponent:	12/9/18	208 by Saquon Barkley (14-170-1 TD) & Wayne Gallman (14-38- 0 TDs) vs. New York Giants

Individual with 30 or More Carries

By Redskins:	12/30/12	Alfred Morris (33-200-3 TDs) vs. Dallas Cowboys
By Opponent:	10/29/17	Ezekiel Elliott (33-150-2 TDs) vs. Dallas Cowboys

Individual with 25 or More Carries

By Redskins:	12/22/18	Adrian Peterson (26-119-0) at Tennessee Titans
By Opponent:	11/22/18	Ezekiel Elliott (26-121-1) at Dallas Cowboys

Rushing Play of 60 or More Yards

By Redskins:	12/3/18	90t by Adrian Peterson at Philadelphia Eagles
By Opponent:	12/9/18	78t by Saquon Barkley vs. New York Giants

2018 WASHINGTON REDSKINS STATISTICS (THE LAST TIME)

OFFENSIVE TOTALS

Rushing Play of 40 or More Yards

By Redskins:	12/3/18	90t by Adrian Peterson at Philadelphia Eagles
By Opponent:	12/9/18	78t by Saquon Barkley vs. New York Giants

Individual with Two or More Rushing Touchdowns

By Redskins:	11/18/18	Adrian Peterson (16-51-2 TDs) vs. Houston Texans
By Opponent:	10/29/17	Ezekiel Elliott (33-150-2 TDs) vs. Dallas Cowboys

400 Net Yards Passing by Team

By Redskins:	11/24/16	loss at Dallas Cowboys, 31-26 (449)
By Opponent:	1/3/16	win at Dallas Cowboys, 34-23 (412)

300 Net Yards Passing by Team

By Redskins:	11/19/17	loss at New Orleans Saints, 34-31 OT (300)
By Opponent:	12/3/18	loss at Philadelphia Eagles, 28-13 (306)

Individual with 50 or More Pass Attempts

By Redskins:	11/24/16	Kirk Cousins (53-41-449-3 TDs) at Dallas Cowboys
By Opponent:	12/26/15	Sam Bradford (56-37-380-1 TD-0 INTs) at Philadelphia Eagles

Individual with 40 or More Pass Attempts

By Redskins:	11/4/18	Alex Smith (46-30-306-1 TD-1 INT) vs. Atlanta Falcons
By Opponent:	11/11/18	Ryan Fitzpatrick (41-29-406-0 TD-2 INTs) at Tampa Bay

Individual with 30 or More Pass Completions

By Redskins:	11/4/18	Alex Smith (46-30-306-1 TD-1 INT) vs. Atlanta Falcons
By Opponent:	10/28/18	Eli Manning (47-30-316-1 TD-2 INTs) at New York Giants

Individual with 25 or More Pass Completions

By Redskins:	11/4/18	Alex Smith (46-30-306-1 TD-1 INT) vs. Atlanta Falcons
By Opponent:	12/3/18	Carson Wentz (27-39-306-2 TDs-1 INT) at Philadelphia Eagles

No Sacks Allowed

By Redskins:	10/28/18	win at New York Giants (32 attempts by Alex Smith)
By Opponent:	12/3/18	loss at Philadelphia Eagles (39 attempts by Carson Wentz)

Individual 400-Yard Passing Game

By Redskins:	11/24/16	Kirk Cousins (53-41-449-3 TDs) at Dallas Cowboys
By Opponent:	11/11/18	Ryan Fitzpatrick (41-29-406-0 TD-2 INTs) at Tampa Bay

Individual 300-Yard Passing Game

By Redskins:	11/4/18	Alex Smith (46-30-306-1 TD-1 INT) vs. Atlanta Falcons
By Opponent:	12/3/18	Carson Wentz (27-39-306-2 TDs-1 INT) at Philadelphia Eagles

Consecutive 300-Yard Passing Games (Same Season)

By Redskins:	11/12/17 - 11/19/17	Kirk Cousins (45-26-327-1 TD-1 INT) vs. Minnesota Vikings; Kirk Cousins (32-22-322-3 TDs) at New Orleans Saints
By Opponent:	10/28/18 - 11/11/18	Eli Manning (47-30-316-1 TD-2 INTs) at New York Giants; Matt Ryan (38-26-350-4 TDs-1 INT) vs. Atlanta Falcons; Ryan Fitzpatrick (41-29-406-0 TD-2 INTs) at Tampa Bay

Individual with Four or More Touchdown Passes

By Redskins:	12/26/15	Kirk Cousins (46-31-365-4 TDs) at Philadelphia Eagles
By Opponent:	11/4/18	Matt Ryan (38-26-350-4 TDs-1 INT) vs. Atlanta Falcons

Individual with Five or More Touchdown Passes

By Redskins:	11/10/91	Mark Rypien (31-16-442-6 TDs) vs. Atlanta Falcons
By Opponent:	11/22/15	Cam Newton (34-21-246-5 TDs) at Carolina Panthers

Individual with 10 or More Receptions

By Redskins:	11/4/18	Maurice Harris (10-124) vs. Atlanta Falcons
By Opponent:	11/5/17	Zach Ertz (10-112) at Philadelphia Eagles

Individual 200-Yard Receiving Game

By Redskins:	10/21/01	Rod Gardner (6-208-1 TD) vs. Carolina Panthers
By Opponent:	11/16/14	Mike Evans (7-209-2 TDs) vs. Tampa Bay Buccaneers

2018 WASHINGTON REDSKINS STATISTICS (THE LAST TIME)

OFFENSIVE TOTALS

Individual 150-Yard Receiving Game

By Redskins:	9/24/17	Chris Thompson (6-150-1 TD) vs. Oakland Raiders
By Opponent:	11/22/18	Amari Cooper (8-180- 2 TDs) at Dallas Cowboys

Individual 100-Yard Receiving Game

By Redskins:	11/4/18	Maurice Harris (10-124) vs. Atlanta Falcons
By Opponent:	11/22/18	Amari Cooper (8-180- 2 TDs) at Dallas Cowboys

Two 100-Yard Receivers in the Same Game

By Redskins:	11/20/16	Pierre Garçon (6-116-1 TD) & Jamison Crowder (3-102-1 TD) vs. Green Bay Packers
By Opponent:	11/11/18	Jacquizz Rodgers (8-102) & Chris Godwin (7-103) at Tampa Bay

Consecutive 100-Yard Receiving Games (Same Season)

By Redskins:	12/11/16 - 12/24/16	DeSean Jackson (3-102-1 TD) at Philadelphia Eagles; DeSean Jackson (7-111) vs. Carolina Panthers; DeSean Jackson (5-114) at Chicago Bears
By Opponent:	10/28/18 - 11/11/18	Odell Beckham Jr. (8-136) at New York Giants; Julio Jones (7-121-1 TD) vs. Atlanta Falcons; Jacquizz Rodgers (8-102) & Chris Godwin (7-103) at Tampa Bay

Pass Play of 80 or More Yards

By Redskins:	12/11/16	80t by Kirk Cousins to DeSean Jackson at Philadelphia Eagles
By Opponent:	11/22/18	90t by Dak Prescott to Amari Cooper at Dallas Cowboys

Pass Play of 60 or More Yards

By Redskins:	12/9/18	79t by Josh Johnson to Jamison Crowder vs. New York Giants
By Opponent:	11/22/18	90t by Dak Prescott to Amari Cooper at Dallas Cowboys

Pass Play of 40 or More Yards

By Redskins:	12/9/18	79t by Josh Johnson to Jamison Crowder vs. New York Giants
By Opponent:	11/22/18	90t by Dak Prescott to Amari Cooper at Dallas Cowboys

Individual with Four or More Touchdown Receptions

By Redskins:		Never
By Opponent:	11/18/07	Terrell Owens (8-173-4 TDs) at Dallas Cowboys

Individual with Three or More Touchdown Receptions

By Redskins:	10/1/06	Santana Moss (4-138-3 TDs) vs. Jacksonville Jaguars
By Opponent:	12/14/14	Odell Beckham Jr. (12-143-3 TDs) at New York Giants

Led Team in Both Rushing and Receiving Yards in the Same Game

By Redskins:	9/9/18	Adrian Peterson (26-96 rushing, 2-70 receiving) at Arizona Cardinals
By Opponent:	12/4/16	David Johnson (18-84 rushing, 9-91 receiving) at Arizona Cardinals

100-Yard Rusher & 100-Yard Receiver in the Same Game

By Redskins:	11/23/17	Samaje Perine (24-100) & Jamison Crowder (7-141-1 TD) vs. New York Giants
By Opponent:	11/22/18	Ezekiel Elliott (26-121-1 TD) & Amari Cooper (8-180-2 TDs) at Dallas Cowboys

100-Yard Rusher, 100-Yard Receiver & 300-Yard Passer in the Same Game

By Redskins:	11/20/16	Kirk Cousins (30-21-375-3 TDs) Rob Kelley (24-137-3 TDs) Pierre Garçon (6-116-1 TD) Jamison Crowder (3-102-1 TD) vs. Green Bay Packers
By Opponent:	12/24/16	Jordan Howard (18-119) Cameron Meredith (9-135-1 TD) Matt Barkley (40-24-323-2 TDs-5 INTs) at Chicago Bears

Individual with at Least One Rushing Touchdown and One Receiving Touchdown in the Same Game

By Redskins:	10/28/18	Adrian Peterson (26-149-1 TD rushing, 1-7 1 TD receiving) at New York Giants
By Opponent:	9/17/17	Todd Gurley II (16-88-1 TD rushing, 3-48-1 TD receiving) at Los Angeles Rams

Individual with at Least One Rushing Touchdown and One Touchdown Pass in the Same Game

By Redskins:	12/9/18	Josh Johnson (11-16-195- 1 TD passing, 7-45-1 TD rushing) vs. New York Giants
By Opponent:	10/2/17	Alex Smith (37-27-293-1 TD passing, 7-56-1 TD rushing) at Kansas City Chiefs

No Turnovers

By Redskins:	12/16/18	win at Jacksonville Jaguars, 16-13
By Opponent:	12/22/18	loss at Tennessee Titans, 25-16

Touchdown Scored on First Drive

By Redskins:	10/21/18	win vs. Dallas Cowboys, 20-17 (6 plays, 52 yards, 3:13 / A. Smith pass to K. Bibbs for 23 yd.)
By Opponent:	12/22/18	loss at Tennessee Titans, 25-16 (11 plays, 69 yards, 6:32 / D. Henry 1 yd. run)

2018 WASHINGTON REDSKINS STATISTICS (THE LAST TIME)

DEFENSIVE TOTALS

Held Opponent Under 200 Net Yards of Total Offense

By Redskins:	12/16/18	win at Jacksonville Jaguars, 16-13 (192; 172 rushing, 20 passing)
By Opponent:	12/30/18	loss vs. Philadelphia Eagles, 24-0 (89; 21 rushing, 68 passing)

Held Opponent Under 300 Net Yards of Total Offense

By Redskins:	12/22/18	loss at Tennessee Titans, 25-16 (291; 99 rushing, 192 passing)
By Opponent:	12/30/18	loss vs. Philadelphia Eagles, 24-0 (89; 21 rushing, 68 passing)

Held Opponent Under 50 Yards Rushing

By Redskins:	10/28/18	win at New York Giants, 20-13 (37)
By Opponent:	12/30/18	loss vs. Philadelphia Eagles, 24-0 (21)

Held Opponent Under 75 Yards Rushing

By Redskins:	10/28/18	win at New York Giants, 20-13 (37)
By Opponent:	12/30/18	loss vs. Philadelphia Eagles, 24-0 (21)

Held Opponent Under 100 Yards Rushing

By Redskins:	12/22/18	loss at Tennessee Titans, 25-16 (99)
By Opponent:	12/30/18	loss vs. Philadelphia Eagles, 24-0 (21)

Held Opponent Under 100 Net Yards Passing

By Redskins:	12/16/18	win at Jacksonville Jaguars, 16-13 (20)
By Opponent:	12/30/18	loss vs. Philadelphia Eagles, 24-0 (68)

Held Opponent Under 150 Net Yards Passing

By Redskins:	12/16/18	win at Jacksonville Jaguars, 16-13 (20)
By Opponent:	12/30/18	loss vs. Philadelphia Eagles, 24-0 (68)

Interception Return for a Touchdown

By Redskins:	12/10/17	Bashaud Breeland at Los Angeles Chargers (96 yards)
By Opponent:	12/22/18	Malcolm Butler at Tennessee Titans (56 yards)

Individual with Three or More Interceptions

By Redskins:	10/24/10	DeAngelo Hall at Chicago Bears (4)
By Opponent:	11/22/18	Kurt Coleman vs. Philadelphia Eagles (3)

Individual with Two or More Interceptions

By Redskins:	10/28/18	D.J. Swearinger at New York Giants (2)
By Opponent:	12/31/17	Kelvin Sheppard at New York Giants (2)

Seven or More Sacks by Team

By Redskins:	10/28/18	win at New York Giants, 20-13 (7)
By Opponent:	12/14/14	loss at New York Giants, 24-13 (7)

Six or More Sacks by Team

By Redskins:	12/16/18	win at Jacksonville Jaguars (6)
By Opponent:	11/23/17	win vs. New York Giants (6)

Five or More Sacks by Team

By Redskins:	12/16/18	win at Jacksonville Jaguars (6)
By Opponent:	12/9/18	loss vs. New York Giants, 40-16 (5)

Individual with Four or More Sacks

By Redskins:	9/14/14	Ryan Kerrigan vs. Jacksonville Jaguars (4)
By Opponent:	12/1/13	Justin Tuck vs. New York Giants (4)

Individual with Three or More Sacks

By Redskins:	12/26/15	Preston Smith at Philadelphia Eagles (3)
By Opponent:	12/30/18	Fletcher Cox vs. Philadelphia Eagles (3)

Individual with Two or More Sacks

By Redskins:	12/16/18	Jonathan Allen and Ryan Kerrigan at Jacksonville Jaguars (2)
By Opponent:	12/30/18	Fletcher Cox vs. Philadelphia Eagles (3)

Fumble Returned for Touchdown

By Redskins:	10/21/18	Preston Smith vs. Dallas Cowboys (1 yard)
By Opponent:	10/2/17	Justin Houston at Kansas City Chiefs (13 yards)

2018 WASHINGTON REDSKINS STATISTICS (THE LAST TIME)

SPECIAL TEAMS TOTALS

Kickoff Return for a Touchdown

By Redskins:	11/22/15	Andre Roberts at Carolina Panthers (99 yards)
By Opponent:	10/16/16	Wendell Smallwood vs. Philadelphia Eagles (86 yards)

Punt Return for a Touchdown

By Redskins:	10/9/16	Jamison Crowder at Baltimore Ravens (85 yards)
By Opponent:	12/16/18	Dede Westbrook at Jacksonville Jaguars (74 yards)

Blocked Punt

By Redskins:	10/18/15	Jeron Johnson at New York Jets
By Opponent:	9/24/15	Rashad Jennings at New York Giants

Missed Extra Point Attempt

By Redskins:	11/22/18	Dustin Hopkins at Dallas Cowboys (wide left)
By Opponent:	12/22/18	Ryan Succop at Tennessee Titans (wide left)

Blocked Field Goal Attempt

By Redskins:	12/24/16	Preston Smith at Chicago Bears
By Opponent:	10/29/17	Tyrone Crawford vs. Dallas Cowboys

Blocked Field Goal returned for a TD

By Redskins:	9/24/72	Mike Bass vs. St. Louis Cardinals (32 yards)
By Opponent:	1/8/00	Ron Rice vs. Detroit Lions (94 yards)

Individual with Five or More Field Goals

By Redskins:	9/25/16	Dustin Hopkins at New York Giants (5)
By Opponent:	12/17/17	Phil Dawson vs. Arizona Cardinals (5)

Individual with Four or More Field Goals

By Redskins:	11/13/16	Dustin Hopkins vs. Minnesota Vikings (4)
By Opponent:	12/17/17	Phil Dawson vs. Arizona Cardinals (5)

Individual with Three or More Field Goals

By Redskins:	12/22/18	Dustin Hopkins at Tennessee Titans (3)
By Opponent:	11/18/18	Ka'imi Fairbairn vs. Houston Texans (3)

Individual with 70-yard or More Punt

By Redskins:	9/25/14	Tress Way vs. New York Giants (77 yards)
By Opponent:	12/16/18	Logan Cooke at Jacksonville Jaguars (72 yards)

Individual with 60-yard or More Punt

By Redskins:	12/9/18	Tress Way vs. New York Giants (63 yards)
By Opponent:	12/16/18	Logan Cooke at Jacksonville Jaguars (72 yards)

Individual with 50-yard or More Field Goal

By Redskins:	12/22/18	Dustin Hopkins at Tennessee Titans (50 yards)
By Opponent:	11/18/18	Ka'imi Fairbairn vs. Houston Texans (54 yards)

Back to Back Kickoff Returns for Touchdowns

By Redskins:	9/23/73	Herb Mul-Key at St. Louis Cardinals (97 yards)
By Opponent:	9/23/73	Don Shy at St. Louis Cardinals (97 yards)

Blocked Punt, Returned for Touchdown

By Redskins:	10/18/15	Rashad Ross at New York Jets (recovery in end zone)
By Opponent:	9/7/14	Alfred Blue at Houston (5 yards)

Successful Onside Kick

By Redskins:	10/25/15	vs. Tampa Bay Buccaneers (kicked by Dustin Hopkins, recovered by Trenton Robinson)
By Opponent:	11/8/15	at New England Patriots (kicked by Stephen Gostkowski, recovered by Jonathan Freeny)

No Punts

By Redskins:	11/5/00	loss at Arizona Cardinals, 16-15
By Opponent:	10/8/18	loss at New Orleans Saints, 43-19

Successful Fake Punt

By Redskins:	11/19/17	Niles Paul five-yard run at New Orleans
By Opponent:	9/17/17	Johnny Hekker 28-yard pass to Josh Reynolds at Los Angeles Rams

Successful Fake Field Goal

By Redskins:	11/15/09	Hunter Smith 35-yard pass to Mike Sellers vs. Denver Broncos
By Opponent:	10/6/14	Jon Ryan five-yard run vs. Seattle Seahawks



FEATURE CLIPS

OFFENSIVE COORDINATOR KEVIN O'CONNELL

As NFL teams hunt for the next Sean McVay, the Redskins may have one in Kevin O'Connell

By Les Carpenter, *The Washington Post*
July 24, 2019

"The next Sean McVay" does not like talking about being the next Sean McVay. Washington Redskins offensive coordinator Kevin O'Connell prefers to concentrate on in-the-moment tasks, such as expanding the offense and preparing rookie Dwayne Haskins to be a starting quarterback in the NFL.

But at 34, O'Connell is on a career path that is eerily similar to that of a certain NFC champion coach in Los Angeles who has become the model for what nearly every NFL owner seems to suddenly crave: a fast-rising offensive mind in his early 30s so preternaturally clever that he will overwhelm others with a blend of genius and charm. And because O'Connell has quickly built a reputation for being a bright, innovative coach, climbing quickly to his coordinator role with the Redskins much the way McVay did in Washington a few years before, an obvious correlation is being made.

"He's the next Sean McVay," tweeted Carolina Panthers wide receiver Torrey Smith, whom O'Connell once coached in San Francisco.

"Everyone is looking for the next Sean McVay. Well, this is the next Sean McVay, just a foot taller!" thunders former NFL coach and current ESPN commentator Rex Ryan, who first told the 6-foot-5 O'Connell he should be a coach, back when Ryan was head coach of the New York Jets and O'Connell was one of his backup quarterbacks.

"I can see why they say that," says Green Bay Packers defensive coordinator Mike Pettine, who hired O'Connell to be the Cleveland Browns' quarterbacks coach in 2015. "You can see a lot of parallels to Sean. Kevin's a smart young guy with great communication skills."

[For young leaders such as Sean McVay, inexperience can be a hidden advantage]

Sitting in an office at the Redskins' practice facility a few weeks ago, O'Connell shakes his head and laughs.

"It's easy for people to say that because [McVay] was obviously here [from 2010 to 2016] and Coach [Jay] Gruden promoted him and the trajectories could be similar," O'Connell says. "With the success [McVay] has had, you can only as a younger coach — every coach in this league right now — [try] to emulate him. But unfortunately, [if] you start looking ahead and you start to look at everything but the opportunity you have right now, I promise you it's not going to work out the way you want it to."

And yet, as the Redskins open training camp this week in Richmond, O'Connell will be one of the NFL's most-watched assistants. This offseason, eight teams picked new coaches. Six of those new hires are first-time head coaches, and three — Arizona's Kliff Kingsbury, Cincinnati's Zac Taylor and Green Bay's Matt LaFleur — are offensive coaches in their 30s whose hires appear to be attempts at finding that elusive next McVay.

"Everybody is looking for that young guy to become the face of their franchise and be a high-energy guy. Well, Kevin is that guy," says Ryan, whose brother Rob is the Redskins' new inside linebackers coach. "He's good looking, and he's really, really smart. And he has the experience."

'That's when we knew'

Growing up in the San Diego suburb of Carlsbad, Calif., O'Connell, the son of an FBI agent, played quarterback at La Costa Canyon High and was a rival of Helix High star — and future Redskins quarterback — Alex Smith. O'Connell, who wasn't as heavily recruited as Smith, wound up at San Diego State, where he played well enough for the New England Patriots to take him in the third round of the 2008 draft.

He loved the mental challenge of playing for Coach Bill Belichick and as a backup to Tom Brady, trying to fit on a team that had gone undefeated through the regular season and almost won the Super

Bowl the season before.

"Just to go into that culture . . . where everything, from sunup to sundown, you are preparing yourself to be the best possible player you can become, and do your job for the team, you start to learn what it is going to take to be successful in the NFL," he says. "It was like getting thrown into the deep end of the pool and a little bit of a culture shock to really start learning the game or get passed up. And I probably wasn't ready for that opportunity."

The Patriots cut him right before the start of the following season, but it might have been the best thing that could have happened. After being claimed off waivers by Detroit, he was traded to the Jets. At the time, it hardly seemed like a significant transaction. New York was about to play the Patriots, and Ryan gave him some tapes of New England's offense hoping for a helpful suggestion or two. Instead, O'Connell broke apart the Patriots' pass protection with details that even Ryan, considered one of the game's better defensive minds, had never noticed.

Ryan was amazed. The Jets coaches gave O'Connell more tapes from other teams, and the reports he returned were filled with the kind of insight rarely delivered by a player.

"That's when we knew Kevin was going to be a good coach," says Jacksonville Jaguars offensive coordinator John DeFilippo, who was the Jets' quarterbacks coach at the time.

O'Connell remembers being surprised by the Jets coaches' reactions. He hadn't had any special mentoring. His time in New England wasn't long enough to learn to watch film like Brady, for instance. But he started to wonder if maybe Ryan and the others were right. Maybe he should coach. When a torn labrum ended his career a couple of years later, he dabbled briefly in television commentating before Pettine — who had been Ryan's defensive coordinator in New York and was in his second year as the Browns' head coach — called with an offer to coach the team's quarterbacks.

Many coaches might have viewed the opportunity as a bad one, given that it was the second season of Johnny Manziel's career and it was apparent the first-round pick was in the process of crashing out of the league. But O'Connell had helped train Manziel for the draft the year before, and the two got along well.

"Sometimes people think the chaos finds its way into the building and into the position rooms, but it doesn't," O'Connell says. "I wanted to do everything as a young coach to make sure our [quarterback] room was going to be the reason our team had a good practice. It works on some days, and on others there are learning experiences along the way. But with all the experiences I had that made me part of who I am today ... it's what I've accumulated in the last four or five years to say I feel like I'm ready for this opportunity."

'He gets it'

After Pettine and his staff were fired at season's end, O'Connell spent a year as an offensive assistant for Chip Kelly in San Francisco before coming to Washington as quarterbacks coach. He replaced Matt Cavanaugh, who had moved to offensive coordinator after McVay left for the Rams.

Gruden wasn't necessarily planning to promote O'Connell to offensive coordinator this past offseason, but when there were "nibbles out there for him as a coordinator," as Gruden tells it,

the Redskins acted quickly to keep him. Cavanaugh became a senior offensive assistant, and O'Connell took over as offensive coordinator.

"He's going to have more freedom to do more X's and O's and more game-planning," Gruden said in February in explaining O'Connell's new role, adding that as a quarterbacks coach, O'Connell was mostly focused on coaching fundamentals and specific game situations. "Now as a coordinator, I think he can think more of, 'How do we attack the Giants' defense? How do we want to go after Philadelphia?'"

The biggest metric by which O'Connell will probably be judged this year is how fast Haskins progresses. Although Washington also has Case Keenum and Colt McCoy, many around the league expect Haskins to start at some point — maybe midseason, maybe sooner. If Haskins develops quickly, O'Connell — who will share the responsibility of molding Haskins with Gruden, Cavanaugh and new quarterbacks coach Tim Rattay — will only be more desirable.

It does not appear that O'Connell will be the primary play caller — a task McVay had and Gruden considered giving to O'Connell before

2019 FEATURE CLIPS

deciding to keep calling plays himself. But if O'Connell is frustrated by that decision, he does not show it, instead talking enthusiastically about using his new job to help perfect the "nuts and bolts" of the Redskins' system.

O'Connell wants to be a head coach. Asked about the possibility, he says it would be "an unbelievable honor" to walk into an NFL auditorium and address the team in that role.

But, he cautions, "To stand in front of an entire team and try to lead a group of grown men, a group of alpha males, you better be ready to do that," O'Connell says. "And if you're not, then you've got to be honest with yourself."

The problem with listening to all the suggestions that he is the next McVay is that it distracts from the job in front of him, and O'Connell is too excited about being Washington's coordinator

to consider anything else. Plus, he knows that if he isn't completely focused on his current job, the players will sense it immediately.

"Sincerity and authenticity are two facets that will take you a long way," he says.

Still, that doesn't stop others from discussing the possibility. When talking about O'Connell, most who have worked with him eventually use some variation of this phrase: "He gets it."

"He gets it" is the ability to process information quickly. He can see it and say, "That's it," Pettine explains. "It comes very easy to him. A big part of success in football is how quickly do you process information?"

Ryan loves the way O'Connell's mind works. Rarely, he says, has he seen a young player or coach understand complicated concepts with the ease O'Connell does. He scoffs at the idea that O'Connell hasn't called plays, citing Anthony Lynn of the Los Angeles Chargers and Doug Pederson of the Philadelphia Eagles as examples of successful head coaches who had no or little play-calling experience.

Just look, Ryan continues, at the places O'Connell has been, the coaches he has been around, the things he has seen, the chaos he has already navigated. So much of coaching in the NFL is handling calamity, and O'Connell, by having played for Ryan's Jets, coaching Manziel and preparing four starting quarterbacks in less than two months last year, has seen more calamity than almost any 34-year-old coach.

"What more does he have to do?" Ryan asks. "He will get a head coaching job soon, maybe next year. You better enjoy him [in Washington] as long as you can. He won't be there long."

QB COLT MCCOY

In Redskins' crowded quarterback competition, Colt McCoy doesn't want to be forgotten

By Les Carpenter, *The Washington Post*
July 27, 2019

Early Friday afternoon, Washington Redskins quarterback Colt McCoy walked into the main press room at the team's training camp, stepped behind the room's brown wooden lectern — a routine long performed by the starters and stars here — and chuckled.

"I've been here six years, and I've never stood up here," he said.

He seemed surprised by his observation. It was as if he had assumed that somewhere in his half a decade with Washington that he must have held a training camp news conference. But in many ways, he has been easy to forget — a player quietly essential to the organization yet never in the public eye. When people around the NFL talked about the Redskins' quarterback competition this off-season, it was always Case Keenum vs. Dwayne Haskins.

McCoy, who was recovering from three offseason surgeries on the right fibula he broke in December, was rarely part of the debate.

Still, he holds a distinct advantage in the three-man battle to be the team's starting quarterback. He knows Jay Gruden's offense. And that alone might be enough to make him the No. 1 quarterback in the team's first preseason game in two weeks. Gruden's system is not easy to master. Keenum, who said he loves the options it gives quarterbacks, nonetheless has admitted

that it is difficult to learn. Even Alex Smith seemed perplexed at times as he tried to pick it up early last season.

Part of the reason the Redskins have kept McCoy here for as long as they have, despite ill-timed injuries that have damaged his chances to win the starting job in the past, is that his grasp of the offense makes him too valuable to let go.

So on Friday he stepped behind the lectern for the interview he never had before — a rite that he, Keenum and Haskins apparently will perform until one breaks free — and talked about fighting because that seems like something he has always done in his 10 years in the NFL. Fighting to be the starter as a rookie in Cleveland. Fighting to come back after Pittsburgh's James Harrison took him out with a vicious hit. Fighting to be taken seriously again. Fighting through injuries. Fighting to prove he can be the Redskins' quarterback at 32, when the rest of the league says he shouldn't be in the battle.

"I understand the opportunity at hand," he said.

Then he dropped his eyes.

"I don't want to make this about me," he continued. "I've been here with Jay for six years, and a lot of these guys on this team — [Jordan] Reed, Brandon [Scherff] — I think the urgency from us older guys is different right now, from Jay down to our coaches. I really think that we have an attitude of, like, what we've done so far is really not up to our standard and we need to stay healthy, but we also need to put it together and dial it in and figure out who we are as an offense and how we're going to be."

The way McCoy said that, it was almost as if he wants to win the quarterback battle not to prove he can be a starter in the NFL but because he sees so much potential in the players around him

that he wants to be the one throwing them the ball. He raved about tight ends Reed and Vernon Davis, and he gushed over the promise of a group of young wide receivers who are either in their first camp or weren't healthy enough to play much last year.

"We have a group of unbelievably talented young receivers," he said.

He talked about being excited to work with Haskins, helping to teach the presumed future franchise quarterback the intricacies of an offense that took him forever to learn six summers ago. Back in the spring, after he had recovered enough from the procedures on his leg to come to camp, he said he sought out Haskins and told the rookie: "We're competing [but] we're on the same team. The goal is for us to win. The coach is going to put the best player out there, who he thinks is ready to lead this team."

In two days of practice, McCoy has looked strong, as if he can taste the starting job that has eluded him for much of his career. His throws have been strong and crisp, and he laughed as he remembered what New Orleans Saints quarterback Drew Brees had told him years ago: that you actually throw harder as you get older.

Back then he thought Brees was joking. Now he understands what Brees meant — that throwing a football hard has less to do with pure arm strength and is more about timing, patterns and understanding. And it was just another realization of how much he has changed in what might be his last great chance.

QB DWAYNE HASKINS JR.

Is Redskins rookie Dwayne Haskins ready to start? 'Whenever the opportunity is for me to seize it, I will'

By Kimberley Martin, *Yahoo Sports*
July 27, 2019

Dwayne Haskins just couldn't bring himself to leave. Not yet.

He knew more media interviews awaited him inside the comfort of the air-conditioned facility, but no matter how hard a Washington Redskins team staffer tried to usher the rookie quarterback toward the building Friday afternoon, Haskins refused to leave the rope barrier. And the handful of fans lined up behind it.

They had traveled from all over the DMV area in order to get a glimpse of the new future of the franchise, the 6-foot-4 signal-caller with the commanding presence to match his imposing stature. And Haskins didn't want to disappoint. Against the sweltering sum-

2019 FEATURE CLIPS

mer heat he stood tall in the pocket of autograph-seekers, grabbing hold of footballs and other objects that soon would bear his signature. Precious time ticked by, but Haskins refused to budge. Not until he had obliged a few more of the children and adults clamoring to get his attention.

The first-round draft pick is only two full days into his first NFL training camp and he's still weeks — or maybe even months away — from possessing the official title of Redskins starting quarterback. But still, everyone wants a piece of Haskins.

He may be 22 and only three months removed from being drafted 15th overall, but Haskins is one of the main reasons for optimism after so many years of Redskins disappointment. So while he may be a part of a crowded quarterback room alongside veteran journeyman Case Keenum and perennial backup Colt McCoy, the organization and its fan base are keenly aware of how vital the next few weeks in Haskins' development will be.

The time for him to lead may not be now, but it's coming.

And when it arrives, Haskins — lacking any shred of uncertainty or self-doubt — says he'll be ready. But for now, he's content to bide his time and soak up as much information as he can from those around him.

"That's just been my whole life. I've always been strategic," Haskins, still soaked in practice sweat, told Yahoo Sports following his brief, but nevertheless important autograph session Friday afternoon. "I've been wanting to be in the NFL since I was 8 years old. I wanted to go to Ohio State since I was 8 years old. So I always had stuff lined up for me where I know that if I wanted to do something, I had to put the work in and do it — whether that was right now or whenever God wanted me to do it. And I was OK with that.

"I'm here now and I'm grateful for the opportunity," Haskins added, leaning back in a swivel chair inside an office within the facility. "And whenever the opportunity is for me to seize it, I will."

It's a matter of if, not when Haskins will be named the Redskins' starter. But coach Jay Gruden, who currently finds himself on the hot seat in Year 6, said he doesn't feel "any pressure at all" to play the young kid with the strong arm at Philadelphia on Sept. 8. Instead, Gruden's goal is simply to pick "the best guy."

Haskins is saying all of the right things, at least publicly, and those around him rave about his desire to get better and his willingness to work on his craft.

"He's wonderfully receptive to everything," said Redskins great Joe Theismann.

Rather than worry about the timetable of Gruden's final decision, the rookie would rather focus on the areas of his game that need improvement: mastering the playbook and understanding all of the things that are required of NFL quarterbacks.

Haskins knows he's a work in progress, and that's OK. Because he knows he has plenty of resources at his disposal.

"Guys like Joe and Doug [Williams], they have so much wisdom and the opportunity that I get to pick their brain or let them tell me a story is something I feel like is going to benefit me and my career, my life, me as a man, as a football player," said Haskins, who also has several former quarterbacks [Gruden, offensive coordinator Kevin O'Connell, quarterbacks coach Tim Rattay and senior offensive assistant Matt Cavanaugh] at his disposal.

"It's something I actually go after and look for, whether it's calling Doug, calling Joe. ...They go out of their way for me and I appreciate that."

Time will tell if that's Haskins or one of the other two veterans currently on the roster. But there is one person who doesn't think No. 7 should be under center in Week 1: the Redskins' old No. 7.

"He's not ready," Theismann told Yahoo Sports, while reiterating his support for the future face of the franchise. "That is absolutely not a knock on the kid. He is not ready for this game yet."

Theismann, the quarterback for the Redskins' Super Bowl XVII championship team and the 1983 NFL MVP, highlighted the importance of being able to command the offense, adding: "One of the hardest things for young guys to do is be able to spit out the plays. How you communicate in the huddle. Can you call the play when you've got 85,000 people screaming and yelling."

The Redskins' great said he believes the Cowboys' Dak Prescott and Kansas City's Patrick Mahomes, the NFL's reigning MVP, benefited from being the backup to veteran quarterbacks Tony Romo

and Alex Smith, respectively. "Learn the game. Sit for a little bit. Learn the professional aspect of life. Then you've gotta do what you need to do," Theismann said.

Coincidentally, this same time last year Smith was hailed as the new face of the franchise. He was the organization's high-priced replacement for Kirk Cousins, a quarterback who grew up in the Redskins organization yet couldn't get the front office to believe in him. Smith was the offseason target team president Bruce Allen couldn't wait to acquire. But when Smith broke his leg in Week 11 last season, it forced the Redskins to again search for a new franchise guy.

"Hopefully, down the road, we all hope he is," Theismann said, referring to Haskins. "... They drafted him to be the guy going forward."

Even Keenum, Haskins' training-camp competitor, believes the rookie "will be a great quarterback for a long time." But rushing Haskins before he's ready would be a great disservice to the franchise, and most of all, to the kid himself, Theismann said.

"Impatience isn't going to get you anywhere," he said, stressing the need for fans to see the bigger picture. "And the only way you get better, interestingly enough, is by making mistakes and looking at it and someone saying, 'You don't wanna go here with the ball, you want to go here. Your footwork needs to be this. The ball needs to be protected here. When that guy does that, you have to prepare to do this.'"

"I hope he's the quarterback for 10 years," Theismann said, reaffirming his belief in Haskins' long-term potential. "When that first year starts is the question. When is he going to be ready to be able to take the reins of this operation and go forward and give us the chance to win? That's the thing you're dealing with. Don't have the answer to that. No one knows."

G BRANDON SCHERFF

Back healthy, Brandon Scherff's focus remains on the field

By Ryan Homler, *NBC Sports Washington*
July 28, 2019

Entering the 2019 season, guard Brandon Scherff is in the last year of his rookie contract. With no extension done yet, his future after this year is still up in the air.

While offering him an extension is probably the right decision for the Redskins, offseason reports stated that two sides are far off in the negotiation process. As training camp kicks off, the integral part of Washington's offensive line gave an update on how things are moving along. But in Scherff-type nature, it was of few words.

"It's coming along," Scherff told NBC Sports Washington's JP Finlay.

The reasoning for the vague information isn't just because Scherff is a man of few words to media, but due to the fact that his priorities currently lie elsewhere. Though the off-the-field situation will continue to carry on, his focus has shifted to his on-the-field work with football back in full swing.

The future is important to him, but 2019 is all that is on his mind currently.

"I don't have a deadline. I'm here for one more year and that's all I can control right now," Scherff said about the status of his negotiations. "I got an agent for a reason. He just says throw everything toward me and just worry about playing football."

Playing football is something Scherff has been chomping at the bit to get back to. After his 2018 season was shortened to just eight games following a torn pectoral injury in Week 9, having to sit at home and watch his team for the remainder of the campaign was frustrating.

But now he's back, healthy, and excited to be doing the only thing he's ever wanted to do.

"It's a dream come true to be out here with pads again," Scherff said. "I've lived this dream since I was a kid and it's kind of cool just to see it become a reality again."

A new season also gives Scherff the opportunity to block for some new guys. The Redskins quarterback competition is still a long way away from a winner, but Scherff won't be pushing for a

specific decision.

No matter who ends up under center, he'll do his best to make sure no opposing defenses get to him.

"We got three really good quarterbacks behind us and we're just trying to block for whoever they put behind us," Scherff said. "That's the goal here and we're all trying to win as a team."

Besides getting back to football, Scherff also has another role he's excited to focus on: being a dad. With a son who will turn two years old in September, having him join in on the training camp experience has been fun. Especially because being away at work has shown him just how much love his son has for him.

"Amazing, he just got down to camp yesterday," Scherff said on how fatherhood is going. "Came up and hugged me and when I left he started crying. Felt good."

As for the athletic future for the newest member of the Scherff family, it doesn't look like football is in the cards just yet.

"Probably be a golfer," Scherff said about his son.

Scherff has a passion for golf himself, though he just made the switch from Walmart to custom clubs. For a big guy, he says he's still got game.

"My golf game is decent," Scherff said. "A lot better than you think it is."

As long as he can help the offensive line thrive, no one will mind what he shoots on the course.

G WES MARTIN

Redskins rookie committed as much to dog rescue as football

By Stephen Whyno, *Associated Press*
July 13, 2019

Rhonda Martin got in trouble with her father when she tried as a child to bring home stray dogs.

Now she helps her son Wes rescue as many dogs as possible while he follows his dream to play pro football.

Wes Martin last summer started Brave Breed Rescue Inc. to keep alive the family tradition of taking care of dogs. He raised \$1,600 for the rescue with bench presses at his pre-draft workout day, and the Washington Redskins rookie guard hopes to entwine his passion for dogs with his NFL career that could give Brave Breed a major boost.

"It's just been my mom's calling, I guess. She's been doing it her whole life and then I adapted it from her and started the rescue," Wes said. "It means the world to me to be able to save at-risk dogs that if we weren't able to step in, a lot of them would be headed to euthanasia."

Martin stands a good chance of starting for Washington this season, no surprise given how he accomplishes things ahead of schedule. He and his mom talked for a while about starting a dog rescue if he made some more money, but he didn't wait for that and founded Brave Breed after his junior year of college.

"It's something I take a lot of pride in," Wes said. "My mom and I, we were rescuing and re-homing a lot of dogs. So last summer, being able to start a (nonprofit) and get the actual dog rescue up and running was awesome."

So far, Brave Breed has rescued and re-homed 22 dogs, have five currently in the process and one more pending. The organization does meet and greets at Pet Value stores and uses "Adopt a Pet" on Facebook.

"I get three calls a day from somebody with a stray dog or somebody wanting to surrender their dog," Rhonda said. "Every day I get calls, and it just breaks my heart because I can only take care of so many and I'm overbooked now."

More money can only help that cause, which was the point of using his pro day at Indiana to raise money and awareness every time he raised the 225-pound bench press. Martin was so far off the radar that he wasn't invited to the NFL's scouting combine, but his 38 bench press reps would've ranked him second at that event — even if that didn't match his personal best.

"So many people were gathered around him," Rhonda said. "It was pretty exciting. It kind of gave us more hope of getting his name out there."

In addition to pumping some funds into the fledgling organization that spends a significant amount of money on shots, heartworm tests and other veterinarian care, it got him noticed by the Redskins. They marveled at the brute strength Martin built from his dairy farm youth, and he continues to make positive impressions.

"He's a smart kid, for sure — hard worker, strong, really, really, really strong," coach Jay Gruden said Thursday. "He's a lot more athletic than we thought. He can pull. He's pulling very well. As (far as) character, we knew he was a grade A character."

That character came in part from his mom, who had to walk around the neighborhood looking for stray dogs' homes or trying to find them another one. Now she and his fiancée, Bailey, have taken on much of the responsibility for the dog rescue with Wes working a full-time job at training camp.

Rhonda currently has eight dogs at her house and another foster she checks in on daily, while Bailey is at the house they needed to buy with their three rescue pitbulls because finding a rental that would allow them was near impossible.

"It's tough to do a whole lot right now," said Wes, who still does some work on the website in his spare time. "I appreciate it a whole bunch. It wouldn't be able to keep going without them."

The goal is to keep Brave Breed going strong in Ohio and maybe one day have a presence in the D.C. area. The next step for the Martins is to buy land and build a facility in Miami County, Ohio.

"That's our main goal, and then we can grow from there and obviously take on more," Rhonda said.

Rhonda hopes Wes establishing himself as an NFL player contributes to the growth of the dog rescue as he becomes better known. His focus right now is on football, but she was surprised at what Wes said he'd like to do when his playing career is over.

"He has said once he's done with football, that's probably what he's going to do is run the rescue," Rhonda said. "That would be great."

RB DERRIUS GUICE

Redskins' Derrius Guice recounts emotional pain in ACL recovery: 'I was crying every night'

By Kimberley Martin, *Yahoo Sports*
August 2, 2019

The thin tube snaked from his bicep to his heart, sending antibiotics coursing through his veins. Derrius Guice sat alone, for hours each day, contemplating how he had gotten here — first on an operating table in a Florida hospital and then, months later, hooked up to intravenous drips designed to fight an infection that had invaded his surgically repaired left knee.

A promising start to a long-held dream ended without warning last August. And after everything he has endured — his father gunned down in a Denny's when Guice was 5, his older brother's incarceration after pleading guilty to illegally using a weapon during a 2016 drive-by shooting, surviving his gang-infested Baton Rouge, Louisiana, neighborhood and the humiliation and unsubstantiated rumors that followed his precipitous plunge down the NFL draft board in 2018 — Guice couldn't fathom that football would be taken away too.

And in those dark, lonely moments, he could do only one thing. Cry.

"All the time," Guice said during a quiet moment after a recent Washington Redskins training camp practice. "The pain was terrible, man. I was crying every night. Just picture me not being able to do nothing. Not being able to walk. Move. Do anything but just sit there and have IVs going through my arm three times a day for three hours."

He shed tears for the never-ending hardships that had befallen him. The rookie season cut short after only six carries in a meaningless exhibition game. The uncertain future that awaited him.

"Football was the only thing that has never left my side in 15 years," said the 22-year-old running back, who tore his left ACL in last year's preseason opener against the New England Patriots.

Hidden from view inside a white tent beyond cold tubs sitting

near the backdoor of the facility, Guice recently opened up to Yahoo Sports about the emotional toll of the past year and the subsequent criticisms that still gnaw at his psyche.

"What I went through last year with everybody bashing me, everybody talking s - - -, me slipping in the draft, and then me finally getting here, doing what I'm supposed to do, putting on, and then tearing my ACL in the first game. I had to overcome so much adversity the last year," he said with a noticeable edge in his voice. "... I've never missed a year of football in 15 years, so that was the toughest thing [I've ever endured]."

Now, Guice is back. And he's even more determined to showcase why he's a 1,500-yard rusher in the making.

"I know that's possible," he said without hesitation.

But there's something he must do first: Prove his haters wrong. Again.

"I'm not no injury-prone guy," Guice said, dismissing the label he feels has been unfairly assigned to him. "I only had one injury my whole damn career that was really detrimental, where I had to miss playing time. And everybody's calling me injury prone and s - - -. For what? Injury-prone is somebody who gets hurt and has all sorts of injuries. So out there [on the field], I'm just trying to do my thing and stay healthy."

The road to regaining peace of mind has been anything but easy. 'What's too much?'

It's a constant war of wills inside the athletic trainers room, and Guice refuses to relent. He knows his body, he insists. But his requests often fall on deaf ears.

"There was a point where he got aggravated because he was kind of halfway through the recovery process, a little towards the six, seven-month mark and he wanted to do more," Guice's

close friend and teammate, Chris Thompson, said in a separate interview with Yahoo Sports. "And every day he was just mad. Him and the strength coach got into it one time — nothing physical, but just verbally — because he was super frustrated."

This past offseason, Thompson and future Hall of Famer Adrian Peterson — two veteran Redskins backs who previously recovered from torn ACLs — cautioned Guice against overdoing it. They reminded him of what was most important and what was at stake in 2019.

"Just telling him, 'I don't need to see you until September,'" Thompson said. "And I think that's the part he doesn't realize yet. 'I need you for those 16 games.'"

Guice claims he sees the big picture, yet he readily admits those arguments between him and the strength trainer haven't ceased.

"We just fight about what I'm going to do. Still. Every day," he said, smiling. "Before practice I might want to squat and he'll be like, 'Nope, you've gotta do it after practice.' And I'm like, well, I want to do it before. I want to get my legs going before practice. ... But at the end of the day, he knows what's best for me."

Another mischievous smile forms on his face: "But we're still going to fight, though."

Guice is the same bubbly running back he has always been, a playful, precocious kid trapped in a chiseled, sturdy 225-pound frame. His energy is infectious. His zest for life brightens his surroundings. But irritation bubbles beneath the surface.

The ACL tear, the subsequent infection and a tweaked hamstring — which he had suffered weeks before fans ever caught wind — have taken their toll emotionally. Thompson said he and Peterson would often remind Guice that "you don't have to prove anything to anybody. Because he's asking for extra reps and stuff right now [in practice], which is good. But they're really just trying to take it slow with him and let him slowly get used to doing real football stuff against a defense on a field."

Guice, however, doesn't understand the concept of overdoing it.

"A lot of people say, 'You do too much.' And I'm like, 'What's too much?' A lot of people don't know what a typical athlete goes through day-to-day to know what a lot is," he said. "Me and [rookie quarterback] Dwayne [Haskins] are doing extra reps after practice and people are saying, 'Oh, Guice needs to sit down.' I'm like, bro, how much work did I actually get during practice? There's eight running backs. How much did I actually do during practice?"

"... There's no such thing as you doing too much during training camp 'cause there's a lot of people. We haven't had cut day yet so

there's still 100 guys. It's not 53 guys. People need to realize that."

Guice can't help but be impatient. Even angry at times. After months of being away from the field, he can't stomach the thought of being told to slow down and to rest his body.

"That pisses me off," he said, bluntly, in reference to being limited during his recovery. "Because it's like that out here [in practice]. It's like, I'm not limited, but I still kind of am. Because every time I have a big run or hard plants or something, they're like, 'You look great but make sure you watch it.'"

"I'm just like, 'Bro, lemme do me, man!'" Guice said, smiling again. "But at the same time, I know I have to keep that in mind because they're right."

The waiting game

He was the steal of the NFL draft in the Redskins' eyes.

The former LSU star with top-10 talent had plummeted down draft boards due to unsubstantiated rumors and character concerns, resulting in him falling out of the first round and all the way to pick No. 59.

Washington's front office had no reservations about Guice. The Redskins saw a star in the making.

"Based on his college tape, he had explosion," head coach Jay Gruden said, reflecting on his initial impressions of Guice. "A powerful runner. Great vision. And productive. Heck, he had a ton of yards junior year when he spelled Leonard Fournette. You're watching Leonard Fournette on tape and you're like, 'Who the hell's this other guy?'"

Gruden highlighted his versatility, noting the power Guice possesses to run between tackles and the speed that allows him to get to the edge and break runs outside. And Gruden's expectations for the running back this season are the same as they were a year ago.

Guice's teammates also anticipate big things in the future.

"He can be great. And I truly believe he will be," Thompson said. "With this rotation, I don't think we'll see his full potential now at this moment, in this season. But if he's The Guy, he's a 1,200-1,500-yard guy. He's that good."

Thompson insisted his opinion isn't hyperbole. It's rooted in empirical evidence.

"I've seen him on a daily basis," he said. "The way that he runs the ball, guys over time will be scared to hit him — like they are with AP. Like they are with [Dallas Cowboys running back] Zeke Elliott. I believe he's a guy that's going to be on that level."

Guice barely batted an eye when told later of Thompson's lofty claim. To Guice it isn't a matter of if he'll be a force in the NFL. It's a question of when.

"I want to be the best. I don't want guys to look at me and think about Zeke or AD [Peterson] — I'm me. I've been me," Guice said. "Leonard Fournette was my big brother. Everybody was scared of him. Every time I got in, it was the same thing. So I'm used to that. I'm used to stepping up to the plate when I'm on the big stage."

Not too long ago, there were moments of fear. Fear of making that quick cut. Fear that his body might betray him. Fear that he wouldn't be the same athlete he was before noted surgeon, Dr. James Andrews, sliced open his left knee on an operating table. But those nerves quickly dissipated when Guice returned to practice in Richmond.

"I know if I want to get back to my old self and have my confidence, I can't run being scared," he said.

Guice insisted that he's "just taking it slow" and pacing himself for the games that truly matter. But the one-year anniversary of his fateful 34-yard run against the Patriots is fast-approaching.

The Redskins' preseason opener on Aug. 8 against the Cleveland Browns will be Guice's first time suiting up for a game since he spin-moved and stiff-armed his way into open space against New England last summer. The final carry of his rookie campaign was a thing of beauty, the perfect play to encapsulate the type of weapon he could be for Washington.

And now, his moment is almost here. His second chance to make a first impression on the football world.

"I'm just waiting on my name [to be called]," Guice said. "I spent the whole draft waiting for my name. And even now — we've got a whole lot of running backs [in camp] — just waiting to hear my name. And I'm going to step up to the plate every time it's called."

TE JORDAN REED

Redskins TE Jordan Reed feeling 'more explosive'

By Kevin Patra, *NFL.com*
August 1, 2019

Make a list of most enticing NFL talents that just can't quite put it all together and stay healthy, and Jordan Reed will rank near the top. The Washington Redskins tight end owns the athleticism and skill set to be a menace to defenses as a pass-catcher. Yet, in six NFL seasons, he's never played a full 16-game slate. Reed's best season came in 2015, in which he played 14 games, compiled 87 catches for 952 yards and 11 touchdowns. That was supposed to be the season that launched the TE into the stratosphere. Instead, injuries have kept Reed tethered to the ground. He dealt with a toe injury in 2016. He opened the 2017 season on the PUP list with more toe troubles, then dealt with chest and hamstring injuries that season. And last year he still wasn't fully over the toe issue. For the first time in three offseasons, Reed didn't undergo surgery.

The 29-year-old said he's finally feeling like his explosion is returning. "My feet are definitely getting stronger, way stronger than last year," he said, via ESPN. "I feel more explosive, and I feel a lot better." Despite playing 13 games in 2018, Reed wasn't a difference-making player, hauling in 54 receptions for 558 yards and two TDs. Fine figures for a middling player -- and certainly other aspects of the Redskins' struggling offense playing into those numbers -- but not what was once expected of Reed. Reed knows that until he proves he can stay healthy and regain form, questions will abound. "I understand the questions. I just got to answer them with my performance," Reed said. "Actions speak louder than words." One query is whether the litany of injuries has finally sapped the athleticism that made Reed a difference-maker. Another player returning from injury, running back Chris Thompson, noted that when Reed is healthy, he still commands the defense's attention.

"When we're healthy, it opens up our playbook, makes things easier for Jay and tougher on the defense," Thompson said of himself and Reed. "You've got to pick your poison, especially when Jordan's on the field. You have to double him, and if you don't, he will win on his routes. [If defenses do] it leaves someone else open." If Reed can somehow recapture that 2015 form, it will make life immensely easier on Dwayne Haskins, or whichever QB wins that starting gig.

DL JONATHAN ALLEN

After his NFL days end, Redskins' Jonathan Allen aims to launch video gaming career

By Kareem Copeland, *Washington Post*
July 30, 2019

The early courtship between Jonathan and Hannah wasn't always particularly romantic. They officially met at her first party on the University of Alabama campus, but she had seen the hulking football player around study hall. He helped her get a ride at the end of the festivities, and they ended up ordering pizza and talking late into the night.

Jonathan Allen, the future Washington Redskins standout, would invite her over to his dorm after dinner at Bryant Dining Hall — she was a rower, and their schedules often included a late meal. It took a while before Hannah knew he was the one because of a peculiar recurring dynamic: She would come over, and he would play video games while she watched.

"I'm like, 'What the heck?'" Hannah said earlier this summer over lunch in Reston, Va. "He'd be like, 'I need just one hour of game time.' And I would just fall asleep because I have to get up at 4:30. He still says that: 'Just one hour of game time.'"

Jonathan glances over and adds with a smile, "Wanted you to know what you're getting into."

Hannah, indeed, knew what she was getting into when she said, "I do." Family, football and video games are the three passions for

Jonathan Allen, and the latter two are far from just a game.

Elevating a passion

The typically chic home of the Institute For Athletes sports agency, the Minneapolis-based firm that represents Allen, with its exposed brick housing glass-walled offices and original wood flooring, is bustling as kids move between 20 computers set up as gaming stations. Allen is on hand, along with agent Blake Baratz and 140 area high school students, for a weekend-long gaming tournament to mark the soft-launch of IFA Gaming, the new third arm of the agency.

The event isn't just a promotional appearance for Allen; he is quite literally invested in the event. This is Allen's world outside of football, and that's why Baratz approached Allen with this vision. IFA already had a talent arm and a marketing arm of its business called Elevation, but co-founder Michael Zweigbaum had the idea to get into esports.

Zweigbaum asked his three sons a question one day: Would they rather go to an esports event or a baseball game? There was no interest in baseball tickets, and the seed for what would become E-Squared, the branded name of IFA Gaming, was planted.

"I just saw a really big opening in the Midwest for a really solid esports brand to be able to consult [other] brands on how to activate in esports," Zweigbaum said. "And really, if we're going to consult, we have to get at it and understand it from its infancy and then its core level. ... Our core mission really is to elevate whatever you want to do within the gaming space."

When Zweigbaum discussed the idea with Baratz, he immediately thought of Allen. They brought him to Los Angeles to meet with people from Next Generation Esports, an independent esports production company that works with E-Squared. Allen now has an equity stake in the company and sees this as a post-football career option. But his aspirations don't stop there.

"Honestly what I like about video games is they're competitive," Allen said. "If it wasn't competitive, meh, probably wouldn't like it. It's competitive. Football's competitive. Video games, super, super competitive. ... I don't know what my income is going to be after football for video games. Honestly, I don't care. I plan to make enough money playing football so where it doesn't matter. But I'm so passionate in video games that no matter what I do, I'm going to give everything I've got. I feel like when I give 100 percent something, I will be successful in it. I genuinely believe that. I just want to do something I love."

Allen's infatuation with gaming comes from his father, Richard, a career military man. Richard is the hero figure of the family, raising his sons as a single dad after the boys fell into foster care while living with their mother, who had mental health issues. His father was a gamer and his brother Richard III played, so Jonathan also played. It used to be a lot of football games — Madden NFL and NFL Blitz. Now he mostly plays combat-centric first-person shooters — another link to his father. If Jonathan hadn't excelled in football, he would have followed in both of their footsteps as military men. His current favorite game is Rainbow Six Siege.

And so Allen was in heaven at the tournament, marking its opening with comments that called the launch of E-Squared "a dream come true."

"Whether [or not] we were actually going to have our own brand ... we were going to be doing work with Jon in gaming regardless because of his passion," Baratz said. "Once we decided that we were actually going to get into it and put our own time and money and energy into it, it was a no-brainer to involve him."

His passion for gaming resonated with the kids in attendance. There were stretches where Allen sat alone in the waiting area just watching the competition stream.

"I saw myself in him a little bit because he plays football and I do, too," 15-year-old William Bainbridge said. "I can really look up to him and his skill in that regard. And the fact that he has this whole other side of his life where he does esports and plays video games and has a Twitch [stream] and whatnot ... just being able to talk to someone who shares similar interests, it's just

really enjoyable to see that it's actually possible to balance both of these things. ... I just think it's really awesome. He seems really nice and genuine."

"[Allen] adds so much legitimacy to the event," said Jake Utities,

a high school esports coach and consultant. “He really, really connects with the kids. They liked having him here. They got excited. ... Part of it is that he’s a pro football player. But the reason they’re excited is this guy, who’s a big deal, gave a crap about them and we really never get any kind of attention whatsoever.

“Esports isn’t just kids playing games. It means a lot more to this group of kids. A lot of parents have said: ‘This is just more screen time for my kid. I don’t want them to be spending more time because they’re already not social enough.’ And then all of a sudden they’re in this program and have more friends than they’ve ever had. ... So understanding that anything you get out of sports whatsoever — teamwork, camaraderie, friends, getting over adversity — all those things come from [esports, too].”

The game after the game

Allen wants to be known as the Michael Strahan of video games. The Pro Football Hall of Famer and former New York Giant has carved out a post-NFL career as a talk-show host and television personality, breaking free from the football world to star on “Good Morning America.” A large portion of the country only knows him from his television exploits, not as the player with the sixth-most sacks in NFL history.

“Michael is just like a celebrity, like an A-list celebrity just from shows,” Allen said. “... Smart. It’s genius.”

That’s the kind of cache Allen wants in the esports world. He quickly rattles off famous gamers and content creators such as Ninja and NardolepticNugget as people he looks up to. The first thing he did with his first NFL check was purchase a custom gaming PC that now boasts 100 gigabytes of RAM, a two-terabyte hard drive and an i7 core processor with two GTX 1080 Ti graphics cards. In layman’s terms, it’s a powerful machine specifically built for gaming marathons.

The tie between professional athletes and the gaming world is already strong. Dallas Cowboys owner Jerry Jones and investor John Goff bought a majority stake in esports franchise Complexity Gaming and opened a facility next door to Cowboys headquarters. Complexity’s players train in the same facilities as the Cowboys players, and the organization is run as a traditional sports franchise. Cleveland Cavaliers owner Dan Gilbert made a multimillion-dollar investment in 100 Thieves, another esports organization. New England Patriots owners Robert and Jonathan Kraft joined Los Angeles Rams owner Stan Kroenke as initial investors in franchises for the Overwatch League.

Reuters recently reported that global esports revenue will hit \$1.1 billion this year. E-Squared is set up to be flexible enough to continue to hold events, possibly build an arena or sponsor a team and consult with athletes, brands or companies on how to grow in gaming.

“It’s like the cartoon where they light the powder keg and then the cartoon guy is sitting on top of it and it’s about to take off,” said Dan White, who has been running gaming events since 2003. “We’ve been saying for a while, ‘Get in right now because you’re on the ground floor,’ but this is the last ticket. The train’s leaving the station and, in two to five years, if you’re not already established, you’ll be coming in after the lines have been drawn.”

Allen is already fully on board.

Hannah Allen still gets pulled into watching Jonathan play for hours on end, despite an affinity for being outdoors and the fact she really only plays Words with Friends on her phone. It’s a far cry from the 20 hours per week Jonathan puts in during the offseason. She’s a runner and also the handyman of the house, single-handedly ripping bushes out of the yard and taking on other household projects. She drags Jonathan out for some adventures, but he also has to get off his feet and get recovery time from his NFL workout schedule. Hannah doesn’t mind and gets a kick out of listening to him play with her brother Jake, whom Jonathan convinced to start playing and is now “addicted just like me.”

The dynamic is not all fun and games, though. Jonathan approaches his passions seriously, whether that’s studying the Redskins’ playbook or watching other streamers to learn how they build and engage their audiences. When he’s watching others on Twitch or YouTube, things change in the Allen household.

“I’m not allowed in the room,” Hannah said with a laugh.

“I like to focus,” Jonathan replied with a shrug.

Jonathan Allen is setting a tone for the redskins with his play and his mindset

By Peter Hailey, *NBC Sports Washington*
August 1, 2019

Losing a 1-on-1 drill for most players isn’t a huge deal. There’ll be another rep, and another after that. But Jonathan Allen isn’t most players.

When the defensive lineman gets stood up by a blocker, the usually stern Allen gets downright salty. On Wednesday, when Wes Martin prevented him from breaking through on a rush, No. 93 shoved Martin’s hands off him in a way that said, How dare you get in my way while I’m chasing after the quarterback?

“I hate losing more than I like winning,” he explained during a recent press conference.

A lot of athletes say that. Allen absolutely, fully, totally and completely means it. And you get the feeling that, after seeing the Burghundy and Gold go 7-9 the past two seasons, he’s doing what he can to spread that attitude throughout the roster.

It’s working, too, according to him.

“I just feel like we have a bunch of guys who want to win,” Allen said when asked if he’s noticed more excitement around this team than past editions. “We’re just trying to win. Honestly, if it’s not about that, there’s really no point. I’m not talking about it.”

Fortunately for Allen, much of the Redskins’ fate in 2019 will fall on his unit, the D-line. He, Daron Payne, Matt Ioannidis, Tim Settle and Caleb Brantley make up the strongest group on either side of the ball, and possess enough talent to lead a defense and hopefully prop up what may be a mediocre offense.

Overall, they’re a nasty bunch. They’ve been at the center of multiple brawls here at training camp and approach each session as if they’re crusty, old veterans who’ve been in the league for a decade. That all stems from Allen, who very well could be named defensive captain by Week 1.

Don’t try and get him to open up on that, though.

“If I’m put into that position, great, but I am not making it a priority,” he told the media. “I’m trying to win games.”

You sensing a theme here yet when it comes to this Allen dude and winning?

As a rookie, he showed promise before ultimately landing on IR. In his second campaign, he stayed healthy, posted eight sacks and racked up a high number of tackles for someone who plays with their hand in the ground. In 2019, if he keeps progressing — and so far in Richmond, he’s been really sharp — he could go from the Redskins’ best defensive player to one of the NFL’s best defensive players.

“I wouldn’t say I’m like a wily vet. I definitely feel confident,” Allen said. “For me personally, since I know the plays, I can focus on just playing faster, more aggressive, more confident.”

It’s scary to imagine a more aggressive and more confident Allen. It’s even scarier for opposing guards and tackles. But if it leads to more victories on Sundays, maybe we’ll also see a happier Allen. Maybe.

LB RYAN KERRIGAN

From young pass rusher to a dad on Father’s Day, Ryan Kerrigan is all grown up

By Grant Paulson, *The Athletic*
June 16, 2019

You’re gonna make
The finest mama someday
Some man will take you away
But until then ...

You couldn’t list all of Ryan Kerrigan’s firsts on a CVS receipt.

September 11, 2011, he played in his first game against the New York Giants. The following week he recorded his first sack against the Arizona Cardinals. Eight days after that, on September 26, 2011,

2019 FEATURE CLIPS

he forced a fumble for the first time. There was his first-ever touchdown — an interception of Eli Manning he returned 9 yards at FedEx Field — and his first multi-sack game against the Miami Dolphins that November.

But Kerrigan's latest 'first' means more to him than all of the others.

This one is being celebrated in the middle of the offseason, privately, at home with only his family around him. No adoring fans will be rooting him on — no throaty cheers to pump him up.

Today, Kerrigan, a ninth-year Redskins linebacker, celebrates his first Father's Day.

"Being a dad has been awesome," the edge rusher told The Athletic. "It's everything it is built up to me. You hear your whole life that fatherhood is the greatest thing, but until you really experience it, you don't understand. It's even better than people describe. Seeing her every day when I come home is just awesome."

Kerrigan, 30, and his wife Jessica welcomed their first child, a baby girl named Lincoln Georgie Kerrigan, into their lives on March 6. She was 7 pounds, 2 ounces, 20.5 inches long, and everything they could have ever imagined. They have spent the 13 weeks since changing diapers, smiling and developing a schedule that will allow the star defender to strike the perfect balance between fatherhood and football dominance.

"My wife has been a trooper," Kerrigan said about his better-half, a veterinary nurse and California native he started dating in 2015 thanks to a mutual friend at his sports agency. "She said, 'You have to do what you have to do football-wise. I'll do everything that Lincoln needs.' For me, it's going to become a time-management thing. It's about not wasting any time. Just because the season is going on doesn't mean I won't see her. I need to make time to spend with her each day."

Chase down your dreams
Laugh all the time and believe
That love's gonna conquer all things
So until then, I'll be your man ...

Time management, like stopping the run and winning one-on-one matchups, has always been a strength of Kerrigan's. His in-season schedule is crafted tighter than the lid on a pickle jar. Following it allows him to be the best physical and mental version of himself each Sunday. His 84.5 sacks — second most in Redskins history behind only Dexter Manley (91) — are a testament to his scrupulousness.

There is not a player on the Redskins who takes better care of his body. Kerrigan's thorough training program has allowed him to play in all 130 of Washington's games since being drafted. None of the team's other players has done that. Not even close.

The definition of conscientious and the epitome of a professional, he's become one of football's most successful pass rushers. Only one player has more sacks than Kerrigan's 26 over the past two seasons. That guy, Aaron Donald, has been named the NFL's Defensive Player of the Year in back-to-back seasons.

Kerrigan's consistency is directly attributable to the work he puts in off the field. He is one of the rare guys who couples elite skill — he was drafted No. 16 overall in 2011 — with 99th percentile will. He possesses the hunger of an undrafted free agent and logs hours like a roster long-shot. In actuality, he is the Redskins' third-highest-paid player behind Trent Williams and Josh Norman.

"You've got to give more if you want more," the former Purdue standout said this week, after attending a voluntary OTA many veterans had decided to skip. "If I'm going to be the best player that I feel I can be, I need to do all these little things. It's not fun to do them and to do them repeatedly but making plays is fun, and I feel I have to do them to make plays."

If you took a peek at his daily task list, you wouldn't know that he's had more sacks than Von Miller or Khalil Mack over the past two years. Instead, you'd think he was trying to impress a coach enough to get a shot. Kerrigan says the extra work he puts in — napping in a hyperbaric chamber after practice, studying film for an hour a night at home, and even the yoga and pilates sessions he suffers through — make him the player he is.

"My off time is spent thinking about how I'll gain an edge on guys using that time as off time," Kerrigan said.

"Let's say during the season we get done with our day at 4 or

4:30," he guessed. "A lot of guys will just be done for the day. They'll go home, eat, play video games and go to bed whenever. There isn't much of a schedule to it. For me, when we're done at Redskins Park for the day, I've got obligations of taking care of myself on my own that I do."

Those obligations have cleared the runway for four double-digit sack seasons in Kerrigan's past five years in the nation's capital

"I get in my hyperbaric chamber for an hour then do my own little film study for 30 or 40 mins. I'm racing to get to bed by 9 o'clock so that when my alarm goes off at six, I got my nine hours of sleep. You have to be strict; it's an around-the-clock thing, there's not a lot of off time. You can't have much deviance from it."

There was a time when
I thought I knew love
Until you came into this world
Time keeps on flying
But you're always
Gonna be my baby girl

Jessica went into labor 13 days early. Very active and into fitness like her husband, she had spent the day running and working out. Then at 10 p.m., Lincoln decided it was time to meet her parents. An hour after a call to the doctor, the Kerrigans were on their way into the hospital for the most exciting night of their lives. (Sorry "Monday Night Football" primetime games. You can't hang).

"He was awesome," Jessica recalls about Ryan's demeanor, despite nerves, that night. "He was really supportive."

So supportive in the fact that Kerrigan played nice while she watched a marathon of one of the Real Housewives shows he disapproves of.

"He is not a fan of them," she said. "But he watched with me. Episode after episode." That's love.

The new dad, a 259-pound linebacker known for his physicality, led the league in diaper changes while the growing family was still in California.

"I had never changed one before," Kerrigan admitted. But he says they are much easier to deal with than a sturdy left tackle. "I think I'm all right at it," he joked. "I have no problem doing it. It doesn't gross me out or anything. You've just got to take charge."

Kerrigan has tried to put in overtime with the baby during the offseason before coming back East to expand his summer training regiment.

"He knows once football is here, training is 12 hours a day, maybe more," Jessica said. "In the offseason [his workdays] are only around 7 or 8 hours."

The Kerrigans have been conversing about how they would create a routine that works for Ryan to get the most out of his time with his daughter while also maintaining the tireless work habits that make him one of the NFL's most proficient defenders. After all, the only thing better than four Pro Bowl appearances would be five.

"So much of his job is sleeping, resting, recovery, so I do the night stuff," Jessica explained. "He gets a couple of hours with her, and he really makes those hours count."

That theme is the key to Kerrigan. He might not get as much time with his daughter as he'd prefer during the season, but he plans to make every minute count.

"If I know I have an hour-and-a-half to spend with her every night, then I need to get all my other stuff done to make sure that doesn't become an hour-and-15-minutes," he said. "When I'm home and have free time, it will be focused on her and my wife. [I can't] waste any time."

So as you walk
Through this life, you will see
The world's what you want it to be
But until then

In just over five weeks Kerrigan will be heading to Richmond for a multi-week stay at camp. He will go longer without seeing his baby than at any point since she was born. He has considered driving back to northern Virginia from Richmond on his rare off day, but he knows traffic will render that trip difficult. He knows he'll miss out on the nightly one-on-one time he craves all day.

"I think it will be harder on him because he'll miss her so much, but he knows how important it is to his career to not change anything or miss a beat," Jessica said. "He'll be hands-on when he can

be, but he has such an important job. The goal is to make every time he gets with her count. It'll be harder on him because he'll be traveling so much."

On the field, Kerrigan's favorite moment is probably the second or two right after he hops up from the ground after driving a quarterback into the turf. His fans scream for him as he flexes like former WWE wrestler Shawn Michaels. What a rush that must be. His highlight at home — the fathering equivalent to hitting a suspecting quarterback — is getting to rock his daughter to sleep while singing in her ear.

Bedtime takes typically one or two attempts and Kerrigan often scoops Lincoln up after 20 minutes of restlessness. He cradles her in the hulking, muscular arms he's become known for in Washington and sings to her until she drifts to sleep. What song? "I'll Be Your Man" by Zac Brown," the 6-foot-4 linebacker said with a chuckle. "Her first words will probably be the lyrics."

Go on and dance
Dance like there's no one around
Never stop singing out loud
And until then, I'll be your man

The Redskins will be able to count on at least one new season-ticket holder this fall. Lincoln will be at all eight of the team's home games in the regular season, a potentially grueling task for Jessica. But the first-time mom is looking forward to the undertaking.

"He will want her there, to see her before the game," she said about Ryan and his new No. 1 fan. "She's great in the car, so we're lucky there."

Good, so the commute shouldn't be an issue. But what about the game itself?

"I used to sit with Julie [Cousins], and I saw how she did things [with her newborn baby], which helps." Julie, now in Minnesota, might get a text or two this fall for pointers.

As for Ryan, he knows that Jessica's job on gameday might be more complicated than his. Calming a frustrating baby or getting home on a third-and-7 when the tackle in front of you knows you're pinning your ears back? Both can be taxing.

"I'm so excited for her to come to her first game. I hope she takes it easy on my wife and isn't too fussy. I'm sure that will be emotional for me to have my kid there watching me for the first time," Kerrigan said, reminiscing about some of the players he's seen spending time with their children over the years.

There has never been any shortage of 91 jerseys at FedEx Field, but Lincoln already has several dad-themed options in her drawers to choose from.

"We've had a lot of fans of Ryan's send stuff that is screen printed," Jessica said. "We do have a little jersey for her and a lot of onesies."

There was a time when
I thought I knew love
Until you came into this world
Time keeps on flying
But you're always
Gonna be my baby girl

While preparing to turn 31, setting sail on his ninth NFL voyage and getting ready to play in front of his child for the first time could result in a veteran player thinking about how much football is left in them. Not Kerrigan. He says this offseason has had the opposite impact on him.

"Once she came into my life, I wanted her to be able to remember me playing football. Not just hear me saying, 'Back in my day I did this with the Redskins.' I want her to remember me playing. It's definitely motivation to keep this career going. I want my kids to know about this part of my life that I worked so hard at, that I put everything into. I want them to be able to see it and remember it. I want her to be able to remember when dad played ball and have those memories."

LB MONTEZ SWEAT

Josh Norman on how Montez Sweat compares to Julius Peppers

By Ben Krimmel, *106.7 The Fan*
July 28, 2019

Washington Redskins cornerback Josh Norman may not be ready to make the direct comparison, but he isn't shying away from it either.

When asked how much does Redskins first-round draft pick Montez Sweat compare athletically with future Hall of Famer Julius Peppers, Norman said it is close.

"He's up there," Norman told 106.7 The Fan's Craig Hoffman at training camp this week.

"Like as far as size-wise and length, yeah man. I just, I gotta see more of him, man," Norman added. "I really [don't] like to make that comparison, because this guy, Pep, you gotta understand, man, he's a mammoth of a man."

Norman isn't the first member of the Redskins defense to make this comparison based on size as during this offseason Ryan Kerrigan made a Sweat - Peppers connection.

"The one person that kind of came to mind, and this isn't a playing thing, but Julius Peppers," Kerrigan told ESPN's John Keim. "I remember meeting Julius Peppers and just seeing how big he was in person, I'm like, 'Oh my gosh, that dude is big.'"

"That was kind of my first impression of [Sweat] in terms of size. But then to know how fast and athletic he is too, it's pretty remarkable. One thing that I respect about him too is that he has the production to match."

At the NFL combine, Sweat put up ridiculous numbers: a 4.41 40-yard dash (the fastest by a defensive lineman since 2003), 36-inch vertical leap, 125 inches on the broad jump, and 21 reps of 225 on the bench press. All done at 6 feet 6 inches tall and weighing 260 pounds.

"The thing is though, [Peppers] was Montez Sweat when he was a rookie," Norman said. "Montez, he's gonna get bigger, like wider. Like Pep wide now, if you see him as the years went on he got wider. So you know the height is all there, his length."

At the 2002 combine, Peppers measured six feet six inches tall and 283 pounds and ran a 4.74 40-yard dash before Carolina made him the second overall pick in the 2002 NFL Draft. Peppers has gone on to record 159.5 career sacks and force 52 fumbles during his 17-year career, which may be why Norman was hesitant to make a direct comparison.

However, Norman still left the door open.

"I'm very interested in seeing what [Sweat is] going to do because has the ceiling to do it. It's just if you wanna put in the work to be it," Norman said.

Earlier in the interview when asked by Hoffman about grabbing more interceptions, Norman said while he can't make the quarterback throw the football in his direction he can do better on the "la-yups" that come his way.

"I can only do what's given to me or presented to me," Norman told 106.7 The Fan. "For me, it's just, when an opportunity presents itself just capture those moments."

"It seems like the easy ones are the ones that I always seem to drop for some reason. But the hard ones I just make those catches," he said.

Norman added he wants to "literally just be a force on the run game."

"Everything else will take care of itself because I feel like I got great defensive linemen, now we got some safeties, and we got some [line]backers that will fly around and play with us a little bit," Norman said.

Norman pointed to third-year man Jonathan Allen as the key to the defensive line and a key to tying the Skins defense together.

"Jonathan Allen has to step up and lead those guys, be the leader in that room," Norman said. "I just love watching them play, because I know that they're gonna give me the opportunity and chance to break on the football because it gotta come out hot. And that's where we live, that's where we play our game."

CB QUINTON DUNBAR

Dunbar flashes excellence as Norman says Redskins secondary is 'cooking'

By Adam Zielonka, *Washington Times*
July 28, 2019

Quinton Dunbar stepped back in trap coverage, selling that he was covering the offense's No. 1 receiver, and read the routes as the play developed. Seeing his opening, Dunbar broke off and grabbed Case Keenum's pass for an interception.

The training camp setting aside, the play would have been impressive on its own. But it was Dunbar's second consecutive interception of Keenum in 11-on-11 drills Saturday — and his third pick of the day.

Dunbar shrugged it off as just practice, but teammate Josh Norman still found it praiseworthy.

"Dunny had three today. I mean come on," Norman said with a grin, "you can't make this stuff up."

Such are the personalities of Washington's top two corners — Norman enthusiastic, Dunbar even-keeled. With their tag-team reunited now that Dunbar has recovered from last year's lingering nerve injury, the secondary could go a long way in elevating the Redskins defense in 2019.

"Oh man, we smashing this year," Norman said. "I think just the pinnacle of rising up from what we built from four years to now. Oh man, we cooking, we really are. Just to see us out there and how we flying around, linebackers playing down hill and cracking."

Dunbar missed nine games last year with a nerve injury in his leg. While he was out, Norman, the former All-Pro corner, experienced an assignment change: Rather than sticking to one side of the field, he started shadowing the opponent's No. 1 receiver.

With everyone healthy now, the corners are expected to go back to sticking to their respective sides, but Dunbar felt Norman was in his element when following top wideouts last year.

"I feel like that's the best fit for Josh, because obviously he's a great player, but he tends to lack off when he's not playing a top talent," Dunbar said. "But when he's on the top talent and you know he knows he has to be on his A game, he'll be on his A game."

Certainly, Norman could draw marquee receiver matchups in 2019 — Amari Cooper (Cowboys), Adam Thielen (Vikings) and Davante Adams (Packers) are on the schedule. But both he and Dunbar will be fine going back to the way things were.

Dunbar will be locked in on whichever man the coaches tell him to cover, he said, and Norman appears happy to rise to Jay Gruden's offseason challenge for him to play at a "superstar" level.

"Every year is a rise ... I'll be better than I was last year," Norman said. "Last year I was better than the year before that one and it's just going to continue to go forth because that's how I prepare, that's how I push myself."

Even without a healthy Dunbar for half the year, Washington ranked 11th in pass defense DVOA, according to Football Outsiders, and recorded 15 interceptions. Added to the mix in 2019 are safety Landon Collins, their marquee free agent signing, and depth options like Dominique Rodgers-Cromartie and seventh-round draft pick Jimmy Moreland (another recipient of Norman's praise Saturday, being called "special").

Norman said he's glad that the Redskins secondary hasn't been the subject of any offseason chatter or hype.

"That's how we like it because we don't want to be spoke on at this point in time," he said. "We still got a lot of work to do. But when we get them pads on, come that first game of the year, then we'll be matched up with our test."

CB JOSH NORMAN

Upstate SC native and Washington Redskins' cornerback Josh Norman helps immigrant children

By Mike Jones, *USA Today*
June 28, 2019

Washington Redskins cornerback Josh Norman met with children from Central America at the Humanitarian Respite Center in McAllen, Texas, where he donated \$18,000 on Thursday.

Norman's involvement with the immigrant crisis at the southern border of the U.S. isn't new. Last year, he was there following reports that more than 2,000 children had been separated from their parents while detained under the since-abandoned "zero-tolerance" policy for families caught illegally crossing the United States' southwestern border.

"Put yourself in somebody else's shoes," Norman, a Greenwood native, told USA TODAY Sports then. "They've got nothing, come here seeking asylum, know nothing of where they're going to, other than that it's gotta be better than where they were. Then you get to this place, and they treat you like less than a dog. We've lost our touch as a humanity. This is about the kids. So, I never hesitated when the Lord said go."

Norman texted Lauren Phillips, who helps him coordinate charitable work. He wanted to go to Texas the next day to help, but Phillips told him she needed time to identify the right organization.

Then, Norman enlisted the serves of longtime friend and New Orleans Saints linebacker Demario Davis. Both are members of the Players Coalition, which supports social justice causes. Norman also donated \$100,000 to hurricane relief in Puerto Rico in 2017, and Davis runs children's outreaches in Jackson, Mississippi.

Last year, Norman and Davis landed in San Antonio at night and went straight from the airport to a Wal-Mart. From 11:30 p.m. to 3:30 a.m., the two crammed six shopping carts full of toiletries, snacks, water, juice, blankets, coloring books, markers, pencils, crayons, toys, soccer balls and backpacks.

But upon checkout, Norman and Davis realized their hotel room wouldn't hold all of the supplies. So, they sat in the parking lot and stuffed backpacks, loaded them into their truck, went to the hotel for a quick nap and met RAICES Texas staffers at the bus stops where the children arrived. RAICES, Refugee and Immigrant Center for Education and Legal Services Texas, is a nonprofit in San Antonio.

"We walked into the place and you could see how broken they were," Norman told USA Today during that visit. "So disheartened. They don't know where they are, really. Then we brought out the bookbags and it was like flipping a light switch. You could see the darkness replaced by light and the joy."