

2018 SEASON

WEEKLY GUIDE



WEEK 11

WASHINGTON REDSKINS VS. HOUSTON TEXANS

NOVEMBER 18, 2018 | LANDOVER, MD

WASHINGTON REDSKINS

21300 Redskin Park Drive | Ashburn, VA 20147 | 703.726.7000
@Redskins | www.Redskins.com



REGULAR SEASON - WEEK 11

WASHINGTON REDSKINS (6-3) vs. HOUSTON TEXANS (6-3)

Sunday, Nov. 18 | 1 p.m. ET
FedExField (82,000) | Landover, Md.



REDSKINS SET FOR MATCHUP AGAINST TEXANS AT FEDEXFIELD

The Redskins will face their second AFC opponent this season when they host the Houston Texans. Kickoff at FedExField is scheduled for 1 p.m.

Sunday's game will spotlight the Redskins' annual Alumni Homecoming Weekend, and with a victory, the Redskins will become the fifth NFL franchise to record 600 wins in regular season play. Washington holds a two game lead in the NFC East and enters the game with a 6-3 record, their best start through nine games since the 2008 season.

Entering Week 11, the Redskins hold a +11 net turnover differential. It is the team's best turnover differential since Week 17 of the 2012 season when the Redskins held a +17 differential. After forcing four turnovers last week, Washington has now forced at least one turnover in 13 consecutive games dating back to last season and enter Sunday's contest with the longest active streak of forcing turnovers in consecutive games in the NFL. With 672 rushing yards on the season, RB Adrian Peterson is on pace to rush for more than 1,000 yards this season and will need to average 46.9 yards for the next seven games to hit 1,000 yards rushing in a season for the eighth time in his career and the first for a Redskins running back since 2014.

MEDIA CENTER

REDSKINS PR:

| | | |
|-----------------|----------------------------|--|
| Tony Wyllie | Senior Vice President | wyllet@redskins.com |
| Zena Lewis | Director of Communications | lewisz@redskins.com |
| Sean DeBarbieri | Media Services Coordinator | debarbieris@redskins.com |
| Tish Carmona | Corporate Communications | carmonat@redskins.com |

MEDIA INFORMATION:

Media Guide and Online Media Portal: redskins1stoundmediagroup.com

MEDIA AVAILABILITY:

| | |
|--------------------|--|
| Tuesday (11/13): | <u>Texans Conference Call:</u> 1 p.m.: Head Coach Bill O'Brien |
| Wednesday (11/14): | 1 p.m.: Practice Jay Gruden press conference following practice Alex Smith press conference before practice at noon Open Locker Room following practice |
| Thursday (11/15): | 1 p.m.: Practice Jay Gruden press conference following practice Greg Manusky press conference following practice Open Locker Room following practice |
| Friday (11/16): | 12:15 p.m.: Practice Jay Gruden press conference following practice Open Locker Room following practice |
| Saturday (11/17): | No availability |
| Sunday (11/18): | 1 p.m.: Washington Redskins vs. Houston Texans |

GAME CENTER

SERIES HISTORY: Redskins-Texans all-time series, 2-2
All meetings in regular season game
Last meeting: Sept. 7, 2014 (17-6, HOU)

TELEVISION: **CBS**
Greg Gumbel (play-by-play)
Trent Green (analysis)
Bruce Arians (analysis)
Melanie Collins (sideline)



RADIO: **Redskins Radio Network**
Larry Michael (play-by-play)
Chris Cooley (analysis)
Sonny Jurgenson (color)
Rick "Doc" Walker (sidelines)



Sports USA
Josh Appel (play-by-play)
Doug Plank (analysis)



REDSKINS 2018 SCHEDULE/RESULTS

PRESEASON

| DATE | OPPONENT | TV | TIME/RESULT |
|----------------|----------------------------|------------|-------------|
| Aug. 9 (Thu.) | at New England Patriots | NBC4/NBCSN | 26-17 L |
| Aug. 16 (Thu.) | vs. NEW YORK JETS # | ESPN/ABC7 | 15-13 W |
| Aug. 24 (Fri.) | vs. DENVER BRONCOS | NBC4/NBCSN | 29-17 L |
| Aug. 30 (Thu.) | at Baltimore Ravens | NBC4/NBCSN | 30-20 L |

REGULAR SEASON

| DATE | OPPONENT | TV | TIME/RESULT |
|----------------|--------------------------------|------|-------------|
| Sept. 9 | at Arizona Cardinals | FOX | 24-6 W |
| Sept. 16 | vs. INDIANAPOLIS COLTS | CBS | 21-9 L |
| Sept. 23 | vs. GREEN BAY PACKERS | FOX | 31-17 W |
| Sept. 30 | BYE | | |
| Oct. 8 (Mon.) | at New Orleans Saints # | ESPN | 43-19 L |
| Oct. 14 | vs. CAROLINA PANTHERS | FOX | 23-17 W |
| Oct. 21 | vs. DALLAS COWBOYS | CBS | 20-17 W |
| Oct. 28 | at New York Giants | FOX | 20-13 W |
| Nov. 4 | vs. ATLANTA FALCONS | FOX | 38-14 L |
| Nov. 11 | at Tampa Bay Buccaneers | FOX | 16-3 W |
| Nov. 18 | vs. HOUSTON TEXANS | CBS | 1:00 p.m.* |
| Nov. 22 (Thu.) | at Dallas Cowboys # | FOX | 4:30 p.m. |
| Dec. 3 (Mon.) | at Philadelphia Eagles # | ESPN | 8:15 p.m. |
| Dec. 9 | vs. NEW YORK GIANTS | FOX | 1:00 p.m.* |
| Dec. 16 | at Jacksonville Jaguars | FOX | 1:00 p.m.* |
| Dec. 22 | at Tennessee Titans | NFLN | 4:30 p.m. |
| Dec. 30 | vs. PHILADELPHIA EAGLES | FOX | 1:00 p.m.* |

All times Eastern
Home games **bolded**
Alumni Homecoming Weekend

* Subject to Flexible Scheduling
Nationally televised

CLASS OF 2018: BOBBY BEATHARD ENSHRINED IN THE PRO FOOTBALL FAME

RICHMOND, Va. [Aug. 4, 2018] — Former Washington Redskins General Manager Bobby Beathard was enshrined in Canton, Ohio at the Pro Football Hall of Fame as a member of the Class of 2018. Beathard, the architect behind some of the most legendary teams in Redskins lore, was presented by former Washington Redskins head coach and Pro Football Hall of Famer Joe Gibbs.

Beathard's illustrious career as an NFL executive included 11 seasons as General Manager of the Redskins from 1978-88. After taking the job on Feb. 24, 1978, Beathard guided the organization to three Super Bowl appearances, including victories in Super Bowls XVII and XXII. Many of the players he acquired remained on the roster for the team's Super Bowl XXVI victory as well.

In Beathard's 11 seasons as General Manager, the Redskins averaged 9.5 wins a year. The team posted a regular season winning percentage of .625 (105-63) in that time frame, best in the NFC and second-best in the NFL. No team in that time frame posted a better postseason winning percentage than the Redskins, who went 11-3 in postseason play in his tenure for a winning percentage of .786.

Draft classes during Beathard's tenure featured three members of the Pro Football Hall of Fame, including wide receiver Art Monk (1980, No. 18 overall), guard Russ Grimm (1981, No. 69) and cornerback Darrell Green (1983, No. 28).

The classes also featured four additional members of the Redskins Ring of Fame, including linebacker Monte Coleman (1979, No. 289), defensive end Dexter Manley (1981, No. 119), defensive end Charles Mann (1983, No. 84) and quarterback Mark Rypien (1986, No. 146).

Additionally, Beathard oversaw the college free agent additions of Redskins Ring of Famers Jeff Bostic and Joe Jacoby and supplemented the team with a number of former USFL stars, including quarterback Doug Williams and wide receivers Gary Clark and Ricky Sanders. All of the players listed were led on the field by Coach Gibbs, the former San Diego Chargers offensive coordinator whom Beathard hired prior to the 1981 season.

Beathard began his career as a part-time scout for the American Football League's Kansas City Chiefs in 1963. He earned an AFL championship ring with the organization in 1966 en route to the team's berth in Super Bowl I. He would later serve as a scout for the Atlanta Falcons from 1968-71 and as Director of Player Personnel for the Miami Dolphins from 1972-77 prior to joining the Redskins. He finished his career as General Manager of the San Diego Chargers, serving in that capacity from 1990-2000. In all, Beathard's teams made seven Super Bowl appearances, including one by Kansas City (1966), two by Miami (1972-73), three by Washington (1982-83 and 1987) and one by San Diego (1994).

Beathard was born in Zanesville, Ohio, on Jan. 24, 1937. He grew up in the Los Angeles area and attended El Segundo H.S. before playing quarterback at Cal Poly-San Luis Obispo, where he helped lead the 1957 and 1958 teams to consecutive 9-1 records.



Bobby Beathard (L) and Joe Gibbs (R) unveil Beathard's Pro Football Hall of Fame bust during the enshrinement ceremony in Canton, Ohio. - photo courtesy of the Pro Football Hall of Fame



NFL WINNING PERCENTAGES (1978-88)

Under Beathard's guidance from 1978-88, the Redskins compiled a 105-63 regular season record (.625, No. 2 in the NFL) and an 11-3 postseason record (.786, No. 1) for a combined winning percentage of .637, the highest mark in the NFL in that timeframe.

COMBINED REGULAR SEASON & POSTSEASON WINNING PCT. (BEATHARD'S TENURE IN WASHINGTON, 1978-88)

| Team | W | L | T | Pct. |
|-------------------------|-----|----|---|-------|
| 1. Washington Redskins | 116 | 66 | 0 | 0.637 |
| 2. Miami Dolphins | 113 | 67 | 1 | 0.627 |
| 3. Chicago Bears | 108 | 70 | 0 | 0.607 |
| 4t. Denver Broncos | 106 | 71 | 1 | 0.598 |
| 4t. Los Angeles Raiders | 107 | 72 | 0 | 0.598 |

GAME RELEASE

600 CLUB

With a victory on Sunday, the Redskins will become the fifth NFL franchise to record 600 wins in regular season play.

| Franchise (Founded) | Regular Season Wins |
|--------------------------------|---------------------|
| 1. Chicago Bears (1920) | 755 |
| 2. Green Bay Packers (1921) | 741 |
| 3. New York Giants (1925) | 689 |
| 4. Pittsburgh Steelers (1933)* | 620 |
| 5. Washington Redskins (1932) | 599 |



**WASHINGTON REDSKINS 20
NEW YORK GIANTS 14
OCT. 19, 1969 - RFK STADIUM**

WIN '200'

Larry Brown rushed for 105 yards and Charlie Harraway notched two rushing touchdowns, as the Redskins edged the Giants 20-14. Sonny Jurgensen connected 11-of-22 pass attempts for 111 yards to complement a rushing attack that recorded 172 combined yards. The Redskins scored 20 unanswered points and Rickie Harris sealed the comeback with an 86-yard punt return for a touchdown late in the fourth quarter.



**WASHINGTON REDSKINS 10
CHICAGO BEARS 9
DEC. 9, 1990 - RFK STADIUM**

WIN '400'


After trailing 9-0 at halftime, the Washington Redskins were able to shut down the Bears offense in the second half and win 10-9. Despite five interceptions, Redskins quarterback Mark Rypien threw a critical touchdown pass to Gary Clark. Clark finished with six receptions for 85 yards in the victory. Kicker Chip Lohmiller sealed the win with 2:14 left in the game on a 35-yard field goal.



**WASHINGTON REDSKINS 40
BOSTON YANKS 13
DEC. 14, 1947 - GRIFFITH STADIUM**

WIN '100'

Sammy Baugh completed 25-of-41 pass attempts for 343 yards and three touchdowns as the Redskins cruised to a 40-13 victory over the Boston Yanks. Dick Poillon recorded one receiving touchdown, one rushing touchdown and kicked four extra points in the victory. Both teams combined to turn the ball over eight times, but the Redskins capitalized on the mistakes gaining 574 total yards from scrimmage and 28 first downs.



**WASHINGTON REDSKINS 16
NEW YORK GIANTS 13
DEC. 13, 1980 - RFK STADIUM**

WIN '300'

The Redskins rallied from a 10-0 first half deficit to secure a 16-13 win over the New York Giants. Quarterback Joe Theismann went 16-for-32 for 136 yards and a touchdown pass to Bob Hammond to complete the comeback. Mark Murphy and Rich Milot led the defense with one interception each and kicker Mark Mosely tied the game in the fourth quarter en route to the win.



**WASHINGTON REDSKINS 16
TAMPA BAY BUCCANEERS 10
SEPT. 12, 2004 - FEDEXFIELD**

WIN '500'

Clinton Portis rushed for 148 yards and a touchdown on 29 carries and kicker John Hall notched three field goals in a 16-10 win over the Tampa Bay Buccaneers. Portis scored the only offensive touchdown of the game in the first quarter on a 64-yard rushing touchdown. Antonio Pierce tallied an interception and the defense recorded four sacks, five passes defended and two forced fumbles to limit Tampa Bay's offense.



» **Redskins** forcing a turnover for the 14th consecutive week dating back to last season and continuing the longest active streak in the NFL.

» **Redskins** forcing four or more turnovers in consecutive weeks for the first time since 2005.

» **Redskins** holding the Texans under 10 points and marking the first time the team has held consecutive opponents under 10 points since 1997.

» **Redskins** scoring 20 or more points in the first half for the third time this season and the first time since scoring that many points in the first half in three games since 2016.

» **Redskins** registering a sack for the 17th consecutive game, which is the fifth longest active streak in the league.

» **Alex Smith** (33,933) throwing for 251 yards and passing Tony Romo (34,183) for 32nd on the NFL's all-time list.

» **Smith** (33,933) throwing for 309 yards and passing Steve DeBerg (34,241) for 31st on the NFL's all-time list.

» **Smith** (2,568) rushing for 87 yards and passing No. 16 Daunte Culpepper (2,652), No. 15 Bobby Douglass (2,654) and No. 14 Greg Landry (2,655) on the NFL's all-time list for rushing yards among quarterbacks.

» Running Back **Adrian Peterson** (103) scoring two rushing touchdowns to pass Hall of Famer John Riggins (104) for sixth on the NFL's all-time list.

» **Peterson** (12,948) rushing for 52 yards and becoming only the ninth player in NFL history to rush for 13,000 yards.

» **Peterson** (6) recording 200 or more yards rushing and setting an NFL record for the most career games with 200-plus yards rushing. He is currently tied with Hall of Famer O.J. Simpson (6) for the NFL record.

» **Peterson** (25) scoring two or more rushing touchdowns to move into sole possession of fourth place on the NFL's list of career games with two-plus rushing touchdowns. He is currently tied with Shaun Alexander (25), Marcus Allen (25) and Priest Holmes (25).

» **Peterson** (15,131) registering 11 yards from scrimmage to pass Tony Gonzalez (15,141) for 20th on the NFL's all-time list.

» **Peterson** (15,131) registering 176 yards from scrimmage to pass Warrick Dunn (15,15,306) for 19th on the NFL's all-time list.

» **Peterson** (15,131) recording 216 yards from scrimmage to pass Isaac Bruce (15,347) for 18th on the NFL's all-time list.

» **Peterson** (109) scoring one offensive touchdown to pass Barry Sanders (109) for 18th on the NFL's all-time list.

» Running Back **Chris Thompson** (1,335) compiling 49 receiving yards to move into 10th on the all-time franchise list for career receiving yards by a running back passing Clinton Portis (1,340) and Clarence Harmon (1,383).

» **Thompson** (1,335) registering 71 receiving yards to pass Mike Thomas (1,405) for the ninth most career receiving yards by a running back in Redskins history.

» **Thompson** (1,335) recording 127 receiving yards to pass Jim Pooley (1,461) for the eighth most career receiving yards by a running back in Redskins history.

» **Thompson** (157) tallying 9 receptions to pass Ladell Betts (165) for the fifth most by a running back in franchise history.

» **Thompson** (157) recording 20 receptions to pass Clinton Portis (176) for the fourth most by a running back in franchise history.

» Wide receiver **Josh Doctson** catching a touchdown pass for the third consecutive week for the first time in his career. He would become the first Redskin since Jamison Crowder to accomplish the feat. Crowder accomplished the feat in 2016.

» Tight end **Jordan Reed** (23) catching two touchdowns to take sole possession of No. 10 among Redskins in all-time touchdown receptions.

» Tight end **Vernon Davis** (563) chasing No. 8 Jimmy Graham (589), No. 7 Heath Miller (592) and No. 6 Greg Olsen (661) on the

NFL's list of career receptions by a tight end.

» **Davis** (61) catching a touchdown pass to tie Hall of Famer Shannon Sharpe for sixth on the all-time list of career touchdown receptions by a tight end in NFL history.

» **Davis** (61) catching two touchdown passes to take sole possession of sixth on the NFL's all-time list of career touchdowns receptions by a tight end in NFL history.

» **Davis** (102) hauling in one reception and passing Jerry Smith (102) for the most receptions for a tight end in their 30s in franchise history, according to Pro Football Reference.

» Defensive lineman **Matt Ioannidis** recording a full sack in four consecutive weeks for the first time in his career. He would be the ninth player in the league this season to accomplish the feat.

» Linebacker **Ryan Kerrigan** starting his 122nd consecutive regular season game, the longest active streak among active NFL linebackers. Kerrigan has not missed a start in his NFL career.

» **Kerrigan** remaining as one of six NFL players (and only three non-quarterbacks) to have started every game since the start of the 2011 season (Brandon Carr, Patrick Peterson, Philip Rivers, Matt Ryan and Matthew Stafford).

» **Kerrigan** recording his fourth career interception return touchdown to take sole possession of second-most in franchise history. He is currently tied with DeAngelo Hall, Monte Coleman, Andre Collins, Brig Owens and Mike Bass (three each).

» Cornerback **Josh Norman** recording an interception in consecutive games for the first time since 2015.

» Cornerback **Greg Stroman** recording an interception in consecutive games for the first time in his career.

» Safety **DJ Swearinger Sr.** tallying multiple interceptions in a single game for the fourth time in his career as a Redskin and becoming only the fourth player in franchise history to accomplish the feat.

» Cornerback **Fabian Moreau** recording his third forced fumble of the season.

» Kicker **Dustin Hopkins** (3) connecting on one field goal from 50-plus yards to tie a single season franchise record, which is currently held by Graham Gano (4 in 2011), John Hall (4 in 2003) and Mark Moseley (4 in 1977).

» **Hopkins** (380) scoring 11 points and passing Art Monk (390) for sixth on the all-time franchise list for total points.

» **Hopkins** (8) connecting on one field goal from 50-plus yards to tie Chip Lohmiller (9) for second on the franchise list for career field goals made from that distance.

» **Hopkins** (23) connecting on one field goal from 40-49 yards to pass Kai Forbath (23) for fourth on the franchise list for career field goals made from that distance.

A WIN OVER THE TEXANS WOULD

... mark the 600th regular season victory in franchise history and would make Washington the fifth franchise in NFL history to accomplish the feat, joining the Chicago Bears (755), Green Bay Packers (741), New York Giants (689) and Pittsburgh Steelers (625).

... improve the Redskins' record to 7-3 and give Washington its best start to a season through 10 games since posting a 7-3 record through 10 games in 1996.

... improve the Redskins' 2018 record at home to 4-2 giving them their best home record through six home games since 2016.

... move the Redskins' record to 1-1 against the AFC this season.

... improve the Redskins all-time regular season record against Houston to 3-2.

... give the Redskins their first win over Houston since Sept. 24, 2006.

... give the Redskins their first home win over Houston since Dec. 22, 2002.

HEAD COACH JAY GRUDEN

Jay Gruden enters his fifth season with the Washington Redskins in 2018 after being named the 29th head coach in franchise history on January 9, 2014.

Previously a decorated quarterback in the college and Arena Football League ranks and a successful NFL assistant, Gruden has showcased his offensive acumen honed from his diverse football background throughout his tenure with the Redskins.

In 2017, the Redskins won at least seven games for their third straight season for the first time since a four-year streak from 1999-2002, marking the fourth-longest streak of seven-win seasons in team history. Gruden's team reached seven wins despite dealing with substantial injury issues throughout the season, as 72 different players appeared in game action for the squad, the second-most used by the team in a single season since the 1970 AFL-NFL merger, trailing only the 108 used to complete the 1987 strike season.

Among the team's highlights in the 2017 season was the team's 4-0 record against NFC West opponents, the franchise's second full-division sweep since NFL realignment in 2002 and the team's first since 2005. The season also produced three Pro Bowlers, with linebacker Ryan Kerrigan, guard Brandon Scherff and tackle Trent Williams all earning return selections among the league's best.

A year earlier, Gruden guided the Redskins to an 8-7-1 record in 2016, giving the franchise back-to-back winning seasons for the first time since 1996-97. The team was led by Gruden's record-shattering offense, which posted team records in total net yards (6,545), net passing yards (4,758) and yards per play (6.40), ranking in the Top 3 in the NFL in all three categories.

Gruden's offense — once called "easily one of the three or four best designed offenses in the NFL" by Andy Benoit of The MMQB — was more than just historically efficient and explosive that season. The distribution of the offensive contributions allowed eight Redskins players (DeSean Jackson, Pierre Garçon, Jamison Crowder, Rob Kelley, Chris Thompson, Jordan Reed, Vernon Davis and Matt Jones) to finish the season with at least 500 yards from scrimmage, tying the 2011 New Orleans Saints for the most in a single season in NFL history.

In 2015, Gruden led the Redskins to an NFC East Championship, posting a 9-7 record to complete the second "worst-to-first" turnaround in team history. Gruden became the sixth coach in team history to lead the Redskins to a playoff berth within the first two years at the helm, joining Ray Flaherty, Dutch Bergman, Dudley DeGroot, George Allen and Joe Gibbs.

Under Gruden's guidance, the 2015 Redskins featured what was at the time the most prolific passing attack in franchise history. Quarterback Kirk Cousins, named the starter in the middle of the preseason, set then-single-season team records for attempts (543), completions (379), passing yards (4,166) and 300-yard passing games (seven) while throwing 29 touchdown passes, including at least one in all 16 games. Cousins' success coincided with the emergence of tight end Jordan Reed, who finished the season with 87 receptions for 952 yards (both team records for a tight end) with 11 receiving touchdowns.

Gruden assumed control of the Redskins in 2014 and guided the team through a campaign in which three different quarterbacks (Robert Griffin III, Kirk Cousins and Colt McCoy) recorded victories as starters. He installed an offensive system that produced two Pro Bowlers in his first season (tackle Trent Williams and running back Alfred Morris).

Excluding interim coaches, Gruden, 46 at the time of his hiring, became the team's youngest head coaching hire since hiring eventual Pro Football Hall of Famer Joe Gibbs at 40 years of age in 1981. He became the first Redskins head coach hired directly from an offensive coordinator role on another team since Norv Turner in 1994.

Before joining the Redskins, Gruden spent his previous three seasons as offensive coordinator for the Cincinnati Bengals. In his tenure in Cincinnati, the Bengals averaged 10 wins a season, making three consecutive playoff appearances and earning an AFC North championship in 2013. Members of the Bengals' offense accounted for seven Pro Bowl selections in his three seasons in Cincinnati.

Gruden was tasked with the development of quarterback Andy Dalton, a 2011 second-round pick. In three seasons together, Gruden helped Dalton to a 30-18 regular season record as a starter (.625), as Dalton's 30 wins in that time frame ranked tied for fifth-most among NFL quarterbacks. Dalton's 80 passing touchdowns ranked third-most in NFL history for a quarterback in his first three seasons, trailing only Dan Marino (98) and Peyton Manning (85).

Prior to joining the Bengals, Gruden served two years with the Florida Tuskers of the United Football League from 2009-10. In 2009, Gruden served as offensive coordinator as the Tuskers compiled a 6-0 regular season record and earned a UFL championship game berth. In 2010, he assumed the roles of head coach and general manager and led the Tuskers to their second consecutive championship game appearance.

Gruden coached for seven seasons (2002-08) with the Tampa Bay Buccaneers, earning a Super Bowl championship ring as an offensive assistant in 2002. There he worked under his brother, Jon (then the Bucs' head coach), and current Redskins President Bruce Allen (the Bucs' general manager from 2004-08). Gruden helped guide the Buccaneers to the team's first championship, a 48-21 victory in Super Bowl XXXVII.

Gruden also ranks among the most outstanding players and coaches in the history of the Arena Football League, having won six combined league championships — four as a quarterback and two as a head coach. Gruden played quarterback (2002-03) and served as head coach (2004-08) of the AFL's Orlando Predators while simultaneously working as an offensive assistant with the Buccaneers. In all, Gruden served as head coach of the Predators for nine seasons (1998-2001 and 2004-08), leading the Predators to four championship game appearances and two league titles as a coach. During a two-year hiatus from coaching the Predators in 2002-03, he returned to the playing field as Orlando's quarterback, leading the Predators to playoff appearances in both seasons.

In his eight seasons as a player in the AFL, Gruden completed 1,673-of-2,775 passes (60.3 percent) for 21,578 yards with 398 touchdowns and 99 interceptions. In addition to his time with Orlando, he spent six seasons (1991-96) at quarterback for the Tampa Bay Storm, winning four AFL titles and being named MVP of Arena Bowl VII in 1993. He was also named the 1992 AFL Most Valuable Player and was honored with induction into the AFL Hall of Fame in 1999.

Gruden played quarterback for four seasons for former Redskins draft pick Howard Schnellenberger at the University of Louisville (1985-88) and was a two-time team MVP.

Gruden was born March 4, 1967, in Tiffin, Ohio. He and his wife, Sherry, have three sons — J.J., Joey and Jack — and a grandson, Trey.

GRUDEN FOOTBALL TIMELINE

| | | |
|------------|-----------------------|--------------------------|
| 1985-88 | Quarterback | University of Louisville |
| 1989 | Student Assistant | University of Louisville |
| 1990 | Quarterback | Barcelona Dragons (WLAF) |
| 1990 | Quarterback | Sacramento Surge (WLAF) |
| 1990-91 | Graduate Assistant | University of Louisville |
| 1991-96 | Quarterback | Tampa Bay Storm (AFL) |
| 1997 | Offensive Coordinator | Nashville Kats (AFL) |
| 1998-2001 | Head Coach | Orlando Predators (AFL) |
| 2002-08* | Offensive Assistant | Tampa Bay Buccaneers |
| 2002-03* | Quarterback | Orlando Predators |
| 2004-08* | Head Coach | Orlando Predators |
| 2009 | Offensive Coordinator | Florida Tuskers (UFL) |
| 2010 | Head Coach | Florida Tuskers |
| 2011-13 | Offensive Coordinator | Cincinnati Bengals |
| 2014-Pres. | Head Coach | Washington Redskins |

*Held jobs concurrently

2018 LEAGUE LEADERS

Redskins Offense

- » Ranked third in the NFL and NFC in average time of possession [31:27]
- » Ranked fourth in the NFC and NFL in interception rate [1.09%]
- » Ranked tied for fifth in the NFC in Goal to Go percentage [76.92%]
- » Ranked ninth in the NFC in touchdown to interception ratio [3.33]
- » Ranked seventh in the NFC in rushing yards [1,091]
- » Ranked sixth in the NFC and tenth in the NFL in rushing plays of 10 or more yards [35]
- » Ranked tied for sixth in the NFC in rushing touchdowns [7]
- » Ranked sixth in the NFC in rushing attempts [250]
- » Ranked sixth in the NFC and ninth in the NFL in rushing attempts per game [27.8]
- » Ranked seventh in the NFC and tenth in the NFL in rushing yards per game [121.2]
- » Ranked eighth in the NFC in average yards at catch [5.9]
- » Ranked ninth in the NFC in rushing 1st downs [60]
- » Ranked tied for eighth in the NFC in 1st downs drawn by a penalty [18]
- » Ranked tied for third in the NFL and NFC in total interceptions thrown [3]
- » Ranked sixth in the NFC in rushing plays of 10 or more percentage [14.0%]
- » Ranked tied for ninth in the NFC in 4th down percentage [58.3%]
- » Ranked fifth in the NFC in Sack/Pass Attempt percentage [6.31%]

Redskins Defense

- » Ranked tied for second in the NFC and tied for fourth in the NFL in points per game [19.4]
- » Ranked fifth in the NFC in assisted tackles [156]
- » Ranked second in the NFC and fourth in the NFL in forced fumbles [12]
- » Ranked tied for seventh in the NFC in sacks [25]
- » Ranked tenth in the NFC in yards per game [361.0]
- » Ranked fourth in the NFC and fifth in the NFL in rushing yards per game [90.9]
- » Ranked sixth in the NFC in rushing yards per play [4.22]
- » Ranked ninth in the NFC in first downs per game [20.9]
- » Ranked fourth in the NFC and ninth in the NFL in punt return average [6.8]
- » Ranked tenth in the NFC in yards per play [5.81]
- » Ranked tenth in the NFC in passing yards per play [6.66]
- » Ranked fifth in the NFC in interception rate [2.34%]
- » Ranked tenth in the NFC in point differential per game [0.1]
- » Ranked second in the NFC and tied for third in the NFL in fourth down percentage [40.0%]

Redskins Special Teams

- » Ranked tied for sixth in the NFC and tied for ninth in the NFL in kickoff touchbacks [36]
- » Ranked first in the NFL and NFC in kickoff touchback percentage [81.8%]
- » Ranked fourth in the NFC and seventh in the NFL in kickoff average [64.3]
- » Ranked second in the NFC and third in the NFL in kickoff return yards against [180]
- » Ranked seventh in the NFC in kickoff return average against [22.5]
- » Ranked fourth in the NFC and ninth in the NFL in punt return average against [6.8]
- » Ranked tied for third in the NFC and tied for sixth in the NFL in punt fair catches [13]

Redskins Players

- » QB Alex Smith is fourth in the NFL and NFC in interception percentage [1.0%]
- » RB Adrian Peterson is third in the NFC and fifth in the NFL in rushing attempts [155]
- » Peterson is third in the NFC and tied for fifth in the NFL in rushing yards [672]
- » Peterson is third in the NFC and seventh in the NFL in rushing yards per game [74.7]
- » Peterson is third in the NFC and fourth in the NFL in rushing attempts per game [17.2]
- » Peterson is tied for eighth in the NFC in rushing touchdowns [4]
- » Peterson is fourth in the NFC and seventh in the NFL in rushing 1st downs [31]
- » Peterson is third in the NFC and sixth in the NFL in rushing plays of over 10 yards [21]
- » WR Paul Richardson Jr. is sixth in the NFC in average yards at catch [10.9]
- » LB Mason Foster is tied for second in the NFC and tied for fifth in the NFL in total tackles [79]
- » Foster is first in the NFC and third in the NFL in assisted tackles [31]
- » DL Matt Ioannidis is tied for seventh in the NFC in sacks [7.5]
- » CB Fabian Moreau is tied for sixth in the NFC in forced fumbles [2]
- » CB Josh Norman is tied for sixth in the NFC in forced fumbles [2]
- » S D.J. Swearinger Sr. is tied for third in the NFC and tied for eighth in the NFL in passes defended [9]
- » Swearinger is tied for second in the NFL and NFC in interceptions [4]
- » K Dustin Hopkins is tied for sixth in the NFC and tied for ninth in the NFL in field goals made [17]
- » Hopkins is sixth in the NFC in field goal percentage [89.5%]
- » Hopkins is tied for first in the NFC and tied for third in the NFL in 20-29 yard field goals made [5]
- » Hopkins is tied for fourth in the NFC and tied for eighth in the NFL in 40-49 yard field goals made [5]
- » Hopkins tied for second in the NFC and tied for fifth in the NFL in 50+ yard field goals made [3]
- » Hopkins is tied for first in the NFL and NFC in extra point percentage [100%]
- » P Tress Way is first in the NFC and third in the NFL in punts inside the 20 [25]
- » Way is third in the NFC and eighth in the NFL in punt return average against [6.8]
- » Way is fifth in the NFC and eighth in the NFL in net punting average [41.1]

NOTES FROM LAST GAME

» The Washington Redskins defeated the Tampa Bay Buccaneers, 16-3, at Raymond James Stadium on Sunday.

» It is the first time the Redskins have held their opponent to three or fewer points since defeating the Philadelphia Eagles, 10-3, on Dec. 21, 2008. Washington has now won 10 consecutive games in which it has held its opponent to three points or less.

» The Redskins now hold an 11-10 all-time regular season record against Tampa Bay. It is Washington's first win at Tampa Bay since defeating the Buccaneers, 24-22, on Sept. 30, 2012 on their last trip to Raymond James Stadium in regular season play.

» The Redskins move their overall record to 6-3 in regular season play and are 6-2 against NFC opponents. With the win, Washington has recorded its best start to a season through nine games since posting a 6-3 record through nine games in 2008 and their best start against the NFC since 2005.

» The Redskins improved to 3-1 on the road giving them their best road record to start a season since 2008.

» The Redskins finished with a 2-2 record against the NFC South this season. The team also finished 2-2 against the NFC South. The last time the NFC South and NFC East were matched up in 2015 the team secured victories over Tampa Bay and New Orleans and lost contests to Atlanta and Carolina.

» Redskins forced four turnovers (2 interceptions, 2 fumble recoveries) and have now forced a turnover for the 13th consecutive week dating back to last season. Washington currently holds the longest active streak in the NFL forcing at least one turnover.

» The Redskins forced four turnovers in one game for the first time since forcing five turnovers in 41-21 win at the Chicago Bears on Dec. 24, 2016. Washington has now recorded two games on the season in which it has forced three or more turnovers. Washington finished the 2017 season forcing three or more turnovers in two games.

» The Redskins registered two sacks and have now recorded a sack for the 16th consecutive game. Barring the outcomes of today's game and entering Week 10, the streak is tied for the sixth longest active streak in the league with the Jacksonville Jaguars.

» Offensive linemen Jonathan Cooper, Luke Bowanko and Austin Howard made their Washington Redskins debuts. Cooper recorded his 43rd career start and his first start as a member of the Washington Redskins.

» Quarterback Alex Smith completed 19-of-27 pass attempts for 178 yards and one touchdown and finished with a passer rating of 100.5.

» With his touchdown pass, Smith (193) enters the top 50 on the NFL's all-time passing touchdowns list, passing No. 50 Bob Griese (192).

» Wide receiver Josh Doctson finished with four receptions for 46 yards and one touchdown.

» Wide receiver Maurice Harris finished with a team high five receptions for 52 yards (10.4 avg.). Harris has now led the Redskins in receptions in back-to-back games.

» Running back Adrian Peterson finished with 68 yards on 19 attempts (3.6 avg.). Peterson (15,131) finished with 69 yards from scrimmage and passed No. 24 Jerome Bettis (15,111), No. 23 Steve Smith Sr. (15,118), No. 22 Steven Jackson (15,121) and No. 21 Tim Brown on the NFL's all-time list.

» Tight end Jordan Reed tallied four receptions for 51 yards (12.8 avg.).

» Defensive lineman Matt Ioannidis recorded a sack and now has a team high 7.5 sacks on the season. Ioannidis has now recorded a full sack in three consecutive weeks for the second time in his career and second time this season.

» Linebacker Ryan Kerrigan started his 121st consecutive regular season game, the longest active streak among active NFL linebackers. Kerrigan has not missed a start in his NFL career.

» Linebacker Preston Smith tallied one sack-forced fumble and registered three tackles. The sack and fumble is Smith's first of the season.

» Cornerback Josh Norman finished with one pass defended and one interception. The interception is Norman's second on the season. The last time Norman had two or more interceptions on the season was in his first year with the Redskins in 2016.

» Linebacker Cassanova McKinzy made his NFL debut and contributed on defense and special teams. He finished the game with one tackle for loss.

» Cornerback Greg Stroman recorded his first career interception and finished with five solo tackles. With Stroman's interception, a Redskins rookie defensive player has recorded at least one interception since 2012.

» Kicker Dustin Hopkins (23) connected on all three field goal attempts and with his 43-yard field goal in the first quarter now ranks fifth all time in franchise history in field goals between 40-49 yards passing Graham Gano (21).

» Punter Tress Way tallied 247 yards on five punts (49.4) for a 47.8 net average landing four inside the 20-yard line. The 49.4 yards per punt average is his highest on the season.

GAME RELEASE

THE OPPONENT



The Houston Texans enter the game on a six-game winning streak and at the top of the AFC South. Houston is led by Head Coach Bill O'Brien who has led the Texans from last place in the AFC South in 2017 to first place in the division standings entering Week 11 of the 2018 season.

Quarterback Deshaun Watson has returned from a torn ACL in his right knee last season to have a strong sophomore campaign. Watson is 185-for-285 (64.9%) for 2,389 yards, 17

touchdowns and seven interceptions in all nine games this season. Watson has also rushed for 268 yards and a touchdown on 50 attempts.

Veteran's Lamar Miller and Alfred Blue have led the run game with Miller leading the way with 125 attempts for 525 yards and two touchdowns. Blue has rushed 94 times for 297 yards and a touchdown.

Watson has had a number of high profile targets this season including wide receiver DeAndre Hopkins. Hopkins has registered 63 receptions for 894 yards and seven touchdowns this season. Trade deadline acquisition Demaryius Thomas arrived in Houston with three touchdowns this season and has a combined 39 receptions for 463 yards between the Broncos and Texans.

Houston has one of the most potent defensive lines in the National Football League led by edge rushers JJ Watt and Jadeveon Clowney. Watt has 32 tackles (25 solo), 9.0 sacks for 66 yards and four forced fumbles. Clowney has 5.5 sacks for 45.5 yards and 24 tackles (20 solo).

Veterans Benardrick McKinney and Tyrann Mathieu round out a strong defensive core. McKinney has a team high 65 tackles (43 solo) as well as 1.5 sacks and two passes defended. Mathieu has a team high two interceptions, as well as 52 tackles (44 solo), 2.0 sacks and five passes defended.

Kicker Kai'imi Fairbairn is off to a strong start to his second NFL season. Fairbairn is 19-for-22 from field goal range, including a long of 54 yards. Fairbairn also secured game winning kicks in overtime against the Indianapolis Colts and Dallas Cowboys in back-to-back weeks on September 30th and October 7th.

BILL O'BRIEN



Bill O'Brien was named the third head coach in Houston Texans history on Jan. 3, 2014 and received a four-year contract extension on Jan. 13, 2018. He is in his fifth season with the Texans and has 26 years of collegiate and NFL coaching experience.

In his first three years (2014-16), O'Brien led the Texans to three straight winning seasons for the first time in franchise history and back-to-back AFC South division championships. He became just the 14th coach since 1978 to begin his NFL

head coaching career with three consecutive winning seasons and his 28 victories over that span stand as the most by any head coach in franchise history through their first three years.

The Texans' four division titles over the last seven seasons are the fourth most in the NFL during that period. Under O'Brien (2014-17), the Texans are 21-1 when leading at halftime of a regular season game, which is the best winning percentage (95.45) when leading at halftime in the NFL over that span. The Texans' 15 division wins are tied for the fifth-most in the NFL since 2014.

Under O'Brien's tutelage in 2017, rookie QB Deshaun Watson put together a historic season despite playing in just seven games before sustaining a season-ending injury prior to Week 9. Watson set NFL records for most passing touchdowns (19) through a player's first seven career games in NFL history and most passing touchdowns (18, Weeks 3-8) by a rookie over any five-game span in NFL history. At the time of his injury, the Texans featured the league's highest-scoring offense (30.7 points per game). WR DeAndre Hopkins was named to the Associated Press NFL All-Pro First Team for the first time in his career after posting 96 receptions for 1,378 yards and a franchise-record 13 touchdowns in 2017, making him one of 14 players in NFL history to post those numbers in a season and the third-youngest ever to do so. Hopkins, who made the AP All-Pro Second Team in 2015, finished last season ranked first in the NFL in targets (174), sixth in receptions (96), fourth in receiving yards (1,378), first in receiving touchdowns (13), fourth in receiving first downs (69), first in receptions over 25 yards (17) and third in 100-yard receiving games (five).

The Texans scored 30-or-more points six times in 2017, which tied the franchise record for the most games with 30-or-more points in a season (2012). Houston also threw for the third-most passing touchdowns in a single season in franchise history (28) and the most 25-plus yard completions in a single season in franchise history (38) in 2017. In Week 4 vs. Tennessee, the Texans scored the most points in a game in franchise history with 57 and scored a team-record seven touchdowns. Houston won by the largest margin of victory in Texans history with a 43-point win and won by the largest point differential of any divisional matchup in AFC South history.

In 2016, the Texans defeated the Oakland Raiders in the AFC Wild Card Round and advanced to the Divisional Round for the first time since 2012. The Texans finished the season with the NFL's top-ranked defense for the first time in franchise history, surrendering an average of only 301.3 total net yards per game. The team also posted a 7-1 record at home during the regular season, which set a single-season franchise record and tied for the best home record in the NFL. touchdown receptions, a record for an NFL tight end.

Born in Dorchester, Mass., O'Brien grew up in Andover and graduated from St. John's Preparatory School in Danvers. O'Brien went on to play linebacker and defensive end at Brown from 1990-92. He graduated with a double concentration in political science and organizational behavioral management in 1992.

2018 LEAGUE RANKINGS

| OFFENSE | | |
|----------|---------------|--------|
| REDSKINS | | TEXANS |
| 27 | Pts/Game | 16 |
| 26 | Yds/Play | 19 |
| 26 | Yds/Game | 14 |
| 10 | Rush Yds/Game | 11 |
| 25 | Pass Yds/Game | 18 |
| 21 | 3rd Down Pct. | 17t |
| 3 | Time of Poss. | 20t |
| DEFENSE | | |
| REDSKINS | | TEXANS |
| 4t | Pts/Game | 7 |
| 22 | Yds/Play | 4 |
| 17 | Yds/Game | 9 |
| 5 | Rush Yds/Game | 6 |
| 25 | Pass Yds/Game | 16 |
| 28 | 3rd Down Pct. | 21 |

GAME RELEASE

SERIES HISTORY

Sunday's game between the Redskins and the Texans will be the fifth meeting between the two franchises since the Texans' inception in 2002. The Redskins are 2-2 all-time against Texans.

The teams first met on Dec. 22, 2002. In that game, quarterback Patrick Ramsey threw two first half touchdowns to lead the Redskins to a 16-3 halftime lead and an eventual 26-10 victory at FedExField. Included below is a list of all games played between the Redskins and Texans.

| Date | Game | Result |
|------------|-------------|--------------|
| 12/22/2002 | vs. Houston | 26-10 W |
| 9/24/2006 | at Houston | 31-15 W |
| 9/19/2010 | vs. Houston | 30-27 (OT) L |
| 9/7/2014 | at Houston | 17-6 L |



LEADING THE FAN EXPERIENCE

In May, the Washington Redskins hired Brian Lafemina as the team's President of Business Operations and Chief Operating Officer.

In this newly created role, Lafemina will oversee all club business operations and report directly to Owner Dan Snyder.

"Nothing could have prepared me more for this role than working at the NFL," Lafemina said. "Dan first approached me about a year ago to discuss the possibility of me joining the Redskins. During that time, I was able to see first-hand his passion for the Redskins, the game of football and his deep commitment to the Washington, D.C. community. Working with Dan and Bruce Allen to develop a new dynamic stadium that matches the vibrancy of this organization and its fan base will be an exciting challenge and one of our top priorities. I would also be remiss if I didn't thank everyone I have worked with at the NFL, starting with Roger Goodell."

Lafemina spent eight years at the NFL, leading Club Business Development and building the team that works to create and share best practices across all of the NFL's 32 member clubs. During his tenure, the league saw significant growth in game day fan satisfaction, season ticket sales, suite sales, local sponsorship and media revenue. In addition, Lafemina led or played key roles in league-wide initiatives on fan experience, ticketing strategy, Super Bowl strategy, Pro Bowl strategy and stadium development.

"I am thrilled to welcome Brian to the Washington Redskins. Brian has been one of the most highly regarded NFL executives amongst league ownership for many years because of his deep understanding of our business, his focus on partner relationships and his genuine belief that fans must be at the center of every decision we make. Brian is coming to Washington with fresh thinking and big ideas to implement, and I have full confidence that with Brian's addition and with Bruce Allen continuing as team President, the Redskins' success will continue to grow, both on and off the field."

- Redskins Owner Daniel M. Snyder



Before joining the NFL, Lafemina spent 22 years at The Madison Square Garden Company in a variety of roles, starting as an intern and working his way up to Senior Vice President of Madison Square Garden Sports, where he was responsible for managing the business operations of the New York Knicks and New York Rangers.

Lafemina is a 1989 graduate of Rutgers University, where he earned his bachelor's degree in economics.

NOTABLE REDSKINS/TEXANS CONNECTIONS

Former Texans on Redskins:

Senior Vice President Tony Wyllie (2000-2010)
OL Tony Bergstrom (2016)
S D.J. Swearingen Sr. (2013-14)

Former Redskins on Texans:

None

Redskins from Texas:

Tight Ends Coach Wes Phillips (Houston, Texas)
WR Josh Doctson (Mansfield, Texas)
K Dustin Hopkins (Houston, Texas)
QB Colt McCoy (Tuscola, Texas)
RB Samaje Perine (Pflugerville, Texas)
RB Adrian Peterson (Palestine, Texas)
T Trent Williams (Longview, Texas)

Texans from the D.C./Maryland/Virginia area:

Assistant Head Coach/Defensive Coordinator Romeo Crennel (Lynchburg, Va.)
Offensive Line Coach Mike Devlin (Blacksburg, Va.)
CB Johnson Bademosi (Washington, D.C.)
S Mike Tyson (Norfolk, Va.)

Redskins who went to college in Texas:

Tight Ends Coach Wes Phillips (UTEP)
WR Josh Doctson (TCU)
S Deshaun Everett (Texas A&M)
QB Colt McCoy (Texas)
T Ty Nsekhe (Texas State)

Texans who went to college in the D.C./Maryland/Virginia area:

Secondary Coach Anthony Midget (Virginia Tech)

Notable Pro Connections:

Assistant Head Coach/Offensive Line Coach Bill Callahan (2008-11), Offensive Coordinator Matt Cavanaugh (09-12), Special Teams Coordinator Ben Kotwica (08-13), Quarterbacks Coach/Passing Game Coordinator Kevin O'Connell (QB-Player, 2009-10) and T Austin Howard (11-13) were all members of the New York Jets when Texans Offensive Line Coach Mike Devlin (06-14) worked there. Callahan served as Assistant Head Coach/Offensive Line Coach, Cavanaugh as Quarterbacks Coach, Kotwica as Quality Control (07-08)/Assistant Special Teams (09-12)/Special Teams Coordinator (13) and Devlin as Tight Ends Coach (06-12)/Assistant Offensive Line (13-14).

Cavanaugh, Kotwica and Howard were also members of the Jets when Texans Defensive Line Coach Anthony Weaver (12) worked there. Weaver served as Assistant Defensive Line Coach.

Assistant Strength and Conditioning Coach Kavan Latham (14-16) worked for the Jets when Texans Mike Devlin and Assistant Secondary Coach D'Anton Lynn (14) worked there. Latham served as a Strength and Conditioning Intern and Lynn as a Seasonal Coaching Intern.

Callahan (2012-14) worked for the Dallas Cowboys when Texans QB Brandon Weeden (14-15) played there. Callahan served as Offensive Coordinator/Offensive Line Coach.

Cavanaugh (QB-Player, 1990-91) played on the New York Giants when Texans Defensive Coordinator Romeo Crennel (81-92) worked there. Crennel served as Defensive Line Coach.

Cavanaugh (1994-95) worked for the Arizona Cardinals when Texans Offensive Line Coach Mike Devlin (OL-Player, 96-99) played there. Cavanaugh served as Quarterbacks Coach.

Cavanaugh (1999-04) worked for the Baltimore Ravens when Texans Defensive Line Coach Anthony Weaver (Player, 02-05) played there. Cavanaugh served as Offensive Coordinator.

Cavanaugh (2013-14) worked for the Chicago Bears when Texans NT Brandon Dunn (14) played there. Cavanaugh served as Quarterbacks Coach.

Defensive Coordinator Greg Manusky (2002-06, 11) worked for the San Diego Chargers when Texans Senior Defensive Assistant/Outside Linebackers Coach John Pagano (02-16), Offensive/Special Teams Assistant Wes Welker (WR-Player, 04) and CB Shareece

Wright (11-14) were members of the team. Manusky served as Linebackers Coach (02-06)/Defensive Coordinator (11) and Pagano as Defensive Assistant (02-04)/Assistant Linebackers Coach (05-06)/Outside Linebackers Coach (07-08)/Linebackers Coach (09-11).

O'Connell (QB-Player, 2012) played on the Chargers when Texans John Pagano and CB Shareece Wright were members of the team. Pagano served as Defensive Coordinator.

O'Connell (QB-Player, 2008) played on the New England Patriots when Texans Head Coach Bill O'Brien (07-11) and Offensive/Special Teams Assistant Wes Welker (WR-Player, 07-12) were members of the team. O'Brien served as Wide Receivers Coach (08)/Quarterbacks Coach (09-10).

O'Connell (2015) worked with Texans Defensive Line Coach Anthony Weaver (14-15) for the Cleveland Browns. O'Connell served as Quarterbacks Coach and Weaver as Defensive Line Coach.

Outside Linebackers Coach Chad Grimm (2009-12) worked for the Arizona Cardinals when WR Michael Floyd (12-16) and Texans G Senio Kelemete (12) played there. Grimm served as Offensive Quality Control Coach.

Grimm (2013-14) worked for the San Diego Chargers when Texans Inside Linebackers Coach Bobby King (14-16), Senior Defensive Assistant/Outside Linebackers Coach John Pagano (02-16) and CB Shareece Wright (11-14) were all members of the team. Grimm served as Defensive Quality Control Coach, King as Assistant Linebackers Coach and Pagano as Defensive Coordinator.

Wide Receivers Coach Ike Hilliard (2013) worked with Texans Defensive Line Coach Anthony Weaver (2013) for the Buffalo Bills. K Dustin Hopkins played on the team from 2013-14. Hilliard served as Wide Receivers Coach and Weaver as Defensive Line Coach.

Offensive Quality Control Coach Chris O'Hara (2014-16) worked for the Jacksonville Jaguars when G Luke Bowanko (14-16) and Texans CB Aaron Colvin (14-17) played there. O'Hara served as Offensive Coaching Associate.

Defensive Quality Control Coach Cannon Matthews (2013) worked for the Cleveland Browns when Texans CB Johnson Bademosi (12-15) and QB Brandon Weeden (12-13) played there. Matthews served as a Defensive Coaching Intern.

QB Colt McCoy (10-12) played on the Browns with Texans CB Johnson Bademosi and QB Brandon Weeden.

Matthews (2014-15) worked for the Tennessee Titans when LB Zach Brown (12-15) and Texans DE Angelo Blackson (15-16) played on the team. Matthews served as Defensive Quality Control Coach.

Tight Ends Coach Wes Phillips (2007-13) worked with Texans Inside Linebackers Coach Bobby King (10) for the Dallas Cowboys. Phillips served as Quality Control/Offensive Assistant and King as Defensive Quality Control/Assistant Linebackers.

Assistant Offensive Line Coach Phil Rauscher (2015-17), RB Kapri Bibbs (14-16) and TE Vernon Davis (15) and Texans Assistant Strength and Conditioning Coach Mike Eubanks (12-17), Senior Director of Sports Performance Luke Richesson (12-17), Assistant Strength and Conditioning/Performance Therapist Billy Voltaire (15-17) and WR Demaryius Thomas (10-18) were all members of the Denver Broncos. Rauscher served as Offensive Assistant (15-16)/Assistant to the Head Coach (17), Eubanks as Assistant Strength and Conditioning Coach, Richesson as Head Strength and Conditioning Coach and Voltaire as Assistant Athletic Trainer/Physical Therapist.

Bibbs also played on the Broncos when Texans Assistant Strength and Conditioning Coach Jason George (12-14) worked there. George served as Assistant Strength and Conditioning Coach.

Defensive Line Coach Jim Tomsula (2007-15), TE Vernon Davis (06-15) and QB Alex Smith (05-12) and Texans Special Teams Coordinator Brad Seely (11-14) and Assistant Special Teams Coach Tracy Smith (12-14) were all members of the San Francisco 49ers. Tomsula served as Defensive Line Coach, Seely as Assistant Head Coach/Special Teams Coordinator and Smith as Special Teams Assistant.

OL Tony Bergstrom (2012-15), T Austin Howard (14-16) and DL Stacy McGee (13-16) played on the Oakland Raiders when Texans Special Teams Coordinator Brad Seely (15-17) and Assistant Special Teams Coach Tracy Smith (15-17) worked there. Seely served

NOTABLE REDSKINS/TEXANS CONNECTIONS

as Special Teams Coordinator and Smith as Assistant Special Teams Coach.

DL Caleb Brantley played with Texans WR Sammie Coates Jr. and LB John Keyes on the Cleveland Browns in 2017.

LB Zach Brown (2016) played on the Buffalo Bills when Texans Assistant Secondary Coach D'Anton Lynn (15-16) worked there. Lynn served as a Defensive Assistant.

WR Jehu Chesson (2017) and QB Alex Smith (13-17) played with Texans C/G Zach Fulton (14-17) on the Kansas City Chiefs.

G Jonathan Cooper (13-15), WR Michael Floyd (12-16), RB Adrian Peterson (17) and S D.J. Swearinger Sr. (15-16) all played with Texans S Tyrann Mathieu (13-17) on the Arizona Cardinals.

Peterson (2007-16) played with Texans QB Joe Webb III (10-13) on the Minnesota Vikings.

Peterson (2017) played with Texans G Senio Kelemete (14-17) on the New Orleans Saints.

K Dustin Hopkins (14) and T Ty Nsekhe (14) also played with Texans G Senio Kelemete on the Saints.

Swearinger Sr. played with Texans LB John Keyes on the Tampa Bay Buccaneers in 2015.

LB Mason Foster (2015) and LB Pernell McPhee (15-17) played on the Chicago Bears when Texans Assistant Strength and Conditioning Coach Jason George (15-18) worked there. George served as Head Strength and Conditioning Coach.

CB Josh Norman (12-15) played with Texans QB Joe Webb III (14-16) on the Carolina Panthers.

WR Brian Quick (2012-16) played with Texans Offensive/Special Teams Assistant Wes Welker (WR-Player, 15) on the St. Louis Rams.

LB Zach Vigil (2015-16) played on the Miami Dolphins when Texans Running Backs Coach Danny Barrett (16-17) and RB Lamar Miller (12-15) were members of the team. Barrett served as Running Backs Coach.

Notable College Connections:

Defensive Backs Coach Torrian Gray (DB-Player, 1992-96, 06-15) played and worked with Texans Secondary Coach Anthony Midget (CB-Player, 96-99, 07) at Virginia Tech. Gray served as Secondary Coach and Midget as a Graduate Assistant.

Offensive Quality Control Coach Chris O'Hara (2011-13) worked at Miami when Texans RB Lamar Miller (10-11) played there. O'Hara served as a Student Assistant.

Tight Ends Coach Wes Phillips (QB-Player, 1997-01, 04-05) played and worked with Texans Inside Linebackers Coach Bobby King (DL-Player, 98-00, 05) at UTEP. Phillips served as Quarterbacks Coach and King as Defensive Line Coach.

Phillips (2006) and Texans Bobby King (06-07) also worked together at Baylor. Phillips served as Quarterbacks Coach and King as a Graduate Assistant.

LB Zach Brown (2008-11) played with Texans Offensive Assistant/Offensive Line Coach Will Lawing (WR-Player, 04-08) at North Carolina.

TE Vernon Davis (2003-05) played at Maryland when Texans Head Coach Bill O'Brien (03-04) worked there. O'Brien served as Head Coach.

WR Michael Floyd (2008-11) played with Texans C Nick Martin (11-15) at Notre Dame.

LB Mason Foster (2007-10) played with Texans G Senio Kelemete (08-11) at Washington.

WR Maurice Harris (2012-15) played with Texans LB Brennan Scarlett (2011-14) at California.

DL Stacy McGee (2009-12) and P Tress Way (08-12) played with Texans CB Aaron Colvin (10-13) at Oklahoma.

CB Fabian Moreau (2012-16) played with Texans K Ka'imi Fairbairn (12-15) at UCLA.

S Montae Nicholson (2014-16) played with Texans DE Joel Heath (12-15) at Michigan State.

WR Brian Quick (2007-11) played with Texans T Kendall Lamm (11-14) at Appalachian State.

TE Jordan Reed (2009-12) played at Florida when Texans Defen-

sive Line Coach Anthony Weaver (10) worked there. Weaver served as a Graduate Assistant.

LB Preston Smith (2011-14) played with Texans LB Benardrick McKinney (12-14) at Mississippi State.

S D.J. Swearinger Sr. (2009-12) played with Texans DE/LB Jadeveon Clowney (11-13) at South Carolina.

GAME RELEASE

SERIES SUPERLATIVES

REDSKINS

PASSING

| | | |
|-------------|-----|------------------------------|
| Completions | 29 | Robert Griffin III, 09/07/14 |
| Attempts | 38 | Donovan McNabb, 09/19/10 |
| Yards | 426 | Donovan McNabb, 09/19/10 |
| TDs | 2 | Patrick Ramsey, 12/22/02 |

RUSHING

| | | |
|----------|-----|--|
| Attempts | 20 | Two Times Last Time: Ladell Betts and Kenny Watson, 12/22/02 |
| Yards | 124 | Ladell Betts, 09/24/06 |
| TDs | 2 | Two Times Last Time: Clinton Portis, 09/19/10 |

RECEIVING

| | | |
|------------|----|---|
| Receptions | 10 | Two Times Last Time: Pierre Garcon, 09/17/14 |
| Yards | 89 | Santana Moss, 09/19/10 |
| TDs | 1 | Four Times Last Time: Chris Cooley, 09/19/10 |

DEFENSE

| | | |
|---------------|---|---|
| Sacks | 2 | Bruce Smith, 12/22/02 |
| Interceptions | 1 | Three Times Last Time: Carlos Rogers, 09/19/10 |

TEXANS

PASSING

| | | |
|-------------|-----|-----------------------|
| Completions | 38 | Matt Schaub, 09/19/10 |
| Attempts | 52 | Matt Schaub, 09/19/10 |
| Yards | 497 | Matt Schaub, 09/19/10 |
| TDs | 3 | Matt Schaub, 09/19/10 |

RUSHING

| | | |
|----------|-----|------------------------|
| Attempts | 27 | Arian Foster, 09/07/14 |
| Yards | 103 | Arian Foster, 09/07/14 |
| TDs | 0 | None |

RECEIVING

| | | |
|------------|-----|---|
| Receptions | 12 | Andre Johnson, 09/19/10 |
| Yards | 158 | Andre Johnson, 09/19/10 |
| TDs | 1 | Six Times Last Time: DeAndre Hopkins, 09/07/14 |

DEFENSE

| | | |
|---------------|---|--------------------------|
| Sacks | 3 | Mario Williams, 09/19/10 |
| Interceptions | 0 | None |

CAREER STATS VS. TEXANS

Projected Offensive Starters

QB Alex Smith [three games]:

125-for-192, 1,358 yards, 10 TD, 3 INT

RB Adrian Peterson [three games]:

64 att., 251 yards 1 TD

RB Chris Thompson:

First career game vs. Texans

WR Jamison Crowder:

First career game vs. Texans

WR Maurice Harris:

First career game vs. Texans

WR Josh Doctson:

First career game vs. Texans

TE Jordan Reed [one game]:

1 rec., 4 yards

Projected Defensive Starters

[Stats according to STATS, INC.]

DE Jonathan Allen:

First career game vs. Texans

NT Daron Payne:

First career game vs. Texans

DE Matt Ioannidis:

First career game vs. Texans

LB Preston Smith:

First career game vs. Texans

LB Zach Brown [six games]:

42 tackles (28 solo), 0.5 sacks, 2 TFL, 2 PD, 1 FR

LB Mason Foster [one game]:

5 tackles (3 solo)

LB Ryan Kerrigan [one game]:

3 tackles (2 solo), 1 FF

CB Josh Norman [one game]:

5 tackles (4 solo), 2 PD, 1 TFL

CB Quinton Dunbar:

First career game vs. Texans

S Ha Ha Clinton-Dix [one game]:

7 tackles (6 solo)

S D.J. Swearinger, Sr. [one game]:

6 tackles (4 solo)

Stat lines reflect statistics from games played against opponent during the regular season

TALE OF THE TAPE

OFFENSE

REDSKINS

| | | |
|--------|-------------------------|--------|
| 176 | POINTS | 216 |
| 48 | Points in 1st Quarter | 47 |
| 61 | Points in 2nd Quarter | 56 |
| 16 | Points in 3rd Quarter | 44 |
| 51 | Points in 4th Quarter | 60 |
| 0 | Overtime | 9 |
| 17 | Offensive Touchdowns | 21 |
| 7 | Rushing TDs | 4 |
| 10 | Passing TDs | 17 |
| 1 | Return TDs | 2 |
| 17 | Field Goals | 19 |
| 3037 | Yards From Scrimmage | 3322 |
| 337.4 | Yards Per Game | 369.1 |
| 570 | Total Plays | 590 |
| 5.3 | Avg. Per Play | 5.6 |
| 9/4 | Fumbles/Lost | 11/4 |
| 3 | Had Intercepted | 7 |
| 46/121 | Third-down Conversions | 46/119 |
| 38.0 | Third-down Percentage | 38.7 |
| 7/12 | Fourth-down Conversions | 4/7 |
| 58.3 | Fourth-down Percentages | 57.1 |
| 64/624 | Penalties/Yards | 66/463 |
| 31:27 | Time of Possession Avg. | 29:50 |

PASSING

| | | |
|-------|--------------------------|-------|
| 301 | Pass Attempts | 286 |
| 193 | Pass Completions | 185 |
| 64.1 | Completion Percentage | 64.7 |
| 2045 | Passing Yards | 2389 |
| 227.2 | Avg. Yards/Game | 265.4 |
| 10 | Passing Touchdowns | 17 |
| 3 | Interceptions | 7 |
| 90.7 | Rating | 100.4 |
| 19 | Times Sacked | 30 |
| 9 | Completions of 25+ yards | 19 |

RUSHING

| | | |
|-------|---------------------|-------|
| 250 | Rush Attempts | 274 |
| 1091 | Rush Yards | 1082 |
| 4.36 | Yards Per Carry | 3.95 |
| 121.2 | Yards Per Game | 120.2 |
| 7 | Touchdowns | 4 |
| 60 | First Downs | 50 |
| 35 | Rushes of 10+ yards | 27 |

RECEIVING

| | | |
|-------|-------------------------|-------|
| 193 | Receptions | 185 |
| 2045 | Receiving yards | 2389 |
| 10.6 | Yards Per Catch | 12.9 |
| 227.2 | Yards Per Game | 265.4 |
| 10 | Touchdowns | 17 |
| 98 | First Downs | 115 |
| 9 | Receptions of 25+ yards | 19 |

DEFENSE

REDSKINS

| | | |
|--------|-------------------------|--------|
| 175 | POINTS | 184 |
| 20 | Points in 1st Quarter | 51 |
| 70 | Points in 2nd Quarter | 40 |
| 31 | Points in 3rd Quarter | 47 |
| 54 | Points in 4th Quarter | 43 |
| 0 | Overtime | 3 |
| 22 | Offensive Touchdowns | 19 |
| 7 | Rushing TDs | 3 |
| 15 | Passing TDs | 16 |
| 0 | Return TDs | 0 |
| 8 | Field Goals | 17 |
| 3249 | Yards From Scrimmage | 3027 |
| 361.0 | Yards Per Game | 336.3 |
| 559 | Total Plays | 587 |
| 5.8 | Avg. Per Play | 5.2 |
| 16/9 | Fumbles/Lost | 15/8 |
| 9 | Had Intercepted | 7 |
| 47/107 | Third-down Conversions | 54/134 |
| 43.9 | Third-down Percentage | 40.3 |
| 4/10 | Fourth-down Conversions | 6/9 |
| 40.0 | Fourth-down Percentages | 66.7 |
| 69/575 | Penalties/Yards | 61/515 |
| 28:33 | Time of Possession Avg. | 30:10 |

PASSING

| | | |
|-------|--------------------------|-------|
| 340 | Pass Attempts | 332 |
| 228 | Pass Completions | 215 |
| 67.1 | Completion Percentage | 64.8 |
| 2580 | Passing Yards | 2358 |
| 286.7 | Avg. Yards/Game | 262.0 |
| 15 | Passing Touchdowns | 16 |
| 9 | Interceptions | 7 |
| 93.3 | Rating | 92.9 |
| 25 | Times Sacked | 23 |
| 17 | Completions of 25+ yards | 15 |

RUSHING

| | | |
|------|---------------------|------|
| 194 | Rush Attempts | 232 |
| 818 | Rush Yards | 836 |
| 4.22 | Yards Per Carry | 3.6 |
| 90.9 | Yards Per Game | 92.9 |
| 7 | Touchdowns | 3 |
| 53 | First Downs | 44 |
| 22 | Rushes of 10+ yards | 20 |

RECEIVING

| | | |
|-------|-------------------------|-------|
| 228 | Receptions | 215 |
| 2580 | Receiving yards | 2358 |
| 11.3 | Yards Per Catch | 11.0 |
| 286.7 | Yards Per Game | 262.0 |
| 15 | Touchdowns | 16 |
| 121 | First Downs | 113 |
| 17 | Receptions of 25+ yards | 15 |

LAST MEETING

Texans 17, Redskins 6

Associated Press
Sept. 7, 2014

HOUSTON -- J.J. Watt stood to face the media Sunday after his first game since signing a six-year, \$100 million contract.

A reporter started his question with: "You know you don't have anything to prove," before Houston's star defender cut him off.

Houston's J.J. Watt signed a huge contract five days ago. On Sunday he made the Washington Redskins pay, writes Tania Ganguli.

Ryan Fitzpatrick threw a touchdown pass, rookie Alfred Blue blocked a punt and returned it for a touchdown and Watt lived up to his massive new contract to help the Texans to a 17-6 win over Washington.

The victory is Houston's first since last Sept. 15 and snaps a 14-game skid. The Texans led 7-6 after a 76-yard touchdown reception by DeAndre Hopkins in the second quarter. Blue blocked Washington's punt on the next drive, scooped it up and returned it five yards for a touchdown to push the lead to 14-6.

Watt signed his contract Monday and showed on Sunday that he isn't content to slow down after getting paid. He had two tackles for losses including a sack, blocked an extra point, recovered a fumble and swatted down a pass. He also was credited with five hurries of Robert Griffin III.

First overall pick Jadeveon Clowney had a tackle for a loss in the first half before leaving with a knee injury. It wasn't clear how Clowney was injured, but it happened late in the second quarter. O'Brien didn't provide much more information on Clowney's health after the game.

Griffin threw for 267 yards, but Washington was done in by two second-half fumbles. A 42-yard field goal by Randy Bullock in the fourth quarter was the only score of the second half in a game that featured the NFL head coaching debut for both Washington's Jay Gruden and O'Brien.

Both teams got off to a slow start offensively, gaining just one first down apiece and punting a combined seven times in the first quarter.

Washington took the lead when Darrel Young scored on a 1-yard run about six minutes before halftime, but Watt blocked the extra point attempt to make it 6-0. That score was set up by a 21-yard run by Alfred Morris.

It didn't take the Texans long to erase the deficit when Fitzpatrick found Hopkins wide open before he juked Bacarri Rambo to finish the 76-yard score. Rambo is filling in for Brandon Meriweather, who was suspended for the first two games for a helmet-to-helmet hit. Washington fumbled on consecutive plays in the third quarter. The first one came when Griffin bobbled a handoff to Morris, who dropped it before Watt pounced on it for the seventh recovery of his career.

The next error came when Griffin found Niles Paul, who had gotten in front of the defense, for a 48-yard pass. But D.J. Swearingin stripped the ball and Kendrick Lewis recovered it at the 9-yard line. A thunderstorm started brewing outside as that play unfolded and a loud clap of thunder boomed through the stadium as Lewis jumped on the ball.

The Texans didn't take advantage of either of the fumbles. They punted after the first one and Arian Foster lost a fumble to end a long drive by Houston following the second one. Washington was driving late when Watt knocked down a pass by Griffin on third down. They went for it on fourth down, but couldn't convert and the Texans ran out the clock.

Foster ran for 103 yards in his first action since offseason back surgery. Fitzpatrick had 206 yards passing in his first game with the Texans, who traded away last year's opening day starter Matt Schaub to Oakland in the offseason.

REDSKINS FALL AT TEXANS, 17-6

| | Redskins | Texans |
|--|----------|----------|
| TOTAL FIRST DOWNS | 20 | 16 |
| By Rushing | 7 | 5 |
| By Passing | 11 | 8 |
| By Penalty | 2 | 3 |
| THIRD DOWN EFFICIENCY | 3-12-25% | 7-14-50% |
| FOURTH DOWN EFFICIENCY | 0-1-0% | 0-0-0% |
| TOTAL NET YARDS | 372 | 321 |
| Total Offensive Plays (inc. times thrown passing) | 63 | 56 |
| Average gain per offensive play | 5.9 | 5.7 |
| NET YARDS RUSHING | 131 | 115 |
| Total Rushing Plays | 23 | 34 |
| Average gain per rushing play | 5.7 | 3.4 |
| Tackles for a loss-number and yards | 3-14 | 2-4 |
| NET YARDS PASSING | 241 | 206 |
| Times thrown - yards lost attempting to pass | 3-26 | 0-0 |
| Gross yards passing | 267 | 206 |
| PASS ATTEMPTS-COMPLETIONS-HAD INTERCEPTED | 37-29-0 | 22-14-0 |
| Avg gain per pass play (inc.# thrown passing) | 6.0 | 9.4 |
| KICKOFFS Number-In End Zone-Touchbacks | 2-2-1 | 4-4-2 |
| PUNTS Number and Average | 6-41.0 | 6-51.0 |
| Had Blocked | 1 | 0 |
| FGs - PATs Had Blocked | 0-1 | 0-0 |
| Net Punting Average | 36.3 | 38.3 |
| TOTAL RETURN YARDAGE (Not Including Kickoffs) | 36 | 28 |
| No. and Yards Punt Returns | 2-36 | 4-28 |
| No. and Yards Kickoff Returns | 2-56 | 1-27 |
| No. and Yards Interception Returns | 0-0 | 0-0 |
| PENALTIES Number and Yards | 7-71 | 6-45 |
| FUMBLES Number and Lost | 3-2 | 2-1 |
| TOUCHDOWNS | 1 | 2 |
| Rushing | 1 | 0 |
| Passing | 0 | 1 |
| Other (Blocked Kicks, etc.) | 0 | 1 |
| EXTRA POINTS Made-Attempts | 0-1 | 2-2 |
| Kicking Made-Attempts | 0-1 | 2-2 |
| FIELD GOALS Made-Attempts | 0-0 | 1-1 |
| RED ZONE EFFICIENCY | 1-2-50% | 0-2-0% |
| GOAL TO GO EFFICIENCY | 1-2-50% | 0-0-0% |
| SAFETIES | 0 | 0 |
| FINAL SCORE | 6 | 17 |
| TIME OF POSSESSION | 30:54 | 29:06 |



GAME RELEASE

2018 NFL STANDINGS AND RANKINGS

NATIONAL FOOTBALL CONFERENCE

East Division

| Team | W | L | T | Pct | Conf | Div | Streak |
|-----------------|----------|----------|----------|-------------|--------------|--------------|--------------|
| Redskins | 6 | 3 | 0 | .667 | 6-2-0 | 2-0-0 | Won 1 |
| Cowboys | 4 | 5 | 0 | .444 | 3-3-0 | 2-1-0 | Won 1 |
| Eagles | 4 | 5 | 0 | .444 | 2-4-0 | 1-1-0 | Lost 1 |
| Giants | 2 | 7 | 0 | .222 | 1-6-0 | 0-3-0 | Won 1 |

North Division

| Team | W | L | T | Pct | Conf | Div | Streak |
|---------|---|---|---|------|-------|-------|--------|
| Bears | 6 | 3 | 0 | .667 | 4-1-0 | 1-1-0 | Won 3 |
| Vikings | 5 | 3 | 1 | .611 | 4-2-1 | 1-0-1 | Won 1 |
| Packers | 4 | 4 | 1 | .500 | 2-3-1 | 1-1-1 | Won 1 |
| Lions | 3 | 6 | 0 | .333 | 1-5-0 | 1-2-0 | Lost 3 |

South Division

| Team | W | L | T | Pct | Conf | Div | Streak |
|------------|---|---|---|------|-------|-------|--------|
| Saints | 8 | 1 | 0 | .889 | 5-1-0 | 1-1-0 | Won 8 |
| Panthers | 6 | 3 | 0 | .667 | 4-2-0 | 1-1-0 | Lost 1 |
| Falcons | 4 | 5 | 0 | .444 | 4-2-0 | 2-1-0 | Lost 1 |
| Buccaneers | 3 | 6 | 0 | .333 | 2-4-0 | 1-2-0 | Lost 3 |

West Division

| Team | W | L | T | Pct | Conf | Div | Streak |
|-----------|---|---|---|------|-------|-------|--------|
| Rams | 9 | 1 | 0 | .900 | 6-1-0 | 4-0-0 | Won 1 |
| Seahawks | 4 | 5 | 0 | .444 | 3-3-0 | 1-2-0 | Lost 2 |
| Cardinals | 2 | 7 | 0 | .222 | 2-5-0 | 2-2-0 | Lost 1 |
| 49ers | 2 | 8 | 0 | .200 | 1-6-0 | 0-3-0 | Lost 1 |

AMERICAN FOOTBALL CONFERENCE

East Division

| Team | W | L | T | Pct | Conf | Div | Streak |
|----------|---|---|---|------|-------|-------|--------|
| Patriots | 7 | 3 | 0 | .700 | 5-2-0 | 2-0-0 | Lost 1 |
| Dolphins | 5 | 5 | 0 | .500 | 4-3-0 | 2-1-0 | Lost 1 |
| Bills | 3 | 7 | 0 | .300 | 2-5-0 | 1-1-0 | Won 1 |
| Jets | 3 | 7 | 0 | .300 | 2-5-0 | 0-3-0 | Lost 4 |

North Division

| Team | W | L | T | Pct | Conf | Div | Streak |
|----------|---|---|---|------|-------|-------|--------|
| Steelers | 6 | 2 | 1 | .722 | 3-2-1 | 3-1-1 | Won 5 |
| Bengals | 5 | 4 | 0 | .556 | 3-2-0 | 1-1-0 | Lost 1 |
| Ravens | 4 | 5 | 0 | .444 | 4-3-0 | 1-3-0 | Lost 3 |
| Browns | 3 | 6 | 1 | .350 | 2-4-1 | 1-1-1 | Won 1 |

South Division

| Team | W | L | T | Pct | Conf | Div | Streak |
|---------|---|---|---|------|-------|-------|--------|
| Texans | 6 | 3 | 0 | .667 | 5-2-0 | 2-1-0 | Won 6 |
| Titans | 5 | 4 | 0 | .556 | 3-4-0 | 2-0-0 | Won 2 |
| Colts | 4 | 5 | 0 | .444 | 3-4-0 | 1-1-0 | Won 3 |
| Jaguars | 3 | 6 | 0 | .333 | 2-4-0 | 0-3-0 | Lost 5 |

West Division

| Team | W | L | T | Pct | Conf | Div | Streak |
|----------|---|---|---|------|-------|-------|--------|
| Chiefs | 9 | 1 | 0 | .900 | 7-1-0 | 3-0-0 | Won 4 |
| Chargers | 7 | 2 | 0 | .778 | 5-1-0 | 2-1-0 | Won 6 |
| Broncos | 3 | 6 | 0 | .333 | 1-5-0 | 1-2-0 | Lost 2 |
| Raiders | 1 | 8 | 0 | .111 | 1-5-0 | 0-3-0 | Lost 5 |

REDSKINS 2018 SEASON RANKINGS

| OFFENSE | No. | Rank (NFL/NFC) |
|------------------------|--------|----------------|
| Yards / Game | 337.4 | 26/14 |
| Yards / Play | 5.33 | 26/15 |
| Rushing Yards / Game | 121.2 | 10/7 |
| Rushing Yards / Play | 4.36 | 14/7 |
| Passing Yards / Game | 216.2 | 25/13 |
| Passing Yards / Play | 6.08 | 24/13 |
| Interception Rate | 1.00% | 4/4 |
| Sacks / Pass Attempt | 6.31% | 13/5 |
| First Downs / Game | 19.6 | 23/13 |
| 3rd Down Pct | 38.02% | 21/12 |
| 4th Down Pct | 58.33% | 15t/9t |
| Red Zone Pct | 52.00% | 23/12 |
| Goal to Go% | 76.92% | 11t/5t |
| Avg Time of Possession | 31:27 | 3/3 |
| Points / Game | 19.6 | 27/15 |

| DEFENSE | No. | Rank (NFL/NFC) |
|---------------------------|--------|----------------|
| Yards / Game | 361.0 | 17/10 |
| Yards / Play | 5.81 | 22/10 |
| Rushing Yards / Game | 90.9 | 5/4 |
| Rushing Yards / Play | 4.22 | 14/6 |
| Passing Yards / Game | 270.1 | 25/13 |
| Passing Yards / Play | 6.66 | 22/10 |
| Interception Rate | 2.65% | 13/5 |
| Sacks / Pass Attempt | 7.35% | 16/9 |
| First Downs / Game | 20.9 | 19/9 |
| 3rd Down Pct | 43.93% | 28/14 |
| 4th Down Pct | 40.00% | 3t/2 |
| Red Zone Pct | 50.00% | 7t/5 |
| Goal to Go% | 78.57% | 23/11 |
| Points / Game | 19.4 | 4t/2t |
| Point Differential / Game | 0.1 | 18/10 |
| Yard Differential / Game | -23.6 | 24/15 |

| SPECIAL TEAMS | No. | Rank (NFL/NFC) |
|----------------------|--------|----------------|
| Field Goals Made | 89.47% | 11/6 |
| Punt Return Avg | 5.7 | 26/11 |
| Kickoff Return Avg | 17.3 | 31/15 |
| Punt Coverage Avg | 6.8 | 9/4 |
| Kickoff Coverage Avg | 22.5 | 14/7 |

ALL-TIME WINS

The Redskins have the fifth-most victories in NFL history, including both regular season and postseason play.

| Franchise (Founded) | Total Wins |
|--------------------------------------|------------|
| 1. Green Bay Packers (1921) | 775 |
| 2. Chicago Bears (1920) | 772 |
| 3. New York Giants (1925) | 713 |
| 4. Pittsburgh Steelers (1933)* | 656 |
| 5. Washington Redskins (1932) | 622 |

** Does not include victories by 1943 combined "Phil-Pitt Steagles" team*

SKINFORMATION

PRONUNCIATION GUIDE

PLAYER PRONUNCIATION GUIDE

| | |
|---------------------|-------------------------|
| Luke Bowanko | bo-WAIN-koh |
| Geron Christian Sr. | JARE-en |
| Josh Doctson | DOCK-sun |
| Jehu Chesson | jay-EWE |
| Deshazor Everett | de-SHAY-zor |
| Shaun Dion Hamilton | Shawn DEE-on |
| Matt Ioannidis | eye-an-NYE-dis |
| Shawn Lauvao | luh-VOW |
| Ty Nsekhe | en-SECK-he |
| Daron Payne | duh-RON |
| Samaje Perine | sah-MAH-jay / PEE-rhine |
| Chase Roullier | ROO-lee-ay |
| D.J. Swearinger Sr. | SWEAR-in-jurr |

RESERVE LISTS

| | |
|-----------------|---------------------------|
| Arie Kouandjio | r-REE / kwan-JOE |
| Manasseh Garner | muh-NESS-uh |
| Derrius Guice | GICE (rhymes with 'Dice') |

COACHING STAFF PRONUNCIATION GUIDE

| | |
|-----------------|-----------------|
| Ben Kotwica | cot-WEE-kuh |
| Kavan Latham | kuh-VON |
| Greg Manusky | man-US-key |
| Jim Tomsula | tom-SOO-luh |
| Kirk Olivadotti | olive-AH-dottie |

ROSTER SUPERLATIVES

As of Nov. 5:

| | |
|-----------------------|----------------------------|
| Tallest Player..... | Ty Nsekhe (6'8") |
| Shortest Player | Chris Thompson (5'8") |
| Average Height..... | 6' 0" |
| Heaviest Player | Morgan Moses (335 lbs.) |
| Lightest Player | Jamison Crowder (177 lbs.) |
| Average Weight..... | 245.6 lbs |
| Oldest Player..... | Vernon Davis (34) |
| Youngest Player | Tim Settle (21) |
| Average Age | 23.1 years |

A NOTE ON NAMES

Please include suffixes for the names of safety D.J. Swearinger Sr., and offensive tackle Geron Christian Sr. in first references when possible.


COACH MEDIA AVAILABILITY NOTES

On a typical game week, Head Coach Jay Gruden will address media at 2 p.m. on Monday and following practice on Wednesday, Thursday and Friday.

On such weeks, Defensive Coordinator Greg Manusky will address media after practice on Thursday. Offensive Coordinator Matt Cavanaugh will address media following practice on Friday.

Media availability sessions will take place in the Media Interview Room at Inova Sports Performance Center at Redskins Park in Loudon County.

2018 MEDIA GUIDE INFORMATION



A digital edition of the 2018 Washington Redskins Media Guide is available for download by directing your browser to <http://redskins.1stroundmediagroup.com>.

The bookmarked PDF includes:

- » Bios for executives, coaches, players and other team personnel
- » Rosters and pronunciation guides
- » 2017 recap information
- » Team history and records
- » Information on Redskins facilities and events
- » 2018 media policies and guidelines

The guide is in PDF format and can be viewed with Adobe Acrobat Reader, which can be downloaded for free at get.adobe.com/reader. Furthermore, updated weekly information will be made available throughout the season on the team's online medial portal.

2018 DRAFT RECAP

TEAM DRAFT NOTES

» Dating back to 2011, the Redskins have now selected at least seven players in eight consecutive drafts for the first time since the league adopted the seven-round format in 1994.

» Including their 10 selections in the 2017 NFL Draft, the Redskins have now selected eight or more players in back-to-back drafts for only the third time since the NFL adopted the seven-round format in 1994, including instances in 2011-12, 2014-15 and 2017-18.

» The Redskins made two trades during the draft. On Day 2, the Redskins sent the Nos. 44 and 142 overall picks to the San Francisco 49ers for the Nos. 59 and 74 overall selections. On Day 3, the team traded the Nos. 205 and 231 picks to the Los Angeles Rams for the Nos. 197 and 256 selections.

» Of the Redskins' eight selections, seven were made with picks acquired by trade, including draft-day trades with San Francisco (RB Derrius Guice and T Geron Christian) and the Los Angeles Rams (LB Shaun Dion Hamilton and WR Trey Quinn), an offseason trade with Denver (S Troy Apke and DL Tim Settle) and a 2017 preseason trade with the Rams (CB Greg Stroman).

» The Redskins' seven selections with picks acquired by trades are the team's most since 2011 (eight). The only player selected by Washington with one of the team's original picks was DL Daron Payne with the No. 13 overall selection.

» The Redskins have selected at least four players with picks acquired via trade in each of the last five drafts. It is the team's longest such stretch since a five-draft span from 1985-89.

» The Redskins selected two pairs of college teammates in the same draft for the first time since 2012.

» The Redskins have now selected at least one pair of college teammates in six of the last eight drafts (Nebraska's Roy Helu Jr., DeJon Gomes and Niles Paul in 2011; SMU's Josh LeRibeus and Richard Crawford and Iowa's Adam Gettis and Jordan Bernstine in 2012; Florida State's Chris Thompson and Brandon Jenkins in 2013; Arkansas' Martrell Spaight and Tevin Mitchell in 2015; Alabama's Jonathan Allen and Ryan Anderson in 2017; Alabama's Daron Payne and Shaun Dion Hamilton and Virginia Tech's Tim Settle and Greg Stroman in 2018).

» The 2018 NFL Draft marks the sixth time the Redskins have selected a pair of teammates out of Alabama (1941, 1948, 1951, 1962 and 2017).

» The 2018 NFL Draft marks the first time the Redskins have selected a pair of teammates out of Virginia Tech.

» The Redskins have now selected a pair of college teammates from the same school in back-to-back years for the first time since

1964-65, when the team selected a pair of teammates from Arizona State in both drafts. In those drafts, the Redskins selected Pro Football Hall of Fame HB/WR Charley Taylor and G John Seedborg from Arizona State in 1964, and then added legendary TE Jerry Smith and HB Dave Estrada from the same university in 1965.

» With four selections from the University of Alabama across the 2017-18 drafts, the Redskins selected at least four players from a single school in a two-year span for the first time since selecting T Mark Doak (No. 147 overall), DB Ardell Johnson (No. 277) and G Dennis Pavelka (No. 412) from Nebraska in 1975 and selecting Nebraska DE Dean Gissler (No. 308) in 1976.

» The Redskins made multiple picks in the seventh round for the third consecutive year, marking the team's first three-year stretch with multiple seventh-round picks since selecting at least two players in that round in each of the 2010-12 NFL Drafts.

» The Redskins selected five defensive players and have now picked at least five defensive players in consecutive drafts for the first time since 1989-90, when the draft consisted of 12 rounds.

» The Redskins have now selected at least one defensive lineman in each of the last three drafts (Matt Ioannidis in 2016, Jonathan Allen in 2017 and Daron Payne and Tim Settle in 2018). It marks the first time the team has taken a defensive lineman in three straight drafts since selecting one in each of the 2000-02 drafts, when all three selections were taken in sixth round or later (Del Cowsette in 2000, Mario Mondis in 2001 and Greg Scott in 2002).

» The last time the Redskins took a defensive lineman in the fifth round or earlier in three consecutive drafts was from 1991-93 (Bobby Wilson in 1991, Shane Collins in 1992 and Sterling Palmer in 1993).

» All eight of the Redskins' draft picks played their collegiate careers in the Football Bowl Subdivision, marking the sixth straight year the team's entire draft class had played at the FBS level. The last Redskins draft pick to play in the Football Championship Subdivision was South Dakota's Tom Compton (2012).

» Seven of the eight members of the Redskins' draft class played at schools in "Power Five" conferences.

» The Redskins selected three players from the Southeastern Conference, three players from the Atlantic Coast Conference, and one player each from the Big Ten and American Athletic Conferences. The SEC leads all conferences with 14 of the Redskins' 43 selections since 2014, followed by the ACC with 10 selections.

DL DARON PAYNE (RD. 1, NO. 13)

» Payne was the 467th selection made by the Redskins in the Common Draft era (since 1967) and the 29th first-round selection in that time frame. He is the 60th first-round selection by the Redskins all-time since the institution of the draft in 1936.

» Payne's selection marks the second straight year in which the Redskins have selected a defensive player with their first selection of the draft (DL Jonathan Allen in 2017). The last time the Redskins selected defensive players with their first selection in consecutive drafts was in the 2013-14 drafts, in which the team selected CB David Amerson and LB Trent Murphy, respectively (both in the second round).

» With the first-round selections of Allen and Payne across the 2017-18 drafts, the Redskins have now selected a defensive player in the first round of consecutive drafts for the first time since 2004 (S Sean Taylor) and 2005 (CB Carlos Rogers).

» The selections of Payne and Allen – both University of Alabama products – in the first round of back-to-back years marks the first time the Redskins have selected players from the same school in the first round of consecutive drafts in the Common Draft era. It is the second such occurrence in the team's full draft history, including the selections of Oklahoma's George Thomas and Leon Heath in the 1950 and 1951 drafts, respectively.

» Payne and Allen became the first set of college teammates



2018 DRAFT RECAP (CONT.)

from the same position group selected by the same NFL franchise in consecutive first rounds since the San Francisco 49ers took Oregon defensive linemen Arik Armstead and DeForest Buckner in the 2015-16 drafts, respectively.

» Payne is the 10th defensive player selected by the Redskins in the first round since 1999, joining CB Champ Bailey (1999), LB LaVar Arrington (2000), S Sean Taylor (2004), CB Carlos Rogers (2005), S LaRon Landry (2007), DE/LB Brian Orakpo (2009), LB Ryan Kerrigan (2011) and DL Jonathan Allen (2017). Nine of the 10 defensive players selected by the Redskins in the first round in that time frame have earned at least one Pro Bowl selection during their career. The lone exception – Allen – was limited to five games by a season-ending Lisfranc injury as a rookie last year.

» Payne's selection marks the sixth time in the Common Draft era that the Redskins have selected a defensive lineman in the first round, joining Jonathan Allen (2017), Ryan Kerrigan (2011), Brian Orakpo (2009, transitioned to linebacker in 2010), Kenard Lang (1997) and Bobby Wilson (1991). The Redskins also selected Tracy Rocker (1989, third round), Markus Koch (1986, second round), Bob Slater (1984, second round), Duncan McColl (1977, fourth round) and Bill Brundige (1970, second round) with the team's first selections of each of the drafts listed.

» With the selections of Payne and Allen, the Redskins have now used first-round selections on defensive linemen in consecutive drafts for the first time in the Common Draft era.

» Payne is the 24th player from the University of Alabama selected by the Redskins all-time, joining B Riley Smith (1936), B Charley Holm (1939), E Sandy Sanford (1940), T Fred Davis (1941), G Ed Hickerson (1941), G Tony Leon (1943), B Bobby Jenkins (1945), T Fay Mills (1946), B Harry Gilmer (1948), B Lowell Tew (1948), T Dick Flowers (1949), E Ed White (1950), B Eddie Salem (1951), C Elliot Speed (1951), B Billy Hicks (1956), T Billy Neighbors (1962), E Tommy Brooker (1962), DB Steve Higginbotham (1972), DT Thomas Rayam (1990), T Chris Samuels (2000), G Arie Kouandjio (2015), DL Jonathan Allen (2017) and LB Ryan Anderson (2017).

» Payne's selection at No. 13 marks the fifth-highest the Redskins have selected a player from the University of Alabama, trailing B Harry Gilmer (No. 1 in 1948), B Riley Smith (No. 2 in 1936), T Chris Samuels (No. 3 in 2000) and B Lowell Tew (No. 4 in 1948).

» Payne is the eighth Southeastern Conference product selected by the Redskins in the first round in the Common Draft era. The Redskins have now selected an SEC product in the first round of consecutive drafts for the first time since 1999 (Georgia CB Champ Bailey) and 2000 (Alabama T Chris Samuels).

» Payne becomes the third player selected by the Redskins all-time with the No. 13 overall pick, joining FB Ray McDonald (1967) and DE/LB Brian Orakpo (2009).

RB DERRIUS GUICE (RD. 2, NO. 59)

» Guice was the 468th selection made by the Redskins in the Common Draft era (since 1967) and the 38th second-round selection in that time frame. He is the 56th second-round selection by the Redskins all-time since the institution of the draft in 1936.

» Guice became the first offensive player selected by the Redskins in the second round since the team selected three offensive players in the second round of the 2008 NFL Draft.

» Prior to Guice's selection, the Redskins had selected a defensive player with their last six second-round picks, including the selections of LB Ryan Anderson (2017), S Su'a Cravens (2016), LB Preston Smith (2015), LB Trent Murphy (2014), CB David Amerson (2013) and DL Jarvis Jenkins (2011). (Note: The team did not make a second-round selection in 2012.) The six consecutive second-round picks on defensive players prior to Guice represented the longest stretch used by the Redskins on one side of the ball in the second round in the Common Draft era.

» Guice becomes the first running back selected by the Redskins in the second round since the team drafted Iowa's Ladell Bet-

ts with the No. 56 overall pick in 2002.

» Dating back to 2011, the Redskins have now selected a running back in eight consecutive drafts, the team's longest stretch since taking a running back in nine consecutive years across the 1983-91 drafts, which each consisted of 12 rounds.

» Guice is the 12th LSU product selected by the Redskins all-time, joining E Charlie Webb (1946), B Red Knight (1947), E Charlie Webb (1947), B Dan Sandifer (1948), T Ray Potter (1952), B Vince Gonzales (1956), E Billy Shoemake (1959), RB Bob Brunet (1968), TE Robert Royal (2002), S LaRon Landry (2007) and LB Perry Riley (2010).

» Guice becomes the first LSU product selected by the Redskins in the second round in franchise history. His selection marks the fourth-highest the Redskins have selected a player from LSU, trailing S LaRon Landry's selection at No. 6 overall in 2007, B Red Knight's selection at No. 17 overall in 1947 and B Dan Sandifer's selection at No. 28 overall in 1948.

» Including the selections DL Jonathan Allen and LB Ryan Anderson in 2017 and the selections of DL Da'Ron Payne and Guice in 2018, the Redskins have selected four players from the Southeastern Conference with their four most-recent first- and second-round picks. It marks the first time the Redskins have taken four players from the same conference with four consecutive first- or second-round picks in the Common Draft era.

» Guice becomes the sixth player selected by the Redskins all-time with the No. 59 overall pick, joining T Roy Young (1938), T Bob Hendren (1946), T Hank Harris (1947), B Gary Lowe (1956) and FB Jim Snowden (1964).

» Guice was selected with a pick acquired by the Redskins in a draft day trade in which the Redskins sent the Nos. 44 and 142 overall picks to San Francisco in exchange for the Nos. 59 and 75 overall selections. It marked the Redskins first selection using an acquired pick in the 2018 NFL Draft. The No. 59 overall selection originally belonged to the New Orleans Saints, who traded the pick to San Francisco during the 2017 NFL Draft for the right to select 2017 Offensive Rookie of the Year Alvin Kamara.

T GERON CHRISTIAN (RD. 3, NO. 74)

» Christian was the 469th selection made by the Redskins in the Common Draft era (since 1967) and the 35th third-round selection in that time frame. He is the 65th third-round selection by the Redskins all-time since the institution of the draft in 1936.

» Christian became the first offensive lineman selected by the Redskins in the third round since the team selected two linemen – T Morgan Moses and G/C Spencer Long – in the third round of the 2014 NFL Draft. Those two players combined to appear in 96 regular season games with 80 starts for the Redskins across the 2014-17 campaigns.

» Christian became the ninth offensive lineman selected by the Redskins in the first three rounds since 2000. Three of the offensive linemen selected in that timespan (Chris Samuels in 2000, Trent Williams in 2010 and Brandon Scherff in 2015) have combined for 14 career Pro Bowl appearances.

» Christian is the fifth player from Louisville selected by the Redskins all-time, joining T Ron Petty (1961), TE Jamie Asher (1995), LB Robert McCune (2005) and LB Josh Harvey-Clemons (2017).

» With Christian's selection in 2018 and the seventh-round selection of LB Josh Harvey-Clemons in 2017, the Redskins have now selected a Louisville product in consecutive drafts for the first time in team history.

» Christian became the first Louisville product selected by the Redskins in the third round in franchise history. His selection at No. 74 marks the highest the Redskins have selected a player from Louisville, surpassing TE Jamie Asher's No. 137 overall selection in the 1995 NFL Draft.

2018 DRAFT RECAP (CONT.)

» Christian became the fourth player selected by the Redskins all-time with the No. 74 overall pick, joining G Marcel Saunders (1936), E Russ Brown (1964) and G Paul Siever (1992).

DB TROY APKE (RD. 4, NO. 109)

» Apke was the 470th selection made by the Redskins in the Common Draft era (since 1967) and the 34th fourth-round selection in that time frame. He is the 49th fourth-round selection by the Redskins all-time since the institution of the draft in 1936.

» Apke's selection with the No. 109 overall pick marks the highest the Redskins have selected a safety since selecting LaRon Landry with the No. 6 overall pick in the 2007 NFL Draft. (Note: Su'a Cravens was initially selected as a linebacker with the No. 53 overall pick in 2016).

» Apke became the second safety selected by the Redskins in the fourth round in the past two years after the team selected Montae Nicholson with the No. 123 overall pick in the 2017 NFL Draft. Apke and Nicholson are both natives of Allegheny County, Pennsylvania, as Apke played his high school career at Mt. Lebanon High School and Nicholson completed his prep career at Gateway High School, approximately 25 miles away.

» The 2017-18 drafts mark the Redskins' first time selecting the same position in the fourth round in back-to-back years since selecting linebackers Shawn Barber and Nate Stimson in the fourth round of the 1998 and 1999 NFL Drafts, respectively.

» Apke was the 22nd Penn State product selected by the Redskins all-time, joining G Johnny Jaffurs (1943), B Joe Colone (1947), B Don Bailey (1955), E Jack Faris (1958), QB Richie Lucas (1960), T Andy Stynchula (1960), G Earl Kohlhaas (1960), B Jim Kerr (1961), E Bob Mitinger (1962), B Ton Urbanik (1964), DB Paul Johnson (1970), LB James Kates (1970), LB Rich Milot (1979), LB Larry Kubin (1981), LB Andre Collins (1990), G Paul Siever (1992), WR Terry Smith (1992), C Greg Huntington (1993), T Andre Johnson (1996), LB LaVar Arrington (2000) and RB Evan Royster (2011).

» Penn State's 22 all-time selections by the Redskins are the fourth-most of any program, trailing Notre Dame (34), USC (30) and Alabama (24). Their 12 selections by the Redskins in the Common Draft era are tied with Nebraska for the most in that timeframe.

» Apke became the first defensive player from Penn State selected by the Redskins since selecting three-time Pro Bowl linebacker LaVar Arrington with the No. 2 overall pick in the 2000 NFL Draft.

» Apke becomes the sixth player selected by the Redskins all-time with the No. 109 overall pick, joining G Henry Bartos (1938), T Monte Moncrief (1946), RB Jamie Morris (1988), DB Rico Labbe (1990) and QB Sage Rosenfels (2001).

DL TIM SETTLE (RD. 5, NO. 163)

» Settle was the 471st selection made by the Redskins in the Common Draft era (since 1967) and the 49th fifth-round selection in that time frame. He is the 74th fifth-round selection by the Redskins all-time since the institution of the draft in 1936.

» Settle was the second defensive lineman selected by the Redskins in the fifth round in the past three drafts. The team selected DL Matt Ioannidis with the No. 152 overall pick in the 2016 NFL Draft.

» With the selection of Settle and the first-round selection of DL Da'Ron Payne, the Redskins have now selected two defensive linemen in the same draft for the first time since selecting Anthony Montgomery and Kedric Golston in the 2006 NFL Draft.

» Settle played his prep career at Stonewall Jackson H.S. in Manassas, Va., approximately 25 miles from team headquarters in Ashburn, Va. Including the selection of Stone Bridge H.S.'s Jonathan Allen last year, the Redskins have now selected players from the Northern Virginia metro area in back-to-back drafts.

» Settle was the seventh Virginia Tech product selected by the

Redskins all-time, joining C Buzz Nutter (1953), E Tom Petty (1955), TE Ken Barefoot (1968), T Derek Smith (1999), DB Kyshoen Jarrett (2015) and CB Kendall Fuller (2016).

» Settle became the third Virginia Tech product selected by the Redskins in the last four drafts, with all three picks coming on the defensive side of the ball.

» Settle became the fourth player selected by the Redskins all-time with the No. 163 overall pick, joining T Doug Conaway (1952), TE Danzell Lee (1985) and DE Dexter Nottage (1994).

LB SHAUN DION HAMILTON (RD. 6, 197)

» Hamilton was the 472nd selection made by the Redskins in the Common Draft era (since 1967) and the 57th sixth-round selection in that time frame. He is the 83rd sixth-round selection by the Redskins all-time since the institution of the draft in 1936.

» Hamilton was the second linebacker from Alabama selected by the Redskins in the last two drafts, joining LB Ryan Anderson (No. 49 overall in 2017). Including the selections of DL Jonathan Allen and DL Da'Ron Payne in the 2017 and 2018 drafts, respectively, the Redskins have now selected a defensive lineman and linebacker from Alabama in back-to-back drafts.

» Hamilton was the 25th player from the University of Alabama selected by the Redskins all-time, joining B Riley Smith (1936), B Charley Holm (1939), E Sandy Sanford (1940), T Fred Davis (1941), G Ed Hickerson (1941), G Tony Leon (1943), B Bobby Jenkins (1945), T Fay Mills (1946), B Harry Gilmer (1948), B Lowell Tew (1948), T Dick Flowers (1949), E Ed White (1950), B Eddie Salem (1951), C Elliot Speed (1951), B Billy Hicks (1956), T Billy Neighbors (1962), E Tommy Brooker (1962), DB Steve Higginbotham (1972), DT Thomas Rayam (1990), T Chris Samuels (2000), G Arie Kouandjio (2015), DL Jonathan Allen (2017), LB Ryan Anderson (2017) and DL Da'Ron Payne (2018).

» Alabama's 25 all-time selections by the Redskins are third-most from any school in franchise history, trailing only Notre Dame (34) and USC (30).

» Hamilton becomes the third player selected by the Redskins all-time with the No. 197 overall pick, joining T Len Vella (1962) and QB Gus Frerotte (1994).

DB GREG STROMAN (RD. 7, NO. 241)

» Stroman was the 473rd selection made by the Redskins in the Common Draft era (since 1967) and the 62nd seventh-round selection in that time frame. He is the 93rd seventh-round selection by the Redskins all-time since the institution of the draft in 1936.

» Stroman was the eighth Virginia Tech product selected by the Redskins all-time, joining C Buzz Nutter (1953), E Tom Petty (1955), TE Ken Barefoot (1968), T Derek Smith (1999), DB Kyshoen Jarrett (2015), CB Kendall Fuller (2016) and DL Tim Settle (2018).

» With Stroman's selection, the Redskins selected teammates from Virginia Tech in a single draft for the first time in team history.

» In addition to playing collegiately with fifth-round pick Tim Settle, Stroman played his prep career with Settle at Stonewall Jackson H.S. in Manassas, Va., approximately 25 miles from team headquarters in Ashburn, Va.

» Stroman was the third Virginia Tech defensive back selected by the Redskins in the last four drafts, joining the selections of DB Kyshoen Jarrett (2015) and CB Kendall Fuller (2016).

» The Redskins have now selected a cornerback in the seventh round in back-to-back years, including the selection of Joshua Holsey in 2017.

» Stroman becomes the third player selected by the Redskins all-time with the No. 241 overall pick, joining T George Tolford (1961) and WR Lawrence McCullough (1980).

GAME RELEASE

2018 DRAFT RECAP (CONT.)

WR TREY QUINN (RD. 7, NO. 256)

» Quinn was the 474th selection made by the Redskins in the Common Draft era (since 1967) and the 63rd seventh-round selection in that time frame. He is the 94th seventh-round selection by the Redskins all-time since the institution of the draft in 1936.

» Quinn was selected with the final pick of the 2018 NFL Draft, a selection now known as “Mr. Irrelevant.” The nomenclature began in 1976, and is part of “Irrelevant Week,” described thusly by the organizers’ website: “Over the past 40 years, Irrelevant Week has become a much-anticipated and beloved celebration honoring football’s underdog, while also making charitable contributions to the community. Through Irrelevant Week, the organization has donated more than \$1 million to charities over the past three decades. Previous beneficiaries include the American Cancer Society, Big Brothers Big Sisters, Goodwill Industries, YMCA, Special Olympics, Habitat for Humanity, NFL Alumni, and the American Red Cross, among others.”

» Quinn was the second member of the Redskins to be tabbed as Mr. Irrelevant since its inception in 1976, joining Nebraska C Matt Elliott (1992). The Redskins also selected G Bo Bogovich with the last pick of the 1943 NFL Draft prior to the adoption of the pick’s nickname in 1976.

» Quinn was the eighth SMU product selected by the Redskins all-time, joining T Sid Halliday (1945), E Gabby Martin (1945), C Dick Hightower (1952), E Ben White (1952), WR Aldrick Robinson (2011), G Josh LeRibeus (2012) and CB Richard Crawford (2012).

» The Redskins selected a total of four SMU products from 1936-2010, including two selections from the school in each of the 1945 and 1952 NFL Drafts. Including Quinn, the Redskins have now selected four SMU products in the last eight drafts since 2011.

» Quinn became the second player selected by the Redskins all-time with the No. 256 overall pick, joining G Ed Pucci (1953).



Photo: Nina Kylie

2018 SUPPLEMENTAL DRAFT RECAP

CB ADONIS ALEXANDER (RD. 6)

» Alexander was the fifth selection made by the Redskins from the Supplemental Draft (since 1977) and the first sixth-round selection in that time frame.

» Including the NFL Draft and Supplemental Draft, Alexander was the ninth Virginia Tech product selected by the Redskins all-time, joining C Buzz Nutter (1953), E Tom Petty (1955), TE Ken Barefoot (1968), T Derek Smith (1999), DB Kyshoen Jarrett (2015), CB Kendall Fuller (2016), DL Tim Settle (2018) and CB Greg Stroman (2018).

» With Alexander’s selection, the Redskins selected teammates from Virginia Tech in a single draft year for the first time in team history.

» Including combined picks in the NFL Draft and Supplemental Draft, Alexander was the fourth Virginia Tech defensive back selected joining the selections of DB Kyshoen Jarrett (2015), CB Kendall Fuller (2016), Greg Stroman (2018) from the NFL Draft.

» The Redskins have now selected a cornerback for the first time in the Supplemental Draft. Alexander becomes the second player from the college ranks and second defensive player selected joining DE Jeremy Jarmon (2009).

» With the selection of Alexander in the Supplemental Draft and the selection of his Virginia Tech teammates DL Tim Settle and CB Greg Stroman in the NFL Draft, the Redskins have now selected at least three players from the same school for the 12th time since 1936. The last time the Redskins selected three college teammates in the same draft was 2011 when Washington selected RB Roy Helu, S DeJon Gomes and WR Niles Paul from Nebraska with consecutive picks in the NFL Draft.

» With the selection of Alexander in the Supplemental Draft and the selection of his Virginia Tech teammates DL Tim Settle and CB Greg Stroman in the NFL Draft, marks the first time that all three players picked in the same draft year played on the same defensive unit in college before becoming eligible for either draft.

REDSKINS SUPPLEMENTAL DRAFT HISTORY

| Year | Rd. (Pick) | Name | | College/Team |
|------|------------|------------------|----|--------------------|
| 1984 | 1 (27) | Tony Zendejas | K | L.A. Express |
| 1984 | 2 (55) | Gary Clark | WR | Jacksonville Bulls |
| 1984 | 3 (83) | Clarence Verdin | WR | Houston Gamblers |
| 2009 | 3 | Jeremy Jarmon | DE | Kentucky |
| 2018 | 6 | Adonis Alexander | CB | Virginia Tech |

The 1984 Redskins supplemental draft gave the team the rights to the players who had been eligible to be drafted but were not because they were under contract with teams in the United States Football League or the Canadian Football League.



Gary Clark

GAME RELEASE

TRENDING

BEND DON'T BREAK

The Washington Redskins have been one of the best units in the league in points per game allowed this season. They rank tied for fourth in the NFL and second in the NFC.

POINTS PER GAME ALLOWED (2018):

| Team | Points/G |
|--------------------------------|-------------|
| 1. Tennessee Titans | 16.8 |
| 2. Baltimore Ravens | 17.8 |
| 3. Dallas Cowboys | 19.0 |
| 4t. Washington Redskins | 19.4 |
| 4t. Chicago Bears | 19.4 |
| 6. Philadelphia Eagles | 20.3 |
| 7. Houston Texans | 20.4 |
| 8. Los Angeles Chargers | 20.7 |
| 9. Seattle Seahawks | 21.3 |
| 10. Jacksonville Jaguars | 22.1 |

RUN STUFFERS

The Redskins have made a conscious effort to improve their defensive line through the NFL Draft. In the past two seasons, Washington has used their first round pick on interior defensive linemen and it is paying dividends. Jonathan Allen (No. 17 overall in 2017) and Daron Payne (No. 13 overall in 2018) spearhead a defensive line that has been dominant against the run this season. Washington currently ranks fifth in the NFL in rushing yards per game.

RUSHING YARDS PER GAME ALLOWED (2018):

| Team | Rush Yds/G |
|-------------------------------|-------------|
| 1. New Orleans Saints | 80.1 |
| 2. Chicago Bears | 84.0 |
| 3. Minnesota Vikings | 88.9 |
| 4. Philadelphia Eagles | 90.8 |
| 5. Washington Redskins | 90.9 |

Washington has held some of the best running backs in the league well below their averages this season. Against the six running backs who registered 1,000-plus scrimmage yards in their last full season and the one rookie who currently has 1,000-plus scrimmage yards this season, Washington has held five below their season averages in rushing and scrimmage yards. The table below highlights the four running backs averages this season excluding the Washington game and compares it to their game against Washington.

| Player | Rush Avg/Scrim Avg.* |
|---------------------|----------------------|
| David Johnson | 56.9/89.6 |
| Alvin Kamara | 65.3/122.5 |
| Christian McCaffrey | 69.9/119 |
| Ezekiel Elliot | 99.8/131.4 |
| Saquon Barkley | 68.5/125.6 |

| Player | Rush Yards/Scrim Yards^ |
|---------------------|-------------------------|
| David Johnson | 37/67 |
| Alvin Kamara | 24/29 |
| Christian McCaffrey | 20/66 |
| Ezekiel Elliot | 33/42 |
| Saquon Barkley | 38/111 |

*Denotes players averages in all games in 2018 excluding their matchup vs. Washington

^Denotes the players totals against Washington in 2018

WINNING THE TURNOVER MARGIN

Through Week 10, the Redskins defense has forced 18 turnovers, the fourth best mark in the NFL and second best mark in the NFC. On the opposite side of the ball, QB Alex Smith has done a tremendous job of protecting the football and the Redskins have only turned the ball over seven times in nine games. Their plus 11 turnover differential is the third best mark in the NFL and second best in the NFC.

MOST TAKEAWAYS (2018):

| Team | INT | FR | Total |
|-------------------------------|----------|----------|-----------|
| 1. Cleveland Browns | 13 | 12 | 25 |
| 2. Chicago Bears | 16 | 8 | 24 |
| 3. Miami Dolphins | 15 | 4 | 19 |
| 4. Washington Redskins | 9 | 9 | 18 |
| 5t. Indianapolis Colts | 9 | 8 | 17 |
| 5t. New England Patriots | 11 | 6 | 17 |

BEST TURNOVER DIFFERENTIAL (2018):

| Team | Takeaways | Giveaways | Diff |
|-------------------------------|-----------|-----------|------------|
| 1. Chicago Bears | 24 | 11 | +13 |
| 2. Cleveland Browns | 25 | 13 | +12 |
| 3. Washington Redskins | 18 | 7 | +11 |
| 4t. Los Angeles Rams | 15 | 7 | +8 |
| 4t. Seattle Seahawks | 16 | 8 | +8 |

FORCING THE ISSUE AT FEDEXFIELD

Washington has won three of their first five games at FedExField this season. The defense has set an early trend by forcing fumbles at home. Through five home games this season, Washington has forced six fumbles at home, which currently ranks tied for No. 4 in the league.

FORCED FUMBLES AT HOME (2018):

| Team | FF |
|--------------------------------|----------|
| 1. Chicago Bears | 8 |
| 2t. Cleveland Browns | 7 |
| 2t. Kansas City Chiefs | 7 |
| 4t. Washington Redskins | 6 |
| 4t. Buffalo Bills | 6 |
| 4t. New York Jets | 6 |

Overall on the season, the Redskins have forced 12 fumbles, which is fourth in the league this season. CBs Josh Norman and Fabian Moreau as well as S DJ Swearinger have forced two fumbles each and DL Matt Ioannidis, Daron Payne, LBs Ryan Kerrigan, Zach Brown and Shaun Dion Hamilton and CB Greg Stroman have each forced one fumble so far this season.

FORCED FUMBLES (2018):

| Team | FF |
|-------------------------------|-----------|
| 1. Buffalo Bills | 15 |
| 2. Chicago Bears | 14 |
| 3. Cleveland Browns | 13 |
| 4. Washington Redskins | 12 |
| 5t. Houston Texans | 10 |
| 5t. Arizona Cardinals | 10 |
| 5t. Houston Texans | 10 |
| 5t. Indianapolis Colts | 10 |
| 5t. New York Jets | 10 |

GAME RELEASE

TRENDING

5,000-YARD SEASONS

In Week 16 of the 2017 season, the Redskins reached 5,000 yards of offense for a 13th consecutive season. The Redskins are one of only five NFL teams with an active streak of 13 or more 5,000-yard seasons.

CONSECUTIVE 5,000-YARD SEASONS (ACTIVE NFL STREAKS):

| Team (Years) | Seasons |
|---|-----------|
| 1. New Orleans Saints (2000-17) | 18 |
| 2t. New England Patriots (2002-17) | 16 |
| 2t. Philadelphia Eagles (2002-17) | 16 |
| 4. Dallas Cowboys (2003-17) | 15 |
| 5. Washington Redskins (2005-17) | 13 |

AVERAGE YARDS AFTER CATCH

The Redskins' passing offense has flourished in recent seasons by getting the ball to their playmakers with space to create after the catch. The Redskins rank top 10 in the NFL in average yards after catch since 2017.

AVERAGE YARDS AFTER CATCH SINCE 2017:

| Team | YAC/Rec |
|--------------------------------|------------|
| 1. Los Angeles Rams | 6.6 |
| 2. Kansas City Chiefs | 6.5 |
| 3t. Pittsburgh Steelers | 6.1 |
| 3t. Los Angeles Chargers | 6.1 |
| 5. Jacksonville Jaguars | 6.0 |
| 6. New Orleans Saints | 5.9 |
| 7t. San Francisco 49ers | 5.8 |
| 7t. Green Bay Packers | 5.8 |
| 9. Detroit Lions | 5.7 |
| 10. Washington Redskins | 5.6 |

Of Washington's 4,093 passing yards in 2017, 52.3 percent came following catches, the third-highest percentage in the NFL.

PCT. OF PASSING YARDS GAINED AFTER THE CATCH (2017):

| Team | Pass Yds. | YAC | Pct. |
|-------------------------------|--------------|--------------|-------------|
| 1. New Orleans Saints | 4,334 | 2,359 | 54.4 |
| 2. Green Bay Packers | 3,532 | 1,909 | 54.0 |
| 3. Washington Redskins | 4,093 | 2,140 | 52.3 |
| 4. Jacksonville Jaguars | 3,716 | 1,932 | 52.0 |
| 5. Cincinnati Bengals | 3,386 | 1,758 | 51.9 |

TOGETHER AGAIN: 11 TO 85 FOR 6

Quarterback Alex Smith and tight end Vernon Davis were teammates in San Francisco from 2006-2012 connecting on 30 touchdowns. The last time the duo connected for a score before the 2018 season was on Sept. 23, 2012 at Minnesota.

With the reunion, Davis and Smith once again are ranked among the top active NFL quarterback-tight end combinations in touchdowns. Davis and Smith connected on a 22 yard touchdown against Carolina in Week 6 to increase their touchdown combination to 31, ranking fourth among active quarterback-tight end combinations.

MOST TOUCHDOWNS - ACTIVE QB-TE COMBINATIONS

| Quarterback/Tight End | TDs |
|-----------------------------------|-----------|
| 1. Philip Rivers/Antonio Gates | 88 |
| 2. Tom Brady/Rob Gronkowski | 76 |
| 3. Cam Newton/Greg Olsen | 34 |
| 4. Alex Smith/Vernon Davis | 31 |
| 5. Andy Dalton/Tyler Eifert | 20 |

SACK STREAK

Prior to a sack-free game vs. Minnesota in Week 10, the Redskins had recorded a sack in 32 consecutive regular season games across the 2015-17 seasons. Prior to its end, the streak ranked as the longest active streak in the NFL.

The 32-game streak across that stretch ranked as the second-longest streak by the Redskins since the NFL adopted sacks as an official statistic in 1982.

CONSECUTIVE GAMES WITH A SACK (REDSKINS, REGULAR SEASON GAMES SINCE 1982):

| Streak Start/End | Games |
|------------------------------------|-----------|
| 1. Week 2 (1984) – Week 14 (1987) | 60 |
| 2. Week 10 (2015) – Week 9 (2017) | 32 |
| 3. Week 15 (2008) – Week 12 (2010) | 30 |
| 4. Week 1 (1982) – Week 16 (1983) | 25 |
| 5. Week 15 (1995) – Week 5 (1997) | 23 |
| Week 11 (2017) - Present | 16 |

TURNOVERS TRENDING

The Redskins defense has forced a turnover in 13 consecutive games dating back to last season. The Redskins currently have the longest active streak in the NFL.

The longest streak in franchise history was during a 79-game span from Oct. 1, 1950 - Dec. 2, 1956 in which the Redskins forced a turnover in consecutive games.

CONSECUTIVE GAMES FORCING A TURNOVER (ACTIVE STREAKS):

| Team | Streak Start | Games |
|-------------------------------|-----------------------|-----------|
| 1. Washington Redskins | Week 14 (2017) | 13 |
| 2. Cleveland Browns | Week 17 (2017) | 11 |
| 3. Indianapolis Colts | Week 17 (2017) | 10 |
| 4. Los Angeles Chargers | Week 2 (2018) | 8 |
| 5. Kansas City Chiefs | Week 4 (2018) | 7 |

LIMITING LONG RUNS

This season the Redskins defense has proven to be one of the most dominant units in the league against the run. A huge part of their success has been limiting big plays on the ground. Washington has allowed the fifth fewest 10+ yard runs and is one of two teams in the league this season to not allow a run over 20 or more yards.

FEWEST 10+ YARD RUNS ALLOWED (2018):

| Team | 10+ Allowed |
|-------------------------------|-------------|
| 1. Chicago Bears | 15 |
| 2t. Minnesota Vikings | 18 |
| 2t. New Orleans Saints | 18 |
| 4. Houston Texans | 20 |
| 5. Washington Redskins | 22 |

FEWEST 20+ YARD RUNS ALLOWED (2018):

| Team | 20+ Allowed |
|--------------------------------|-------------|
| 1t. Washington Redskins | 0 |
| 1t. Arizona Cardinals | 0 |
| 3t. Chicago Bears | 2 |
| 3t. Houston Texans | 2 |
| 3t. Tennessee Titans | 2 |

GAME RELEASE

TRENDING

STRENGTH OF SCHEDULE

The Redskins have the 13th-toughest strength of schedule in 2018 in the NFC as measured by the combined winning percentage of opponents. Washington's strength of schedule is the second-toughest in the NFC East behind the New York Giants.

2018 STRENGTH OF SCHEDULE AMONG NFC TEAMS

| Team | Opp. Win Pct. (Wins) |
|---------------------------------|----------------------|
| 1. Green Bay Packers | .539 (138) |
| 2t. New Orleans | .535 (137) |
| 2t. Detroit Lions | .535 (137) |
| 4. Tampa Bay Buccaneers | .531 (136) |
| 5t. Los Angeles Rams | .523 (134) |
| 5t. Seattle Seahawks | .523 (134) |
| 7t. New York Giants* | .520 (133) |
| 7t. Minnesota Vikings | .520 (133) |
| 7t. Chicago Bears | .520 (133) |
| 7t. Arizona Cardinals | .520 (133) |
| 11. Carolina Panthers | .512 (131) |
| 12. Atlanta Falcons | .509 (130) |
| 13. Washington Redskins* | .504 (129) |
| 14t. San Francisco 49ers | .500 (128) |
| 14t. Dallas Cowboys* | .500 (128) |
| 16. Philadelphia Eagles* | .492 (126) |

*Members of the NFC East

400-YARD GAMES

Since the 2015 season, the Redskins have reached 400 yards in 18 games which is tied for ninth in the NFL in that time frame.

400-YARD GAMES (NFL SINCE 2015)

| Team | Games |
|--------------------------------|-----------|
| 1. New Orleans Saints | 27 |
| 2. New England Patriots | 25 |
| 3t. Pittsburgh Steelers | 23 |
| 3t. Atlanta Falcons | 23 |
| 5t. Philadelphia Eagles | 20 |
| 5t. Tampa Bay Buccaneers | 20 |
| 7t. Kansas City Chiefs | 19 |
| 7t. Dallas Cowboys | 19 |
| 9t. Washington Redskins | 18 |
| 9t. Detroit Lions | 18 |
| 9t. Jacksonville Jaguars | 18 |
| 9t. Los Angeles Chargers | 18 |

PASS PROTECTION

When healthy, the Redskins have received stout pass protection since hiring Offensive Line Coach Bill Callahan prior to the 2015 season.

SACKS ALLOWED SINCE 2015:

| Team | Sacks All. |
|-------------------------------|------------|
| 1. New Orleans Saints | 88 |
| 2. Pittsburgh Steelers | 90 |
| 3. Baltimore Ravens | 101 |
| 4. Oakland Raiders | 104 |
| 5. Los Angeles Chargers | 107 |
| 6. Washington Redskins | 110 |
| 7. New England Patriots | 113 |
| 8. Los Angeles Rams | 114 |
| 9. New York Giants | 115 |
| 10. Atlanta Falcons | 117 |

DIVISION PARITY

Parity has been a topic de jour in recent years, and the league-wide trends provide the evidence. Each year since the 12-team playoff format was adopted in 1990, at least four teams have qualified for the playoffs after missing the postseason the year before. Through 2017, the NFC East and the AFC West are the only divisions to have all four teams earn at least one division title since 2011.

DIVISION CHAMPIONS, 2011-17

NFC EAST

| | |
|-------------|----------------------------|
| 2017 | Philadelphia Eagles |
| 2016 | Dallas Cowboys |
| 2015 | Washington Redskins |
| 2014 | Dallas Cowboys |
| 2013 | Philadelphia Eagles |
| 2012 | Washington Redskins |
| 2011 | New York Giants |

AFC EAST

| | |
|------|----------------------|
| 2017 | New England Patriots |
| 2016 | New England Patriots |
| 2015 | New England Patriots |
| 2014 | New England Patriots |
| 2013 | New England Patriots |
| 2012 | New England Patriots |
| 2011 | New England Patriots |

NFC NORTH

| | |
|------|-------------------|
| 2017 | Minnesota Vikings |
| 2016 | Green Bay Packers |
| 2015 | Minnesota Vikings |
| 2014 | Green Bay Packers |
| 2013 | Green Bay Packers |
| 2012 | Green Bay Packers |
| 2011 | Green Bay Packers |

AFC NORTH

| | |
|------|---------------------|
| 2017 | Pittsburgh Steelers |
| 2016 | Pittsburgh Steelers |
| 2015 | Cincinnati Bengals |
| 2014 | Pittsburgh Steelers |
| 2013 | Cincinnati Bengals |
| 2012 | Baltimore Ravens |
| 2011 | Baltimore Ravens |

NFC SOUTH

| | |
|------|--------------------|
| 2017 | New Orleans Saints |
| 2016 | Atlanta Falcons |
| 2015 | Carolina Panthers |
| 2014 | Carolina Panthers |
| 2013 | Carolina Panthers |
| 2012 | Atlanta Falcons |
| 2011 | New Orleans Saints |

AFC SOUTH

| | |
|------|----------------------|
| 2017 | Jacksonville Jaguars |
| 2016 | Houston Texans |
| 2015 | Houston Texans |
| 2014 | Indianapolis Colts |
| 2013 | Indianapolis Colts |
| 2012 | Houston Texans |
| 2011 | Houston Texans |

NFC WEST

| | |
|------|---------------------|
| 2017 | Los Angeles Rams |
| 2016 | Seattle Seahawks |
| 2015 | Arizona Cardinals |
| 2014 | Seattle Seahawks |
| 2013 | Seattle Seahawks |
| 2012 | San Francisco 49ers |
| 2011 | San Francisco 49ers |

AFC WEST

| | |
|------|--------------------|
| 2017 | Kansas City Chiefs |
| 2016 | Kansas City Chiefs |
| 2015 | Denver Broncos |
| 2014 | Denver Broncos |
| 2013 | Denver Broncos |
| 2012 | Denver Broncos |
| 2011 | Denver Broncos |

13 YEARS, NO NFC EAST REPEATS

No division has been more hotly contested in this era than the NFC East, as the 2017 season marked the division's 13th consecutive campaign without a repeat champion, easily the league's longest stretch. No other division has gone more than three years since their last repeat champion.

SEASONS SINCE HAVING A REPEAT CHAMPION (DIVISIONS THROUGH 2017)

| Division | Years | Last Repeat Champion |
|-----------------|-----------|--------------------------------------|
| NFC East | 13 | Philadelphia Eagles (2003-04) |
| NFC North | 3 | Green Bay Packers (2011-14) |
| NFC West | 3 | Seattle Seahawks (2013-14) |
| NFC South | 2 | Carolina Panthers (2013-15) |
| AFC South | 1 | Houston Texans (2015-16) |
| AFC East | 0 | New England Patriots (2009-17) |
| AFC North | 0 | Pittsburgh Steelers (2016-17) |
| AFC West | 0 | Kansas City Chiefs (2016-17) |

TRENDING

STARTING STRONG

Since 2017, the Redskins have ranked top 10 in the league in scoring drive on first offensive possessions.

POINTS ON FIRST OFFENSIVE POSSESSION (NFL, SINCE 2017):

| Team | TD | FG | Points |
|--------------------------------|----------|----------|-----------|
| 1. New Orleans Saints | 11 | 6 | 84 |
| 2. Kansas City Chiefs | 10 | 7 | 81 |
| 3. Los Angeles Rams | 9 | 7 | 75 |
| 4. New England Patriots | 10 | 4 | 72 |
| 5. Atlanta Falcons | 7 | 7 | 63 |
| 6. Green Bay Packers | 9 | 3 | 63 |
| 7. Minnesota Vikings | 9 | 2 | 60 |
| 8t. Washington Redskins | 7 | 4 | 54 |
| 8t. Pittsburgh Steelers | 7 | 4 | 54 |
| 9. Philadelphia Eagles | 8 | 1 | 51 |
| 10t. Jacksonville Jaguars | 5 | 6 | 48 |

Conversely, the Redskins' defense surrendered only 17 points on teams' opening drives in 2017. In Week 10, the Redskins allowed a touchdown on Minnesota's opening drive, snapping a streak of seven straight games without allowing any opening-possession points, the team's longest since the final seven games of the 2007 season. Prior to the drive, Washington had not surrendered any opening-drive points to opponents since allowing an opening drive touchdown in Week 1.

Through nine games in 2018, Washington has allowed 21 points on opening drives

Below is a breakdown of how opponents fared against Washington on their opening possessions in 2017 by game. The Redskins rank tied for second in the NFL in number of scoring drives allowed on opponents' first possessions (five).

OPPONENTS' FIRST OFFENSIVE POSSESSIONS (2017):

| Game | Plays | Net Yds | Time | Result |
|-------------------|-------|---------|------|--------------|
| vs. Philadelphia | 3 | 56 | 1:07 | Touchdown |
| at LA Rams | 6 | 21 | 2:53 | Punt |
| vs. Oakland | 2 | 3 | 0:48 | Interception |
| at Kansas City | 3 | -7 | 1:26 | Punt |
| vs. San Francisco | 5 | 24 | 2:23 | Punt |
| at Philadelphia | 3 | -21 | 2:39 | Interception |
| vs. Dallas | 1 | 4 | 0:08 | Fumble |
| at Seattle | 3 | -6 | 2:00 | Punt |
| vs. Minnesota | 5 | 75 | 2:39 | Touchdown |
| at New Orleans | 3 | -6 | 1:09 | Interception |
| vs. NY Giants | 3 | 6 | 1:39 | Punt |
| at Dallas | 3 | 4 | 1:36 | Punt |
| at LA Chargers | 10 | 60 | 5:07 | Field Goal |
| vs. Arizona | 3 | -7 | 0:47 | Fumble |
| vs. Denver | 3 | 9 | 1:53 | Punt |
| at NY Giants | 2 | 75 | 0:17 | Touchdown |

OPPONENTS' FIRST OFFENSIVE POSSESSIONS (2018):

| Game | Plays | Net Yds | Time | Result |
|------------------|-------|---------|------|--------------|
| at Arizona | 8 | 38 | 4:47 | Punt |
| vs. Indianapolis | 11 | 75 | 5:35 | Touchdown |
| vs. Green Bay | 5 | 11 | 2:11 | Punt |
| at New Orleans | 6 | 64 | 3:13 | Touchdown |
| vs. Carolina | 5 | 22 | 3:25 | Punt |
| vs. Dallas | 3 | 4 | 1:28 | Punt |
| at NY Giants | 6 | 21 | 3:28 | Punt |
| vs. Atlanta | 7 | 81 | 3:04 | Touchdown |
| at Tampa Bay | 8 | 56 | 4:30 | Interception |

FLIGHT MARSHALS

In 2016, the Redskins made a major splash in their secondary, adding free agent Josh Norman to the group. A year later, the unit found additional leadership in both the coaching and player ranks.

In January of 2017, the Redskins named Torrian Gray as the team's Defensive Backs Coach after he spent the previous 11 seasons producing NFL defensive backs at Virginia Tech (2006-15) and Florida (2016). Two months later, the Redskins signed safety D.J. Swearingen on the first day of unrestricted free agency. Swearingen's swagger and Gray's emphasis on technique brought new life to a unit that has dubbed itself the "Flight Marshals."

"We control everything in the air, man," Swearingen told The Washington Post. "Like we say, man, we're going to get on this flight, it's going to be a long flight, we're going to keep everybody in their seat belts and we're going to keep the red light on. The wide receivers, you gotta stay in your seat belt."

The unit's signature celebration was on display against the 49ers in Week 6. After a game-sealing interception with three seconds remaining, Swearingen and his Flight Marshal teammates mimed a security screening/frisking.

No matter the nickname, Swearingen's impact has been immediately felt by Redskins coaches and players. He was named the team's defensive captain prior to ever stepping foot on the field for the Redskins in a regular season game. It was proof that Swearingen's teammates believed he could back up his reputation for trash talk with a reputation for stellar play.

"It's one thing being a vocal guy, but you have to back it up with production and sound play and know what you are talking about. I've had guys before that are talkers that don't know what they are doing, but he brings both," Head Coach Jay Gruden said. "He brings an edge to him that rubs off on people."

While Swearingen and Norman — former high school teammates in Greenwood, S.C. — account for most of the spotlight and the volume among the group, the Redskins had a number of young players make important contributions in the secondary in 2017. Receiver-convert Quinton Dunbar was called upon to start in place of an injured Norman and registered a couple of critical passes defended in a win over San Francisco in Week 6. Rookie safety Montae Nicholson announced his presence in a big way in Week 3, intercepting Raiders quarterback Derek Carr on the game's first possession and later leveling and knocking wide receiver Michael Crabtree out of the game with a legal hit.



ALEX SMITH

The Washington Redskins ignited the NFL offseason talks after acquiring Alex Smith via trade with the Kansas City Chiefs on March 14, 2018.

Smith made his Redskins regular season debut at Arizona and led the team to a 24-6 victory at State Farm Stadium in Glendale, Ariz. He finished the game 21-for-30 with 255 yards and two touchdowns. Smith's passer rating of 118.1 ranks eighth all-time in Redskins history in Week 1 matchups and is the fourth best passer rating among Redskins quarterbacks making their first start with the team.

"Yeah, he did a great job, both on schedule and off schedule. That's kind of the MO of his career," said Gruden. "He does a great job of managing the game, keeping us out of negative down and distance and negative plays. He does a great job of extending plays from time to time also, so couldn't be more excited about his performance and moving forward, I think there's a lot to build on there."

Smith picked up his first home win as a Redskin in Week 3 after

"...we came up with Alex Smith, but we had to find a way to get it done. And it wasn't easy because there were a few teams in it that wanted Alex Smith. He chose us and he chose us for a reason. It's because who we are, the legacy of the Washington Redskins, the history of the Washington Redskins."

- Senior Vice President of Player Personnel Doug Williams

leading the offense and helping to score 31 points en route to a 31-17 win over the Green Bay Packers. Smith finished the game 12-for-20 with 220 yards, two touchdown passes and one interception. He picked up his second head-to-head win over fellow 2005 NFL Draft pick Aaron Rodgers and moved to 2-2 all-time against the Cal product.

In the Redskins Week 6 win over the Carolina Panthers, Smith finished the game 21-for-36 for 163 yards, two touchdowns and no interceptions. Smith's 1.2 interception percentage is tied for the fifth best mark in the NFL this season.

The Redskins picked up back-to-back wins over NFC East opponents, defeating the Dallas Cowboys, 20-17, at FedExField in Week 7 and the NY Giants, 20-13, at MetLife Stadium in Week 8. Smith did not commit a turnover in either game and finished a combined 34-for-57 with 356 yards and two touchdowns.

Smith led Washington to its sixth win of the season, 16-3, over Tampa Bay in Week 10. He finished 19-of-27 with 178 yards and one touchdown. Through nine games he only has three interceptions.

BEST INTERCEPTION PERCENTAGE IN 2018

Alex Smith is fourth in the NFL in interception percentage in 2018. He has continued to display one of the trends of his career, protecting the football by limiting turnovers.

| Player | Attempts | INT | INT % |
|----------------------|------------|----------|------------|
| 1t. Aaron Rodgers | 355 | 1 | 0.3 |
| 1t. Drew Brees | 304 | 1 | 0.3 |
| 3. Matt Ryan | 353 | 3 | 0.8 |
| 4. Alex Smith | 301 | 3 | 1.0 |
| 5. Carson Wentz | 269 | 3 | 1.1 |
| 6. Kirk Cousins | 363 | 5 | 1.4 |
| 7. Philip Rivers | 272 | 4 | 1.5 |
| 8. Joe Flacco | 379 | 6 | 1.6 |
| 9t. Cam Newton | 292 | 5 | 1.7 |
| 9t. Eli Manning | 346 | 6 | 1.7 |



ACTIVE NFL QB CAREER LEADERBOARD

PASSING TOUCHDOWNS

| Player | Seasons | TD |
|------------------------|----------------------|------------|
| 1. Drew Brees | 2001-2018(18) | 509 |
| 2. Tom Brady | 2000-2018(19) | 505 |
| 3. Philip Rivers | 2004-2018(15) | 363 |
| 4t. Eli Manning | 2004-2018(15) | 350 |
| 4t. Ben Roethlisberger | 2004-2018(15) | 350 |
| 6. Aaron Rodgers | 2005-2018(14) | 330 |
| 7. Matt Ryan | 2008-2018(11) | 281 |
| 8. Matthew Stafford | 2009-2018(10) | 232 |
| 9. Joe Flacco | 2008-2018(11) | 212 |
| 10. Alex Smith | 2005-2018(12) | 193 |

PASS COMPLETIONS

| Player | Seasons | Comp. |
|-----------------------|----------------------|--------------|
| 1. Drew Brees | 2001-2018(18) | 6,457 |
| 2. Tom Brady | 2000-2018(19) | 5,871 |
| 3. Eli Manning | 2004-2018(15) | 4,658 |
| 4. Ben Roethlisberger | 2004-2018(15) | 4,408 |
| 5. Philip Rivers | 2004-2018(15) | 4,354 |
| 6. Matt Ryan | 2008-2018(11) | 3,881 |
| 7. Joe Flacco | 2008-2018(11) | 3,499 |
| 8. Aaron Rodgers | 2005-2018(14) | 3,405 |
| 9. Matthew Stafford | 2009-2017(10) | 3,226 |
| 10. Alex Smith | 2005-2018(13) | 3,070 |

PASSING YARDS

| Player | Seasons | Yards |
|-----------------------|----------------------|---------------|
| 1. Drew Brees | 2001-2018(18) | 73,046 |
| 2. Tom Brady | 2000-2018(19) | 68,907 |
| 3. Eli Manning | 2004-2018(15) | 54,247 |
| 4. Ben Roethlisberger | 2004-2018(15) | 53,953 |
| 5. Philip Rivers | 2004-2018(15) | 52,807 |
| 6. Matt Ryan | 2008-2018(11) | 44,811 |
| 7. Aaron Rodgers | 2005-2018(14) | 41,243 |
| 8. Joe Flacco | 2008-2018(11) | 38,245 |
| 9. Matthew Stafford | 2009-2017(9) | 37,134 |
| 10. Alex Smith | 2005-2018(13) | 33,933 |

Season ranges listed do not include years in which a player did not appear in game action

GAME RELEASE

ALEX SMITH

NO. 1 OVERALL DRAFT PICKS UNDER CENTER

Alex Smith is the fourth No. 1 overall selection to play for the Redskins at the quarterback position and the first since Jeff George in 2000. Among active quarterbacks who were selected No. 1 overall, Smith ranks top five in completions, completion percentage, passing yards, touchdowns and passer rating.

MOST COMPLETIONS

| Player | Comp. |
|----------------------|--------------|
| 1. Eli Manning | 4,658 |
| 2. Matthew Stafford | 3,226 |
| 3. Alex Smith | 3,070 |
| 4. Cam Newton | 2,201 |
| 5. Andrew Luck | 1,816 |

HIGHEST COMPLETION PERCENTAGE

| Player | Comp. Pct. |
|----------------------|-------------|
| 1. Alex Smith | 62.5 |
| 2. Matthew Stafford | 62.3 |
| 3. Jameis Winston | 61.2 |
| 4. Eli Manning | 60.2 |
| 5. Andrew Luck | 60.1 |

MOST PASSING YARDS

| Player | Passing Yards |
|----------------------|---------------|
| 1. Eli Manning | 54,247 |
| 2. Matthew Stafford | 37,134 |
| 3. Alex Smith | 33,933 |
| 4. Cam Newton | 27,160 |
| 5. Andrew Luck | 21,550 |

MOST PASSING TOUCHDOWNS

| Player | Passing TDs |
|----------------------|-------------|
| 1. Eli Manning | 350 |
| 2. Matthew Stafford | 232 |
| 3. Alex Smith | 193 |
| 4. Cam Newton | 175 |
| 5. Andrew Luck | 158 |

HIGHEST PASSER RATING

| Player | Rating |
|----------------------|-------------|
| 1. Matthew Stafford | 88.7 |
| 2. Andrew Luck | 88.6 |
| 3. Alex Smith | 87.6 |
| 4. Cam Newton | 86.6 |
| 5. Jameis Winston | 86.1 |



SINGLE-SEASON CAREER WATCH

Alex Smith is coming off of the best statistical season of his career in 2017. Smith set career highs in completions [341], passing yards [4,042], touchdown passes [26] and passer rating [104.7].

PASS COMPLETIONS [SINGLE SEASON]

| Season | Comp |
|---------|------|
| 1. 2017 | 341 |
| 2. 2016 | 328 |
| 3. 2013 | 308 |
| 4. 2015 | 307 |
| 5. 2014 | 303 |

PASSING YARDS [SINGLE SEASON]

| Season | Yards |
|---------|-------|
| 1. 2017 | 4,042 |
| 2. 2016 | 3,502 |
| 3. 2015 | 3,486 |
| 4. 2013 | 3,313 |
| 5. 2014 | 3,265 |

PASSING TOUCHDOWNS [SINGLE SEASON]

| Season | TDs |
|----------|-----|
| 1. 2017 | 26 |
| 2. 2013 | 23 |
| 3. 2015 | 20 |
| 4t. 2014 | 18 |
| 4t. 2009 | 18 |

PASSER RATING [SINGLE SEASON]

| Season | Rating |
|---------|--------|
| 1. 2017 | 104.7 |
| 2. 2012 | 104.1 |
| 3. 2015 | 95.4 |
| 4. 2014 | 93.4 |
| 5. 2016 | 91.2 |

CAREER RUSHING YARDS AMONG ACTIVE QBs

Among active quarterbacks, Alex Smith is ranked among the top five in rushing yards:

| Player | Yards |
|----------------------|--------------|
| 1. Cam Newton | 4,672 |
| 2. Russell Wilson | 3,485 |
| 3. Aaron Rodgers | 2,815 |
| 4. Alex Smith | 2,568 |
| 5. Ryan Fitzpatrick | 2,215 |

ADRIAN PETERSON



“He’s a great player, he’s a pro and we’re happy to have him. He fell into our lap at a critical time, we needed a player and he was there for us. He is everything as advertised.”

- Head Coach Jay Gruden
following the Week 6 win over Carolina

The Washington Redskins bolstered their depth at the running back position by signing seven-time Pro Bowler Adrian Peterson on Aug. 20 after losing second round pick Derrius Guice to a torn ACL in the first preseason game.

Peterson impressed during his workout and in his performance in the preseason and carried that over to the regular season. Against the Cardinals in Week 1, Peterson rushed for 96 yards on 26 carries and caught two passes for 70 yards. He was the only player in Week 1 to lead a team in both rushing and receiving.

In Week 3, Peterson rushed for 120 yards on 19 carries (6.3 avg.) and scored two rushing touchdowns to help the Redskins secure their first home win of the season, defeating the Green Bay Packers, 31-17. He was awarded the FedEx Ground Player of the Week Award for his efforts against Green Bay. He added 97 yards on 17 carries in the Redskins, 23-17, win over the Carolina Panthers in Week 6 and 99 yards on 24 carries in the team’s Week 7 victory over the Dallas Cowboys.

In Week 8 at the New York Giants, Peterson put on a vintage performance. He finished the game with 149 yards on 26 carries, including a 64 yard touchdown run in the fourth quarter to seal the game. He also hauled in a seven yard touchdown reception in the first quarter.

Peterson has amassed 12,948 rushing yards on 2,729 attempts (4.7 avg.) and 103 touchdowns in 142 career games. He has started in 132 of the 142 games he has appeared in. Peterson has also registered 266 receptions for 2,183 yards and six touchdowns through the air.

He has been selected to seven Pro Bowls and was the 2012 NFL MVP after finishing second all-time in rushing yards for a single season (2,097). The 12th-year pro currently ranks third all-time in yards per game (91.9), is seventh all-time in rushing touchdowns (103) and is ninth in rushing yards (12,863).

ALL-TIME

RUSHING YARDS

| Player | Season | Yards |
|---------------------------|-----------------------|---------------|
| 1. Emmitt Smith* | 1990-2004(15) | 18,355 |
| 2. Walter Payton* | 1975-1987(13) | 16,726 |
| 3. Barry Sanders* | 1989-1998(10) | 15,269 |
| 4. Frank Gore | 2005-2018 (14) | 14,554 |
| 5. Curtis Martin* | 1995-2005 (11) | 14,101 |
| 6. LaDainian Tomlinson* | 2001-2011(11) | 13,684 |
| 7. Jerome Bettis* | 1993-2005 (13) | 13,662 |
| 8. Eric Dickerson* | 1983-1993 (11) | 13,259 |
| 9. Adrian Peterson | 2007-2018 (12) | 12,948 |
| 10. Tony Dorsett* | 1977-1988 (12) | 12,739 |

RUSHING TOUCHDOWNS

| Player | Seasons | TD |
|---------------------------|----------------------|------------|
| 1. Emmitt Smith* | 1990-2004(15) | 164 |
| 2. LaDainian Tomlinson* | 2001-2011(11) | 145 |
| 3. Marcus Allen* | 1982-1997(16) | 123 |
| 4. Walter Payton* | 1975-1987(13) | 110 |
| 5. Jim Brown* | 1957-1965(9) | 106 |
| 6. John Riggins* | 1971-1985(14) | 104 |
| 7. Adrian Peterson | 2007-2018(12) | 103 |
| 8t. Shaun Alexander | 2000-2008(9) | 100 |
| 8t. Marshall Faulk* | 1994-2005(12) | 100 |
| 10. Barry Sanders* | 1989-1998(10) | 99 |

RUSHING YARDS PER GAME (MINIMUM 100 GAMES PLAYED)

| Player | Seasons | Yds/G |
|---------------------------|----------------------|-------------|
| 1. Jim Brown* | 1957-1965(9) | 104.3 |
| 2. Barry Sanders* | 2000-2017(18) | 99.8 |
| 3. Adrian Peterson | 2005-2017(12) | 91.2 |
| 4. Eric Dickerson* | 1983-1993(11) | 90.8 |
| 5. Walter Payton* | 1975-1987(13) | 88.0 |

*Member of the Pro Football Hall of Fame

ALL-TIME RANKINGS REPORT

A look at Peterson’s rankings in various offensive categories all-time:

| Rushing Category | No. | All-Time Rank |
|------------------------|--------|---------------|
| Attempts | 2,729 | 18 |
| Rushing Yards | 12,948 | 9 |
| Rushing Yards/Game* | 91.2 | 3 |
| Rushing Yards/Attempt* | 4.74 | 11 |
| Rushing Touchdowns | 103 | 7 |
| Scrimmage Yards | 15,131 | 21 |
| Overall Touchdowns | 109 | 18t |

*Minimum of 100 games played

50-PLUS YARD RUSHING TDS ALL-TIME

After scoring a 64 yard touchdown against the Giants in Week 8, Adrian Peterson tied Barry Sanders for the most 50-plus yard rushing touchdowns in NFL history.

| Player | 50+ Yard TDs |
|----------------------------|--------------|
| 1t. Adrian Peterson | 15 |
| 1t. Barry Sanders | 15 |
| 3. Jim Brown | 12 |
| 4. Chris Johnson | 11 |
| 5t. Ollie Matson | 8 |
| 5t. Lenny Moore | 8 |
| 5t. Joe Perry | 8 |
| 5t. O.J. Simpson | 8 |
| 5t. Robert Smith | 8 |
| 5t. Fred Taylor | 8 |

GAME RELEASE

ADRIAN PETERSON

SETTING THE STANDARD

Adrian Peterson is one of the most accomplished running backs in the NFL. The 12th year pro is top 3 in every major rushing category among current NFL running backs.

MOST RUSHING YARDS

| Player | Rushing Yards |
|---------------------------|---------------|
| 1. Frank Gore | 14,554 |
| 2. Adrian Peterson | 12,948 |
| 3. LeSean McCoy | 10,472 |

HIGHEST YARDS PER CARRY (MINIMUM 1,000 ATTEMPTS)

| Player | Yds/Carry |
|---------------------------|-------------|
| 1. Adrian Peterson | 4.74 |
| 2. LeSean McCoy | 4.56 |
| 3. Mark Ingram | 4.53 |

MOST RUSHING TOUCHDOWNS

| Player | Rushing TDs |
|---------------------------|-------------|
| 1. Adrian Peterson | 103 |
| 2. Marshawn Lynch | 84 |
| 3. Frank Gore | 77 |

MOST RUSHING YARDS PER GAME (MINIMUM 100 GAMES)

| Player | Yards/G |
|---------------------------|-------------|
| 1. Adrian Peterson | 91.2 |
| 2. LeSean McCoy | 73.7 |
| 3. Frank Gore | 70.7 |

MOST 10+ YARD RUSHES

| Player | 10+ |
|---------------------------|------------|
| 1. Adrian Peterson | 356 |
| 2. Frank Gore | 350 |
| 3. LeSean McCoy | 302 |

MOST RUSHING FIRST DOWN

| Player | 1st |
|---------------------------|------------|
| 1. Frank Gore | 658 |
| 2. Adrian Peterson | 608 |
| 3t. Marshawn Lynch | 518 |
| 3t. LeSean McCoy | 518 |

SINCE 2007

Since entering the league in 2007, Adrian Peterson has been one of the most explosive players in the National Football League. Peterson is ranked top 2 in attempts, rushing yards, rushing yards per game, rushing touchdowns, scrimmage yards and overall touchdowns from 2007-2018.

| Rushing Category | No. | Rank Since 2007 |
|--------------------------|--------|-----------------|
| Rushes | 2,729 | 2 |
| Rushing Yards | 12,948 | 1 |
| Rushing Yards/Game | 91.2 | 1 |
| Rushing Yards Touchdowns | 103 | 1 |
| Scrimmage Yards | 15,131 | 2 |
| Overall Touchdowns | 109 | 1 |



GAME CHANGER

During the course of his 12-year career, Adrian Peterson has gained the reputation as a game changing offensive threat. In 142 career games, Peterson has rushed for 100-plus yards in 53 contests and has scored multiple touchdowns in 25 of those games. He has also rushed for 200-plus yards in six games, tied for an all-time NFL record.

100+ YARD RUSHING GAMES

| Player | Games |
|---------------------------|-----------|
| 1. Emmitt Smith* | 78 |
| 2. Walter Payton* | 77 |
| 3. Barry Sanders* | 76 |
| 4. Eric Dickerson* | 64 |
| 5. Jerome Bettis* | 61 |
| 6. Jim Brown* | 58 |
| 7t. Edgerrin James | 57 |
| 7t. Curtis Martin* | 57 |
| 9. Adrian Peterson | 53 |
| 10. Fred Taylor | 49 |

2+ RUSHING TOUCHDOWN GAMES

| Player | Games |
|----------------------------|-----------|
| 1. LaDainian Tomlinson* | 38 |
| 2. Emmitt Smith* | 36 |
| 3. Jim Brown* | 27 |
| 4t. Adrian Peterson | 25 |
| 4t. Shaun Alexander | 25 |
| 4t. Marcus Allen* | 25 |
| 4t. Priest Holmes | 25 |
| 8t. Walter Payton* | 24 |
| 8t. John Riggins* | 24 |
| 10. Franco Harris* | 23 |

200+ YARD RUSHING GAMES

| Player | Games |
|----------------------------|----------|
| 1t. Adrian Peterson | 6 |
| 1t. OJ Simpson* | 6 |
| 3. Tiki Barber | 5 |
| 4t. Jim Brown* | 4 |
| 4t. Earl Campbell* | 4 |
| 4t. Barry Sanders* | 4 |
| 4t. LaDainian Tomlinson* | 4 |
| 8t. 8 player tied | 3 |

GAME RELEASE

ADRIAN PETERSON

TOP 10 RUSHING YARDS IN 2018

Adrian Peterson has recorded 672 rushing yards on 155 carries this season and currently ranks tied fifth in the NFL and third in the NFC.

| Player | Team | Rush Yds. |
|----------------------------|----------------------------|------------|
| 1. Todd Gurley II | Los Angeles Rams | 988 |
| 2. Ezekiel Elliott | Dallas Cowboys | 831 |
| 3. James Conner | Pittsburgh Steelers | 771 |
| 4. Kareem Hunt | Kansas City Chiefs | 754 |
| 5t. Adrian Peterson | Washington Redskins | 672 |
| 5t. Melvin Gordon III | Los Angeles Chargers | 672 |
| 7. Matt Brieda | San Francisco 49ers | 632 |
| 8. Phillip Lindsay | Denver Broncos | 591 |
| 9. Saquon Barkley | New York Giants | 586 |
| 10t. Nick Chubb | Cleveland Browns | 579 |
| 10t. Christian McCaffrey | Carolina Panthers | 579 |

TOP 10 RUSHING YARDS PER GAME IN 2018

Peterson has rushed for 672 total yards in nine games this season. His average rushing yards per game is 74.7, the seventh best mark in the NFL and third best in the NFC.

| Player | Team | Rush Yds./G |
|---------------------------|----------------------------|-------------|
| 1. Todd Gurley II | Los Angeles Rams | 98.8 |
| 2. Ezekiel Elliott | Dallas Cowboys | 92.3 |
| 3. James Conner | Pittsburgh Steelers | 85.7 |
| 4. Melvin Gordon III | Los Angeles Chargers | 84.0 |
| 5. Joe Mixon | Cincinnati Bengals | 81.4 |
| 6. Kareem Hunt | Kansas City Chiefs | 75.4 |
| 7. Adrian Peterson | Washington Redskins | 74.7 |
| 8. Chris Carson | Seattle Seahawks | 71.0 |
| 9. Aaron Jones | Green Bay Packers | 70.6 |
| 10. Phillip Lindsay | Houston Texans | 65.7 |

TOP 10 SCRIMMAGE YARDS PER GAME AMONG RBs

Adrian Peterson has recorded 168 receiving yards on 12 receptions and combined with his 672 rushing yards is top 10 in the NFL in scrimmage yards per game among running backs this season.

| Player | Team | Scrim Yds./G |
|----------------------------|----------------------------|--------------|
| 1. Todd Gurley II | Los Angeles Rams | 139.0 |
| 2. Melvin Gordon III | Los Angeles Chargers | 129.1 |
| 3. James Conner | Pittsburgh Steelers | 128.7 |
| 4. Saquon Barkley | New York Giants | 124.0 |
| 5. Ezekiel Elliott | Dallas Cowboys | 121.4 |
| 6. Alvin Kamara | New Orleans Saints | 113.2 |
| 7. Christian McCaffrey | Carolina Panthers | 113.1 |
| 8. Kareem Hunt | Kansas City Chiefs | 109.1 |
| 9. Joe Mixon | Cincinnati Bengals | 101.3 |
| 10. Adrian Peterson | Washington Redskins | 93.3 |

TOP 10 RUSHING FIRST DOWNS IN 2018

Peterson has rushed for 31 first downs this season, seventh best in the NFL and fourth best in the NFC. He has picked up more than half of Washington's first downs on the ground this season.

| Player | Team | Rush 1st |
|---------------------------|----------------------------|-----------|
| 1. Todd Gurley II | Los Angeles Rams | 54 |
| 2. Kareem Hunt | Kansas City Chiefs | 44 |
| 3t. James Conner | Pittsburgh Steelers | 43 |
| 3t. Ezekiel Elliott | Dallas Cowboys | 43 |
| 5. Alvin Kamara | New Orleans Saints | 40 |
| 6. Melvin Gordon III | Los Angeles Chargers | 35 |
| 7. Adrian Peterson | Washington Redskins | 31 |
| 8. Sony Michel | New England Patriots | 30 |
| 9t. David Johnson | Arizona Cardinals | 29 |
| 9t. Phillip Lindsay | Denver Broncos | 29 |

TOP 10 TEN-PLUS YARD RUSHES IN 2018

At 33 years old, Peterson has shown no signs of losing a step. So far this season he has totaled 21 rushes of 10-plus yards, which is currently the sixth most in the NFL and third most in the NFC.

| Player | Team | Rush 1st |
|---------------------------|----------------------------|-----------|
| 1. Todd Gurley II | Los Angeles Rams | 28 |
| 2t. Ezekiel Elliott | Dallas Cowboys | 24 |
| 2t. James Conner | Pittsburgh Steelers | 24 |
| 2t. Melvin Gordon III | Los Angeles Chargers | 24 |
| 5. Kareem Hunt | Kansas City Chiefs | 22 |
| 6. Adrian Peterson | Washington Redskins | 21 |
| 7t. Christian McCaffrey | Carolina Panthers | 20 |
| 7t. Matt Brieda | San Francisco 49ers | 20 |
| 9t. Phillip Lindsay | Denver Broncos | 18 |
| 9t. Aaron Jones | Green Bay Packers | 18 |

TOP 10 LONGEST TOUCHDOWN RUNS IN 2018

Against the New York Giants in Week 8, Peterson scored a 64 yard touchdown, which is tied for the 10th longest of his career. So far this season, Peterson's 64 yard score ranks as the fifth longest.

| Player | Week/Opponent | Long |
|---------------------------|-------------------------|------------|
| 1. Nick Chubb | Week 10/Atlanta | 92t |
| 2. Isaiah Crowell | Week 5/Denver | 77t |
| 3. Saquon Barkley | Week 1/Jacksonville | 68t |
| 4. Matt Brieda | Week 2/Detroit | 66t |
| 5. Adrian Peterson | Week 8/NY Giants | 64t |
| 6. Nick Chubb | Week 4/Oakland | 63t |
| 7. Isaiah Crowell | Week 1/Detroit | 62t |
| 8. Kenyan Drake | Week 7/Detroit | 54t |
| 9. Raheem Mostert | Week 9/Oakland | 52t |
| 10. Saquon Barkley | Week 6/Philadelphia | 50t |

CHRIS THOMPSON

Following the Week 1 win over Arizona, Head Coach Jay Gruden was asked about running back Chris Thompson's resiliency in coming back from the injury that sidelined him for the second half of the 2017 season.

"Yeah, nothing surprised me about Chris. We all know how I feel about Chris. The way he's battled back from that injury, was a testament to what kind of person he is, also the player he is. He can get open in the backfield, he protected well, obviously ran the ball well. He's a critical player for this football team."

The Redskins signed Thompson to a multi-year contract extension in Week 1 of the 2017 season, locking up the third-down back that Gruden considers the best in the NFL.

"When you're talking about third downs, that's the most important down in football. There's nobody better as a third-down back in my opinion than Chris."

- Head Coach Jay Gruden on RB Chris Thompson

Dubbed the "Chris Army Knife" by some fans for his ability to run, catch and block, Thompson's story has been one of perseverance. At Florida State, two broken vertebrae ended his 2011 season and a knee injury ended his 2012 campaign. Shoulder surgery cut his 2013 rookie season in Washington short, he spent the majority of the 2014 season on the team's practice squad and in 2017 a knee injury caused him to miss the final six games of the season.

But Thompson's role has blossomed in recent years. Before missing the final six games of the season in 2017, Thompson was one of, if not the best receiving back in football. In 10 games he caught 39 passes for 510 yards and scored four touchdowns. He also rushed for 294 yards on 64 attempts with two rushing touchdowns. In 10 games he amassed 804 scrimmage yards. From Week 1 to Week 11 of the 2017 season, Thompson ranked first among running backs in receiving yards (510), average yards per reception (13.1) and receiving yards per game (51.0). He was tied with L.A. Chargers RB Melvin Gordon for first in receiving touchdowns (4) and was second in 25+ yard receptions (5) behind L.A. Rams RB Todd Gurley (6).

So far this season, Thompson has picked up right where he left off. In the five games he has appeared, he has registered 28 receptions for 209 receiving yards and one touchdown and has added 113 yards on the ground for a total of 322 yards from scrimmage. Thompson is tied for fifth in the NFL in receptions per game.

Thompson had a fast start to the 2018 season. In a Week 1 victory over the Arizona Cardinals, Thompson finished the game with 128 scrimmage yards. He registered 65 yards on five carries and hauled in six receptions for 63 yards, including a 13 yard touchdown reception in the first quarter, which helped the Redskins secure their opening day victory, 24-6. Thompson carried over the success to the Redskins home opener where he hauled in a career high 13 receptions for 92 yards against the Colts. He was one reception shy of tying the franchise record and two receptions shy of breaking the current record held by Roy Helu, Jr.

"It's great that you see the hard work pay off for somebody like Chris," Gruden said. "He's such a great kid off the field. You want to see him succeed in the worst way because he does everything exactly right the way you ask him. In practice, he takes all the reps, he works hard, never takes a play off. He's never been late one time to a meeting or a workout. He's a coach's dream, quite frankly."



2017 THOMPSON TIDBITS

** Thompson recorded only the sixth season in franchise history with at least 275 rushing yards and at least 500 receiving yards, joining Jim Podoley (1957), Charley Taylor (1964 and 1965), Clarence Harmon (1980), Joe Washington (1981).

** Thompson was one of six NFL players with at least 275 rushing yards and at least 500 receiving yards in 2017, joining Todd Gurley II, Le'Veon Bell, Alvin Kamara, Christian McCaffrey and Duke Johnson Jr. Thompson accomplished the feat in 10 games, while the other five players all appeared in at least 15 games.

** Before a Week 11 contest in which he suffered a season-ending injury, Thompson led the Redskins in both rushing and receiving yards, the only player in the NFL at the time to lead a team in both categories.

** Thompson led all NFL running backs (min. 30 receptions) with 13.1 yards per catch in 2017, joining Larry Brown (14.2 in 1972), Clarence Harmon (13.6 in 1979) and Roy Helu Jr. (11.4 in 2014) as the only Redskins running backs to lead the league in the category since the 1970 AFL-NFL merger.

** Thompson's receiving average was the best by a qualified Redskins running back since Clarence Harmon (13.6) in 1979.

** Thompson's 13.1 yards-per-catch average was the highest by any NFL running back with at least 35 receptions since San Francisco's Garrison Hearst in 1998 (13.7).

** Thompson accrued 804 scrimmage yards on 103 combined offensive touches, averaging 7.8 scrimmage yards per touch. His 7.8-yard average was the best among qualified players in team history since the 1970 AFL-NFL merger. The mark is the fifth-best in team history dating back to the franchise's inception in 1932, trailing only Steve Bagarus (10.6 in 1945), Eddie Saenz (8.7 in 1947) and Dick Todd (8.4 in 1940 and 8.0 in 1948).

MOST RECEPTIONS PER GAME AMONG RBs

Chris Thompson is fifth in the league in receptions per game among running backs in 2018.

| Player | Rec./G |
|--------------------------|------------|
| 1. Saquon Barkley | 7.3 |
| 2. James White | 6.6 |
| 3. Alvin Kamara | 6.1 |
| 4. Christian McCaffrey | 6.0 |
| 5. Chris Thompson | 5.6 |

JORDAN REED

In recent seasons, Redskins players have often extolled the ability of tight end Jordan Reed to anyone who will listen.

“As I’ve said before and said every week, I don’t know anybody who can guard that young man. When he’s on, he’s on, and it’s tough to stop. He’s the best receiving tight end in the NFL, hands down.”

- Five-time Pro Bowl tackle Trent Williams on Jordan Reed, as told to The Washington Post

The NFL officially took notice in 2016 when Reed earned his first career Pro Bowl selection, the first by a Redskins tight end since Chris Cooley in 2008. Reed joined Cooley (2007-08), Stephen Alexander (2000), Jean Fugett (1977) and Jerry Smith (1967 and 1969) as the only Redskins tight ends to earn Pro Bowl honors since the game’s inception in 1950.

Despite being limited by injury to only 12 games with eight starts in 2016, the ex-college-quarterback recorded 66 receptions for 686 yards with six receiving touchdowns. A year earlier, he compiled arguably the greatest season by a tight end in franchise history. During the 2015 regular season, Reed recorded 87 receptions for 952 yards (both team records for a tight end) with 11 receiving touchdowns, becoming the first tight end to lead the Redskins in all three categories since Fugett in 1977.

“He was a puppy when he came in here physically; now he’s filling out and he’s a bigger guy. He’s playing with a ton of confidence,” Head Coach Jay Gruden said in 2016. “We can move him around and do a lot of different things with him. He’s a smart player. He can see coverages, he can work off leverage of the defenders, he’s got big strong hands and he’s excellent after the catch. Really, the sky is the limit for Jordan. I have all of the confidence in the world that when the ball is thrown to him, he’s going to be in the right spot and make the catch. And he can beat a lot of people. He’s getting better and better, more and more confident and he’s blocking better, too. He’s a heck of a player, no doubt.”

In 61 career games with 33 starts for Washington, Reed has compiled 312 career receptions for 3,204 yards with 23 receiving touchdowns. In Week 4 of the 2016 season against Cleveland, Reed recorded his 200th career reception in his 38th career game, becoming the fastest tight end to reach 200 career receptions in NFL history, surpassing Pro Football Hall of Famer Kellen Winslow.

In Week 8 of the 2018 season, Reed hauled in his 300th reception becoming the 10th Redskin all-time to accomplish the feat and the third tight end. He also became the second fastest tight end to record 300 reception in NFL history behind Hall of Famer Kellen Winslow, Sr. (57 games).

CAREER GAMES NEEDED TO REACH 200 RECEPTIONS (TIGHT ENDS, NFL HISTORY)

| Player | Team | Games |
|------------------------|------------|-----------|
| 1. Jordan Reed | Was | 38 |
| 2. Kellen Winslow Sr.* | SD | 39 |

*Pro Football Hall of Famer

CAREER GAMES NEEDED TO REACH 300 RECEPTIONS (TIGHT ENDS, NFL HISTORY)

| Player | Team | Games |
|------------------------|---------------|-----------|
| 1. Kellen Winslow Sr.* | SD | 57 |
| 2. Jordan Reed | Was | 59 |
| 3. Kellen Winslow Jr. | Cle/TB/NE/NYJ | 61 |

*Pro Football Hall of Famer



Since his breakout campaign in 2015, Reed has ranked among the leaders at his position in receptions, touchdowns and first downs despite playing fewer games than anyone in the Top 10.

RECEPTIONS (NFL TIGHT ENDS SINCE 2015)

| Player | Team | Games | Rec | Yards | TD |
|-----------------------|------------|-----------|------------|-------------|-----------|
| 1. Zach Ertz | Phi | 52 | 302 | 3282 | 19 |
| 2. Travis Kelce | KC | 57 | 297 | 3825 | 23 |
| 3. Delanie Walker | Ten | 47 | 237 | 2747 | 16 |
| 4. Kyle Rudolph | Min | 57 | 223 | 2216 | 22 |
| 5. Jordan Reed | Was | 41 | 217 | 2240 | 20 |
| 6. Jason Witten | Dal | 48 | 209 | 1946 | 11 |
| 7. Jimmy Graham | Sea/GB | 52 | 203 | 2487 | 20 |
| 8. Eric Ebron | Det/Ind | 52 | 200 | 2285 | 19 |
| 9. Greg Olsen | Car | 45 | 196 | 2626 | 14 |
| 10. Rob Gronkowski | NE | 44 | 195 | 3248 | 23 |

RECEIVING TOUCHDOWNS (NFL TIGHT ENDS SINCE 2015)

| Player | Team | TD |
|------------------------|------------|-----------|
| 1t. Rob Gronkowski | NE | 23 |
| 1t. Travis Kelce | KC | 23 |
| 3. Kyle Rudolph | Min | 22 |
| 4t. Jordan Reed | Was | 20 |
| 4t. Cameron Brate | TB | 20 |
| 4t. Jimmy Graham | Sea/GB | 20 |
| 7t. Eric Ebron | Det/Ind | 19 |
| 7t. Tyler Eifert | Cin | 19 |
| 7t. Zach Ertz | Phi | 19 |

RECEIVING FIRST DOWNS (NFL TIGHT ENDS SINCE 2015)

| Player | Team | Rec. 1st |
|-----------------------|------------|------------|
| 1. Travis Kelce | KC | 190 |
| 2. Zach Ertz | Phi | 169 |
| 3. Rob Gronkowski | NE | 148 |
| 4. Greg Olsen | Car | 135 |
| 5. Delanie Walker | Ten | 134 |
| 6. Kyle Rudolph | Min | 127 |
| 7. Jimmy Graham | Sea/GB | 126 |
| 8. Jordan Reed | Was | 123 |
| 9. Eric Ebron | Det/Ind | 115 |
| 10. Jared Cook | Stl/GB/Dak | 101 |

GAME RELEASE

@REAL_JORDANREED

CAREER RECORDS BY REDSKINS TIGHT ENDS

CAREER RECEPTIONS [TIGHT ENDS, REDSKINS HISTORY]:

| Player | Seasons | Rec. |
|-----------------------|--------------------|------------|
| 1. Chris Cooley | 2004-12 [9] | 429 |
| 2. Jerry Smith | 1965-77 [13] | 421 |
| 3. Jordan Reed | 2013-18 [6] | 312 |
| 4. Don Warren | 1979-92 [14] | 244 |
| 5. Bill Anderson | 1958-63 [6] | 168 |

CAREER RECEIVING YARDS [TIGHT ENDS, REDSKINS HISTORY]:

| Player | Seasons | Yards |
|-----------------------|--------------------|--------------|
| 1. Jerry Smith | 1965-77 [13] | 5,496 |
| 2. Chris Cooley | 2004-12 [9] | 4,711 |
| 3. Jordan Reed | 2013-18 [6] | 3,204 |
| 4. Bill Anderson | 1958-63 [6] | 2,929 |
| 5. Don Warren | 1979-92 [14] | 2,536 |

CAREER RECEIVING TOUCHDOWNS [TIGHT ENDS, REDSKINS HISTORY]:

| Player | Seasons | TD |
|-----------------------|--------------------|-----------|
| 1. Jerry Smith | 1965-77 [13] | 60 |
| 2. Chris Cooley | 2004-12 [9] | 33 |
| 3. Jordan Reed | 2013-18 [6] | 23 |
| 4. Jean Fugett | 1976-79 [4] | 21 |
| 5. Clint Didier | 1982-87 [6] | 19 |

MULTI-TD GAMES (SINCE 1960)

Reed's seven career games with multiple touchdown receptions rank sixth in team history.

GAMES WITH MULTIPLE RECEIVING TOUCHDOWNS [CAREER, REDSKINS SINCE 1960]:

| Player | Games |
|-----------------------|----------|
| 1. Charley Taylor | 17 |
| 2. Art Monk | 12 |
| 3. Bobby Mitchell | 11 |
| 4. Jerry Smith | 10 |
| 5. Gary Clark | 8 |
| 6. Jordan Reed | 7 |
| 7. Santana Moss | 6 |

MULTI-TD GAMES (SINCE 1960)

Reed's four games with multiple touchdowns in 2015 tied for the most by a member of the Redskins since 1960. The Redskins were 4-0 in 2015 when Reed caught multiple touchdowns.

GAMES WITH MULTIPLE RECEIVING TOUCHDOWNS [SINGLE-SEASON, REDSKINS SINCE 1960]:

| Player | Season | TD |
|------------------------|-------------|----------|
| 1t. Jordan Reed | 2015 | 4 |
| 1t. Bobby Mitchell | 1962 | 4 |
| 1t. Jerry Smith | 1967 | 4 |
| 4t. Many players tied | | 3 |

SINGLE-SEASON TIGHT END RECORDS

Despite missing two games, Reed posted arguably the finest season by a tight end in team history in 2015, breaking or challenging records for a tight end in nearly every single category:

RECEPTIONS IN A SINGLE SEASON [TIGHT ENDS, REDSKINS HISTORY]:

| Player | Season | Games | Rec. |
|------------------------|-------------|-----------|-----------|
| 1. Jordan Reed | 2015 | 14 | 87 |
| 2. Chris Cooley | 2008 | 16 | 83 |
| 3. Chris Cooley | 2010 | 16 | 77 |
| 4. Chris Cooley | 2005 | 16 | 71 |
| 5. Jerry Smith | 1967 | 14 | 67 |
| 6t. Jordan Reed | 2016 | 11 | 66 |
| 6t. Chris Cooley | 2007 | 16 | 66 |
| 8. Fred Davis | 2011 | 12 | 59 |

RECEIVING YARDS IN A SINGLE SEASON [TIGHT ENDS, REDSKINS HISTORY]:

| Player | Season | Games | Yards |
|-----------------------|-------------|-----------|------------|
| 1. Jordan Reed | 2015 | 14 | 952 |
| 2t. Chris Cooley | 2010 | 16 | 849 |
| 2t. Chris Cooley | 2008 | 16 | 849 |
| 2t. Jerry Smith | 1967 | 14 | 849 |
| 5. Fred Davis | 2011 | 12 | 796 |
| 6. Chris Cooley | 2007 | 16 | 786 |
| 7. Chris Cooley | 2005 | 16 | 774 |
| 8t. Bill Anderson | 1959 | 11 | 734 |
| 8t. Chris Cooley | 2006 | 16 | 734 |
| 10. Clint Didier | 1986 | 14 | 691 |

RECEIVING TOUCHDOWNS IN A SINGLE SEASON [TIGHT ENDS, REDSKINS HISTORY]:

| Player | Season | Games | TD |
|-----------------------|-------------|-----------|-----------|
| 1. Jerry Smith | 1967 | 14 | 12 |
| 2. Jordan Reed | 2015 | 14 | 11 |
| 3t. Pat Richter | 1968 | 14 | 9 |
| 3t. Jerry Smith | 1969 | 14 | 9 |
| 3t. Jerry Smith | 1970 | 14 | 9 |
| 6. Chris Cooley | 2007 | 16 | 8 |
| 7t. Chris Cooley | 2005 | 16 | 7 |
| 7t. Jean Fugett | 1978 | 14 | 7 |
| 7t. Jerry Smith | 1972 | 14 | 7 |

RECEIVING TOUCHDOWNS (SINGLE REG. SEASON)

Reed's 11 receiving touchdowns in 2015 were one shy of the team regular season record of 12, set previously by four different players:

| Player | Season | TD |
|------------------------|-------------|-----------|
| 1t. Ricky Sanders | 1988 | 12 |
| 1t. Jerry Smith | 1967 | 12 |
| 1t. Charley Taylor | 1966 | 12 |
| 1t. Hugh Taylor | 1952 | 12 |
| 5t. Jordan Reed | 2015 | 11 |
| 5t. Bobby Mitchell | 1962 | 11 |
| 7t. Gary Clark | 1991 | 10 |
| 7t. Bobby Mitchell | 1964 | 10 |
| 9t. Many tied | | 9 |

JAMISON CROWDER

Thirty-four wide receivers were drafted in the 2015 NFL Draft. As of the conclusion of the 2017 season, 30 of them had appeared in NFL game action. Thirteen of those players were drafted ahead of the moment when the Washington Redskins selected Jamison Crowder with the No. 105 overall selection in the fourth round.

However, only two of Crowder's classmates (Oakland's Amari Cooper and Minnesota's Stefon Diggs) have recorded more career receptions than the Duke product, who has placed himself on the NFL radar with 192 receptions for 2,240 yards and 12 receiving touchdowns in his young career.

Crowder entered his rookie season in 2015 with expectations of assuming the team's role at punt returner, but Crowder rapidly exceeded those limits and earned the team's top slot receiver role and became another weapon for the Redskins on third down.

"We had a penciled-in punt returner job for him, but for him to win the starting inside slot receiver is a testament to him and how quickly he picked it up and his production," Head Coach Jay Gruden said. "When you draft guys, you have high hopes for them, but you never expect them to be this much of a factor this early, especially fourth-fifth rounders."

"He's one of those kids: You can put him in a phone booth and you probably wouldn't get a hand on him."

- Receivers Coach Ike Hilliard to The Washington Post's Liz Clarke

In Week 5 of his sophomore campaign in 2016, Crowder ended the Redskins' 124-game punt return touchdown drought with an 85-yard touchdown at Baltimore. His punt return for touchdown was the Redskins' first since Oct. 26, 2008, when Santana Moss returned a punt 80 yards for a touchdown at Detroit.

At 23 years and 114 days old, Crowder became the youngest member of the Redskins to return a punt for a touchdown since Brian Mitchell (23 years, 35 days) at Cincinnati on Sept. 22, 1991, according to records provided by Pro Football Reference.

Crowder finished the 2016 season with a 12.1-yard punt return average, the best by a member of the Redskins since 2001. His fourth-place ranking in the NFL in punt return average was the best by a member of the Redskins since Brian Mitchell's second-place finish in 1995. The dual threat was the only player in the NFL in 2016 to catch at least 65 passes and average at least 11.0 yards per return.

On offense, Crowder's 192 receptions from 2015-17 are the second-most by a member of the Redskins in the first three years of an NFL career. Crowder has hauled in nine receptions for 79 yards and a touchdown in 2018 thus far.

RECEPTIONS, FIRST THREE NFL SEASONS (REDSKINS HISTORY):

| Player | Years | Rec | Yds | TD |
|---------------------------|----------------|------------|--------------|-----------|
| 1. Gary Clark | 1985-87 | 202 | 3,257 | 19 |
| 2. Jamison Crowder | 2015-17 | 192 | 2,240 | 12 |
| 3. Jordan Reed | 2013-15 | 182 | 1,916 | 14 |
| 4. Rod Gardner | 2001-03 | 176 | 2,347 | 17 |
| 5. Chris Cooley | 2004-06 | 165 | 1,822 | 19 |

Crowder's 59 receptions in 2015 were the most in Redskins rookie history, and the second-most among players in their first NFL season, surpassing Pro Football Hall of Famer Art Monk's total of 58 in 1980.

RECEPTIONS BY A ROOKIE (REDSKINS HISTORY):

| Player | Year | Rec | Yds | TD |
|---------------------------|-------------|-----------|------------|----------|
| 1. Jamison Crowder | 2015 | 59 | 604 | 2 |
| 2. Art Monk | 1980 | 58 | 797 | 3 |
| 3. Charley Taylor | 1964 | 53 | 814 | 5 |



2015 NFL DRAFT

Thirteen wide receivers were selected before Jamison Crowder in the 2015 NFL Draft. Only two players from the draft class have more career receptions than Crowder.

TOP 15 RECEIVERS SELECTED [2015 NFL DRAFT]:

| Rd. | Overall | Team* | Selection |
|----------|------------|------------|----------------------------|
| 1 | 4 | Oak | 1. Amari Cooper |
| 1 | 7 | Chi | 2. Kevin White |
| 1 | 14 | Mia | 3. DeVante Parker |
| 1 | 20 | Phi | 4. Nelson Agholor |
| 1 | 26 | Bal | 5. Breshad Perriman |
| 1 | 29 | Ind | 6. Phillip Dorsett |
| 2 | 37 | NYJ | 7. Devin Smith |
| 2 | 40 | Ten | 8. Dorial Green-Beckham |
| 3 | 69 | Sea | 9. Tyler Lockett |
| 3 | 70 | Hou | 10. Jaelen Strong |
| 3 | 76 | KC | 11. Chris Conley |
| 3 | 87 | Pit | 12. Sammie Coates |
| 3 | 94 | GB | 13. Ty Montgomery |
| 4 | 105 | Was | 14. Jamison Crowder |
| 4 | 107 | Atl | 15. Justin Hardy |

*Team that made the selection

CAREER RECEPTIONS

[WIDE RECEIVERS SELECTED IN 2015 NFL DRAFT]:

| Player | Team | Rec | Yds | TD |
|---------------------------|------------|------------|--------------|-----------|
| 1. Stefon Diggs | Min | 258 | 3,059 | 19 |
| 2. Amari Cooper | Oak | 236 | 3,316 | 20 |
| 3. Jamison Crowder | Was | 205 | 2,374 | 13 |
| 4. Tyler Lockett | Sea | 170 | 2,299 | 16 |
| 5. Nelson Agholor | Phi | 167 | 1,871 | 12 |

VERNON DAVIS

What does it take to have coaches, teammates and broadcasters refer to you as "The Ageless One"?

How about a 6-foot-3, 244-pound veteran registering only 3.8 percent body fat entering his 13th NFL season? What about that same man reportedly still running the 40-yard dash in the 4.4 range into his mid-30s?

For Vernon Davis, those astoundingly true facts tell only part of the story. A native of Washington, D.C., Davis came home in free agency in 2016 and has delivered 96 catches and 1,380 yards in his first three seasons in burgundy and gold. At age 32-34 in those seasons, he ranks second only to Redskins legend Jerry Smith in receptions among tight ends age 30 or older in team history and first in receiving yards, according to records provided by Pro Football Reference.

Davis took sole possession of seventh on the NFL's all-time career touchdown reception list among tight ends, passing Redskins great Jerry Smith after hauling in a 22-yard touchdown reception in the Redskins, 23-17, win vs. the Carolina Panthers in Week 6.

Ageless as a physical specimen, Davis is trying to make his career production withstand the test of time as well. He now ranks in the Top 10 in NFL history in career receptions, receiving yards and receiving touchdowns by a tight end.

CAREER RECEPTIONS [TIGHT ENDS, NFL HISTORY]:

| Player | Seasons | Rec. |
|------------------------|---------------------|------------|
| 1. Tony Gonzalez | 1997-2013 (17) | 1,325 |
| 2. Jason Witten | 2003-17 (15) | 1,152 |
| 3. Antonio Gates | 2003-18 (16) | 940 |
| 4. Shannon Sharpe | 1990-2003 (14) | 815 |
| 5. Ozzie Newsome | 1978-90 (13) | 662 |
| 6. Greg Olsen | 2007-18 (12) | 661 |
| 7. Heath Miller | 2005-15 (11) | 592 |
| 8. Jimmy Graham | 2010-18 (9) | 589 |
| 9. Vernon Davis | 2006-18 (13) | 563 |
| 10. Jeremy Shockey | 2002-11 (10) | 547 |
| 11. Kellen Winslow | 1979-87 (9) | 541 |
| 12. Benjamin Watson | 2004-2018 (14) | 522 |
| 13t. Dallas Clark | 2003-13 (11) | 505 |
| 13t. Frank Wycheck | 1993-2003 (11) | 505 |
| 15. Rob Gronkowski | 2010-18 (10) | 503 |

CAREER RECEIVING YARDS [TIGHT ENDS, NFL HISTORY]:

| Player | Seasons | Yards |
|-------------------------|---------------------|--------------|
| 1. Tony Gonzalez | 1997-2013 (17) | 15,127 |
| 2. Jason Witten | 2003-17 (15) | 12,448 |
| 3. Antonio Gates | 2003-18 (16) | 11,649 |
| 4. Shannon Sharpe | 1990-2003 (15) | 10,060 |
| 5. Ozzie Newsome | 1978-90 (13) | 7,980 |
| 6. Jackie Smith | 1963-78 (16) | 7,918 |
| 7. Greg Olsen | 2007-18 (12) | 7,814 |
| 8. Rob Gronkowski | 2010-18 (9) | 7,627 |
| 9. Pete Retzlaff | 1956-66 (11) | 7,412 |
| 10. Vernon Davis | 2006-18 (13) | 7,304 |
| 11. Jimmy Graham | 2010-18 (9) | 7,239 |

CAREER RECEIVING TOUCHDOWNS [TIGHT ENDS, NFL HISTORY]:

| Player | Seasons | TD |
|------------------------|---------------------|-----------|
| 1. Antonio Gates | 2003-18 (16) | 115 |
| 2. Tony Gonzalez | 1997-2013 (17) | 111 |
| 3. Rob Gronkowski | 2010-18 (9) | 77 |
| 4. Jimmy Graham | 2010-18 (9) | 71 |
| 5. Jason Witten | 2003-17 (15) | 68 |
| 6. Shannon Sharpe | 1990-2003 (14) | 62 |
| 7. Vernon Davis | 2006-18 (13) | 61 |
| 8. Jerry Smith | 1965-77 (13) | 60 |
| 9. Greg Olsen | 2007-18 (12) | 56 |
| 10. Wesley Walls | 1989-2003 (14) | 54 |



"We all should get on Vernon Davis' diet. I mean, really. The guy's a freak. He's the most impressive guy I've been around really as far as taking care of his body, and whatever he's doing, he needs to tell all our young guys to do it because he's amazing.

He's running around like a 20-year-old kid. We're going to have to try to dive into that but I know he has a great routine in the offseason, during the season. His diet is top-notch. His workouts are on point. Not to mention he prepares and he's just always got a smile on his face.

He's just one of those guys you look forward to seeing every day and then you watch him practice and it's always hard and effective. Great guy, great player."

- Head Coach Jay Gruden on Vernon Davis

RYAN KERRIGAN

With a wrestling-inspired sack celebration, linebacker Ryan Kerrigan has earned the moniker "The Showstopper" since joining the Redskins in 2011. But while it might not have the same cachet, calling the three-time Pro Bowler "Mr. Reliable" might be just as apt.

If patience is a virtue, the Redskins were virtuous in the first round of the 2011 NFL Draft, as the team opted to trade back from its No. 10 overall selection to the 16th overall pick. With the selection, the Redskins selected Kerrigan, the then-defensive end out of Purdue.

Kerrigan has started all 121 regular season games played by the Redskins since he entered the league in 2011, the longest active streak of consecutive starts by any NFL linebacker. In 2016, Kerrigan became the first member of the Redskins to start all 16 games in each of the first six seasons of an NFL career since the adoption of the 16-game schedule in 1978. In Week 4 of the 2017 season, Kerrigan became the first member of the Redskins since at least 1970 to open a career with 100 consecutive regular season starts.

The Muncie, Ind. native is only the fifth player in NFL history to open a career with at least 7.5 sacks in each of his first seven seasons, joining Jared Allen, Derrick Thomas, DeMarcus Ware and Reggie White. He also became only the fifth member of the Redskins to post multiple 10-sack seasons since 1982 (Dexter Manley, 4; Charles Mann, 4; Andre Carter, 2; Brian Drakpo, 2). He's also displayed aptitude with the ball in hands, as he has returned all three of his career interceptions for touchdowns, joining Julius Peppers and Pro Football Hall of Famer Jason Taylor as the only players in league history with 60+ sacks and three or more interception return touchdowns.

Kerrigan's impact on the Redskins has transcended football, as he was honored with the team's Walter Payton Man of the Year award in 2015. In addition to participating in numerous events through the Washington Redskins Charitable Foundation, Kerrigan welcomed 185 guests to the Grand Hyatt Washington in 2015 for his third Celebrity Waiter Night, raising more than \$100,000 for his Blitz for the Better Foundation, which provides support to seriously ill, special needs and physically challenged children throughout the Greater Washington D.C. area.

In training camp in 2016, the question was posed to Head Coach Jay Gruden: Is there a better example for young players than Kerrigan?

"Not really, no," Gruden said. "He's very humble, number one. Keeps to himself and does exactly what's asked of him in practice. He practices hard; in fact, we have to pull him back a little bit because he practices so hard and we want to keep him healthy for the 16-week grind. He's a top-notch guy, on and off the field, character-wise. He's what you're looking for."

Kerrigan secured his first sack of the 2018 campaign, dropping Drew Brees for an eight yard loss in the Redskins Week 5 matchup with the Saints. Kerrigan sacked Cowboys QB Dak Prescott twice in the Redskins Week 7 matchup, including a strip sack in the fourth quarter that was scooped up by Preston Smith for a touchdown. Kerrigan passed Charles Mann for second on the Redskins all-time list of players with 2-plus sack games.

He followed up his success in the Dallas game with a 1.5 sack effort against the New York Giants in Week 8 and a one sack effort against Atlanta in Week 9.

REDSKINS ALL-TIME SACK LEADERS

SINCE SACKS BECAME OFFICIAL IN 1982:

| Player | Seasons | Sacks |
|-------------------------|--------------------|-------------|
| 1. Dexter Manley | 1982-89 (8) | 91.0 |
| 2. Charles Mann | 1983-93 (11) | 82.0 |
| 3. Ryan Kerrigan | 2011-18 (8) | 77.0 |
| 4. Monte Coleman | 1979-94 (16) | 43.5 |
| 5. Ken Harvey | 1994-98 (5) | 41.5 |

DUAL THREAT

60+ CAREER SACKS AND 3+ INT RETURN TD (NFL HISTORY)

| Player | Seasons | Sacks | INT TD |
|----------------------|--------------------|-------------|----------|
| Julius Peppers | 2002-17 (16) | 156.5 | 4 |
| Jason Taylor | 1997-2011 (15) | 139.5 | 3 |
| Ryan Kerrigan | 2011-18 (8) | 77.0 | 3 |

SINGLE-SEASON SACK LEADERS

REDSKINS SINCE SACKS BECAME OFFICIAL IN 1982:

| Player | Season | Sacks |
|--------------------------|-------------|-------------|
| 1. Dexter Manley | 1986 | 18.5 |
| 2. Dexter Manley | 1985 | 15.0 |
| 3. Charles Mann | 1985 | 14.5 |
| 4t. Ryan Kerrigan | 2014 | 13.5 |
| 4t. Ken Harvey | 1994 | 13.5 |
| 4t. Dexter Manley | 1984 | 13.5 |

2011 NFL DRAFT

CAREER SACKS BY 2011 NFL DRAFT PICKS:

| Player | Team | Sacks |
|-------------------------|------------|-------------|
| 1. Von Miller | DEN | 92.5 |
| 2. J.J. Watt | HOU | 85.0 |
| 3. Ryan Kerrigan | WAS | 77.0 |
| 4. Justin Houston | KC | 72.5 |
| 5. Cameron Jordan | NO | 65.5 |

FORCED FUMBLES

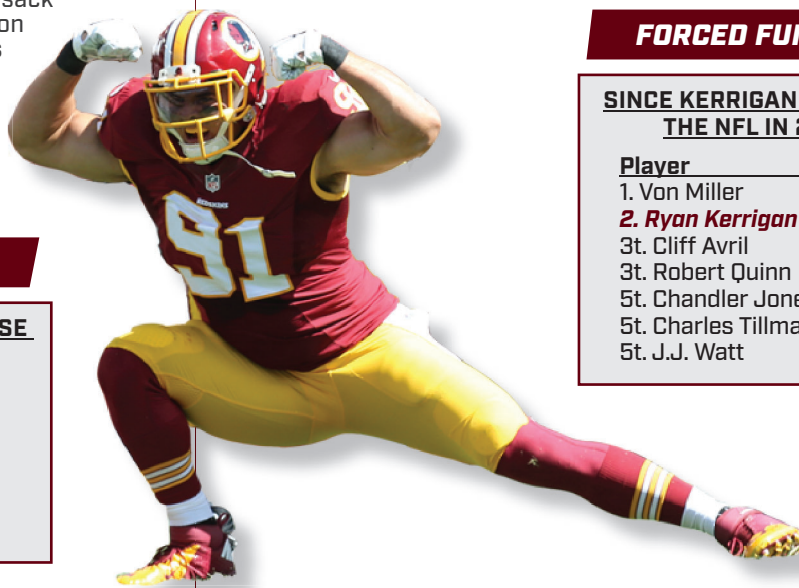
SINCE KERRIGAN ENTERED THE NFL IN 2011:

| Player | FF |
|-------------------------|-----------|
| 1. Von Miller | 25 |
| 2. Ryan Kerrigan | 23 |
| 3t. Cliff Avril | 21 |
| 3t. Robert Quinn | 21 |
| 5t. Chandler Jones | 19 |
| 5t. Charles Tillman | 19 |
| 5t. J.J. Watt | 19 |

MULTI-SACK

MOST GAMES WITH 2-PLUS SACKS IN FRANCHISE HISTORY SINCE 1982:

| Player | Multi-Sack Games |
|-------------------------|------------------|
| 1. Dexter Manley | 23 |
| 2. Ryan Kerrigan | 14 |
| 3. Charles Mann | 13 |
| 4. Ken Harvey | 10 |
| 5. Brian Drakpo | 8 |



GAME RELEASE

DJ SWEARINGER SR.

In 2017, the Washington Redskins signed four-year safety DJ Swearinger Sr. Swearinger who came to Washington after stops in Houston, Tampa Bay and Arizona and it looks like he may have found a permanent home in the Nations Capital.

Since signing with the Redskins, Swearinger has assumed a leadership role in the secondary and is one of the team's vocal leaders. He had an impressive first season with the team registering four interceptions and 10 passes defended. His four interceptions was tied for a team-high and was tied for the 12th best mark in the league.

So far this season, Swearinger has picked up right where he left off. In eight games thus far, he has four interceptions, seven passes defended, one sack, two forced fumbles and one fumble recovery. His four interceptions are tied for the most in the NFL through Week 8. Swearinger's seven passes defended are tied for the fourth most by a safety in the league this year.

In the Week 2 matchup against the Indianapolis Colts, Swearinger intercepted Colts QB Andrew Luck twice, marking his second multi-interception game as a Redskin. He became the 19th player in franchise history to record multiple games with two or more interceptions. Swearinger joins Miami LB Kiko Alonso, Houston S Kareem Jackson and Seattle S Bradley McDougald as the only players this season with two or more forced fumbles and two or more interceptions.

Swearinger posted his second multiple interception game against the New York Giants in Week 8. Swearinger intercepted Eli Manning twice and is the only player in the league so far this season with two or more games with multiple interceptions. He needs one more multiple interception game to tie a single season franchise record.



BALL HAWK

MOST INTERCEPTIONS IN 2018

| Player | Team | Int. |
|----------------------------|------------|----------|
| 1. Damontae Kazee | ATL | 5 |
| 2t. D.J. Swearinger | WAS | 4 |
| 2t. Kyle Fuller | CHI | 4 |
| 2t. Donte Jackson | CAR | 4 |
| 5t. 15 Players Tied | | 3 |

MOST INTERCEPTIONS SINCE 2017

| Player | Team | Int. |
|----------------------------|------------|----------|
| 1t. Kevin Byard | TEN | 10 |
| 1t. Darius Slay | DET | 10 |
| 3t. D.J. Swearinger | WAS | 8 |
| 3t. Harrison Smith | MIN | 8 |
| 3t. Tre Boston | LAC/ARI | 8 |
| 6t. A.J. Bouye | JAC | 7 |
| 6t. Xavien Howard | MIA | 7 |
| 6t. Jordan Poyer | BUF | 7 |

MULTI-INT

D.J. Swearinger is the only player in the NFL this season to record multiple interceptions in two or more games.

MOST MULTIPLE INTERCEPTION GAMES [2018]

| Player | Team | Multi INT Gs |
|---------------------------|------------|--------------|
| 1. D.J. Swearinger | WAS | 2 |
| 2t. 12 Players Tied | | 1 |

"Well, he was a good player at Arizona. We got him, and I think the biggest thing is just the continuity with the calls and the system and the people around him. I think it's getting him just more and more comfortable.

His durability has been outstanding, but now he's starting to get some chemistry with Montae and everybody else. Anytime you are in the same system for multiple years, too, it is going to help you. You are going to have more confidence and obviously play a lot better."

- Head Coach Jay Gruden

following the Week 8 win over New York

SINGLE SEASON CAREER HIGHS

D.J. Swearinger's four interceptions through seven games are the most he has ever had in the first half of a season. He has already tied his single season career high of four interceptions and needs one more to set a new mark. The sixth-year pro has had his two best seasons with Washington.

MOST INTERCEPTIONS IN A SINGLE SEASON

| Team | Season | Int. |
|--------------------------------|-------------|----------|
| 1t. Washington Redskins | 2018 | 4 |
| 1t. Washington Redskins | 2017 | 4 |
| 3. Arizona Cardinals | 2016 | 3 |
| 4. Houston Texans | 2014 | 2 |
| 5. Houston Texans | 2013 | 1 |

SECONDARY SPOTLIGHT

JOSH NORMAN

When the Carolina Panthers rescinded cornerback Josh Norman's franchise tag and allowed the All-Pro defender to enter unrestricted free agency on April 20, 2016 roles instantly became reversed. The then-28-year-old lockdown corner became the subject of teams trying to lock down his services.

The Redskins mobilized quickly, dispatching members of the Redskins' coaching staff on April 22 to pick up Norman and his family from his Carolina home and bring them to team headquarters. The group arrived back in Ashburn early that afternoon, and after the full press and a family vote, Norman was a member of the Washington Redskins by 9:30 p.m.

"It was an exciting 24 hours there and we're happy as heck to get him," Head Coach Jay Gruden said. "I think he's one of the premier corners in the National Football League."

Norman joined the Redskins having previously appeared in 53 regular season games with 38 starts for Carolina, recording 178 tackles (136 solo), 36 passes defended, seven interceptions (two returned for touchdowns), four forced fumbles and three fumbles recovered from 2012-15.

In 2015, Norman started all 16 regular season games and all three postseason games for the Panthers, recording career highs in interceptions (four), forced fumbles (three) and fumbles recovered (two) in addition to tying for the league lead in interceptions returned for touchdowns (two). His highly decorated 2015 campaign resulted in a myriad of honors, including All-Pro selections from both the Associated Press and Pro Football Writers Association in addition to sharing PFWA Co-Most Improved Player of the Year honors with new teammate Kirk Cousins.

Since that breakout campaign in 2015, few defensive backs have been as disruptive as the man known colloquially as "J-No."

FUMBLES FORCED SINCE 2015 (NFL DEFENSIVE BACKS):

| Player | FF |
|-----------------------|----------|
| 1. Josh Norman | 9 |
| 2t. Byron Maxwell | 8 |
| 2t. Keanu Neal | 8 |
| 4t. Mike Adams | 7 |
| 4t. Tony Jefferson | 7 |

PASSES DEFENDED SINCE 2015 (NFL):

| Player | PD |
|------------------------|-----------|
| 1. Robert Alford | 60 |
| 2t. Marcus Peters | 59 |
| 2t. Darius Slay | 59 |
| 4t. Ronald Darby | 54 |
| 4t. Casey Hayward | 54 |
| 6. Brent Grimes | 52 |
| 7t. Josh Norman | 51 |
| 7t. Stefon Gilmore | 51 |
| 9t. Malcolm Butler | 49 |
| 9t. Dre Kirkpatrick | 49 |
| 9t. Janoris Jenkins | 49 |

Norman's accolades and productivity speak for themselves, but what kind of person were the Redskins getting? Gruden and the Redskins learned early in 2016.

"I've been very impressed with Josh from the day that he got here," Gruden said. "He works extremely hard. He's got a great energy every single time that he walks out onto the field, and he's the last one off the field. He's attentive at meetings – he's excellent."

Norman had his best performance of the 2018 season against his former team in Week 6. He finished the game with five tackles (four solo), an interception, one forced fumble and one pass defensed. He was the first Redskin since Kendall Fuller (Week 3 of 2017) to record an interception and a forced fumble in a game.

QUINTON DUNBAR

In 2015, the Washington Redskins signed college free agent Quinton Dunbar as a wide receiver. A few months later during training camp, the coaching staff transitioned Dunbar to cornerback. Entering 2018 season, Dunbar emerged to become an option for the starting role opposite Josh Norman in the secondary. Head Coach Jay Gruden has gone on record spotlighting Dunbar's athletic ability.

"Yeah, that is a great tribute to him and his work, you know, but when you have that type of speed and that type of length you try to find a spot for a guy with that type of athletic ability and Quinton has done a good job with buying in and making the adjustment.," said Gruden. "Now, with the opportunity he has in front of him, it's going to be up to him whether he takes the next step..."

Dunbar intercepted Sam Bradford in the Redskins Week 1 win over Arizona. It was the fourth-consecutive season that Dunbar has recorded an interception. He is the first Redskin to accomplish this feat since Bashad Breeland recorded an interception in consecutive seasons from 2014-17.

DUNBAR AMONG DBS IN THE DIVISION

INTERCEPTIONS AMONG ACTIVE DEFENSIVE BACKS AGAINST THE NFC EAST SINCE 2015:

| Player | Team | Int. |
|---------------------------|------------|----------|
| 1. Malcolm Jenkins | PHI | 4 |
| 2t. Quinton Dunbar | WAS | 3 |
| 2t. Janoris Jenkins | NYG | 3 |
| 2t. Josh Norman | WAS | 3 |



SPOTLIGHT ON SPECIAL TEAMS

KICKER DUSTIN HOPKINS

The Redskins surprised many in Week 2 of the 2015 season when they elected to move on from kicker Kai Forbath, who exited as the franchise leader in field goal percentage among players with at least 50 attempts, in favor of signing kicker Dustin Hopkins.

After a solid debut in 2015, Hopkins went 34-for-42 on field goal attempts in 2016, breaking Mark Moseley's record (33 in 1983) for the most field goals in a single season in team history. In Week 3 that year, he tied a team record with five field goals in a 5-for-5 performance in a victory as part of an NFC Special Teams Player of the Week and Player of the Month performance.

MOST FIELD GOALS MADE [SINGLE SEASON, REDSKINS HISTORY]:

| Player | Season | FGM | FGA | FG Pct. | Pts. |
|--------------------------|-------------|-----------|-----------|-------------|------------|
| 1. Dustin Hopkins | 2016 | 34 | 42 | 81.0 | 138 |
| 2. Mark Moseley | 1983 | 33 | 47 | 70.2 | 161 |
| 3t. Graham Gano | 2011 | 31 | 41 | 75.6 | 118 |
| 3t. Chip Lohmiller | 1991 | 31 | 43 | 72.1 | 149 |
| 5t. Chip Lohmiller | 1990 | 30 | 40 | 75.0 | 131 |
| 5t. Chip Lohmiller | 1992 | 30 | 40 | 75.0 | 120 |

Now in his fourth season with the Redskins, Hopkins already ranks fourth in franchise history in career field goals made.

MOST FIELD GOALS MADE [CAREER, REDSKINS HISTORY]:

| Player | Seasons | FGM | FGA | FG Pct. |
|--------------------------|----------------|-----------|------------|-------------|
| 1. Mark Moseley | 1974-86 | 263 | 397 | 66.2 |
| 2. Chip Lohmiller | 1988-94 | 175 | 245 | 71.4 |
| 3. Curt Knight | 1969-73 | 101 | 175 | 57.7 |
| 4. Dustin Hopkins | 2015-18 | 90 | 106 | 84.9 |
| 5. Shaun Suisham | 2006-09 | 81 | 101 | 80.2 |

Beyond Hopkins' ability to boot the ball through the uprights, his ability to get it to stop and turn on a dime after 10 yards was vital to a Redskins' victory against Tampa Bay in Week 7 of the 2015 season. Hopkins delivered a perfect onside kick to start the second half of that game, ending a league-wide 0-for-24 skid on onside kick attempts to start the 2015 season. The onside kick helped jumpstart the Redskins en route to recording the largest comeback victory in franchise history.

It was only the fourth successful onside kick by the Redskins since 2000 and ended a streak of 18 unsuccessful onside kick attempts by the Redskins over the previous nine seasons.

SUCCESSFUL ONSIDE KICKS [REDSKINS SINCE 2000]:

| Year | Week | Qtr. | Opp | Kicker |
|-------------|----------|----------|-----------|-----------------------|
| 2015 | 7 | 3 | TB | Dustin Hopkins |
| 2007 | 9 | 2 | NYJ | Shaun Suisham |
| 2003 | 5 | 4 | Phi | John Hall |
| 2000 | 12 | 3 | StL | Scott Bentley |

In the Redskins Week 6 matchup against Carolina, Head Coach Jay Gruden trusted Hopkins with a 56 yard attempt instead of attempting to pin the Panthers deep in their own territory. The risk paid off as Hopkins connected on the kick, marking a new career high and tying him with Chip Lohmiller for the third longest made field goal in franchise history.

LONGEST MADE FIELD GOAL [FRANCHISE HISTORY]

| Player | Date | Long |
|---------------------------|-----------------|-----------|
| 1. Graham Gano | 11/06/11 | 59 |
| 2. Steve Cox | 09/28/86 | 57 |
| 3t. Dustin Hopkins | 10/14/18 | 56 |
| 3t. Chip Lohmiller | 12/22/90 | 56 |

PUNTER TRESS WAY

The Redskins spent the majority of the 2014 offseason evaluating a punting battle between newcomers Robert Malone and Blake Clingan, but the race received a darkhorse candidate when the team claimed Way off waivers from Chicago on Aug. 20 that year. Way was given 10 days to stake a claim to the punting job.

Way accomplished the feat and has since posted historically relevant numbers, earned the special teams captaincy in 2015 and been rewarded with a multi-year contract extension in 2016.

In 2014, Way's punting numbers rewarded the coaching staff's faith. Way averaged 47.5 yards per punt, the highest by a Redskins player since World War II. He finished the season averaging 47.5 yards per punt to rank fourth in team history, trailing only Sammy Baugh's full-season NFL record (51.4 yards per punt in 1940) and Baugh's 1941 and 1942 campaigns (48.7 and 48.2). Way became the first member of the Redskins to lead the NFL in punting for a season since Sam Baker in 1958 (45.4).

REDSKINS TO LEAD NFL IN PUNTING SINCE 1939:

| Player | Season | Avg. |
|------------------|-------------|-------------|
| Tress Way | 2014 | 47.5 |
| Sam Baker | 1958 | 45.4 |
| Sammy Baugh | 1945 | 43.3 |
| Sammy Baugh | 1943 | 45.9 |
| Sammy Baugh | 1942 | 48.2 |
| Sammy Baugh | 1941 | 48.7 |
| Sammy Baugh | 1940 | 51.4 |

Throughout his career, Way has waged his field position war by dropping punts inside the 20 with regularity. In the Redskins Week 7 matchup against Dallas, Way pinned a single game career high five punts inside the 20 yard line and was a key factor in the team's, 20-17, victory at FedExField. He is currently fifth in the league with 21 punts inside the 20 yard line. His previous single season high was 33 punts inside the 20 last season.

PUNTS DOWNED INSIDE THE 20 [2018]:

| Player | Team | No. |
|---------------------|------------|-----------|
| 1. Britton Colquitt | Cle | 29 |
| 2. Matt Haack | Mia | 26 |
| 3. Tress Way | Was | 25 |
| 4t. Corey Bojorquez | Buf | 22 |
| 4t. Trevor Daniel | Hou | 22 |

PUNTS DOWNED INSIDE THE 20 [CAREER, REDSKINS SINCE 1976]:

| Player | Years | No. |
|---------------------|--------------------|------------|
| 1. Matt Turk | 1995-99 (5) | 134 |
| 2. Tress Way | 2014-18 (5) | 116 |
| 3. Mike Bragg | 1968-79 (12)* | 79 |
| 4. Sav Rocca | 2011-13 (3) | 76 |
| 5. Derrick Frost | 2005-07 (3) | 73 |

* Stat not tracked until 1976

WAY'S SINGLE GAME HIGHS IN PUNTS DOWNED INSIDE THE 20:

| Date | Opponent | No. |
|-----------------|-----------------------------|----------|
| 10/21/18 | Dallas Cowboys | 5 |
| 11/11/18 | Tampa Bay Buccaneers | 4 |
| 11/04/18 | Atlanta Falcons | 4 |
| 11/23/17 | New York Giants | 4 |
| 12/31/17 | New York Giants | 4 |

ROSTERS/DEPTH

2018 WASHINGTON REDSKINS ROSTER (ALPHABETICAL)

as of November 13, 2018

| NO. | LAST | FIRST | POS | HT | WT | D.O.B. | AGE | EXP. | COLLEGE | HS HOMETOWN | HOW ACQ. |
|-----|----------------|------------|-----|------|-----|------------|-----|------|-------------------|-------------------------|---------------|
| 39 | Alexander | Adonis | CB | 6-3 | 197 | 11/7/1996 | 21 | R | Virginia Tech | Charlotte, N.C. | SD6-'18 |
| 93 | Allen | Jonathan | DL | 6-3 | 294 | 1/16/1995 | 23 | 2 | Alabama | Ashburn, Va. | DI-'17 |
| 52 | Anderson | Ryan | LB | 6-2 | 253 | 8/12/1994 | 24 | 2 | Alabama | Daphne, Ala. | D2-'17 |
| 66 | Bergstrom | Tony | OL | 6-5 | 310 | 8/6/1986 | 32 | 7 | Utah | Salt Lake City, Utah | FA-'17 |
| 46 | W Bibbs | Kapri | RB | 5-11 | 203 | 1/10/1993 | 25 | 3 | Colorado State | Plainfield, Ill. | FA-'17 |
| 69 | Bowanko | Luke | G | 6-6 | 305 | 6/12/1991 | 27 | 5 | Virginia | Clifton, Va. | FA-'18 |
| 99 | Brantley | Caleb | DL | 6-2 | 307 | 9/2/1994 | 24 | 2 | Florida | Crescent City, Fla. | FA-'18 |
| 53 | Brown | Zach | LB | 6-1 | 250 | 10/23/1989 | 29 | 7 | North Carolina | Columbia, Md. | UFA (BUF)-'17 |
| 16 | Chesson | Jehu | WR | 6-2 | 204 | 12/20/1993 | 24 | 3 | Michigan | St. Louis, Mo. | FA-'18 |
| 20 | Clinton-Dix | Ha Ha | S | 6-1 | 208 | 12/21/1992 | 25 | 5 | Alabama | Orlando, Fla. | T (GB)-'18 |
| 72 | Cooper | Jonathan | G | 6-2 | 308 | 1/19/1990 | 28 | 5 | North Carolina | Wilmington, N.C. | FA-'18 |
| 80 | Crowder | Jamison | WR | 5-9 | 177 | 6/17/1993 | 25 | 4 | Duke | Monroe, N.C. | D4a-'15 |
| 85 | Davis | Vernon | TE | 6-3 | 244 | 1/31/1984 | 34 | 13 | Maryland | Washington, D.C. | UFA (DEN)-'16 |
| 18 | Doctson | Josh | WR | 6-2 | 202 | 12/3/1992 | 25 | 3 | TCU | Mansfield, Texas | D1-'16 |
| 23 | Dunbar | Quinton | CB | 6-2 | 197 | 7/22/1992 | 26 | 4 | Florida | Miami, Fla. | CFA-'15 |
| 22 | Everett | Deshazor | S | 6-0 | 195 | 2/22/1992 | 26 | 4 | Texas A&M | DeRidder, La. | FA-'15 |
| 17 | Floyd | Michael | WR | 6-1 | 220 | 11/27/1989 | 28 | 7 | Notre Dame | St. Paul, Minn. | FA-'18 |
| 54 | Foster | Mason | LB | 6-1 | 250 | 3/1/1989 | 29 | 8 | Washington | Seaside, Calif. | FA-'15 |
| 51 | Hamilton | Shaun Dion | LB | 6-0 | 235 | 9/11/1995 | 23 | R | Alabama | Montgomery, Ala. | D6-'18 |
| 13 | Harris | Maurice | WR | 6-3 | 200 | 11/11/1992 | 26 | 3 | California | Greensboro, N.C. | CFA-'16 |
| 40 | Harvey-Clemons | Josh | LB | 6-4 | 230 | 2/20/1994 | 24 | 2 | Louisville | Valdosta, Ga. | D7a-'17 |
| 3 | Hopkins | Dustin | K | 6-2 | 203 | 10/1/1990 | 28 | 5 | Florida State | Houston, Texas | FA-'15 |
| 78 | Howard | Austin | T | 6-7 | 330 | 3/22/1987 | 31 | 7 | Northern Iowa | Davenport, Iowa | FA-'18 |
| 98 | Ioannidis | Matt | DL | 6-3 | 305 | 1/11/1994 | 24 | 3 | Temple | Flemington, N.J. | D5-'16 |
| 41 | R Johnson | Danny | CB | 5-9 | 181 | 11/17/1995 | 22 | R | Southern | Jackson, La. | CFA-'18 |
| 91 | Kerrigan | Ryan | LB | 6-4 | 259 | 8/16/1988 | 30 | 8 | Purdue | Muncie, Ind. | D1-'11 |
| 12 | McCoy | Colt | QB | 6-1 | 210 | 9/5/1986 | 32 | 9 | Texas | Tuscola, Texas | UFA (SF)-'14 |
| 92 | McGee | Stacy | DL | 6-3 | 339 | 1/17/1990 | 28 | 6 | Oklahoma | Muskogee, Okla. | UFA (OAK)-'17 |
| 58 | McKinzy | Cassanova | LB | 6-3 | 257 | 11/17/1992 | 25 | 1 | Auburn | Birmingham, Ala. | UFA (TB)-'16 |
| 96 | McPhee | Pernell | LB | 6-3 | 265 | 12/17/1988 | 29 | 8 | Mississippi State | Pahokee, Fla. | FA-'18 |
| 31 | Moreau | Fabian | CB | 6-0 | 200 | 4/9/1994 | 24 | 2 | UCLA | Davie, Fla. | D3-'17 |
| 76 | Moses | Morgan | T | 6-6 | 335 | 3/3/1991 | 27 | 5 | Virginia | North Chesterfield, Va. | D3a-'14 |
| 35 | R Nicholson | Montae | S | 6-2 | 215 | 12/4/1995 | 22 | 2 | Michigan State | Monroeville, Pa. | D4b-'17 |
| 24 | Norman | Josh | CB | 6-0 | 200 | 12/15/1987 | 30 | 7 | Coastal Carolina | Greenwood, S.C. | UFA (CAR)-'16 |
| 79 | Nsekhe | Ty | T | 6-8 | 330 | 10/27/1985 | 33 | 4 | Texas State | Arlington, Texas | FA-'15 |
| 95 | Payne | Daron | DL | 6-3 | 319 | 5/27/1997 | 21 | R | Alabama | Irontdale, Ala. | D1-'18 |
| 32 | Perine | Samaje | RB | 5-11 | 233 | 9/16/1995 | 23 | 2 | Oklahoma | Pflugerville, Texas | D4a-'17 |
| 26 | Peterson | Adrian | RB | 6-1 | 220 | 3/21/1985 | 33 | 12 | Oklahoma | Palestine, Texas | FA-'18 |
| 83 | Quick | Brian | WR | 6-3 | 215 | 6/5/1989 | 29 | 7 | Appalachian State | Columbia, S.C. | UFA (LAR)-'17 |
| 86 | Reed | Jordan | TE | 6-2 | 245 | 7/3/1990 | 28 | 6 | Florida | New London, Conn. | D3-'13 |
| 73 | Roullier | Chase | C | 6-4 | 310 | 8/23/1993 | 25 | 2 | Wyoming | Burnsville, Minn. | D6a-'17 |
| 97 | Settle | Tim | DL | 6-3 | 328 | 7/11/1997 | 21 | R | Virginia Tech | Manassas, Va. | D5-'18 |
| 11 | Smith | Alex | QB | 6-4 | 213 | 5/7/1984 | 34 | 14 | Utah | La Mesa, Calif. | T (KC)-'18 |
| 94 | Smith | Preston | LB | 6-5 | 265 | 11/17/1992 | 25 | 4 | Mississippi State | Stone Mountain, Ga. | D2-'15 |
| 87 | Sprinkle | Jeremy | TE | 6-5 | 252 | 8/10/1994 | 24 | 2 | Arkansas | White Hall, Ark. | D5-'17 |
| 37 | Stroman | Greg | CB | 5-11 | 180 | 3/8/1996 | 22 | R | Virginia Tech | Manassas, Va. | D7a-'18 |
| 57 | Sundberg | Nick | LS | 6-0 | 256 | 7/29/1987 | 31 | 9 | California | Phoenix, Ariz. | FA-'10 |
| 36 | Swearinger Sr. | D.J. | S | 5-10 | 205 | 9/1/1991 | 27 | 6 | South Carolina | Greenwood, S.C. | UFA (ARI)-'17 |
| 25 | Thompson | Chris | RB | 5-8 | 195 | 10/20/1990 | 28 | 5 | Florida State | Madison, Fla. | D5a-'13 |
| 56 | Vigil | Zach | LB | 6-2 | 238 | 3/28/1991 | 27 | 4 | Utah State | Clearfield, Utah | W (MIA)-'16 |
| 5 | Way | Tress | P | 6-1 | 216 | 4/18/1990 | 28 | 5 | Oklahoma | Tulsa, Okla. | W (CHI)-'14 |
| 71 | Williams | Trent | T | 6-5 | 320 | 7/19/1988 | 30 | 9 | Oklahoma | Longview, Texas | D1-'10 |

PRACTICE SQUAD

| | | | | | | | | | | | |
|----|------------|--------|----|------|-----|------------|----|---|----------------|----------------------|---------|
| 15 | Cobbs Jr. | Simmie | WR | 6-3 | 220 | 8/25/1995 | 23 | R | Indiana | Oak Park, Ill. | CFA-'18 |
| 55 | Dunn | Casey | C | 6-4 | 300 | 10/11/1994 | 24 | R | Auburn | Trussville, Al. | CFA-'18 |
| 41 | W Flanagan | Matt | TE | 6-6 | 260 | 3/26/1995 | 23 | R | Pittsburgh | Mendham, N.J. | CFA-'18 |
| 82 | Holtz | J.P. | TE | 6-3 | 240 | 8/28/1993 | 25 | 1 | Pittsburgh | Pittsburgh, Pa. | FA-'18 |
| 62 | Jones | Jarron | T | 6-6 | 320 | 4/11/1994 | 24 | 1 | Notre Dame | Rochester, N.Y. | FA-'18 |
| 84 | Kidsy | Darvin | WR | 6-0 | 180 | 3/19/1995 | 23 | R | Texas Southern | Missouri City, Texas | CFA-'18 |
| 61 | Parris | Timon | T | 6-6 | 315 | 9/11/1995 | 23 | R | Stony Brook | Floral Park, N.Y. | CFA-'18 |
| 45 | Reaves | Jeremy | S | 5-11 | 205 | 8/29/1996 | 22 | R | South Alabama | Pensacola, Fla. | FA-'18 |
| 64 | Wicker | Jojo | DT | 6-2 | 296 | 6/9/1996 | 22 | R | Arizona State | Long Beach, Calif. | FA-'18 |

RESERVE/INJURED

| | | | | | | | | | | |
|----------------|----------|----|------|-----|------------|----|---|---------------|--------------------|---------------|
| Apke | Troy | S | 6-1 | 200 | 4/11/1995 | 23 | R | Penn State | Pittsburgh, Pa. | D4-'18 |
| Catalina | Tyler | G | 6-6 | 315 | 1/24/1993 | 25 | 2 | Georgia | Holden, Mass. | CFA-'17 |
| Davis | Robert | WR | 6-3 | 212 | 4/2/1995 | 23 | 1 | Georgia State | Warner Robins, Ga. | D6b-'17 |
| Garner | Manasseh | TE | 6-2 | 240 | 3/11/1992 | 26 | 1 | Pittsburgh | Pittsburgh, Pa. | FA-'17 |
| Guice | Derrius | RB | 5-11 | 225 | 6/21/1997 | 21 | R | LSU | Baton Rouge, La. | D2-'18 |
| Kelley | Rob | RB | 6-0 | 229 | 10/3/1992 | 26 | 3 | Tulane | New Orleans, La. | CFA-'16 |
| Kouandjio | Arie | G | 6-5 | 316 | 4/23/1992 | 26 | 4 | Alabama | Hyattsville, Md. | D4b-'15 |
| Lauvao | Shawn | G | 6-3 | 308 | 10/26/1987 | 31 | 9 | Arizona State | Honolulu, Hawaii | UFA (CLE)-'14 |
| Marshall | Byron | RB | 5-9 | 225 | 2/13/1994 | 24 | 2 | Oregon | San Jose, Calif. | PS (PHI)-'17 |
| Quinn | Trey | WR | 6-0 | 200 | 12/7/1995 | 22 | R | SMU | Lake Charles, La. | D7b-'18 |
| Richardson Jr. | Paul | WR | 6-0 | 180 | 4/13/1992 | 26 | 5 | Colorado | Gardena, Calif. | UFA (SEA)-'18 |
| Scherff | Brandon | G | 6-5 | 315 | 12/26/1991 | 26 | 4 | Iowa | Denison, Iowa | D1-'15 |
| Sims | Cam | WR | 6-5 | 214 | 1/6/1996 | 22 | R | Alabama | Monroe, La. | CFA-'18 |
| Christian Sr. | Geron | T | 6-5 | 302 | 9/10/1996 | 22 | R | Louisville | Ocala, Fla. | D3-'18 |

PHYSICALLY UNABLE TO PERFORM

NON-FOOTBALL INJURY

Key: UFA - unrestricted free agent | FA - free agent | RFA - restricted free agent | CFA - college free agent | T - trade | W - waivers | D - draft | SD - supplemental draft | PS - signed from practice squad

Head Coach: Jay Gruden

Assistant Coaches: Bill Callahan (Assistant Head Coach/Offensive Line), Matt Cavanaugh (Offensive Coordinator), Ben Kotwica (Special Teams Coordinator), Greg Manusky (Defensive Coordinator), Kevin O'Connell (Passing Game Coordinator), Chad Englehart (Strength & Conditioning), Torrian Gray (Defensive Backs), Chad Grimm (Outside Linebackers), Ike Hilliard (Wide Receivers), Randy Jordan (Running Backs), Paul Kelly (Director of Football Operations), Cannon Matthews (Defensive Quality Control), Bret Munsey (Asst. Special Teams), Kavan Latham (Asst. Strength & Conditioning), Chris O'Hara (Offensive Quality Control), Kirk Olivadotti (Inside Linebackers), Wes Phillips (Tight Ends), Phil Rauscher (Asst. Offensive Line), Jake Sankal (Asst. Strength & Conditioning/Nutritionist), James Rowe (Asst. Defensive Backs), Jim Tomsula (Defensive Line)

2018 WASHINGTON REDSKINS ROSTER (NUMERICAL)

as of November 13, 2018

| NO. | FIRST | LAST | POS | HT | WT | D.O.B. | AGE | EXP. | COLLEGE | HS HOMETOWN | HOW ACQ. |
|-----|------------|----------------|-----|------|-----|------------|-----|------|-------------------|-------------------------|---------------|
| 3 | Dustin | Hopkins | K | 6-2 | 203 | 10/1/1990 | 28 | 5 | Florida State | Houston, Texas | FA-'15 |
| 5 | Tress | Way | P | 6-1 | 216 | 4/18/1990 | 28 | 5 | Oklahoma | Tulsa, Okla. | W (CHI)-'14 |
| 11 | Alex | Smith | QB | 6-4 | 213 | 5/7/1984 | 34 | 14 | Utah | La Mesa, Calif. | T (KC)-'18 |
| 12 | Colt | McCoy | QB | 6-1 | 210 | 9/5/1986 | 32 | 9 | Texas | Tuscola, Texas | UFA (SF)-'14 |
| 13 | Maurice | Harris | WR | 6-3 | 200 | 11/11/1992 | 26 | 3 | California | Greensboro, N.C. | CFA-'16 |
| 16 | Jehu | Chesson | WR | 6-2 | 204 | 12/20/1993 | 24 | 2 | Michigan | St. Louis, Mo. | FA-'18 |
| 17 | Michael | Floyd | WR | 6-1 | 220 | 11/27/1989 | 28 | 7 | Notre Dame | St. Paul, Minn. | FA-'18 |
| 18 | Josh | Doctson | WR | 6-2 | 202 | 12/3/1992 | 25 | 3 | TCU | Mansfield, Texas | D1-'16 |
| 20 | Ha Ha | Clinton-Dix | S | 6-1 | 208 | 12/21/1992 | 25 | 5 | Alabama | Orlando, Fla. | T (GB)-'18 |
| 22 | Deshazor | Everett | S | 6-0 | 195 | 2/22/1992 | 26 | 4 | Texas A&M | DeRidder, La. | FA-'15 |
| 23 | Quinton | Dunbar | CB | 6-2 | 197 | 7/22/1992 | 26 | 4 | Florida | Miami, Fla. | CFA-'15 |
| 24 | Josh | Norman | CB | 6-0 | 200 | 12/15/1987 | 30 | 7 | Coastal Carolina | Greenwood, S.C. | UFA (CAR)-'16 |
| 25 | Chris | Thompson | RB | 5-8 | 195 | 10/20/1990 | 28 | 5 | Florida State | Madison, Fla. | D5a-'13 |
| 26 | Adrian | Peterson | RB | 6-1 | 220 | 3/21/1985 | 33 | 12 | Oklahoma | Palestine, Texas | FA-'18 |
| 31 | Fabian | Moreau | CB | 6-0 | 200 | 4/9/1994 | 24 | 2 | UCLA | Davie, Fla. | D3-'17 |
| 32 | Samaje | Perine | RB | 5-11 | 233 | 9/16/1995 | 23 | 2 | Oklahoma | Pflugerville, Texas | D4a-'17 |
| 35 | Montae | Nicholson | S | 6-2 | 215 | 12/4/1995 | 22 | 2 | Michigan State | Monroeville, Pa. | D4b-'17 |
| 36 | D.J. | Swearinger Sr. | S | 5-10 | 205 | 9/1/1991 | 27 | 6 | South Carolina | Greenwood, S.C. | UFA (ARI)-'17 |
| 37 | Greg | Stroman | CB | 5-11 | 180 | 3/8/1996 | 22 | R | Virginia Tech | Manassas, Va. | D7a-'18 |
| 39 | Adonis | Alexander | CB | 6-3 | 197 | 11/7/1996 | 22 | R | Virginia Tech | Charlotte, N.C. | SD6-'18 |
| 40 | Josh | Harvey-Clemons | LB | 6-4 | 230 | 2/20/1994 | 24 | 2 | Louisville | Valdosta, Ga. | D7a-'17 |
| 41 | Danny | Johnson | CB | 5-9 | 181 | 11/17/1995 | 22 | R | Southern | Jackson, La. | CFA-'18 |
| 46 | W Kapri | Bibbs | RB | 5-11 | 203 | 1/10/1993 | 25 | 3 | Colorado State | Plainfield, Ill. | FA-'17 |
| 51 | Shaun Dion | Hamilton | LB | 6-0 | 235 | 9/11/1995 | 23 | R | Alabama | Montgomery, Ala. | D6-'18 |
| 52 | Ryan | Anderson | LB | 6-2 | 253 | 8/12/1994 | 24 | 2 | Alabama | Daphne, Ala. | D2-'17 |
| 53 | Zach | Brown | LB | 6-1 | 250 | 10/23/1989 | 29 | 7 | North Carolina | Columbia, Md. | UFA (BUF)-'17 |
| 54 | Mason | Foster | LB | 6-1 | 250 | 3/1/1989 | 29 | 8 | Washington | Seaside, Calif. | FA-'15 |
| 56 | Zach | Vigil | LB | 6-2 | 238 | 3/28/1991 | 27 | 4 | Utah State | Clearfield, Utah | W (MIA)-'16 |
| 57 | Nick | Sundberg | LS | 6-0 | 256 | 7/29/1987 | 31 | 9 | California | Phoenix, Ariz. | FA-'10 |
| 58 | McKinzy | Cassanova | LB | 6-3 | 257 | 11/17/1992 | 25 | 1 | Auburn | Birmingham, Ala. | UFA (TB)-'16 |
| 66 | Tony | Bergstrom | OL | 6-5 | 310 | 8/6/1986 | 32 | 7 | Utah | Salt Lake City, Utah | FA-'17 |
| 69 | Luke | Bowanko | G | 6-6 | 305 | 6/12/1991 | 27 | 5 | Virginia | Clifton, Va. | FA-'18 |
| 71 | Trent | Williams | T | 6-5 | 320 | 7/19/1988 | 30 | 9 | Oklahoma | Longview, Texas | D1-'10 |
| 72 | Jonathan | Cooper | G | 6-2 | 308 | 1/19/1990 | 28 | 5 | North Carolina | Wilmington, N.C. | FA-'18 |
| 73 | Chase | Roullier | C | 6-4 | 310 | 8/23/1993 | 25 | 2 | Wyoming | Burnsville, Minn. | D6a-'17 |
| 76 | Morgan | Moses | T | 6-6 | 335 | 3/3/1991 | 27 | 5 | Virginia | North Chesterfield, Va. | D3a-'14 |
| 78 | Austin | Howard | T | 6-7 | 330 | 3/22/1987 | 31 | 7 | Northern Iowa | Davenport, Iowa | FA-'18 |
| 79 | Ty | Nsekhe | T | 6-8 | 330 | 10/27/1985 | 33 | 4 | Texas State | Arlington, Texas | FA-'15 |
| 80 | Jamison | Crowder | WR | 5-9 | 177 | 6/17/1993 | 25 | 4 | Duke | Monroe, N.C. | D4a-'15 |
| 83 | Brian | Quick | WR | 6-3 | 215 | 6/5/1989 | 29 | 7 | Appalachian State | Columbia, S.C. | UFA (LAR)-'17 |
| 85 | Vernon | Davis | TE | 6-3 | 244 | 1/31/1984 | 34 | 13 | Maryland | Washington, D.C. | UFA (DEN)-'16 |
| 86 | Jordan | Reed | TE | 6-2 | 245 | 7/3/1990 | 28 | 6 | Florida | New London, Conn. | D3-'13 |
| 87 | Jeremy | Sprinkle | TE | 6-5 | 252 | 8/10/1994 | 24 | 2 | Arkansas | White Hall, Ark. | D5-'17 |
| 91 | Ryan | Kerriagan | LB | 6-4 | 259 | 8/16/1988 | 30 | 8 | Purdue | Muncie, Ind. | D1-'11 |
| 92 | Stacy | McGee | DL | 6-3 | 339 | 1/17/1990 | 28 | 6 | Oklahoma | Muskogee, Okla. | UFA (OAK)-'17 |
| 93 | Jonathan | Allen | DL | 6-3 | 294 | 1/16/1995 | 23 | 2 | Alabama | Ashburn, Va. | D1-'17 |
| 94 | Preston | Smith | LB | 6-5 | 265 | 11/17/1992 | 25 | 4 | Mississippi State | Stone Mountain, Ga. | D2-'15 |
| 95 | Daron | Payne | DL | 6-3 | 319 | 5/27/1997 | 21 | R | Alabama | Irondale, Ala. | D1-'18 |
| 96 | Pernell | McPhee | LB | 6-3 | 265 | 12/17/1988 | 29 | 8 | Mississippi State | Pahokee, Fla. | FA-'18 |
| 97 | Tim | Settle | DL | 6-3 | 328 | 7/11/1997 | 21 | R | Virginia Tech | Manassas, Va. | D5-'18 |
| 98 | Matt | Ioannidis | DL | 6-3 | 305 | 1/11/1994 | 24 | 3 | Temple | Flemington, N.J. | D5-'16 |
| 99 | Caleb | Brantley | DL | 6-2 | 307 | 9/2/1994 | 24 | 2 | Florida | Crescent City, Fla. | FA-'18 |

PRACTICE SQUAD

| | | | | | | | | | | | |
|----|--------|-----------|----|------|-----|------------|----|---|----------------|----------------------|---------|
| 15 | Simmie | Cobbs Jr. | WR | 6-3 | 220 | 8/25/1995 | 23 | R | Indiana | Oak Park, Ill. | CFA-'18 |
| 41 | W Matt | Flanagan | TE | 6-6 | 260 | 3/26/1995 | 23 | R | Pittsburgh | Mendham, N.J. | CFA-'18 |
| 45 | Jeremy | Reaves | S | 5-11 | 205 | 8/29/1996 | 22 | R | South Alabama | Pensacola, Fla. | FA-'18 |
| 55 | Dunn | Casey | C | 6-4 | 300 | 10/11/1994 | 24 | R | Auburn | Trussville, Al. | CFA-'18 |
| 61 | Timon | Parris | T | 6-6 | 315 | 9/11/1995 | 23 | R | Stony Brook | Floral Park, N.Y. | CFA-'18 |
| 62 | Jarron | Jones | T | 6-6 | 320 | 4/11/1994 | 24 | 1 | Notre Dame | Rochester, N.Y. | FA-'18 |
| 64 | JoJo | Wicker | DT | 6-2 | 296 | 6/9/1996 | 22 | R | Arizona State | Long Beach, Calif. | FA-'18 |
| 82 | J.P. | Holtz | TE | 6-3 | 240 | 8/28/1993 | 25 | 1 | Pittsburgh | Pittsburgh, Pa. | FA-'18 |
| 84 | Darvin | Kidsy | WR | 6-0 | 180 | 3/19/1995 | 23 | R | Texas Southern | Missouri City, Texas | CFA-'18 |

RESERVE/INJURED

| | | | | | | | | | | |
|----------|----------------|----|------|-----|------------|----|---|---------------|--------------------|---------------|
| Troy | Apke | S | 6-1 | 200 | 4/11/1995 | 23 | R | Penn State | Pittsburgh, Pa. | D4-'18 |
| Tyler | Catalina | G | 6-6 | 315 | 1/24/1993 | 25 | 2 | Georgia | Holden, Mass. | CFA-'17 |
| Geron | Christian Sr. | T | 6-5 | 302 | 9/10/1996 | 22 | R | Louisville | Ocala, Fla. | D3-'18 |
| Robert | Davis | WR | 6-3 | 212 | 4/2/1995 | 23 | 1 | Georgia State | Warner Robins, Ga. | D6b-'17 |
| Manasseh | Garner | TE | 6-2 | 240 | 3/11/1992 | 26 | 1 | Pittsburgh | Pittsburgh, Pa. | FA-'17 |
| Derrius | Guice | RB | 5-11 | 225 | 6/21/1997 | 21 | R | LSU | Baton Rouge, La. | D2-'18 |
| Rob | Kelley | RB | 6-0 | 229 | 10/3/1992 | 26 | 3 | Tulane | New Orleans, La. | CFA-'16 |
| Arie | Kouandjio | G | 6-5 | 316 | 4/23/1992 | 26 | 4 | Alabama | Hyattsville, Md. | D4b-'15 |
| Shawn | Lauvao | G | 6-3 | 308 | 10/26/1987 | 31 | 9 | Arizona State | Honolulu, Hawaii | UFA (CLE)-'14 |
| Byron | Marshall | RB | 5-9 | 225 | 2/13/1994 | 24 | 2 | Oregon | San Jose, Calif. | PS (PHI)-'17 |
| Trey | Quinn | WR | 6-0 | 200 | 12/7/1995 | 22 | R | SMU | Lake Charles, La. | D7b-'18 |
| Paul | Richardson Jr. | WR | 6-0 | 180 | 4/13/1992 | 26 | 5 | Colorado | Gardena, Calif. | UFA (SEA)-'18 |
| Brandon | Scherff | G | 6-5 | 315 | 12/26/1991 | 26 | 4 | Iowa | Denison, Iowa | D1-'15 |
| Cam | Sims | WR | 6-5 | 214 | 1/6/1996 | 22 | R | Alabama | Monroe, La. | CFA-'18 |

PHYSICALLY UNABLE TO PERFORM

NON-FOOTBALL INJURY

Key: UFA - unrestricted free agent | FA - free agent | RFA - restricted free agent | CFA - college free agent | T - trade | W - waivers | D - draft | SD - supplemental draft | PS - signed from practice squad

Head Coach: Jay Gruden

Assistant Coaches: Bill Callahan (Assistant Head Coach/Offensive Line), Matt Cavanaugh (Offensive Coordinator), Ben Kotwica (Special Teams Coordinator), Greg Manusky (Defensive Coordinator), Kevin O'Connell (Passing Game Coordinator), Chad Englehart (Strength & Conditioning), Torrian Gray (Defensive Backs), Chad Grimm (Outside Linebackers), Ike Hilliard (Wide Receivers), Randy Jordan (Running Backs), Paul Kelly (Director of Football Operations), Cannon Matthews (Defensive Quality Control), Bret Munsey (Asst. Special Teams), Kavan Latham (Asst. Strength & Conditioning), Chris O'Hara (Offensive Quality Control), Kirk Olivadotti (Inside Linebackers), Wes Phillips (Tight Ends), Phil Rauscher (Asst. Offensive Line), Jake Sankal (Asst. Strength & Conditioning/Nutritionist), James Rowe (Asst. Defensive Backs), Jim Tomslua (Defensive Line)

2018 WASHINGTON REDSKINS ROSTER (POSITIONAL)
as of November 13, 2018

| NO. | FIRST | LAST | POS | HT | WT | D.O.B. | AGE | EXP. | COLLEGE | HS HOMETOWN | HOW ACQ. |
|------------------------------|------------|----------------|-----|------|-----|------------|-----|------|-------------------|-------------------------|--------------|
| QUARTERBACKS (2) | | | | | | | | | | | |
| 11 | Alex | Smith | QB | 6-4 | 213 | 5/7/1984 | 34 | 14 | Utah | La Mesa, Calif. | T (KC)-18 |
| 12 | Colt | McCoy | QB | 6-1 | 210 | 9/5/1986 | 32 | 9 | Texas | Tuscola, Texas | UFA (SF)-14 |
| RUNNING BACKS (4) | | | | | | | | | | | |
| 25 | Chris | Thompson | RB | 5-8 | 195 | 10/20/1990 | 28 | 5 | Florida State | Madison, Fla. | D5a-13 |
| 26 | Adrian | Peterson | RB | 6-1 | 220 | 3/21/1985 | 33 | 12 | Oklahoma | Palestine, Texas | FA-18 |
| 32 | Samaje | Perine | RB | 5-11 | 233 | 9/16/1995 | 23 | 2 | Oklahoma | Pflugerville, Texas | D4a-17 |
| 46 | Kapri | Bibbs | RB | 5-11 | 203 | 1/10/1993 | 25 | 3 | Colorado State | Plainfield, Ill. | FA-17 |
| WIDE RECEIVERS (6) | | | | | | | | | | | |
| 13 | Maurice | Harris | WR | 6-3 | 200 | 11/11/1992 | 26 | 3 | California | Greensboro, N.C. | CFA-16 |
| 16 | Chesson | Jehu | WR | 6-2 | 204 | 12/20/1993 | 24 | 3 | Michigan | St. Louis, Mo. | FA-18 |
| 17 | Michael | Floyd | WR | 6-1 | 220 | 11/27/1989 | 28 | 7 | Nortre Dame | St. Paul, Minn. | FA-18 |
| 18 | Josh | Doctson | WR | 6-2 | 202 | 12/3/1992 | 25 | 3 | TCU | Mansfield, Texas | D1-16 |
| 80 | Jamison | Crowder | WR | 5-9 | 177 | 6/17/1993 | 25 | 4 | Duke | Monroe, N.C. | D4a-15 |
| 83 | Quick | Brian | WR | 6-3 | 215 | 6/5/1989 | 29 | 7 | Appalachian State | Columbia, S.C. | UFA (LAR)-17 |
| TIGHT ENDS (3) | | | | | | | | | | | |
| 85 | Vernon | Davis | TE | 6-3 | 244 | 1/31/1984 | 34 | 13 | Maryland | Washington, D.C. | UFA (DEN)-16 |
| 86 | Jordan | Reed | TE | 6-2 | 245 | 7/3/1990 | 28 | 6 | Florida | New London, Conn. | D3-13 |
| 87 | Jeremy | Sprinkle | TE | 6-5 | 252 | 8/10/1994 | 24 | 2 | Arkansas | White Hall, Ark. | D5-17 |
| OFFENSIVE LINEMEN (8) | | | | | | | | | | | |
| 66 | Tony | Bergstrom | OL | 6-5 | 310 | 8/6/1986 | 32 | 7 | Utah | Salt Lake City, Utah | FA-17 |
| 69 | Luke | Bowanko | G | 6-6 | 305 | 6/12/1991 | 27 | 5 | Virginia | Clifton, Va. | FA-18 |
| 71 | Trent | Williams | T | 6-5 | 320 | 7/19/1988 | 30 | 9 | Oklahoma | Longview, Texas | D1-10 |
| 72 | Jonathan | Cooper | G | 6-2 | 308 | 1/19/1990 | 28 | 5 | North Carolina | Wilmington, N.C. | FA-18 |
| 73 | Chase | Roullier | C | 6-4 | 310 | 8/23/1993 | 25 | 2 | Wyoming | Burnsville, Minn. | D6a-17 |
| 76 | Morgan | Moses | T | 6-6 | 335 | 3/3/1991 | 27 | 5 | Virginia | North Chesterfield, Va. | D3a-14 |
| 78 | Austin | Howard | T | 6-7 | 330 | 3/22/1987 | 31 | 7 | Northern Iowa | Davenport, Iowa | FA-18 |
| 79 | Ty | Nsekhe | T | 6-8 | 330 | 10/27/1985 | 33 | 4 | Texas State | Arlington, Texas | FA-15 |
| DEFENSIVE LINEMEN (6) | | | | | | | | | | | |
| 92 | Stacy | McGee | DL | 6-3 | 339 | 1/17/1990 | 28 | 6 | Oklahoma | Muskogee, Okla. | UFA (OAK)-17 |
| 93 | Jonathan | Allen | DL | 6-3 | 294 | 1/16/1995 | 23 | 2 | Alabama | Ashburn, Va. | D1-17 |
| 95 | Daron | Payne | DL | 6-3 | 319 | 5/27/1997 | 21 | R | Alabama | Irondale, Ala. | D1-18 |
| 97 | Tim | Settle | DL | 6-3 | 328 | 7/11/1997 | 21 | R | Virginia Tech | Manassas, Va. | D5-18 |
| 98 | Matt | Ioannidis | DL | 6-3 | 305 | 1/11/1994 | 24 | 3 | Temple | Flemington, N.J. | D5-16 |
| 99 | Caleb | Brantley | DL | 6-2 | 307 | 9/2/1994 | 24 | 2 | Florida | Crescent City, Fla. | FA-18 |
| LINEBACKERS (10) | | | | | | | | | | | |
| 40 | Josh | Harvey-Clemons | LB | 6-4 | 230 | 2/20/1994 | 24 | 2 | Louisville | Valdosta, Ga. | D7a-17 |
| 51 | Shaun Dion | Hamilton | LB | 6-0 | 235 | 9/11/1995 | 23 | R | Alabama | Montgomery, Ala. | D6-18 |
| 52 | Ryan | Anderson | LB | 6-2 | 253 | 8/12/1994 | 24 | 2 | Alabama | Daphne, Ala. | D2-17 |
| 53 | Zach | Brown | LB | 6-1 | 250 | 10/23/1989 | 29 | 7 | North Carolina | Columbia, Md. | UFA (BUF)-17 |
| 54 | Mason | Foster | LB | 6-1 | 250 | 3/1/1989 | 29 | 8 | Washington | Seaside, Calif. | FA-15 |
| 56 | Zach | Vigil | LB | 6-2 | 238 | 3/28/1991 | 27 | 4 | Utah State | Clearfield, Utah | W (MIA)-16 |
| 58 | Cassanova | McKinzy | LB | 6-3 | 257 | 11/17/1992 | 25 | 1 | Auburn | Birmingham, Ala. | UFA (TB)-16 |
| 91 | Ryan | Kerrigan | LB | 6-4 | 259 | 8/16/1988 | 30 | 8 | Purdue | Muncie, Ind. | D1-11 |
| 94 | Preston | Smith | LB | 6-5 | 265 | 11/17/1992 | 25 | 4 | Mississippi State | Stone Mountain, Ga. | D2-15 |
| 96 | Pernell | McPhee | LB | 6-3 | 265 | 12/17/1988 | 29 | 8 | Mississippi State | Pahokee, Fla. | FA-18 |
| DEFENSIVE BACKS (10) | | | | | | | | | | | |
| 20 | Ha Ha | Clinton-Dix | S | 6-1 | 208 | 12/21/1992 | 25 | 5 | Alabama | Orlando, Fla. | T (GB)-18 |
| 22 | Deshazor | Everett | S | 6-0 | 195 | 2/22/1992 | 26 | 4 | Texas A&M | DeRidder, La. | FA-15 |
| 23 | Quinton | Dunbar | CB | 6-2 | 197 | 7/22/1992 | 26 | 4 | Florida | Miami, Fla. | CFA-15 |
| 24 | Josh | Norman | CB | 6-0 | 200 | 12/15/1987 | 30 | 7 | Coastal Carolina | Greenwood, S.C. | UFA (CAR)-16 |
| 37 | Greg | Stroman | CB | 5-11 | 180 | 3/8/1996 | 22 | R | Virginia Tech | Manassas, Va. | D7a-18 |
| 31 | Fabian | Moreau | CB | 6-0 | 200 | 4/9/1994 | 24 | 2 | UCLA | Davie, Fla. | D3-17 |
| 39 | Adonis | Alexander | CB | 6-3 | 197 | 11/7/1996 | 22 | R | Virginia Tech | Charlotte, N.C. | SD6-18 |
| 35 | Montae | Nicholson | S | 6-2 | 215 | 12/4/1995 | 22 | 2 | Michigan State | Monroeville, Pa. | D4b-17 |
| 36 | D.J. | Swearinger Sr. | S | 5-10 | 205 | 9/1/1991 | 27 | 6 | South Carolina | Greenwood, S.C. | UFA (ARI)-17 |
| 41 | Danny | Johnson | CB | 5-9 | 181 | 11/17/1995 | 22 | R | Southern | Jackson, La. | CFA-18 |
| SPECIALISTS (3) | | | | | | | | | | | |
| 3 | Dustin | Hopkins | K | 6-2 | 203 | 10/1/1990 | 28 | 5 | Florida State | Houston, Texas | FA-15 |
| 5 | Tress | Way | P | 6-1 | 216 | 4/18/1990 | 28 | 5 | Oklahoma | Tulsa, Okla. | W (CHI)-14 |
| 57 | Nick | Sundberg | LS | 6-0 | 256 | 7/29/1987 | 31 | 9 | California | Phoenix, Ariz. | FA-10 |

Head Coach: Jay Gruden

Assistant Coaches: Bill Callahan (Assistant Head Coach/Offensive Line), Matt Cavanaugh (Offensive Coordinator), Ben Kotwica (Special Teams Coordinator), Greg Manusky (Defensive Coordinator), Kevin O'Connell (Passing Game Coordinator), Chad Englehart (Strength & Conditioning), Torrian Gray (Defensive Backs), Chad Grimm (Outside Linebackers), Ike Hilliard (Wide Receivers), Randy Jordan (Running Backs), Paul Kelly (Director of Football Operations), Cannon Matthews (Defensive Quality Control), Bret Munsey (Asst. Special Teams), Kavan Latham (Asst. Strength & Conditioning), Chris O'Hara (Offensive Quality Control), Kirk Olivadotti (Inside Linebackers), Wes Phillips (Tight Ends), Phil Rauscher (Asst. Offensive Line), Jake Sankal (Asst. Strength & Conditioning/Nutritionist), James Rowe (Asst. Defensive Backs), Jim Tomsula (Defensive Line)

**2018 WASHINGTON REDSKINS UNOFFICIAL DEPTH CHART
as of November 11, 2018**

OFFENSE

| | | | |
|----|--------------------|-------------------|------------------------------------|
| WR | 18 Josh Doctson | 16 Jehu Chesson | |
| LT | 71 Trent Williams | 79 Ty Nsekhe | |
| LG | 71 Jonathan Cooper | 68 Luke Bowanko | |
| C | 73 Chase Roullier | 66 Tony Bergstrom | |
| RG | 66 Tony Bergstrom | 68 Luke Bowanko | |
| RT | 76 Morgan Moses | 78 Austin Howard | |
| TE | 86 Jordan Reed | 85 Vernon Davis | 87 Jeremy Sprinkle |
| WR | 80 Jamison Crowder | 13 Maurice Harris | |
| WR | 13 Maurice Harris | 17 Michael Floyd | 84 Brian Quick |
| QB | 11 Alex Smith | 12 Colt McCoy | |
| RB | 26 Adrian Peterson | 25 Chris Thompson | 46 Kapri Bibbs 32 Samaje Perine |

DEFENSE

| | | | |
|-----|------------------------------|-------------------------------|--------------------------------------|
| DE | 93 Jonathan Allen | 92 Stacy McGee | |
| NT | <u>95 Daron Payne</u> | <u>97 Tim Settle</u> | |
| DE | 98 Matt Ioannidis | 99 Caleb Brantley | |
| SLB | 94 Preston Smith | 52 Ryan Anderson | 58 Cassanova McKinzy |
| MLB | 53 Zach Brown | 40 Josh Harvey-Clemons | |
| MLB | 54 Mason Foster | 56 Zach Vigil | <u>51 Shaun Dion Hamilton</u> |
| WLB | 91 Ryan Kerrigan | 96 Pernell McPhee | |
| CB | 23 Quinton Dunbar | 31 Fabian Moreau | <u>41 Danny Johnson</u> |
| CB | 24 Josh Norman | <u>37 Greg Stroman</u> | <u>39 Adonis Alexander</u> |
| SS | 20 Ha Ha Clinton-Dix | 35 Montae Nicholson | |
| FS | 36 D.J. Swearinger Sr. | 22 Deshaun Everett | |

SPECIAL TEAMS

| | | |
|----|--------------------------------|-------------------------------|
| P | 5 Tress Way | |
| K | 3 Dustin Hopkins | |
| H | 5 Tress Way | |
| LS | 57 Nick Sundberg | |
| KR | <u>41 Danny Johnson</u> | <u>37 Greg Stroman</u> |
| PR | <u>37 Greg Stroman</u> | 80 Jamison Crowder |

Rookies Bolded and Underlined

(Injured players in parentheses)

HOW THE 2018 WASHINGTON REDSKINS WERE BUILT
as of November 11, 2018

| YEAR | DRAFT/CFA 25 | FREE AGENT 21 | TRADE 2 | WAIVERS 2 | PRACTICE SQUAD 2 |
|-------------|---|---|--|---------------------|--|
| 2010 | T Trent Williams (1) | LS Nick Sundberg | | | |
| 2011 | LB Ryan Kerrigan (1) | | | | |
| 2013 | TE Jordan Reed (3) RB Chris Thompson (5a) | | | | |
| 2014 | T Morgan Moses (3a) | QB Colt McCoy (UFA - SF) | | P Tress Way (CHI) | |
| 2015 | LB Preston Smith (2) WR Jamison Crowder (4a) CB Quinton Dunbar (CFA) | S Deshaun Everett K Dustin Hopkins T Ty Nsekhe | | | |
| 2016 | WR Josh Doctson (1) DL Matt Ioannidis (5) WR Maurice Harris (CFA) | TE Vernon Davis (UFA - DEN) LB Mason Foster CB Josh Norman (UFA - CAR) | | LB Zach Vigil (MIA) | |
| 2017 | DL Jonathan Allen (1) LB Ryan Anderson (2) CB Fabian Moreau (3) RB Samaje Perine (4a) S Montae Nicholson (4b) TE Jeremy Sprinkle (5) C Chase Roullier (6a) LB Josh Harvey-Clemons (7a) | OL Tony Bergstrom LB Zach Brown (UFA - BUF) S D.J. Swearinger Sr. (UFA - ARI) DL Stacy McGee (UFA - OAK) | | | |
| 2018 | DL Daron Payne (1) DL Tim Settle (5) LB Shaun Dion Hamilton (6) CB Greg Stroman (7a) CB Adonis Alexander (S6) CB Danny Johnson (CFA) | DL Caleb Brantley WR Michael Floyd LB Pernell McPhee RB Adrian Peterson WR Brian Quick WR Jehu Chesson G Luke Bowanko G Jonathan Cooper T Austin Howard | QB Alex Smith (KC) S Ha Ha Clinton-Dix (GB) | | RB Kapri Bibbs LB Cassanova McKinzy |

HOW THE 2018 WASHINGTON REDSKINS ENTERED THE NFL
as of November 11, 2018

| YEAR | 1ST ROUND 11 | 2ND ROUND 5 | 3RD ROUND 6 | 4TH ROUND 5 |
|------|-------------------------------|--|-----------------------------------|---|
| 2005 | QB Alex Smith (SF, 1) | | | |
| 2006 | TE Vernon Davis (SF, 6) | | | |
| 2007 | RB Adrian Peterson (MIN, 7) | | | |
| 2010 | T Trent Williams (WAS, 4) | | QB Colt McCoy (CLE, 85) | |
| 2011 | LB Ryan Kerrigan (WAS, 16) | | LB Mason Foster (TB, 84) | |
| 2012 | WR Michael Floyd (ARI, 13) | WR Brian Quick (STL, 33) LB Zach Brown (TEN, 52) | OL Tony Bergstrom (OAK, 95) | |
| 2013 | G Jonathan Cooper (ARI, 7) | S D.J. Swearinger Sr. (HOU, 57) | TE Jordan Reed (WAS, 85) | |
| 2014 | S Ha Ha Clinton-Dix (GB, 21) | | T Morgan Moses (WAS, 66) | |
| 2015 | | LB Preston Smith (WAS, 38) | | WR Jamison Crowder (WAS, 105) |
| 2016 | WR Josh Doctson (WAS, 22) | | | LB Cassanova McKinzy (TB) |
| 2017 | DL Jonathan Allen (WAS, 17) | LB Ryan Anderson (WAS, 49) | CB Fabian Moreau (WAS, 81) | RB Samaje Perine (WAS, 114) S Montae Nicholson (WAS, 123) WR Jehu Chesson (KC, 139) |
| 2018 | DL Daron Payne (WAS, 13) | | | |
| YEAR | 5TH ROUND 6 | 6TH ROUND 7 | 7TH ROUND 2 | FREE AGENT 10 |
| 2009 | | | | LS Nick Sundberg (CAR) |
| 2010 | | | | G Austin Howard (PHI) |
| 2011 | LB Pernell McPhee (BAL, 165) | | | |
| 2012 | CB Josh Norman (CAR, 143) | | | T Ty Nsekhe (IND) |
| 2013 | RB Chris Thompson (WAS, 154) | K Dustin Hopkins (BUF, 177) DL Stacy McGee (OAK, 205) | | P Tress Way (CHI) |
| 2014 | | G Luke Bowanko (JAX, 205) | | RB Kapri Bibbs (DEN) |
| 2015 | | | | CB Quinton Dunbar (WAS) CB Deshaun Everett (TB) LB Zach Vigil (MIA) |
| 2016 | DL Matt Ioannidis (WAS, 152) | | | WR Maurice Harris (WAS) |
| 2017 | TE Jeremy Sprinkle (WAS, 154) | DL Caleb Brantley (CLE, 195) C Chase Roullier (WAS, 199) | LB Josh Harvey-Clemons (WAS, 230) | |
| 2018 | DL Tim Settle (WAS, 163) | LB Shaun Dion Hamilton (WAS, 205) CB Adonis Alexander (WAS, SD) | CB Greg Stroman (WAS, 241) | CB Danny Johnson (WAS) |

2018 WASHINGTON REDSKINS PRONUNCIATION GUIDE

ACTIVE ROSTER

| | |
|-----------------------------|-------------------------|
| Luke Bowanko | boh-WAIN-koh |
| Jehu Chesson | jay-EWE |
| Geron Christian, Sr. | JARE-en |
| Josh Doctson | DOCK-sun |
| Deshazor Everett | de-SHAY-zor |
| Shaun Dion Hamilton | Shawn DEE-on |
| Matt Ioannidis | eye-an-NYE-dis |
| Ty Nsekhe | en-SECK-he |
| Daron Payne | duh-RON |
| Samaje Perine | sah-MAH-jay / PEE-rhine |
| Chase Roullier | ROO-lee-ay |
| D.J. Swearinger, Sr. | SWEAR-in-jurr |

RESERVE LISTS

| | |
|------------------------|---------------------------|
| Manasseh Garner | muh-NESS-uh |
| Derrius Guice | GICE (rhymes with 'Dice') |
| Arie Kouandjio | r-REE / kwan-JOE |
| Shawn Lauvao | luh-VOW |
| Brandon Scherff | SCHER-eff |

COACHING STAFF

| | |
|---------------------|-------------|
| Ben Kotwica | cot-WEE-kuh |
| Kavan Latham | kuh-VON |
| Greg Manusky | man-US-key |
| Jim Tomsula | tom-SOO-luh |

| NO. | DATE | POS | FIRST | LAST | NAME | FULL | TRANSACTION |
|-----|-------------|-----|------------|---------------|----------------------|-----------------------|---|
| 1 | January 1 | CB | Quinton | Dunbar | Quinton Dunbar | Dunbar, Quinton | Signed Multi-Year Contract Extension |
| 2 | January 1 | OL | Alex | Balducci | Alex Balducci | Balducci, Alex | Signed Reserve/Future Contract |
| 3 | January 1 | DL | Tavaris | Barnes | Tavaris Barnes | Barnes, Tavaris | Signed Reserve/Future Contract |
| 4 | January 1 | TE | Chris | Bazile | Chris Bazile | Bazile, Chris | Signed Reserve/Future Contract |
| 5 | January 1 | RB | Kenny | Hilliard | Kenny Hilliard | Hilliard, Kenny | Signed Reserve/Future Contract |
| 6 | January 1 | OL | Cameron | Jefferson | Cameron Jefferson | Jefferson, Cameron | Signed Reserve/Future Contract |
| 7 | January 1 | OL | John | Kling | John Kling | Kling, John | Signed Reserve/Future Contract |
| 8 | January 1 | LB | Alex | McCalister | Alex McCalister | McCalister, Alex | Signed Reserve/Future Contract |
| 9 | January 1 | LB | Cassanova | McKinzy | Cassanova McKinzy | McKinzy, Cassanova | Signed Reserve/Future Contract |
| 10 | January 1 | DL | Ondre | Pipkins | Ondre Pipkins | Pipkins, Ondre | Signed Reserve/Future Contract |
| 11 | January 1 | DB | James | Sample | James Sample | Sample, James | Signed Reserve/Future Contract |
| 12 | January 1 | S | Orion | Stewart | Orion Stewart | Stewart, Orion | Signed Reserve/Future Contract |
| 13 | January 2 | QB | Stephen | Morris | Stephen Morris | Morris, Stephen | Signed Reserve/Future Contract |
| 14 | January 3 | DL | Montori | Hughes | Montori Hughes | Hughes, Montori | Signed Reserve/Future Contract |
| 15 | January 9 | DB | Kenny | Ladler | Kenny Ladler | Ladler, Kenny | Signed Reserve/Future Contract |
| 16 | January 19 | OL | Orlando | Franklin | Orlando Franklin | Franklin, Orlando | Signed Reserve/Future Contract |
| 17 | January 25 | LB | Mason | Foster | Mason Foster | Foster, Mason | Re-signed |
| 18 | February 14 | S | Su'a | Cravens | Su'a Cravens | Cravens, Su'a | Reinstated from Reserve/Left Squad List |
| 19 | March 6 | S | Deshazor | Everett | Deshazor Everett | Everett, Deshazor | Re-signed |
| 20 | March 6 | T | Kevin | Bowen | Kevin Bowen | Bowen, Kevin | Waived |
| 21 | March 6 | RB | Dare | Ogunbowale | Dare Ogunbowale | Ogunbowale, Dare | Waived |
| 22 | March 6 | RB | Kenny | Hilliard | Kenny Hilliard | Hilliard, Kenny | Waived |
| 23 | March 12 | K | Dustin | Hopkins | Dustin Hopkins | Hopkins, Dustin | Re-signed |
| 24 | March 14 | CB | Kendall | Fuller | Kendall Fuller | Fuller, Kendall | Traded to Kansas City |
| 25 | March 14 | QB | Alex | Smith | Alex Smith | Smith, Alex | Acquired from Kansas City via Trade |
| 28 | March 15 | LB | Zach | Brown | Zach Brown | Brown, Zach | Re-signed |
| 26 | March 15 | WR | Paul | Richardson | Paul Richardson | Richardson, Paul | Signed as Unrestricted Free Agent |
| 27 | March 15 | QB | Alex | Smith | Alex Smith | Smith, Alex | Signed Multi-Year Contract Extension |
| 29 | March 16 | P | Sam | Irwin-Hill | Sam Irwin-Hill | Irwin-Hill, Sam | Signed as Free Agent |
| 30 | March 16 | WR | Brian | Quick | Brian Quick | Quick, Brian | Re-signed |
| 31 | March 19 | CB | Orlando | Scandrick | Orlando Scandrick | Scandrick, Orlando | Signed as Free Agent |
| 32 | March 20 | | Kevin | O'Connell | Kevin O'Connell | O'Connell, Kevin | Promoted to Passing Game Coordinator |
| 33 | March 20 | | Phil | Rauscher | Phil Rauscher | Rauscher, Phil | Announced as Assistant Offensive Line Coach |
| 34 | March 26 | LB | Pernell | McPhee | Pernell McPhee | McPhee, Pernell | Signed as Free Agent |
| 35 | March 29 | S | Su'a | Cravens | Su'a Cravens | Cravens, Su'a | Traded to Denver |
| 36 | March 29 | RB | LeShun | Daniels | LeShun Daniels | Daniels, LeShun | Waived |
| 37 | April 3 | DL | Phil | Taylor Sr. | Phil Taylor Sr. | Taylor Sr., Phil | Re-signed |
| 38 | April 6 | QB | Kevin | Hogan | Kevin Hogan | Hogan, Kevin | Acquired from Cleveland via Trade |
| 39 | April 9 | QB | Stephen | Morris | Stephen Morris | Morris, Stephen | Waived |
| 40 | April 13 | LB | Otha | Peters | Otha Peters | Peters, Otha | Waived |
| 41 | April 13 | S | Orion | Stewart | Orion Stewart | Stewart, Orion | Waived |
| 43 | April 16 | OL | Tony | Bergstrom | Tony Bergstrom | Bergstrom, Tony | Re-signed |
| 42 | April 16 | T | Ty | Nsekhe | Ty Nsekhe | Nsekhe, Ty | Re-signed |
| 44 | April 16 | G | Brandon | Scherff | Brandon Scherff | Scherff, Brandon | Fifth-Year Option Exercised |
| 45 | April 26 | DL | Daron | Payne | Daron Payne | Payne, Daron | Draft Selection (Round 1, No. 13 Overall) |
| 46 | April 27 | RB | Derrius | Guice | Derrius Guice | Guice, Derrius | Draft Selection (Round 2, No. 59 Overall) |
| 47 | April 27 | T | Geron | Christian Sr. | Geron Christian Sr. | Christian Sr., Geron | Draft Selection (Round 3, No. 74 Overall) |
| 48 | April 28 | S | Troy | Apke | Troy Apke | Apke, Troy | Draft Selection (Round 4, No. 109 Overall) |
| 49 | April 28 | DL | Tim | Settle | Tim Settle | Settle, Tim | Draft Selection (Round 5, No. 163 Overall) |
| 50 | April 28 | LB | Shaun Dion | Hamilton | Shaun Dion Hamilton | Hamilton, Shaun Dion | Draft Selection (Round 6, No. 197 Overall) |
| 51 | April 28 | CB | Greg | Stroman | Greg Stroman | Stroman, Greg | Draft Selection (Round 7, No. 241 Overall) |
| 52 | April 28 | WR | Trey | Quinn | Trey Quinn | Quinn, Trey | Draft Selection (Round 7, No. 256 Overall) |
| 53 | April 30 | DL | A.J. | Francis | A.J. Francis | Francis, A.J. | Released |
| 54 | April 30 | DL | Montori | Hughes | Montori Hughes | Hughes, Montori | Released |
| 55 | April 30 | DL | Terrell | McClain | Terrell McClain | McClain, Terrell | Released |
| 56 | April 30 | TE | Chris | Bazile | Chris Bazile | Bazile, Chris | Waived |
| 57 | April 30 | LB | Cassanova | McKinzy | Cassanova McKinzy | McKinzy, Cassanova | Waived |
| 58 | April 30 | DB | James | Sample | James Sample | Sample, James | Waived |
| 59 | May 2 | S | Quin | Blanding | Quin Blanding | Blanding, Quin | Signed as College Free Agent |
| 60 | May 2 | RB | Martez | Carter | Martez Carter | Carter, Martez | Signed as College Free Agent |
| 61 | May 2 | WR | Simmie | Cobbs Jr. | Simmie Cobbs Jr. | Cobbs Jr., Simmie | Signed as College Free Agent |
| 62 | May 2 | LB | Jerod | Fernandez | Jerod Fernandez | Fernandez, Jerod | Signed as College Free Agent |
| 63 | May 2 | WR | Shay | Fields | Shay Fields | Fields, Shay | Signed as College Free Agent |
| 64 | May 2 | TE | Matt | Flanagan | Matt Flanagan | Flanagan, Matt | Signed as College Free Agent |
| 65 | May 2 | WR | Mikah | Holder | Mikah Holder | Holder, Mikah | Signed as College Free Agent |
| 66 | May 2 | CB | Danny | Johnson | Danny Johnson | Johnson, Danny | Signed as College Free Agent |
| 67 | May 2 | T | Timon | Parris | Timon Parris | Parris, Timon | Signed as College Free Agent |
| 68 | May 2 | WR | De'Mornay | Pierson-El | De'Mornay Pierson-El | Pierson-El, De'Mornay | Signed as College Free Agent |
| 69 | May 2 | WR | Cam | Sims | Cam Sims | Sims, Cam | Signed as College Free Agent |
| 70 | May 2 | CB | Ranthyony | Texada | Ranthyony Texada | Texada, Ranthyony | Signed as College Free Agent |
| 71 | May 2 | FB | Elijah | Wellman | Elijah Wellman | Wellman, Elijah | Signed as College Free Agent |
| 72 | May 3 | C | Sean | Welsh | Sean Welsh | Welsh, Sean | Signed as College Free Agent |
| 73 | May 3 | OL | Orlando | Franklin | Orlando Franklin | Franklin, Orlando | Released |
| 74 | May 8 | G | Shawn | Lauvao | Shawn Lauvao | Lauvao, Shawn | Re-signed |
| 75 | May 10 | DL | Daron | Payne | Daron Payne | Payne, Daron | Signed Contract |
| 76 | May 10 | RB | Derrius | Guice | Derrius Guice | Guice, Derrius | Signed Contract |
| 77 | May 10 | S | Troy | Apke | Troy Apke | Apke, Troy | Signed Contract |
| 78 | May 10 | DL | Tim | Settle | Tim Settle | Settle, Tim | Signed Contract |
| 79 | May 10 | LB | Shaun Dion | Hamilton | Shaun Dion Hamilton | Hamilton, Shaun Dion | Signed Contract |
| 80 | May 10 | CB | Greg | Stroman | Greg Stroman | Stroman, Greg | Signed Contract |
| 81 | May 10 | WR | Trey | Quinn | Trey Quinn | Quinn, Trey | Signed Contract |
| 82 | May 14 | WR | Mikah | Holder | Mikah Holder | Holder, Mikah | Waived |
| 83 | May 14 | C | Sean | Welsh | Sean Welsh | Welsh, Sean | Waived (Designated Left Squad) |
| 84 | May 14 | LB | Vontae | Diggs | Vontae Diggs | Diggs, Vontae | Signed as College Free Agent |

| NO. | DATE | POS | FIRST | LAST | NAME | FULL | TRANSACTION |
|-----|-------------|-----|----------------|---------------|-----------------------|------------------------|--|
| 85 | May 14 | C | Casey | Dunn | Casey Dunn | Dunn, Casey | Signed as College Free Agent |
| 86 | May 14 | WR | Darvin | Kidsy | Darvin Kidsy | Kidsy, Darvin | Signed as College Free Agent |
| 87 | May 22 | G | Isaiah | Williams | Isaiah Williams | Williams, Isaiah | Signed as Free Agent |
| 88 | May 22 | G | Arie | Kouandjio | Arie Kouandjio | Kouandjio, Arie | Waived (Designated Injured) |
| 89 | May 30 | TE | Garrett | Hudson | Garrett Hudson | Hudson, Garrett | Signed as College Free Agent |
| 90 | May 30 | WR | De'Mornay | Pierson-El | De'Mornay Pierson-El | Pierson-El, De'Mornay | Waived |
| 91 | June 14 | T | Geron | Christian Sr. | Geron Christian Sr. | Christian Sr., Geron | Signed Contract |
| 92 | July 11 | CB | Adonis | Alexander | Adonis Alexander | Alexander, Adonis | Supplemental Draft Selection (Round 6) |
| 93 | July 13 | CB | Adonis | Alexander | Adonis Alexander | Alexander, Adonis | Signed Contract |
| 94 | July 13 | P | Sam | Irwin-Hill | Sam Irwin-Hill | Irwin-Hill, Sam | Waived |
| 95 | July 25 | RB | Keith | Marshall | Keith Marshall | Marshall, Keith | Waived |
| 96 | July 25 | DB | Prince Charles | Iworah | Prince Charles Iworah | Iworah, Prince Charles | Signed as Free Agent |
| 97 | August 1 | OL | Alex | Balducci | Alex Balducci | Balducci, Alex | Waived |
| 98 | August 1 | LB | Dadi | Nicolas | Dadi Nicolas | Nicolas, Dadi | Signed as Free Agent |
| 99 | August 6 | LB | Alex | McCalister | Alex McCalister | McCalister, Alex | Waived (Designated Injured) |
| 100 | August 6 | LB | Cassanova | McKinzy | Cassanova McKinzy | McKinzy, Cassanova | Signed as Free Agent |
| 101 | August 7 | DL | Dante | Sawyer | Dante Sawyer | Sawyer, Dante | Signed as College Free Agent |
| 102 | August 7 | DL | Tavaris | Barnes | Tavaris Barnes | Barnes, Tavaris | Waived (Designated Injured) |
| 103 | August 11 | FB | Elijah | Wellman | Elijah Wellman | Wellman, Elijah | Waived (Designated Injured) |
| 104 | August 11 | TE | Manasseh | Garner | Manasseh Garner | Garner, Manasseh | Placed on Reserve/Injured List |
| 105 | August 11 | RB | Derrius | Guice | Derrius Guice | Guice, Derrius | Placed on Reserve/Injured List |
| 106 | August 11 | TE | J.P. | Holtz | J.P. Holtz | Holtz, J.P. | Signed as Free Agent |
| 107 | August 11 | LB | Jeff | Knox | Jeff Knox | Knox, Jeff | Signed as Free Agent |
| 108 | August 11 | DL | Jalen | Wilkerson | Jalen Wilkerson | Wilkerson, Jalen | Signed as Free Agent |
| 109 | August 13 | WR | Robert | Davis | Robert Davis | Davis, Robert | Placed on Reserve/Injured List |
| 110 | August 13 | WR | Dan | Williams III | Dan Williams III | Williams III, Dan | Signed as Free Agent |
| 111 | August 14 | CB | Orlando | Scandrick | Orlando Scandrick | Scandrick, Orlando | Released |
| 112 | August 14 | LB | Alex | McCalister | Alex McCalister | McCalister, Alex | Waived from Reserve/Injured List with Settlement |
| 113 | August 18 | RB | Martez | Carter | Martez Carter | Carter, Martez | Waived (Designated Injured) |
| 114 | August 18 | LB | Jeff | Knox | Jeff Knox | Knox, Jeff | Waived |
| 115 | August 18 | DE | Jalen | Wilkerson | Jalen Wilkerson | Wilkerson, Jalen | Waived |
| 116 | August 18 | T | Kendall | Calhoun | Kendall Calhoun | Calhoun, Kendall | Signed as Free Agent |
| 117 | August 18 | DB | Darius | Hillary | Darius Hillary | Hillary, Darius | Signed as Free Agent |
| 118 | August 18 | WR | Allenzac | Staggers | Allenzac Staggers | Staggers, Allenzac | Signed as Free Agent |
| 119 | August 20 | T | Cameron | Jefferson | Cameron Jefferson | Jefferson, Cameron | Waived (Designated Injured) |
| 120 | August 20 | RB | Adrian | Peterson | Adrian Peterson | Peterson, Adrian | Signed as Free Agent |
| 121 | August 20 | RB | De'Veon | Smith | De'Veon Smith | Smith, De'Veon | Signed as Free Agent |
| 122 | August 24 | RB | Martez | Carter | Martez Carter | Carter, Martez | Waived from Reserve/Injured List with Settlement |
| 123 | August 24 | OL | Cameron | Jefferson | Cameron Jefferson | Jefferson, Cameron | Waived from Reserve/Injured List with Settlement |
| 124 | August 24 | RB | Elijah | Wellman | Elijah Wellman | Wellman, Elijah | Waived from Reserve/Injured List with Settlement |
| 125 | August 25 | DB | Darius | Hillary | Darius Hillary | Hillary, Darius | Waived |
| 126 | August 25 | DL | JoJo | Wicker | JoJo Wicker | Wicker, JoJo | Signed as Free Agent |
| 127 | August 26 | WR | Allenzac | Staggers | Allenzac Staggers | Staggers, Allenzac | Waived |
| 128 | August 26 | QB | Connor | Jessop | Connor Jessop | Jessop, Connor | Signed as Free Agent |
| 129 | September 1 | CB | Quin | Blanding | Quin Blanding | Blanding, Quin | Waived |
| 130 | September 1 | T | Kendall | Calhoun | Kendall Calhoun | Calhoun, Kendall | Waived |
| 131 | September 1 | T | T.J. | Clemmings | T.J. Clemmings | Clemmings, T.J. | Waived |
| 132 | September 1 | WR | Simmie | Cobbs Jr. | Simmie Cobbs Jr. | Cobbs Jr., Simmie | Waived |
| 133 | September 1 | LB | Vontae | Diggs | Vontae Diggs | Diggs, Vontae | Waived |
| 134 | September 1 | LB | Jerod | Fernandez | Jerod Fernandez | Fernandez, Jerod | Waived |
| 135 | September 1 | WR | Shay | Fields | Shay Fields | Fields, Shay | Waived |
| 136 | September 1 | TE | Matt | Flanagan | Matt Flanagan | Flanagan, Matt | Waived |
| 137 | September 1 | QB | Kevin | Hogan | Kevin Hogan | Hogan, Kevin | Waived |
| 138 | September 1 | TE | J.P. | Hotlz | J.P. Hotlz | Hotlz, J.P. | Waived |
| 139 | September 1 | TE | Garrett | Hudson | Garrett Hudson | Hudson, Garrett | Waived |
| 140 | September 1 | DB | Prince Charles | Iworah | Prince Charles Iworah | Iworah, Prince Charles | Waived |
| 141 | September 1 | QB | Connor | Jessop | Connor Jessop | Jessop, Connor | Waived |
| 142 | September 1 | G | Kyle | Kalis | Kyle Kalis | Kalis, Kyle | Waived |
| 143 | September 1 | WR | Darvin | Kidsy | Darvin Kidsy | Kidsy, Darvin | Waived |
| 144 | September 1 | T | John | Kling | John Kling | Kling, John | Waived |
| 145 | September 1 | DB | Kenny | Ladler | Kenny Ladler | Ladler, Kenny | Waived |
| 146 | September 1 | LB | Cassanova | McKinzy | Cassanova McKinzy | McKinzy, Cassanova | Waived |
| 147 | September 1 | LB | Dadi | Nicolas | Dadi Nicolas | Nicolas, Dadi | Waived |
| 148 | September 1 | T | Timon | Parris | Timon Parris | Parris, Timon | Waived |
| 149 | September 1 | NT | Ondre | Pipkins | Ondre Pipkins | Pipkins, Ondre | Waived |
| 150 | September 1 | LB | Pete | Robertson | Pete Robertson | Robertson, Pete | Waived |
| 151 | September 1 | DE | Dante | Sawyer | Dante Sawyer | Sawyer, Dante | Waived |
| 152 | September 1 | RB | De'Veon | Smith | De'Veon Smith | Smith, De'Veon | Waived |
| 153 | September 1 | DB | Fish | Smithson | Fish Smithson | Smithson, Fish | Waived |
| 154 | September 1 | LB | Martrell | Spaight | Martrell Spaight | Spaight, Martrell | Waived |
| 155 | September 1 | DB | Ranthonny | Texada | Ranthonny Texada | Texada, Ranthonny | Waived |
| 156 | September 1 | DT | JoJo | Wicker | JoJo Wicker | Wicker, JoJo | Waived |
| 157 | September 1 | WR | Daniel | Williams III | Daniel Williams III | Williams III, Daniel | Waived |
| 158 | September 1 | G | Isaiah | Williams | Isaiah Williams | Williams, Isaiah | Waived |
| 159 | September 1 | RB | Kapri | Bibbs | Kapri Bibbs | Bibbs, Kapri | Released |
| 160 | September 1 | DL | Phil | Taylor Sr. | Phil Taylor Sr. | Taylor Sr., Phil | Released |
| 161 | September 1 | WR | Brian | Quick | Brian Quick | Quick, Brian | Released |
| 162 | September 1 | C | Demetrius | Rhaney | Demetrius Rhaney | Rhaney, Demetrius | Released |
| 163 | September 1 | G | Tyler | Catalina | Tyler Catalina | Catalina, Tyler | Placed on Reserve/Injured List |
| 164 | September 2 | RB | Kapri | Bibbs | Kapri Bibbs | Bibbs, Kapri | Signed to Practice Squad |
| 165 | September 2 | WR | Simmie | Cobbs Jr. | Simmie Cobbs Jr. | Cobbs Jr., Simmie | Signed to Practice Squad |
| 166 | September 2 | TE | Matt | Flanagan | Matt Flanagan | Flanagan, Matt | Signed to Practice Squad |
| 167 | September 2 | WR | Darvin | Kidsy | Darvin Kidsy | Kidsy, Darvin | Signed to Practice Squad |
| 168 | September 2 | DB | Kenny | Ladler | Kenny Ladler | Ladler, Kenny | Signed to Practice Squad |
| 169 | September 2 | LB | Cassanova | McKinzy | Cassanova McKinzy | McKinzy, Cassanova | Signed to Practice Squad |

| NO. | DATE | POS | FIRST | LAST | NAME | FULL | TRANSACTION |
|-----|--------------|-----|-----------|----------------|---------------------|----------------------|---|
| 170 | September 2 | T | Timon | Parris | Timon Parris | Parris, Timon | Signed to Practice Squad |
| 171 | September 2 | DT | JoJo | Wicker | JoJo Wicker | Wicker, JoJo | Signed to Practice Squad |
| 172 | September 2 | DT | Caushaud | Lyons | Caushaud Lyons | Lyons, Caushaud | Signed to Practice Squad |
| 173 | September 2 | QB | Nic | Shimonek | Nic Shimonek | Shimonek, Nic | Signed to Practice Squad |
| 174 | September 2 | DT | Caleb | Brantley | Caleb Brantley | Brantley, Caleb | Signed as a Free Agent |
| 175 | September 2 | DE | Anthony | Lanier | Anthony Lanier | Lanier, Anthony | Waived (Designated Injured) |
| 176 | September 3 | DT | Caushaud | Lyons | Caushaud Lyons | Lyons, Caushaud | Released from Practice Squad |
| 177 | September 5 | WR | Jehu | Chesson | Jehu Chesson | Chesson, Jehu | Signed to Practice Squad |
| 178 | September 5 | TE | J.P. | Holtz | J.P. Holtz | Holtz, J.P. | Signed to Practice Squad |
| 179 | September 5 | QB | Nic | Shimonek | Nic Shimonek | Shimonek, Nic | Released from Practice Squad |
| 180 | September 5 | LB | Josh | Keyes | Josh Keyes | Keyes, Josh | Signed as Free Agent |
| 181 | September 5 | RB | Byron | Marshall | Byron Marshall | Marshall, Byron | Placed on Reserve/Injured List |
| 182 | September 11 | LB | Josh | Keyes | Josh Keyes | Keyes, Josh | Waived |
| 183 | September 11 | WR | Brian | Quick | Brian Quick | Quick, Brian | Signed as a Free Agent |
| 184 | September 11 | DB | Kenny | Ladler | Kenny Ladler | Ladler, Kenny | Signed to Active Roster from Practice Squad |
| 185 | September 11 | WR | Cam | Sims | Cam Sims | Sims, Cam | Placed on Reserve/Injured List |
| 186 | September 11 | WR | Teo | Redding | Teo Redding | Redding, Teo | Signed to Practice Squad |
| 187 | September 12 | WR | Trey | Quinn | Trey Quinn | Quinn, Trey | Placed on Reserve/Injured List |
| 188 | September 12 | WR | Jehu | Chesson | Jehu Chesson | Chesson, Jehu | Signed to Active Roster from Practice Squad |
| 189 | September 12 | S | Jeremy | Reaves | Jeremy Reaves | Reaves, Jeremy | Signed to Practice Squad |
| 190 | September 17 | WR | Jehu | Chesson | Jehu Chesson | Chesson, Jehu | Waived |
| 191 | September 18 | WR | Michael | Floyd | Michael Floyd | Floyd, Michael | Signed as Free Agent |
| 192 | September 18 | WR | Breshad | Perriman | Breshad Perriman | Perriman, Breshad | Signed as Free Agent |
| 193 | September 18 | WR | Teo | Redding | Teo Redding | Redding, Teo | Released from Practice Squad |
| 194 | September 18 | S | Jeremy | Reaves | Jeremy Reaves | Reaves, Jeremy | Released from Practice Squad |
| 195 | September 18 | RB | Rob | Kelley | Rob Kelley | Kelley, Rob | Placed on Reserve/Injured List |
| 196 | September 18 | WR | Jehu | Chesson | Jehu Chesson | Chesson, Jehu | Signed to Practice Squad |
| 197 | September 18 | T | Chris | Durant | Chris Durant | Durant, Chris | Signed to Practice Squad |
| 198 | September 22 | WR | Breshad | Perriman | Breshad Perriman | Perriman, Breshad | Waived |
| 199 | September 22 | RB | Kapri | Bibbs | Kapri Bibbs | Bibbs, Kapri | Signed to Active Roster from Practice Squad |
| 200 | October 2 | RB | Mack | Brown | Mack Brown | Brown, Mack | Signed to Practice Squad |
| 201 | October 9 | T | Chris | Durant | Chris Durant | Durant, Chris | Released from Practice Squad |
| 202 | October 9 | T | Justin | Evans | Justin Evans | Evans, Justin | Signed to Practice Squad |
| 203 | October 16 | DE | Ziggy | Hood | Ziggy Hood | Hood, Ziggy | Released |
| 204 | October 18 | WR | Jehu | Chesson | Jehu Chesson | Chesson, Jehu | Signed to Active Roster from Practice Squad |
| 205 | October 22 | S | Jeremy | Reaves | Jeremy Reaves | Reaves, Jeremy | Signed to Practice Squad |
| 206 | October 29 | S | Troy | Apke | Troy Apke | Apke, Troy | Placed on Reserve/Injured List |
| 207 | October 29 | LB | Cassanova | McKinzy | Cassanova McKinzy | McKinzy, Cassanova | Signed to Active Roster from Practice Squad |
| 208 | October 29 | DB | Jason | Thompson | Jason Thompson | Thompson, Jason | Signed to Practice Squad |
| 209 | October 30 | S | Ha Ha | Clinton-Dix | Ha Ha Clinton-Dix | Clinton-Dix, Ha Ha | Acquired from Green Bay via trade |
| 210 | October 30 | LB | Cassanova | McKinzy | Cassanova McKinzy | McKinzy, Cassanova | Waived |
| 211 | October 30 | DB | Jason | Thompson | Jason Thompson | Thompson, Jason | Released from Practice Squad |
| 212 | October 31 | LB | Cassanova | McKinzy | Cassanova McKinzy | McKinzy, Cassanova | Signed to Practice Squad |
| 213 | November 5 | G | Brandon | Scherff | Brandon Scherff | Scherff, Brandon | Placed on Reserve/Injured List |
| 214 | November 5 | G | Shawn | Lauvao | Shawn Lauvao | Lauvao, Shawn | Placed on Reserve/Injured List |
| 215 | November 5 | WR | Paul | Richardson Jr. | Paul Richardson Jr. | Richardson Jr., Paul | Placed on Reserve/Injured List |
| 216 | November 5 | G | Jonathan | Cooper | Jonathan Cooper | Cooper, Jonathan | Signed as Free Agent |
| 217 | November 5 | G | Luke | Bowanko | Luke Bowanko | Bowanko, Luke | Signed as Free Agent |
| 218 | November 5 | T | Austin | Howard | Austin Howard | Howard, Austin | Signed as Free Agent |
| 219 | November 6 | DL | Stacy | McGee | Stacy McGee | McGee, Stacy | Activated from Active/Physically Unable to Perform List |
| 220 | November 6 | DB | Kenny | Ladler | Kenny Ladler | Ladler, Kenny | Waived |
| 221 | November 6 | T | Justin | Evans | Justin Evans | Evans, Justin | Released from Practice Squad |
| 222 | November 6 | T | Jarron | Jones | Jarron Jones | Jones, Jarron | Signed to Practice Squad |
| 223 | November 9 | C | Casey | Dunn | Casey Dunn | Dunn, Casey | Waived |
| 224 | November 9 | LB | Cassanova | McKinzy | Cassanova McKinzy | McKinzy, Cassanova | Signed to Active Roster from Practice Squad |
| 225 | November 12 | CB | Joshua | Holsey | Joshua Holsey | Holsey, Joshua | Activated from the Non-Football Injury List |
| 226 | November 12 | T | Geron | Christian Sr. | Geron Christian Sr. | Christian Sr., Geron | Placed on Reserve/Injured List |
| 227 | November 13 | CB | Joshua | Holsey | Joshua Holsey | Holsey, Joshua | Waived |
| 228 | November 13 | RB | Mack | Brown | Mack Brown | Brown, Mack | Released from Practice Squad |
| 229 | November 13 | C | Casey | Dunn | Casey Dunn | Dunn, Casey | Signed to Practice Squad |

2018 WASHINGTON REDSKINS TRANSACTIONS**(BY DATE)**

| DATE | POS | NAME | TRANSACTION |
|-------------|------------|---------------------|---|
| January 1 | CB | Quinton Dunbar | Signed Multi-Year Contract Extension |
| January 1 | OL | Alex Balducci | Signed Reserve/Future Contract |
| January 1 | DL | Tavaris Barnes | Signed Reserve/Future Contract |
| January 1 | TE | Chris Bazile | Signed Reserve/Future Contract |
| January 1 | RB | Kenny Hilliard | Signed Reserve/Future Contract |
| January 1 | OL | Cameron Jefferson | Signed Reserve/Future Contract |
| January 1 | OL | John Kling | Signed Reserve/Future Contract |
| January 1 | LB | Alex McCalister | Signed Reserve/Future Contract |
| January 1 | LB | Cassanova McKinzy | Signed Reserve/Future Contract |
| January 1 | DL | Ondre Pipkins | Signed Reserve/Future Contract |
| January 1 | DB | James Sample | Signed Reserve/Future Contract |
| January 1 | S | Orion Stewart | Signed Reserve/Future Contract |
| January 2 | QB | Stephen Morris | Signed Reserve/Future Contract |
| January 3 | DL | Montori Hughes | Signed Reserve/Future Contract |
| January 9 | DB | Kenny Ladler | Signed Reserve/Future Contract |
| January 19 | OL | Orlando Franklin | Signed Reserve/Future Contract |
| January 25 | LB | Mason Foster | Re-signed |
| February 14 | S | Su'a Cravens | Reinstated from Reserve/Left Squad List |
| March 6 | S | Deshazor Everett | Re-signed |
| March 6 | T | Kevin Bowen | Waived |
| March 6 | RB | Dare Ogunbowale | Waived |
| March 6 | RB | Kenny Hilliard | Waived |
| March 12 | K | Dustin Hopkins | Re-signed |
| March 14 | CB | Kendall Fuller | Traded to Kansas City |
| March 14 | QB | Alex Smith | Acquired from Kansas City via Trade |
| March 15 | LB | Zach Brown | Re-signed |
| March 15 | WR | Paul Richardson | Signed as Unrestricted Free Agent |
| March 15 | QB | Alex Smith | Signed Multi-Year Contract Extension |
| March 16 | P | Sam Irwin-Hill | Signed as Free Agent |
| March 16 | WR | Brian Quick | Re-signed |
| March 19 | CB | Orlando Scandrick | Signed as Free Agent |
| March 20 | | Kevin O'Connell | Promoted to Passing Game Coordinator |
| March 20 | | Phil Rauscher | Announced as Assistant Offensive Line Coach |
| March 26 | LB | Pernell McPhee | Signed as Free Agent |
| March 29 | S | Su'a Cravens | Traded to Denver |
| March 29 | RB | LeShun Daniels | Waived |
| April 3 | DL | Phil Taylor Sr. | Re-signed |
| April 6 | QB | Kevin Hogan | Acquired from Cleveland via Trade |
| April 9 | QB | Stephen Morris | Waived |
| April 13 | LB | Otha Peters | Waived |
| April 13 | S | Orion Stewart | Waived |
| April 16 | OL | Tony Bergstrom | Re-signed |
| April 16 | T | Ty Nsekhe | Re-signed |
| April 16 | G | Brandon Scherff | Fifth-Year Option Exercised |
| April 26 | DL | Daron Payne | Draft Selection (Round 1, No. 13 Overall) |
| April 27 | RB | Derrius Guice | Draft Selection (Round 2, No. 59 Overall) |
| April 27 | T | Geron Christian Sr. | Draft Selection (Round 3, No. 74 Overall) |
| April 28 | S | Troy Apke | Draft Selection (Round 4, No. 109 Overall) |
| April 28 | DL | Tim Settle | Draft Selection (Round 5, No. 163 Overall) |

2018 WASHINGTON REDSKINS TRANSACTIONS**(BY DATE)**

| DATE | POS | NAME | TRANSACTION |
|-------------|------------|-----------------------|--|
| April 28 | LB | Shaun Dion Hamilton | Draft Selection (Round 6, No. 197 Overall) |
| April 28 | CB | Greg Stroman | Draft Selection (Round 7, No. 241 Overall) |
| April 28 | WR | Trey Quinn | Draft Selection (Round 7, No. 256 Overall) |
| April 30 | DL | A.J. Francis | Released |
| April 30 | DL | Montori Hughes | Released |
| April 30 | DL | Terrell McClain | Released |
| April 30 | TE | Chris Bazile | Waived |
| April 30 | LB | Cassanova McKinzy | Waived |
| April 30 | DB | James Sample | Waived |
| May 2 | S | Quin Blanding | Signed as College Free Agent |
| May 2 | RB | Martez Carter | Signed as College Free Agent |
| May 2 | WR | Simmie Cobbs Jr. | Signed as College Free Agent |
| May 2 | LB | Jerod Fernandez | Signed as College Free Agent |
| May 2 | WR | Shay Fields | Signed as College Free Agent |
| May 2 | TE | Matt Flanagan | Signed as College Free Agent |
| May 2 | WR | Mikah Holder | Signed as College Free Agent |
| May 2 | CB | Danny Johnson | Signed as College Free Agent |
| May 2 | T | Timon Parris | Signed as College Free Agent |
| May 2 | WR | De'Mornay Pierson-El | Signed as College Free Agent |
| May 2 | WR | Cam Sims | Signed as College Free Agent |
| May 2 | CB | Ranthonny Texada | Signed as College Free Agent |
| May 2 | FB | Elijah Wellman | Signed as College Free Agent |
| May 3 | C | Sean Welsh | Signed as College Free Agent |
| May 3 | OL | Orlando Franklin | Released |
| May 8 | G | Shawn Lauvao | Re-signed |
| May 10 | DL | Daron Payne | Signed Contract |
| May 10 | RB | Derrius Guice | Signed Contract |
| May 10 | S | Troy Apke | Signed Contract |
| May 10 | DL | Tim Settle | Signed Contract |
| May 10 | LB | Shaun Dion Hamilton | Signed Contract |
| May 10 | CB | Greg Stroman | Signed Contract |
| May 10 | WR | Trey Quinn | Signed Contract |
| May 14 | WR | Mikah Holder | Waived |
| May 14 | C | Sean Welsh | Waived (Designated Left Squad) |
| May 14 | LB | Vontae Diggs | Signed as College Free Agent |
| May 14 | C | Casey Dunn | Signed as College Free Agent |
| May 14 | WR | Darvin Kidsy | Signed as College Free Agent |
| May 22 | G | Isaiah Williams | Signed as Free Agent |
| May 22 | G | Arie Kouandjio | Waived (Designated Injured) |
| May 30 | TE | Garrett Hudson | Signed as College Free Agent |
| May 30 | WR | De'Mornay Pierson-El | Waived |
| June 14 | T | Geron Christian Sr. | Signed Contract |
| July 11 | CB | Adonis Alexander | Supplemental Draft Selection (Round 6) |
| July 13 | CB | Adonis Alexander | Signed Contract |
| July 13 | P | Sam Irwin-Hill | Waived |
| July 25 | RB | Keith Marshall | Waived |
| July 25 | DB | Prince Charles Iworah | Signed as Free Agent |
| August 1 | OL | Alex Balducci | Waived |
| August 1 | LB | Dadi Nicolas | Signed as Free Agent |

2018 WASHINGTON REDSKINS TRANSACTIONS**(BY DATE)**

| DATE | POS | NAME | TRANSACTION |
|-------------|------------|-----------------------|--|
| August 6 | LB | Alex McCalister | Waived |
| August 6 | LB | Cassanova McKinzy | Signed as Free Agent |
| August 7 | DL | Dante Sawyer | Signed as College Free Agent |
| August 7 | DL | Tavaris Barnes | Waived (Designated Injured) |
| August 11 | FB | Elijah Wellman | Waived (Designated Injured) |
| August 11 | TE | Manasseh Garner | Placed on Reserve/Injured List |
| August 11 | RB | Derrius Guice | Placed on Reserve/Injured List |
| August 11 | TE | J.P. Holtz | Signed as Free Agent |
| August 11 | LB | Jeff Knox | Signed as Free Agent |
| August 11 | DL | Jalen Wilkerson | Signed as Free Agent |
| August 13 | WR | Robert Davis | Placed on Reserve/Injured List |
| August 13 | WR | Dan Williams III | Signed as Free Agent |
| August 14 | CB | Orlando Scandrick | Released |
| August 14 | LB | Alex McCalister | Waived from Reserve/Injured List with Settlement |
| August 18 | RB | Martez Carter | Waived (Designated Injured) |
| August 18 | LB | Jeff Knox | Waived |
| August 18 | DE | Jalen Wilkerson | Waived |
| August 18 | T | Kendall Calhoun | Signed as Free Agent |
| August 18 | CB | Darius Hillary | Signed as Free Agent |
| August 18 | WR | Allenzae Staggers | Signed as Free Agent |
| August 20 | T | Cameron Jefferson | Waived (Designated Injured) |
| August 20 | RB | Adrian Peterson | Signed as Free Agent |
| August 20 | RB | De'Veon Smith | Signed as Free Agent |
| August 24 | RB | Martez Carter | Waived from Reserve/Injured List with Settlement |
| August 24 | OL | Cameron Jefferson | Waived from Reserve/Injured List with Settlement |
| August 24 | RB | Elijah Wellman | Waived from Reserve/Injured List with Settlement |
| August 25 | CB | Darius Hillary | Waived |
| August 25 | DL | JoJo Wicker | Signed as Free Agent |
| August 26 | WR | Allenzae Staggers | Waived |
| August 26 | QB | Connor Jessop | Signed as Free Agent |
| September 1 | CB | Quin Blanding | Waived |
| September 1 | T | Kendall Calhoun | Waived |
| September 1 | T | T.J. Clemmings | Waived |
| September 1 | WR | Simmie Cobbs Jr. | Waived |
| September 1 | LB | Vontae Diggs | Waived |
| September 1 | LB | Jerod Fernandez | Waived |
| September 1 | WR | Shay Fields | Waived |
| September 1 | TE | Matt Flanagan | Waived |
| September 1 | QB | Kevin Hogan | Waived |
| September 1 | TE | J.P. Hotlz | Waived |
| September 1 | TE | Garrett Hudson | Waived |
| September 1 | DB | Prince Charles Iworah | Waived |
| September 1 | QB | Connor Jessop | Waived |
| September 1 | G | Kyle Kalis | Waived |
| September 1 | WR | Darvin Kidsy | Waived |
| September 1 | T | John Kling | Waived |
| September 1 | DB | Kenny Ladler | Waived |
| September 1 | LB | Cassanova McKinzy | Waived |
| September 1 | LB | Dadi Nicolas | Waived |

2018 WASHINGTON REDSKINS TRANSACTIONS**(BY DATE)**

| DATE | POS | NAME | TRANSACTION |
|--------------|------------|---------------------|---|
| September 1 | T | Timon Parris | Waived |
| September 1 | NT | Ondre Pipkins | Waived |
| September 1 | LB | Pete Robertson | Waived |
| September 1 | DE | Dante Sawyer | Waived |
| September 1 | RB | De'Veon Smith | Waived |
| September 1 | DB | Fish Smithson | Waived |
| September 1 | LB | Martrell Spaight | Waived |
| September 1 | DB | Ranthonny Texada | Waived |
| September 1 | DT | JoJo Wicker | Waived |
| September 1 | WR | Daniel Williams III | Waived |
| September 1 | G | Isaiah Williams | Waived |
| September 1 | RB | Kapri Bibbs | Released |
| September 1 | DL | Phil Taylor Sr. | Released |
| September 1 | WR | Brian Quick | Released |
| September 1 | C | Demetrius Rhaney | Released |
| September 1 | G | Tyler Catalina | Placed on Reserve/Injured List |
| September 2 | RB | Kapri Bibbs | Signed to Practice Squad |
| September 2 | WR | Simmie Cobbs Jr. | Signed to Practice Squad |
| September 2 | TE | Matt Flanagan | Signed to Practice Squad |
| September 2 | WR | Darvin Kidsy | Signed to Practice Squad |
| September 2 | DB | Kenny Ladler | Signed to Practice Squad |
| September 2 | LB | Cassanova McKinzy | Signed to Practice Squad |
| September 2 | T | Timon Parris | Signed to Practice Squad |
| September 2 | DT | JoJo Wicker | Signed to Practice Squad |
| September 2 | DT | Caushaud Lyons | Signed to Practice Squad |
| September 2 | QB | Nic Shimonek | Signed to Practice Squad |
| September 2 | DT | Caleb Brantley | Signed as a Free Agent |
| September 2 | DE | Anthony Lanier | Waived (Designated Injured) |
| September 3 | DT | Caushaud Lyons | Released from Practice Squad |
| September 5 | WR | Jehu Chesson | Signed to Practice Squad |
| September 5 | TE | J.P. Holtz | Signed to Practice Squad |
| September 5 | QB | Nic Shimonek | Released from Practice Squad |
| September 5 | LB | Josh Keyes | Signed as Free Agent |
| September 5 | RB | Byron Marshall | Placed on Reserve/Injured List |
| September 11 | WR | Cam Sims | Placed on Reserve/Injured List |
| September 11 | DB | Kenny Ladler | Signed to Active Roster from Practice Squad |
| September 11 | LB | Josh Keyes | Waived |
| September 11 | WR | Brian Quick | Signed as a Free Agent |
| September 11 | WR | Teo Redding | Signed to Practice Squad |
| September 12 | WR | Trey Quinn | Placed on Reserve/Injured List |
| September 12 | WR | Jehu Chesson | Signed to Active Roster from Practice Squad |
| September 12 | S | Jeremy Reaves | Signed to Practice Squad |
| September 17 | WR | Jehu Chesson | Waived |
| September 18 | WR | Michael Floyed | Signed as a Free Agent |
| September 18 | WR | Breshad Perriman | Signed as a Free Agent |
| September 18 | WR | Teo Redding | Released from Practice Squad |
| September 18 | S | Jeremy Reaves | Released from Practice Squad |
| September 18 | RB | Rob Kelley | Placed on Reserve/Injured List |
| September 18 | T | Chris Durant | Signed to Practice Squad |

2018 WASHINGTON REDSKINS TRANSACTIONS**(BY DATE)**

| DATE | POS | NAME | TRANSACTION |
|--------------|------------|---------------------|---|
| September 18 | WR | Jehu Chesson | Signed to Practice Squad |
| September 22 | WR | Breshad Perriman | Waived |
| September 22 | RB | Kapri Bibbs | Signed to Active Roster from Practice Squad |
| October 2 | RB | Mack Brown | Signed to Practice Squad |
| October 9 | T | Chris Durant | Released from Practice Squad |
| October 9 | T | Justin Evans | Signed to Practice Squad |
| October 16 | DE | Ziggy Hood | Released |
| October 18 | WR | Jehu Chesson | Signed to Active Roster from Practice Squad |
| October 22 | S | Jeremy Reaves | Signed to Practice Squad |
| October 29 | S | Troy Apke | Placed on Reserve/Injured List |
| October 29 | LB | Cassanova McKinzy | Signed to Active Roster from Practice Squad |
| October 29 | DB | Jason Thompson | Signed to Practice Squad |
| October 30 | S | Ha Ha Clinton-Dix | Acquired from Green Bay via trade |
| October 30 | LB | Cassanova McKinzy | Waived |
| October 30 | DB | Jason Thompson | Released from Practice Squad |
| October 31 | LB | Cassanova McKinzy | Signed to Practice Squad |
| November 5 | G | Brandon Scherff | Placed on Reserve/Injured List |
| November 5 | G | Shawn Lauvao | Placed on Reserve/Injured List |
| November 5 | WR | Paul Richardson | Placed on Reserve/Injured List |
| November 5 | G | Jonathan Cooper | Signed as Free Agent |
| November 5 | G | Luke Bowanko | Signed as Free Agent |
| November 5 | T | Austin Howard | Signed as Free Agent |
| November 6 | DL | Stacy McGee | Activated from Active/Physically Unable to Perform List |
| November 6 | DB | Kenny Ladler | Waived |
| November 6 | T | Justin Evans | Released from Practice Squad |
| November 6 | T | Jarron Jones | Signed to Practice Squad |
| November 9 | C | Casey Dunn | Waived |
| November 9 | LB | Cassanova McKinzy | Signed to Active Roster from Practice Squad |
| November 12 | CB | Joshua Holsey | Activated from Non-Football Injury List |
| November 12 | T | Geron Christian Sr. | Placed on Reserve/Injured List |
| November 13 | CB | Joshua Holsey | Waived |
| November 13 | C | Casey Dunn | Signed to Practice Squad |
| November 13 | RB | Mack Brown | Released from Practice Squad |

2018 WASHINGTON REDSKINS TRANSACTIONS**(BY NAME)**

| NAME | POS | TRANSACTION | DATE |
|----------------------|------------|--|--------------|
| Alexander, Adonis | CB | Supplemental Draft Selection (Round 6) | July 11 |
| Alexander, Adonis | CB | Supplemental Draft Selection (Round 6) | July 13 |
| Apke, Troy | S | Draft Selection (Round 4, No. 109 Overall) | April 28 |
| Apke, Troy | S | Signed Contract | May 10 |
| Apke, Troy | S | Placed on Reserve/Injured List | October 29 |
| Balducci, Alex | OL | Signed Reserve/Future Contract | January 1 |
| Balducci, Alex | OL | Waived | August 1 |
| Barnes, Tavaris | DL | Signed Reserve/Future Contract | January 1 |
| Barnes, Tavaris | DL | Waived (Designated Injured) | August 7 |
| Bazile, Chris | TE | Signed Reserve/Future Contract | January 1 |
| Bazile, Chris | TE | Waived | April 30 |
| Bergstrom, Tony | OL | Re-signed | April 16 |
| Bibbs, Kapri | RB | Released | September 1 |
| Bibbs, Kapri | RB | Signed to Practice Squad | September 2 |
| Bibbs, Kapri | RB | Signed to Active Roster from Practice Squad | September 22 |
| Blanding, Quin | S | Signed as College Free Agent | May 2 |
| Blanding, Quin | S | Waived | September 1 |
| Bowanko, Luke | G | Signed as Free Agent | November 5 |
| Bowen, Kevin | T | Waived | March 6 |
| Brantley, Caleb | DT | Signed as Free Agent | September 2 |
| Brown, Mack | RB | Signed to Practice Squad | October 2 |
| Brown, Mack | RB | Released from Practice Squad | November 13 |
| Brown, Zach | LB | Re-signed | March 15 |
| Calhoun, Kendall | T | Signed as Free Agent | August 18 |
| Calhoun, Kendall | T | Waived | September 1 |
| Catalina, Tyler | G | Placed on Reserve/Injured List | September 1 |
| Carter, Martez | RB | Signed as College Free Agent | May 2 |
| Carter, Martez | RB | Waived (Designated Injured) | August 18 |
| Carter, Martez | RB | Waived from Reserve/Injured List with Settlement | August 24 |
| Chesson, Jehu | WR | Signed to Practice Squad | September 5 |
| Chesson, Jehu | WR | Signed to Active Roster from Practice Squad | September 12 |
| Chesson, Jehu | WR | Waived | September 17 |
| Chesson, Jehu | WR | Signed to Practice Squad | September 18 |
| Chesson, Jehu | WR | Signed to Active Roster from Practice Squad | October 18 |
| Christian Sr., Geron | T | Draft Selection (Round 3, No. 74 Overall) | April 27 |
| Christian Sr., Geron | T | Signed Contract | June 14 |
| Christian Sr., Geron | T | Placed on Reserve/Injured List | November 12 |
| Clemmings, T.J. | T | Waived | September 1 |
| Clinton-Dix Ha Ha | S | Acquired from Green Bay via trade | October 30 |
| Cobbs Jr., Simmie | WR | Signed as College Free Agent | May 2 |
| Cobbs Jr., Simmie | WR | Waived | September 1 |
| Cobbs Jr., Simmie | WR | Signed to Practice Squad | September 2 |
| Cooper, Jonathan | G | Signed as Free Agent | November 5 |
| Cravens, Su'a | S | Reinstated from Reserve/Left Squad List | February 14 |
| Cravens, Su'a | S | Traded to Denver | March 29 |
| Daniels, LeShun | RB | Waived | March 29 |
| Davis, Robert | WR | Placed on Reserve/Injured List | August 13 |
| Diggs, Vontae | LB | Signed as College Free Agent | May 14 |

2018 WASHINGTON REDSKINS TRANSACTIONS**(BY NAME)**

| NAME | POS | TRANSACTION | DATE |
|----------------------|------------|--|--------------|
| Diggs, Vontae | LB | Waived | September 1 |
| Dunbar, Quinton | CB | Signed Multi-Year Contract Extension | January 1 |
| Dunn, Casey | C | Signed as College Free Agent | May 14 |
| Dunn, Casey | C | Waived | November 9 |
| Dunn, Casey | C | Signed to Practice Squad | November 13 |
| Durant, Chris | T | Signed to Practice Squad | September 18 |
| Durant, Chris | T | Released from Practice Squad | October 9 |
| Evans, Justin | T | Signed to Practice Squad | October 9 |
| Evans, Justin | T | Released from Practice Squad | November 6 |
| Everett, Deshazor | S | Re-signed | March 6 |
| Fernandez, Jerod | LB | Signed as College Free Agent | May 2 |
| Fernandez, Jerod | LB | Waived | September 1 |
| Fields, Shay | WR | Signed as College Free Agent | May 2 |
| Fields, Shay | WR | Waived | September 1 |
| Flanagan, Matt | TE | Signed as College Free Agent | May 2 |
| Flanagan, Matt | TE | Waived | September 1 |
| Flanagan, Matt | TE | Signed to Practice Squad | September 2 |
| Floyd, Michael | WR | Signed as Free Agent | September 18 |
| Foster, Mason | LB | Re-signed | January 25 |
| Francis, A.J. | DL | Released | April 30 |
| Franklin, Orlando | OL | Signed Reserve/Future Contract | January 19 |
| Franklin, Orlando | OL | Released | May 3 |
| Fuller, Kendall | CB | Traded to Kansas City | March 14 |
| Garner, Manasseh | TE | Placed on Reserve/Injured List | August 11 |
| Guice, Derrius | RB | Draft Selection (Round 2, No. 59 Overall) | April 27 |
| Guice, Derrius | RB | Signed Contract | May 10 |
| Guice, Derrius | RB | Placed on Reserve/Injured List | August 11 |
| Hamilton, Shaun Dion | LB | Draft Selection (Round 6, No. 197 Overall) | April 28 |
| Hamilton, Shaun Dion | LB | Signed Contract | May 10 |
| Hillary, Darius | CB | Signed as Free Agent | August 18 |
| Hillary, Darius | CB | Waived | August 25 |
| Hilliard, Kenny | RB | Signed Reserve/Future Contract | January 1 |
| Hilliard, Kenny | RB | Waived | March 6 |
| Hogan, Kevin | QB | Acquired from Cleveland via Trade | April 6 |
| Hogan, Kevin | QB | Waived | September 1 |
| Holder, Mikah | WR | Signed as College Free Agent | May 2 |
| Holder, Mikah | WR | Waived | May 14 |
| Holsey, Joshua | CB | Activated from Non-Football Injury List | November 12 |
| Holsey, Joshua | CB | Waived | November 13 |
| Holtz, J.P. | TE | Signed as Free Agent | August 11 |
| Holtz, J.P. | TE | Waived | September 1 |
| Holtz, J.P. | TE | Signed to Practice Squad | September 5 |
| Hood, Ziggy | DE | Released | October 17 |
| Hopkins, Dustin | K | Re-signed | March 12 |
| Howard, Austin | T | Signed as Free Agent | November 5 |
| Hudson, Garrett | TE | Signed as College Free Agent | May 30 |
| Hudson, Garrett | TE | Waived | September 1 |
| Hughes, Montori | DL | Signed Reserve/Future Contract | January 3 |

2018 WASHINGTON REDSKINS TRANSACTIONS**(BY NAME)**

| NAME | POS | TRANSACTION | DATE |
|------------------------|------------|---|--------------|
| Hughes, Montori | DL | Released | April 30 |
| Irwin-Hill, Sam | P | Signed as Free Agent | March 16 |
| Irwin-Hill, Sam | P | Waived | July 13 |
| Iworah, Prince Charles | DB | Signed as Free Agent | July 25 |
| Iworah, Prince Charles | DB | Waived | September 1 |
| Jefferson, Cameron | OL | Signed Reserve/Future Contract | January 1 |
| Jefferson, Cameron | OL | Waived (Designated Injured) | August 20 |
| Jefferson, Cameron | OL | Waived from Reserve/Injured List with Settlement | August 24 |
| Jessop, Connor | QB | Signed as Free Agent | August 26 |
| Jessop, Connor | QB | Waived | September 1 |
| Johnson, Danny | CB | Signed as College Free Agent | May 2 |
| Jones, Jarron | T | Signed to Practice Squad | November 6 |
| Kalis, Kyle | G | Waived | September 1 |
| Kelley, Rob | RB | Placed on Reserve/Injured List | September 18 |
| Keyes, Josh | LB | Signed as Free Agent | September 5 |
| Keyes, Josh | LB | Waived | September 11 |
| Kidsy, Darwin | WR | Signed as College Free Agent | May 14 |
| Kidsy, Darwin | WR | Waived | September 1 |
| Kidsy, Darwin | WR | Signed to Practice Squad | September 2 |
| Kling, John | OL | Signed Reserve/Future Contract | January 1 |
| Kling, John | OL | Waived | September 1 |
| Knox, Jeff | LB | Signed as Free Agent | August 11 |
| Knox, Jeff | LB | Waived | August 18 |
| Kouandjio, Arie | G | Waived (Designated Injured) | May 22 |
| Ladler, Kenny | DB | Signed Reserve/Future Contract | January 9 |
| Ladler, Kenny | DB | Waived | September 1 |
| Ladler, Kenny | DB | Signed to Practice Squad | September 2 |
| Ladler, Kenny | DB | Signed to Active Roster from Practice Squad | September 11 |
| Ladler, Kenny | DB | Waived | November 6 |
| Lanier, Anthony | DE | Waived (Designated Injured) | September 2 |
| Lauvao, Shawn | G | Re-signed | May 8 |
| Lauvao, Shawn | G | Placed on Reserve/Injured List | November 5 |
| Lyons, Caushaud | DT | Signed to Practice Squad | September 2 |
| Lyons, Caushaud | DT | Released from Practice Squad | September 3 |
| Marshall, Byron | RB | Placed on Reserve/Injured List | September 5 |
| Marshall, Keith | RB | Waived | July 25 |
| McCalister, Alex | LB | Signed Reserve/Future Contract | January 1 |
| McCalister, Alex | LB | Waived | August 6 |
| McCalister, Alex | LB | Waived from Reserve/Injured List with Settlement | August 14 |
| McClain, Terrell | DL | Released | April 30 |
| McGee, Stacy | DL | Activated from Active/Physically Unable to Perform List | November 6 |
| McKinzy, Cassanova | LB | Signed Reserve/Future Contract | January 1 |
| McKinzy, Cassanova | LB | Waived | April 30 |
| McKinzy, Cassanova | LB | Signed as Free Agent | August 6 |
| McKinzy, Cassanova | LB | Waived | September 1 |
| McKinzy, Cassanova | LB | Signed to Practice Squad | September 2 |
| McKinzy, Cassanova | LB | Signed to Active Roster from Practice Squad | October 29 |
| McKinzy, Cassanova | LB | Waived | October 30 |

2018 WASHINGTON REDSKINS TRANSACTIONS**(BY NAME)**

| NAME | POS | TRANSACTION | DATE |
|-----------------------|------------|---|--------------|
| McKinzy, Cassanova | LB | Signed to Practice Squad | October 31 |
| McKinzy, Cassanova | LB | Signed to Active Roster from Practice Squad | November 9 |
| McPhee, Pernell | LB | Signed as Free Agent | March 26 |
| Morris, Stephen | QB | Signed Reserve/Future Contract | January 2 |
| Morris, Stephen | QB | Waived | April 9 |
| Nicolas, Dadi | LB | Signed as Free Agent | August 1 |
| Nicolas, Dadi | LB | Waived | September 1 |
| Nsekhe, Ty | T | Re-signed | April 16 |
| O'Connell, Kevin | | Promoted to Passing Game Coordinator | March 20 |
| Ogunbowale, Dare | RB | Waived | March 6 |
| Parris, Timon | T | Signed as College Free Agent | May 2 |
| Parris, Timon | T | Waived | September 1 |
| Parris, Timon | T | Signed to Practice Squad | September 2 |
| Payne, Daron | DL | Draft Selection (Round 1, No. 13 Overall) | April 26 |
| Payne, Daron | DL | Signed Contract | May 10 |
| Perriman, Breshad | WR | Signed as Free Agent | September 18 |
| Perriman, Breshad | WR | Waived | September 22 |
| Peters, Otha | LB | Waived | April 13 |
| Peterson, Adrian | RB | Signed as Free Agent | August 20 |
| Pierson-El, De'Mornay | WR | Signed as College Free Agent | May 2 |
| Pierson-El, De'Mornay | WR | Waived | May 30 |
| Pipkins, Ondre | DL | Signed Reserve/Future Contract | January 1 |
| Pipkins, Ondre | DL | Waived | September 1 |
| Quick, Brian | WR | Re-signed | March 16 |
| Quick, Brian | WR | Released | September 1 |
| Quick, Brian | WR | Signed as Free Agent | September 11 |
| Quinn, Trey | WR | Draft Selection (Round 7, No. 256 Overall) | April 28 |
| Quinn, Trey | WR | Signed Contract | May 10 |
| Quinn, Trey | WR | Placed on Reserve/Injured List | September 12 |
| Rauscher, Phil | | Announced as Assistant Offensive Line Coach | March 20 |
| Reaves, Jeremy | S | Signed to Practice Squad | September 12 |
| Reaves, Jeremy | S | Released from Practice Squad | September 18 |
| Reaves, Jeremy | S | Signed to Practice Squad | October 22 |
| Redding, Teo | WR | Signed to Practice Squad | September 11 |
| Redding, Teo | WR | Released from Practice Squad | September 18 |
| Rhaney, Demetrius | C | Released | September 1 |
| Richardson, Paul | WR | Signed as Unrestricted Free Agent | March 15 |
| Richardson, Paul | WR | Placed on Reserve/Injured List | November 5 |
| Robertson, Pete | LB | Waived | September 1 |
| Sample, James | DB | Signed Reserve/Future Contract | January 1 |
| Sample, James | DB | Waived | April 30 |
| Sawyer, Dante | DL | Signed as College Free Agent | August 7 |
| Sawyer, Dante | DL | Waived | September |
| Scandrick, Orlando | CB | Signed as Free Agent | March 19 |
| Scandrick, Orlando | CB | Released | August 14 |
| Scherff, Brandon | G | Fifth-Year Option Exercised | April 16 |
| Scherff, Brandon | G | Placed on Reserve/Injured List | November 5 |
| Settle, Tim | DL | Draft Selection (Round 5, No. 163 Overall) | April 28 |

2018 WASHINGTON REDSKINS TRANSACTIONS**(BY NAME)**

| NAME | POS | TRANSACTION | DATE |
|--------------------|------------|--|--------------|
| Settle, Tim | DL | Signed Contract | May 10 |
| Shimonek, Nic | QB | Signed to Practice Squad | September 2 |
| Shimonek, Nic | QB | Released from Practice Squad | September 5 |
| Sims, Cam | WR | Signed as College Free Agent | May 2 |
| Sims, Cam | WR | Placed on Reserve/Injured List | September 11 |
| Smith, Alex | QB | Acquired from Kansas City via Trade | March 14 |
| Smith, Alex | QB | Signed Multi-Year Contract Extension | March 15 |
| Smith, De'Veon | RB | Signed as Free Agent | August 20 |
| Smith, De'Veon | RB | Waived | September 1 |
| Smithson, Fish | DB | Waived | September 1 |
| Spaight, Martrell | LB | Waived | September 1 |
| Staggers, Allenzae | WR | Signed as Free Agent | August 18 |
| Staggers, Allenzae | WR | Waived | August 26 |
| Stewart, Orion | S | Signed Reserve/Future Contract | January 1 |
| Stewart, Orion | S | Waived | April 13 |
| Stroman, Greg | CB | Draft Selection (Round 7, No. 241 Overall) | April 28 |
| Stroman, Greg | CB | Signed Contract | May 10 |
| Taylor Sr., Phil | DL | Re-signed | April 3 |
| Taylor Sr., Phil | DL | Released | September 1 |
| Texada, Ranthony | CB | Signed as College Free Agent | May 2 |
| Texada, Ranthony | CB | Waived | September 1 |
| Thompson, Jason | DB | Signed to Practice Squad | October 29 |
| Thompson, Jason | DB | Released from Practice Squad | October 30 |
| Wellman, Elijah | FB | Signed as College Free Agent | May 2 |
| Wellman, Elijah | FB | Waived (Designated Injured) | August 11 |
| Wellman, Elijah | FB | Waived from Reserve/Injured List with Settlement | August 24 |
| Welsh, Sean | C | Signed as College Free Agent | May 3 |
| Welsh, Sean | C | Waived (Designated Left Squad) | May 14 |
| Wicker, JoJo | DL | Signed as Free Agent | August 26 |
| Wicker, JoJo | DL | Waived | September 1 |
| Wicker, JoJo | DL | Signed to Practice Squad | September 2 |
| Williams II, Dan | WR | Signed as Free Agent | August 13 |
| Williams II, Dan | WR | Waived | September 1 |
| Wilkerson, Jalen | DL | Signed as Free Agent | August 11 |
| Wilkerson, Jalen | DL | Waived | August 18 |
| Williams, Isaiah | G | Signed as Free Agent | May 22 |
| Williams, Isaiah | G | Waived | September 1 |

2018 WASHINGTON REDSKINS TRANSACTIONS**(BY POSITION)**

| NAME | POS | TRANSACTION | DATE |
|--------------------------------|------------|--|--------------|
| QUARTERBACKS | | | |
| Hogan, Kevin | QB | Acquired from Cleveland via Trade | April 6 |
| Hogan, Kevin | QB | Waived | September 1 |
| Jessop, Connor | QB | Signed as Free Agent | August 26 |
| Jessop, Connor | QB | Waived | September 1 |
| Morris, Stephen | QB | Signed Reserve/Future Contract | January 2 |
| Morris, Stephen | QB | Waived | April 9 |
| Shimonek, Nic | QB | Signed to Practice Squad | September 2 |
| Shimonek, Nic | QB | Released from Practice Squad | September 5 |
| Smith, Alex | QB | Acquired from Kansas City via Trade | March 14 |
| Smith, Alex | QB | Signed Multi-Year Contract Extension | March 15 |
| RUNNING BACKS/FULLBACKS | | | |
| Bibbs, Kapri | RB | Released | September 1 |
| Bibbs, Kapri | RB | Signed to Practice Squad | September 2 |
| Bibbs, Kapri | RB | Signed to Active Roster from Practice Squad | September 22 |
| Brown, Mack | RB | Signed to Practice Squad | October 2 |
| Brown, Mack | RB | Released from Practice Squad | November 13 |
| Carter, Martez | RB | Signed as College Free Agent | May 2 |
| Carter, Martez | RB | Waived (Designated Injured) | August 18 |
| Carter, Martez | RB | Waived from Reserve/Injured List with Settlement | August 24 |
| Daniels, LeShun | RB | Waived | March 29 |
| Guice, Derrius | RB | Draft Selection (Round 2, No. 59 Overall) | April 27 |
| Guice, Derrius | RB | Signed Contract | May 10 |
| Guice, Derrius | RB | Placed on Reserve/Injured List | August 11 |
| Hilliard, Kenny | RB | Signed Reserve/Future Contract | January 1 |
| Hilliard, Kenny | RB | Waived | March 6 |
| Kelley, Rob | RB | Placed on Reserve/Injured List | September 18 |
| Marshall, Byron | RB | Placed on Reserve/Injured List | September 5 |
| Marshall, Keith | RB | Waived | July 25 |
| Ogunbowale, Dare | RB | Waived | March 6 |
| Peterson, Adrian | RB | Signed as Free Agent | August 20 |
| Smith, De'Veon | RB | Signed as Free Agent | August 20 |
| Smith, De'Veon | RB | Waived | September 1 |
| Wellman, Elijah | FB | Signed as College Free Agent | May 2 |
| Wellman, Elijah | FB | Waived (Designated Injured) | August 11 |
| Wellman, Elijah | FB | Waived from Reserve/Injured List with Settlement | August 24 |
| WIDE RECEIVERS | | | |
| Chesson, Jehu | WR | Signed to Practice Squad | September 5 |
| Chesson, Jehu | WR | Signed to Active Roster from Practice Squad | September 12 |
| Chesson, Jehu | WR | Waived | September 17 |
| Chesson, Jehu | WR | Signed to Practice Squad | September 18 |
| Chesson, Jehu | WR | Signed to Active Roster from Practice Squad | October 18 |
| Cobbs Jr., Simmie | WR | Signed as College Free Agent | May 2 |
| Cobbs Jr., Simmie | WR | Waived | September 1 |
| Cobbs Jr., Simmie | WR | Signed to Practice Squad | September 2 |
| Davis, Robert | WR | Placed on Reserve/Injured List | August 13 |
| Fields, Shay | WR | Signed as College Free Agent | May 2 |
| Fields, Shay | WR | Waived | September 1 |
| Floyd, Michael | WR | Signed as Free Agent | September 18 |
| Holder, Mikah | WR | Signed as College Free Agent | May 2 |
| Holder, Mikah | WR | Waived | May 14 |

2018 WASHINGTON REDSKINS TRANSACTIONS
(BY POSITION)

| NAME | POS | TRANSACTION | DATE |
|-----------------------|------------|--|--------------|
| Kidsy, Darvin | WR | Signed as College Free Agent | May 14 |
| Kidsy, Darvin | WR | Waived | September 1 |
| Kidsy, Darvin | WR | Signed to Practice Squad | September 2 |
| Perriman, Breshad | WR | Signed as Free Agent | September 18 |
| Perriman, Breshad | WR | Waived | September 22 |
| Pierson-El, De'Mornay | WR | Signed as College Free Agent | May 2 |
| Pierson-El, De'Mornay | WR | Waived | May 30 |
| Quick, Brian | WR | Re-signed | March 16 |
| Quick, Brian | WR | Released | September 1 |
| Quick, Brian | WR | Signed as Free Agent | September 11 |
| Quinn, Trey | WR | Draft Selection (Round 7, No. 256 Overall) | April 28 |
| Quinn, Trey | WR | Signed Contract | May 10 |
| Quinn, Trey | WR | Placed on Reserve/Injured List | September 12 |
| Redding, Teo | WR | Signed to Practice Squad | September 11 |
| Redding, Teo | WR | Released from Practice Squad | September 18 |
| Richardson, Paul | WR | Signed as Unrestricted Free Agent | March 15 |
| Richardson, Paul | WR | Placed on Reserve/Injured List | November 5 |
| Sims, Cam | WR | Signed as College Free Agent | May 2 |
| Sims, Cam | WR | Placed on Reserve/Injured List | September 11 |
| Staggers, Allenzae | WR | Signed as Free Agent | August 18 |
| Staggers, Allenzae | WR | Waived | August 26 |
| Williams III, Dan | WR | Signed as Free Agent | August 13 |
| Williams III, Dan | WR | Waived | September 1 |
| TIGHT ENDS | | | |
| Bazile, Chris | TE | Signed Reserve/Future Contract | January 1 |
| Bazile, Chris | TE | Waived | April 30 |
| Flanagan, Matt | TE | Signed as College Free Agent | May 2 |
| Flanagan, Matt | TE | Waived | September 1 |
| Flanagan, Matt | TE | Signed to Practice Squad | September 2 |
| Garner, Mannasseh | TE | Placed on Reserve/Injured List | August 11 |
| Holtz, J.P. | TE | Signed as Free Agent | August 11 |
| Holtz, J.P. | TE | Waived | September 1 |
| Holtz, J.P. | TE | Signed to Practice Squad | September 5 |
| Hudson, Garrett | TE | Signed as College Free Agent | May 30 |
| Hudson, Garrett | TE | Waived | September 1 |
| OFFENSIVE LINE | | | |
| Balducci, Alex | OL | Signed Reserve/Future Contract | January 1 |
| Balducci, Alex | OL | Waived | August 1 |
| Bergstrom, Tony | OL | Re-signed | April 16 |
| Bowanko, Luke | G | Signed as Free Agent | November 5 |
| Bowen, Kevin | T | Waived | March 6 |
| Calhoun, Kendall | T | Signed as Free Agent | August 18 |
| Calhoun, Kendall | T | Waived | September 1 |
| Christian Sr., Geron | T | Draft Selection (Round 3, No. 74 Overall) | April 27 |
| Christian Sr., Geron | T | Signed Contract | June 14 |
| Christian Sr., Geron | T | Placed on Reserve/Injured List | November 12 |
| Cooper, Jonathan | G | Signed as Free Agent | November 5 |
| Dunn, Casey | C | Signed as College Free Agent | May 14 |
| Dunn, Casey | C | Waived | November 9 |
| Dunn, Casey | C | Signed to Practice Squad | November 13 |
| Durant, Chris | T | Signed to Practice Squad | September 18 |

2018 WASHINGTON REDSKINS TRANSACTIONS**(BY POSITION)**

| NAME | POS | TRANSACTION | DATE |
|-----------------------|------------|---|-------------|
| Durant, Chris | T | Released from Practice Squad | October 9 |
| Evans, Justin | T | Signed to Practice Squad | October 9 |
| Evans, Justin | T | Released from Practice Squad | November 6 |
| Franklin, Orlando | OL | Signed Reserve/Future Contract | January 19 |
| Franklin, Orlando | OL | Released | May 3 |
| Howard, Austin | T | Signed as Free Agent | November 5 |
| Jefferson, Cameron | OL | Signed Reserve/Future Contract | January 1 |
| Jefferson, Cameron | OL | Waived (Designated Injured) | August 20 |
| Jefferson, Cameron | OL | Waived from Reserve/Injured List with Settlement | August 24 |
| Jones, Jarron | T | Signed to Practice Squad | November 6 |
| Kling, John | OL | Signed Reserve/Future Contract | January 1 |
| Kling, John | OL | Waived | September 1 |
| Kouandjio, Arie | G | Waived (Designated Injured) | May 22 |
| Lauvao, Shawn | G | Re-signed | May 8 |
| Lauvao, Shawn | G | Placed on Reserve/Injured List | November 5 |
| Nsekhe, Ty | T | Re-signed | April 16 |
| Parris, Timon | T | Signed as College Free Agent | May 2 |
| Parris, Timon | T | Waived | September 1 |
| Parris, Timon | T | Signed to Practice Squad | September 2 |
| Scherff, Brandon | G | Fifth-Year Option Exercised | April 16 |
| Scherff, Brandon | G | Placed on Reserve/Injured List | November 5 |
| Welsh, Sean | C | Signed as College Free Agent | May 3 |
| Welsh, Sean | C | Waived (Designated Left Squad) | May 14 |
| Williams, Isaiah | G | Signed as Free Agent | May 22 |
| Williams, Isaiah | G | Waived | September 1 |
| DEFENSIVE LINE | | | |
| Barnes, Tavaris | DL | Signed Reserve/Future Contract | January 1 |
| Barnes, Tavaris | DL | Waived (Designated Injured) | August 7 |
| Brantley, Caleb | DT | Signed as Free Agent | September 2 |
| Francis, A.J. | DL | Released | April 30 |
| Hood, Ziggy | DE | Released | October 17 |
| Hughes, Montori | DL | Signed Reserve/Future Contract | January 3 |
| Hughes, Montori | DL | Released | April 30 |
| Lanier, Anthony | DE | Waived | September 2 |
| Lyons, Caushaud | DT | Signed to Practice Squad | September 2 |
| Lyons, Caushaud | DT | Released from Practice Squad | September 3 |
| McClain, Terrell | DL | Released | April 30 |
| McGee, Stacy | DL | Activated from Active/Physically Unable to Perform List | November 6 |
| Payne, Daron | DL | Draft Selection (Round 1, No. 13 Overall) | April 26 |
| Payne, Daron | DL | Signed Contract | May 10 |
| Pipkins, Ondre | DL | Signed Reserve/Future Contract | January 1 |
| Sawyer, Dante | DL | Signed as College Free Agent | August 7 |
| Settle, Tim | DL | Draft Selection (Round 5, No. 163 Overall) | April 28 |
| Settle, Tim | DL | Signed Contract | May 10 |
| Taylor Sr., Phil | DL | Re-signed | April 3 |
| Taylor Sr., Phil | DL | Released | September 1 |
| Wicker, JoJo | DL | Signed as Free Agent | August 25 |
| Wicker, JoJo | DL | Waived | September 1 |
| Wicker, JoJo | DL | Signed to Practice Squad | September 2 |
| Wilkerson, Jalen | DL | Signed as College Free Agent | August 11 |
| Wilkerson, Jalen | DL | Waived | August 18 |

2018 WASHINGTON REDSKINS TRANSACTIONS**(BY POSITION)**

| NAME | POS | TRANSACTION | DATE |
|------------------------|------------|--|--------------|
| LINEBACKERS | | | |
| Brown, Zach | LB | Re-signed | March 15 |
| Diggs, Vontae | LB | Signed as College Free Agent | May 14 |
| Diggs, Vontae | LB | Waived | September 1 |
| Fernandez, Jerod | LB | Signed as College Free Agent | May 2 |
| Fernandez, Jerod | LB | Waived | September 1 |
| Foster, Mason | LB | Re-signed | January 25 |
| Hamilton, Shaun Dion | LB | Draft Selection (Round 6, No. 197 Overall) | April 28 |
| Hamilton, Shaun Dion | LB | Signed Contract | May 10 |
| Keyes, Josh | LB | Signed as Free Agent | September 5 |
| Keyes, Josh | LB | Waived | September 11 |
| Knox, Jeff | LB | Signed as Free Agent | August 11 |
| Knox, Jeff | LB | Waived | August 18 |
| McCalister, Alex | LB | Signed Reserve/Future Contract | January 1 |
| McCalister, Alex | LB | Waived | August 6 |
| McCalister, Alex | LB | Waived from Reserve/Injured List with Settlement | August 14 |
| McKinzy, Cassanova | LB | Signed Reserve/Future Contract | January 1 |
| McKinzy, Cassanova | LB | Waived | April 30 |
| McKinzy, Cassanova | LB | Signed as Free Agent | August 6 |
| McKinzy, Cassanova | LB | Waived | September 1 |
| McKinzy, Cassanova | LB | Signed to Practice Squad | September 2 |
| McKinzy, Cassanova | LB | Signed to Active Roster from Practice Squad | October 29 |
| McKinzy, Cassanova | LB | Waived | October 30 |
| McKinzy, Cassanova | LB | Signed to Practice Squad | October 31 |
| McKinzy, Cassanova | LB | Signed to Active Roster from Practice Squad | November 9 |
| McPhee, Pernell | LB | Signed as Free Agent | March 26 |
| Nicolas, Dadi | LB | Signed as Free Agent | August 1 |
| Nicolas, Dadi | LB | Waived | September 1 |
| Peters, Otha | LB | Waived | April 13 |
| DEFENSIVE BACKS | | | |
| Apke, Troy | S | Draft Selection (Round 4, No. 109 Overall) | April 28 |
| Apke, Troy | S | Signed Contract | May 10 |
| Apke, Troy | S | Placed on Reserve/Injured List | October 29 |
| Blanding, Quin | S | Signed as College Free Agent | May 2 |
| Blanding, Quin | S | Waived | September 1 |
| Cravens, Su'a | S | Reinstated from Reserve/Left Squad List | February 14 |
| Cravens, Su'a | S | Traded to Denver | March 29 |
| Dunbar, Quinton | CB | Signed Multi-Year Contract Extension | January 1 |
| Everett, Deshazor | S | Re-signed | March 6 |
| Fuller, Kendall | CB | Traded to Kansas City | March 14 |
| Hillary, Darius | CB | Signed as Free Agent | August 18 |
| Hillary, Darius | CB | Waived | August 25 |
| Holsey, Joshua | CB | Activated from Non-Football Injury List | November 12 |
| Holsey, Joshua | CB | Waived | November 13 |
| Iworah, Prince Charles | DB | Signed as Free Agent | July 25 |
| Iworah, Prince Charles | DB | Waived | September 1 |
| Johnson, Danny | CB | Signed as College Free Agent | May 2 |
| Ladler, Kenny | DB | Signed Reserve/Future Contract | January 9 |
| Ladler, Kenny | DB | Waived | September 1 |
| Ladler, Kenny | DB | Signed to Practice Squad | September 2 |
| Ladler, Kenny | DB | Signed to Active Roster from Practice Squad | September 11 |

2018 WASHINGTON REDSKINS TRANSACTIONS
(BY POSITION)

| NAME | POS | TRANSACTION | DATE |
|--------------------|------------|---|--------------|
| Ladler, Kenny | DB | Waived | November 6 |
| Reaves, Jeremy | S | Signed to Practice Squad | September 12 |
| Reaves, Jeremy | S | Released from Practice Squad | September 18 |
| Reaves, Jeremy | S | Signed to Practice Squad | October 22 |
| Sample, James | DB | Signed Reserve/Future Contract | January 1 |
| Sample, James | DB | Waived | April 30 |
| Scandrick, Orlando | CB | Signed as Free Agent | March 19 |
| Scandrick, Orlando | CB | Released | August 14 |
| Stewart, Orion | S | Signed Reserve/Future Contract | January 1 |
| Stewart, Orion | S | Waived | April 13 |
| Stroman, Greg | CB | Draft Selection (Round 7, No. 241 Overall) | April 28 |
| Stroman, Greg | CB | Signed Contract | May 10 |
| Texada, Ranthony | CB | Signed as College Free Agent | May 2 |
| Texada, Ranthony | CB | Waived | September 1 |
| Thompson, Jason | DB | Signed to Practice Squad | October 29 |
| Thompson, Jason | DB | Released from Practice Squad | October 30 |
| SPECIALISTS | | | |
| Hopkins, Dustin | K | Re-signed | March 12 |
| Irwin-Hill, Sam | P | Signed as Free Agent | March 16 |
| Irwin-Hill, Sam | P | Waived | July 13 |
| COACHES | | | |
| O'Connell, Kevin | | Promoted to Passing Game Coordinator | March 20 |
| Rauscher, Phil | | Announced as Assistant Offensive Line Coach | March 20 |

2018 STATISTICS

2018 WASHINGTON REDSKINS STATISTICS

WON 6, LOST 3

| | | |
|---------------|-----------------|--------|
| 09/09 W 24- 6 | at Arizona | 61,613 |
| 09/16 L 9-21 | Indianapolis | 57,013 |
| 09/23 W 31-17 | Green Bay | 59,827 |
| 10/08 L 19-43 | at New Orleans | 73,028 |
| 10/14 W 23-17 | Carolina | 60,482 |
| 10/21 W 20-17 | Dallas | 66,301 |
| 10/28 W 20-13 | at N.Y. Giants | 77,537 |
| 11/04 L 14-38 | Atlanta | 62,386 |
| 11/11 W 16- 3 | at Tampa Bay | 52,667 |
| 11/18 | Houston | |
| 11/22 | at Dallas | |
| 12/03 | at Philadelphia | |
| 12/09 | N.Y. Giants | |
| 12/16 | at Jacksonville | |
| 12/22 | at Tennessee | |
| 12/30 | Philadelphia | |

| * RUSHING | No. | Yds | Avg | Long | TD |
|-------------|-----|------|------|------|----|
| Peterson | 155 | 672 | 4.3 | 64t | 4 |
| A. Smith | 37 | 135 | 3.6 | 22 | 1 |
| C. Thompson | 26 | 113 | 4.3 | 16 | 0 |
| Bibbs | 16 | 84 | 5.3 | 15 | 2 |
| Crowder | 3 | 35 | 11.7 | 25 | 0 |
| Perine | 5 | 25 | 5.0 | 11 | 0 |
| Harris | 2 | 10 | 5.0 | 6 | 0 |
| Richardson | 2 | 9 | 4.5 | 7 | 0 |
| Kelley | 4 | 8 | 2.0 | 6 | 0 |
| TEAM | 250 | 1091 | 4.4 | 64t | 7 |
| OPPONENTS | 194 | 818 | 4.2 | 18 | 7 |

| | WAS | OPP |
|--------------------------|---------|---------|
| TOTAL FIRST DOWNS | 176 | 188 |
| Rushing | 60 | 53 |
| Passing | 98 | 121 |
| Penalty | 18 | 14 |
| 3rd Down: Made/Att | 46/121 | 47/107 |
| 3rd Down Pct. | 38.0 | 43.9 |
| 4th Down: Made/Att | 7/12 | 4/10 |
| 4th Down Pct. | 58.3 | 40.0 |
| POSSESSION AVG. | 31:27 | 28:33 |
| TOTAL NET YARDS | 3037 | 3249 |
| Avg. Per Game | 337.4 | 361.0 |
| Total Plays | 570 | 559 |
| Avg. Per Play | 5.3 | 5.8 |
| NET YARDS RUSHING | 1091 | 818 |
| Avg. Per Game | 121.2 | 90.9 |
| Total Rushes | 250 | 194 |
| NET YARDS PASSING | 1946 | 2431 |
| Avg. Per Game | 216.2 | 270.1 |
| Sacked/Yards Lost | 19/99 | 25/149 |
| Gross Yards | 2045 | 2580 |
| Att./Completions | 301/193 | 340/228 |
| Completion Pct. | 64.1 | 67.1 |
| Had Intercepted | 3 | 9 |
| PUNTS/AVERAGE | 42/43.9 | 31/46.4 |
| NET PUNTING AVG. | 42/41.1 | 31/41.9 |
| PENALTIES/YARDS | 64/624 | 69/575 |
| FUMBLES/BALL LOST | 9/4 | 16/9 |
| TOUCHDOWNS | 18 | 22 |
| Rushing | 7 | 7 |
| Passing | 10 | 15 |
| Returns | 1 | 0 |

| * RECEIVING | No. | Yds | Avg | Long | TD |
|-------------|-----|------|------|------|----|
| Reed | 37 | 391 | 10.6 | 34 | 1 |
| C. Thompson | 28 | 209 | 7.5 | 23 | 1 |
| Harris | 26 | 278 | 10.7 | 42 | 0 |
| Doctson | 23 | 236 | 10.3 | 24 | 2 |
| Richardson | 20 | 262 | 13.1 | 46t | 2 |
| V. Davis | 15 | 232 | 15.5 | 50 | 1 |
| Peterson | 14 | 168 | 12.0 | 52 | 1 |
| Crowder | 13 | 134 | 10.3 | 24 | 1 |
| Bibbs | 8 | 77 | 9.6 | 23t | 1 |
| Floyd | 3 | 35 | 11.7 | 20 | 0 |
| Quick | 3 | 18 | 6.0 | 6 | 0 |
| Perine | 3 | 5 | 1.7 | 8 | 0 |
| TEAM | 193 | 2045 | 10.6 | 52 | 10 |
| OPPONENTS | 228 | 2580 | 11.3 | 64t | 15 |

| * SCORE BY PERIODS | Q1 | Q2 | Q3 | Q4 | OT | PTS |
|--------------------|----|----|----|----|----|-----|
| TEAM | 48 | 61 | 16 | 51 | 0 | 176 |
| OPPONENTS | 20 | 70 | 31 | 54 | 0 | 175 |

| * INTERCEPTIONS | No. | Yds | Avg | Long | TD |
|-----------------|-----|-----|------|------|----|
| Swearinger | 4 | 33 | 8.3 | 22 | 0 |
| Clinton-Dix LG | 3 | 25 | 8.3 | 24 | 0 |
| Norman | 2 | 39 | 19.5 | 32 | 0 |
| Dunbar | 2 | 21 | 10.5 | 24 | 0 |
| Stroman | 1 | 23 | 23.0 | 23 | 0 |
| TEAM | 9 | 116 | 12.9 | 32 | 0 |
| OPPONENTS | 3 | 78 | 26.0 | 77 | 0 |

| * SCORING | TD-Ru | Pa | Rt | K-PAT | FG | S | PTS | |
|-------------|-------|----|----|-------|-------|-------|-----|-----|
| Hopkins | 0 | 0 | 0 | 0 | 17/17 | 17/19 | 0 | 68 |
| Peterson | 5 | 4 | 1 | 0 | | | 0 | 30 |
| Bibbs | 3 | 2 | 1 | 0 | | | 0 | 18 |
| Doctson | 2 | 0 | 2 | 0 | | | 0 | 12 |
| Richardson | 2 | 0 | 2 | 0 | | | 0 | 12 |
| Crowder | 1 | 0 | 1 | 0 | | | 0 | 6 |
| V. Davis | 1 | 0 | 1 | 0 | | | 0 | 6 |
| Reed | 1 | 0 | 1 | 0 | | | 0 | 6 |
| A. Smith | 1 | 1 | 0 | 0 | | | 0 | 6 |
| P. Smith | 1 | 0 | 0 | 1 | | | 0 | 6 |
| C. Thompson | 1 | 0 | 1 | 0 | | | 0 | 6 |
| TEAM | 18 | 7 | 10 | 1 | 17/17 | 17/19 | 0 | 176 |
| OPPONENTS | 22 | 7 | 15 | 0 | 17/19 | 8/11 | 0 | 175 |

| * PUNTING | No. | Yds | Avg | Net | TB | In | Lg | B |
|-----------|-----|------|------|------|----|----|----|---|
| Way | 42 | 1842 | 43.9 | 41.1 | 0 | 25 | 62 | 0 |
| TEAM | 42 | 1842 | 43.9 | 41.1 | 0 | 25 | 62 | 0 |
| OPPONENTS | 31 | 1438 | 46.4 | 41.9 | 5 | 10 | 60 | 0 |

| * SCORING | TD-Ru | Pa | Rt | K-PAT | FG | S | PTS | |
|-------------|-------|----|----|-------|-------|-------|-----|-----|
| Hopkins | 0 | 0 | 0 | 0 | 17/17 | 17/19 | 0 | 68 |
| Peterson | 5 | 4 | 1 | 0 | | | 0 | 30 |
| Bibbs | 3 | 2 | 1 | 0 | | | 0 | 18 |
| Doctson | 2 | 0 | 2 | 0 | | | 0 | 12 |
| Richardson | 2 | 0 | 2 | 0 | | | 0 | 12 |
| Crowder | 1 | 0 | 1 | 0 | | | 0 | 6 |
| V. Davis | 1 | 0 | 1 | 0 | | | 0 | 6 |
| Reed | 1 | 0 | 1 | 0 | | | 0 | 6 |
| A. Smith | 1 | 1 | 0 | 0 | | | 0 | 6 |
| P. Smith | 1 | 0 | 0 | 1 | | | 0 | 6 |
| C. Thompson | 1 | 0 | 1 | 0 | | | 0 | 6 |
| TEAM | 18 | 7 | 10 | 1 | 17/17 | 17/19 | 0 | 176 |
| OPPONENTS | 22 | 7 | 15 | 0 | 17/19 | 8/11 | 0 | 175 |

| * FIELD GOALS | 1-19 | 20-29 | 30-39 | 40-49 | 50+ |
|--|------|-------|-------|-------|------|
| Hopkins | 0/ 0 | 5/ 5 | 4/ 4 | 5/ 7 | 3/ 3 |
| TEAM | 0/ 0 | 5/ 5 | 4/ 4 | 5/ 7 | 3/ 3 |
| OPPONENTS | 0/ 0 | 2/ 2 | 3/ 4 | 3/ 4 | 0/ 1 |
| Hopkins: (31G) (49G, 49N, 27G, 49G) (35G) (37G, 53G) | | | | | |
| (49G, 56G, 29G) (21G, 25G) (41N, 53G, 39G) () (43G, 43G, 26G) | | | | | |
| OPP: () () (41G) (44G) (32G) (47G, 52N) (37G, 21G) (27G) | | | | | |
| (30N, 33G, 48N) | | | | | |

#P. Smith 1-YD Fumble Return vs. DAL (10/21)

2-Pt Conv: TM 0-1, OPP 1-3
SACKS: Ioannidis 7.5, Kerrigan 5.5, Allen 4, Payne 3, Anderson 2, Clinton-Dix LG 1, Harvey-Clemons 1, P. Smith 1, Swearinger 1, TM 25, OPP 19
FUM/LOST: A. Smith 6/1, Peterson 2/2, Reed 1/1

| * PASSING | Att | Cmp | Yds | Cmp% | Yds/Att | TD | TD% | Int | Int% | Long | Sack/Lost | Rating |
|-----------|-----|-----|------|------|---------|----|-----|-----|------|------|-----------|--------|
| A. Smith | 301 | 193 | 2045 | 64.1 | 6.79 | 10 | 3.3 | 3 | 1.0 | 52 | 19/ 99 | 90.7 |
| TEAM | 301 | 193 | 2045 | 64.1 | 6.79 | 10 | 3.3 | 3 | 1.0 | 52 | 19/ 99 | 90.7 |
| OPPONENTS | 340 | 228 | 2580 | 67.1 | 7.59 | 15 | 4.4 | 9 | 2.6 | 64t | 25/ 149 | 93.3 |

2018 WASHINGTON REDSKINS STATISTICS

| REGULAR SEASON DEFENSIVE STATISTICS | | | | | | | | | | | | | |
|--|--------------|-------------|--------------|-------------|--------------|-----------------|---------------|-----------------|-----------|-----------|-----------|---------------|------------|
| (TACKLES, QBP/H AND PD ACCORDING TO COACHES' FILM REVIEW) | | | | | | | | | | | | | |
| Player | Total | Solo | Asst. | TFL | Sacks | Sack Yds | QBP/H | Ints/Yds | PD | FF | FR | Safety | TDs |
| Mason Foster | 100 | 62 | 38 | 3 | 0 | 0 | 6/2 | 0/0 | 2 | 0 | 1 | 0 | 0 |
| Zach Brown | 69 | 48 | 21 | 7 | 0 | 0 | 1/1 | 0/0 | 2 | 1 | 0 | 0 | 0 |
| Daron Payne | 50 | 34 | 16 | 3.5 | 3 | 16 | 23/6 | 0/0 | 1 | 1 | 0 | 0 | 0 |
| Jonathan Allen | 48 | 34 | 14 | 6 | 4 | 31 | 35/15 | 0/0 | 0 | 0 | 0 | 0 | 0 |
| Josh Norman | 45 | 30 | 15 | 0 | 0 | 0 | 0/0 | 2/39 | 8 | 2 | 1 | 0 | 0 |
| Montae Nicholson | 44 | 38 | 6 | 0 | 0 | 0 | 0/1 | 0/0 | 5 | 0 | 0 | 0 | 0 |
| DJ Swearinger | 41 | 32 | 9 | 2 | 1 | 6 | 1/1 | 4/34 | 11 | 2 | 1 | 0 | 0 |
| Quinton Dunbar | 37 | 31 | 6 | 0 | 0 | 0 | 0/0 | 2/21 | 10 | 0 | 0 | 0 | 0 |
| Matt Ioannidis | 34 | 22 | 12 | 8.5 | 7.5 | 40 | 32/16 | 0/0 | 0 | 1 | 1 | 0 | 0 |
| Fabian Moreau | 27 | 23 | 4 | 1 | 0 | 0 | 0/0 | 0/0 | 9 | 2 | 0 | 0 | 0 |
| Preston Smith | 25 | 18 | 7 | 4 | 1 | 5 | 38/16 | 0/0 | 3 | 0 | 1 | 0 | 0 |
| Ryan Kerrigan | 23 | 17 | 6 | 9 | 5.5 | 40 | 44/12 | 0/0 | 0 | 2 | 0 | 0 | 0 |
| Josh Harvey-Clemons | 21 | 15 | 6 | 3 | 1 | 7 | 4/1 | 0/0 | 4 | 0 | 0 | 0 | 0 |
| Greg Stroman | 17 | 14 | 3 | 0 | 0 | 0 | 0/0 | 1/39 | 4 | 1 | 0 | 0 | 0 |
| Ha Ha Clinton-Dix | 16 | 13 | 3 | 0 | 0 | 0 | 0/0 | 0/0 | 1 | 0 | 1 | 0 | 0 |
| Ryan Anderson | 12 | 8 | 4 | 4.5 | 2 | 4 | 10/5 | 0/0 | 0 | 1 | 0 | 0 | 0 |
| Danny Johnson | 8 | 8 | 0 | 0 | 0 | 0 | 0/0 | 0/0 | 1 | 0 | 0 | 0 | 0 |
| Pernell McPhee | 7 | 3 | 4 | 1 | 0 | 0 | 17/6 | 0/0 | 1 | 0 | 1 | 0 | 0 |
| Ziggy Hood | 6 | 3 | 3 | 0 | 0 | 0 | 0/0 | 0/0 | 0 | 0 | 0 | 0 | 0 |
| Zach Vigil | 3 | 3 | 0 | 0 | 0 | 0 | 0/0 | 0/0 | 0 | 0 | 0 | 0 | 0 |
| Deshazor Everett | 2 | 1 | 1 | 0 | 0 | 0 | 0/0 | 0/0 | 1 | 0 | 0 | 0 | 0 |
| Tim Settle | 2 | 0 | 2 | 0 | 0 | 0 | 3/1 | 0/0 | 0 | 0 | 0 | 0 | 0 |
| Stacy McGee | 1 | 1 | 0 | 0 | 0 | 0 | 0/0 | 0/0 | 0 | 0 | 0 | 0 | 0 |
| Cassanova McKinzy | 1 | 1 | 0 | 1 | 0 | 0 | 2/1 | 0/0 | 1 | 1 | 0 | 0 | 0 |
| TOTALS | 639 | 459 | 180 | 53.5 | 25 | 149 | 185/68 | 7/62 | 64 | 14 | 7 | 0 | 0 |

| REGULAR SEASON SPECIAL TEAMS STATISTICS | | | | | | | | | | | |
|--|--------------|-------------|--------------|-----------|-----------|-----------------|---------------|------------------|-------------------|---------------|------------|
| (ACCORDING TO COACHES' FILM REVIEW) | | | | | | | | | | | |
| Player | Total | Solo | Asst. | FF | FR | PATs Blk | FG Blk | Punts Blk | Inside 20* | Safety | TDs |
| Shaun Dion Hamilton | 7 | 5 | 2 | 0 | 0 | 0 | 0 | 0 | 1 | 0 | 0 |
| Kenny Ladler | 6 | 4 | 2 | 0 | 0 | 0 | 0 | 0 | 1 | 0 | 0 |
| Josh Harvey-Clemons | 5 | 2 | 3 | 1 | 0 | 0 | 0 | 0 | 2 | 0 | 0 |
| Danny Johnson | 5 | 3 | 2 | 0 | 0 | 0 | 0 | 0 | 2 | 0 | 0 |
| Deshazor Everett | 4 | 4 | 0 | 0 | 0 | 0 | 0 | 0 | 0 | 0 | 0 |
| Greg Stroman | 3 | 2 | 1 | 0 | 0 | 0 | 0 | 0 | 2 | 0 | 0 |
| Ryan Anderson | 3 | 1 | 2 | 0 | 0 | 0 | 0 | 0 | 1 | 0 | 0 |
| Troy Apke | 2 | 2 | 0 | 0 | 0 | 0 | 0 | 0 | 0 | 0 | 0 |
| Adonis Alexander | 2 | 1 | 1 | 0 | 0 | 0 | 0 | 0 | 1 | 0 | 0 |
| Kapri Bibbs | 2 | 0 | 2 | 0 | 1 | 0 | 0 | 0 | 0 | 0 | 0 |
| Jehu Chesson | 2 | 2 | 0 | 0 | 0 | 0 | 0 | 0 | 1 | 0 | 0 |
| Mason Foster | 1 | 1 | 0 | 0 | 0 | 0 | 0 | 0 | 0 | 0 | 0 |
| Dustin Hopkins | 1 | 1 | 0 | 0 | 0 | 0 | 0 | 0 | 0 | 0 | 0 |
| Montae Nicholson | 1 | 1 | 0 | 0 | 0 | 0 | 0 | 0 | 0 | 0 | 0 |
| Jeremy Sprinkle | 2 | 0 | 2 | 0 | 0 | 0 | 0 | 0 | 1 | 0 | 0 |
| Zach Vigil | 1 | 1 | 0 | 0 | 0 | 0 | 0 | 0 | 0 | 0 | 0 |
| Tress Way | 1 | 0 | 1 | 0 | 0 | 0 | 0 | 0 | 0 | 0 | 0 |
| TOTAL | 48 | 30 | 18 | 1 | 1 | 0 | 0 | 0 | 12 | 0 | 0 |

**Indicates player who downed a punt inside the 20. Fair catches/punts out of bounds not included.*

2018 WASHINGTON REDSKINS STATISTICS

RECORD WHEN...

| | <u>W-L</u> | | <u>W-L</u> | | <u>W-L</u> |
|--------------------------------------|------------|--|------------|-----------------------------------|------------|
| Redskins Overall | 6-3 | Redskins score first | 6-0 | Redskins win time of possession | 4-1 |
| Redskins at FedExField | 3-2 | Opponent scores first | 0-3 | Redskins lose time of possession | 2-2 |
| Redskins on the road | 3-1 | Redskins score on first possession | 2-0 | Time of possession is even | 0-0 |
| Redskins on Sunday Night | 0-0 | Redskins lead after 1st quarter | 5-0 | Redskins win turnover battle | 5-1 |
| Redskins on Monday Night | 0-1 | Redskins trail after 1st quarter | 0-3 | Redskins lose turnover battle | 0-1 |
| Redskins on Thursday Night | 0-0 | Score tied after 1st quarter | 1-0 | Turnover battle is even | 1-1 |
| Redskins on grass | 5-2 | Redskins lead at halftime | 5-0 | Redskins wear Burgundy pants | 3-0 |
| Redskins on artificial turf | 1-1 | Redskins trail at halftime | 0-3 | Redskins wear Gold pants | 0-0 |
| Redskins in a dome | 1-1 | Score tied at halftime | 1-0 | Redskins wear White pants | 3-3 |
| Redskins in September | 2-1 | Redskins lead after 3rd quarter | 6-0 | Redskins wear Throwback pants | 0-0 |
| Redskins in October | 3-1 | Redskins trail after 3rd quarter | 0-3 | Redskins wear Burgundy jerseys | 3-3 |
| Redskins in November | 1-1 | Score tied after 3rd quarter | 0-0 | Redskins wear White jerseys | 3-0 |
| Redskins in December | 0-0 | Redskins score under two-minute warning | 1-1 | Redskins wear Throwback jerseys | 0-0 |
| Redskins in January | 0-0 | Opponent scores under two-minute warning | 2-0 | Redskins score 17 points or less | 1-2 |
| Redskins win coin toss | 2-1 | Game goes to overtime | 0-0 | Opponent scores 17 points or less | 6-0 |
| Redskins lose coin toss | 4-2 | | | Redskins score 18 points or more | 5-1 |
| | | vs. NFC East | 2-0 | Opponent scores 18 points or more | 0-3 |
| Redskins total 0-199 net yards | 0-0 | vs. NFC East at home | 1-0 | | |
| Redskins total 200-299 net yards | 2-1 | vs. NFC East on road | 1-0 | | |
| Redskins total 300-399 net yards | 3-2 | vs. NFC West | 1-0 | | |
| Redskins total 400+ net yards | 1-0 | vs. NFC North | 1-0 | | |
| Redskins total 0-99 rushing yards | 0-3 | vs. NFC South | 2-2 | | |
| Redskins total 100-149 rushing yards | 3-0 | vs. NFC | 6-2 | | |
| Redskins total 150+ rushing yards | 3-0 | | | | |
| Redskins have (a) 100-yard rusher(s) | 2-0 | vs. AFC East | 0-0 | | |
| Redskins total 0-149 passing yards | 0-0 | vs. AFC West | 0-0 | | |
| Redskins total 150-199 passing yards | 4-0 | vs. AFC North | 0-0 | | |
| Redskins total 200-299 passing yards | 2-2 | vs. AFC South | 0-1 | | |
| Redskins total 300+ passing yards | 0-1 | vs. AFC | 0-1 | | |
| Redskins have a 300-yard passer | 0-1 | | | | |

2018 WASHINGTON REDSKINS STATISTICS

| Player | PARTICIPATION | | | | | | | | | | | | | | | GP-GS-DNP-INA | |
|----------------------|---------------|--------|-----|-----|--------|-----|--------|--------|-----|-----|------|------|-----|------|------|---------------|---------|
| | @ARI | IND | GB | @NO | CAR | DAL | @NYG | ATL | @TB | HOU | @DAL | @PHI | NYG | @JAX | @TEN | | PHI |
| Alexander, Adonis | INA | INA | INA | INA | INA | SUB | SUB | INA | SUB | | | | | | | | 3-0-0-6 |
| Allen, Jonathan | DE | DE | DE | DE | DE | DE | DE | DE | DE | | | | | | | | 9-9-0-0 |
| Anderson, Ryan | SUB | SUB | SUB | SUB | SUB | SUB | SUB | SUB | SUB | | | | | | | | 9-0-0-0 |
| Apke, Troy | SUB | INA | INA | INA | INA | INA | SUB | IR | IR | | | | | | | | 2-0-0-5 |
| Bergstrom, Tony | SUB | SUB | C | C | C | SUB | SUB | SUB | RG | | | | | | | | 9-4-0-0 |
| Bibbs, Kapri | PS | PS | SUB | SUB | SUB | SUB | SUB | SUB | SUB | | | | | | | | 7-0-0-0 |
| Bowanko, Luke | NWT | NWT | NWT | NWT | NWT | NWT | NWT | NWT | NWT | | | | | | | | 1-0-0-0 |
| Brantley, Caleb | INA | INA | INA | INA | INA | SUB | SUB | SUB | SUB | | | | | | | | 3-0-0-6 |
| Brown, Zach | MLB | MLB | MLB | MLB | MLB | MLB | MLB | MLB | MLB | | | | | | | | 9-9-0-0 |
| Chesson, Jehu | PS | SUB | PS | PS | PS | SUB | SUB | SUB | SUB | | | | | | | | 5-0-0-0 |
| Christian Sr., Geron | INA | INA | INA | INA | INA | INA | INA | SUB | SUB | | | | | | | | 2-0-0-7 |
| Clinton-Dix, Ha Ha | NWT | NWT | NWT | NWT | NWT | NWT | NWT | SS | SS | | | | | | | | 2-2-0-0 |
| Cooper, Jonathan | NWT | NWT | NWT | NWT | NWT | NWT | NWT | NWT | LG | | | | | | | | 1-1-0-0 |
| Crowder, Jamison | WR | WR | WR | SUB | INA | INA | INA | INA | INA | | | | | | | | 4-3-0-5 |
| Davis, Vernon | SUB | TE | WR | TE | TE (2) | TE | TE (2) | SUB | TE | | | | | | | | 9-7-0-0 |
| Doctson, Josh | WR | WR | SUB | INA | SUB | WR | WR | WR | SUB | | | | | | | | 8-5-0-1 |
| Dunbar, Quinton | SUB | CB | CB | CB | CB | INA | INA | CB | INA | | | | | | | | 6-5-0-3 |
| Dunn, Casey | INA | INA | SUB | DNP | SUB | INA | INA | INA | NWT | | | | | | | | 2-0-1-5 |
| Everett, Deshazor | S | SUB | SUB | SUB | SUB | SUB | SUB | SUB | SUB | | | | | | | | 9-1-0-0 |
| Floyd, Michael | NWT | NWT | INA | WR | SUB | SUB | SUB | SUB | SUB | | | | | | | | 6-1-0-1 |
| Foster, Mason | MLB | MLB | MLB | MLB | MLB | MLB | MLB | MLB | MLB | | | | | | | | 9-9-0-0 |
| Hamilton, Shaun Dion | SUB | SUB | SUB | SUB | SUB | SUB | SUB | SUB | SUB | | | | | | | | 9-0-0-0 |
| Harris, Maurice | INA | INA | SUB | WR | SUB | SUB | SUB | WR | SUB | | | | | | | | 7-2-0-2 |
| Harvey-Clemons, Josh | SUB | SUB | SUB | SUB | SUB | SUB | SUB | SUB | SUB | | | | | | | | 9-0-0-0 |
| Hood, Ziggy | SUB | SUB | SUB | SUB | SUB | NWT | NWT | NWT | NWT | | | | | | | | 5-0-0-0 |
| Hopkins, Dustin | SUB | SUB | SUB | SUB | SUB | SUB | SUB | SUB | SUB | | | | | | | | 9-0-0-0 |
| Howard, Austin | NWT | NWT | NWT | NWT | NWT | NWT | NWT | NWT | SUB | | | | | | | | 1-0-0-0 |
| Ioannidis, Matt | DE | SUB | SUB | DE | SUB | SUB | DE | DE | DE | | | | | | | | 9-4-0-0 |
| Johnson, Danny | SUB | SUB | SUB | SUB | SUB | SUB | SUB | SUB | CB | | | | | | | | 9-1-0-0 |
| Kelley, Rob | SUB | SUB | IR | IR | IR | IR | IR | IR | IR | | | | | | | | 2-0-0-0 |
| Kerrigan, Ryan | WLB | WLB | WLB | WLB | WLB | WLB | WLB | WLB | WLB | | | | | | | | 9-9-0-0 |
| Keyes, Josh | INA | NWT | NWT | NWT | NWT | NWT | NWT | NWT | NWT | | | | | | | | 0-0-0-1 |
| Ladler, Kenny | PS | SUB | SUB | SUB | SUB | SUB | SUB | INA | INA | NWT | | | | | | | 5-0-0-2 |
| Lauvao, Shawn | LG | LG | INA | INA | INA | LG | LG | LG | IR | | | | | | | | 5-5-0-3 |
| McCoy, Colt | DNP | DNP | DNP | DNP | DNP | DNP | DNP | DNP | DNP | | | | | | | | 0-0-0-0 |
| McGee, Stacy | PUP | PUP | PUP | PUP | PUP | PUP | PUP | PUP | SUB | | | | | | | | 1-0-0-0 |
| McKinzy, Cassanova | NWT | NWT | NWT | NWT | NWT | NWT | NWT | NWT | NWT | | | | | | | | 1-0-0-0 |
| McPhee, Pernell | SUB | SUB | SUB | SUB | SUB | SUB | SUB | SUB | INA | | | | | | | | 8-0-0-1 |
| Moreau, Fabian | SUB | CB | CB | SUB | CB | CB | SUB | SUB | CB | | | | | | | | 9-5-0-0 |
| Moses, Morgan | RT | RT | RT | RT | RT | RT | RT | RT | RT | | | | | | | | 9-9-0-0 |
| Nicholson, Montae | SS | SS | SS | SS | SS | SS | SS | SS | SUB | SUB | | | | | | | 9-7-0-0 |
| Norman, Josh | CB | CB | CB | CB | CB | CB | CB | CB | CB | | | | | | | | 9-9-0-0 |
| Nsekhe, Ty | SUB | SUB | SUB | SUB | SUB | SUB | SUB | SUB | LT | LT | | | | | | | 9-2-0-0 |
| Payne, Daron | NT | NT | NT | NT | NT | NT | NT | NT | NT | | | | | | | | 9-9-0-0 |
| Perine, Samaje | INA | INA | INA | INA | SUB | SUB | INA | SUB | SUB | | | | | | | | 4-0-0-5 |
| Peterson, Adrian | RB | RB | RB | RB | RB | RB | RB | RB | RB | | | | | | | | 9-9-0-0 |
| Quick, Brian | NWT | SUB | SUB | SUB | WR | WR | INA | INA | WR | | | | | | | | 6-3-0-2 |
| Quinn, Trey | SUB | IR | IR | IR | IR | IR | IR | IR | IR | | | | | | | | 1-0-0-0 |
| Reed, Jordan | TE | SUB | TE | SUB | TE | WR | TE | SUB | TE | | | | | | | | 9-6-0-0 |
| Richardson Jr., Paul | WR (2) | WR (2) | SUB | SUB | SUB | INA | WR | WR (2) | IR | | | | | | | | 7-4-0-1 |
| Roullier, Chase | C | C | LG | LG | LG | C | C | C | C | | | | | | | | 9-9-0-0 |
| Scherff, Brandon | RG | RG | RG | RG | RG | RG | RG | RG | IR | | | | | | | | 8-8-0-0 |
| Settle, Tim | SUB | SUB | SUB | SUB | SUB | SUB | SUB | SUB | SUB | | | | | | | | 9-0-0-0 |
| Sims, Cam | SUB | IR | IR | IR | IR | IR | IR | IR | IR | | | | | | | | 1-0-0-0 |
| Smith, Alex | QB | QB | QB | QB | QB | QB | QB | QB | QB | | | | | | | | 9-9-0-0 |
| Smith, Preston | SLB | SLB | SLB | SLB | SLB | SLB | SLB | SLB | SLB | | | | | | | | 9-9-0-0 |
| Sprinkle, Jeremy | SUB | SUB | WR | TE | WR | SUB | SUB | TE | TE | | | | | | | | 9-5-0-0 |
| Stroman, Greg | SUB | SUB | SUB | SUB | SUB | CB | CB | SUB | SUB | | | | | | | | 9-2-0-0 |
| Sundberg, Nick | SUB | SUB | SUB | SUB | SUB | SUB | SUB | SUB | SUB | | | | | | | | 9-0-0-0 |
| Swearinger, D.J. | FS | FS | FS | FS | FS | FS | FS | FS | FS | | | | | | | | 9-9-0-0 |
| Thompson, Chris | SUB | SUB | SUB | SUB | INA | INA | SUB | INA | INA | | | | | | | | 5-0-0-4 |
| Vigil, Zach | SUB | SUB | SUB | SUB | SUB | SUB | SUB | SUB | INA | | | | | | | | 8-0-0-1 |
| Way, Tress | SUB | SUB | SUB | SUB | SUB | SUB | SUB | SUB | SUB | | | | | | | | 9-0-0-0 |
| Williams, Trent | LT | LT | LT | LT | LT | LT | LT | INA | INA | | | | | | | | 7-7-0-2 |

Key: POS - starter | SUB - played | DNP - did not play | INA - inactive | IR - reserve/injured | PS - practice squad | NWT - not with team | SUSP - suspended | PUP - reserve/physically unable to perform | LS - left squad

2018 WASHINGTON REDSKINS STATISTICS

PASSING

11 Alex Smith

| | ATT | COM | YDS | PERC | YDS/ATT | TD | INT | LG | SK (YDS) | RATE |
|---------------|------------|------------|-------------|--------------|------------|-----------|----------|-----------|----------------|-------------|
| 9/9 @ARI | 30 | 21 | 255 | 70.0% | 8.5 | 2 | 0 | 52 | 3 (8) | 118.1 |
| 9/16 IND | 46 | 33 | 292 | 71.7% | 6.3 | 0 | 0 | 34 | 3 (23) | 88.3 |
| 9/23 GB | 20 | 12 | 220 | 60.0% | 11.0 | 2 | 1 | 50 | 0 (0) | 110.4 |
| 10/8 @NO | 39 | 23 | 275 | 59.0% | 7.1 | 0 | 1 | 42 | 3 (31) | 69.9 |
| 10/14 CAR | 36 | 21 | 163 | 58.3% | 4.5 | 2 | 0 | 22 | 3 (7) | 88.1 |
| 10/21 DAL | 25 | 14 | 178 | 56.0% | 7.1 | 1 | 0 | 27 | 1 (3) | 91.8 |
| 10/28 @NYG | 32 | 20 | 178 | 62.5% | 5.6 | 1 | 0 | 25 | 0 (0) | 87.8 |
| 11/4 ATL | 46 | 30 | 306 | 65.2% | 6.7 | 1 | 1 | 33 | 3 (19) | 82.3 |
| 11/11 @TB | 27 | 19 | 178 | 70.4% | 6.6 | 1 | 0 | 24 | 3 (8) | 100.5 |
| 11/18 HOU | | | | | | | | | | |
| 11/22 @DAL | | | | | | | | | | |
| 12/3 @PHI | | | | | | | | | | |
| 12/9 NYG | | | | | | | | | | |
| 12/16 @JAX | | | | | | | | | | |
| 12/23 @TEN | | | | | | | | | | |
| 12/30 PHI | | | | | | | | | | |
| TOTALS | 301 | 193 | 2045 | 64.1% | 6.8 | 10 | 3 | 52 | 19 (99) | 90.7 |

12 Colt McCoy

| | ATT | COM | YDS | PERC | YDS/ATT | TD | INT | LG | SK (YDS) | RATE |
|---------------|----------|----------|----------|----------|----------|----------|----------|----------|--------------|------------|
| 9/9 @ARI | | | | | | | | | | |
| 9/16 IND | | | | | | | | | | |
| 9/23 GB | | | | | | | | | | |
| 10/8 @NO | | | | | | | | | | |
| 10/14 CAR | | | | | | | | | | |
| 10/21 DAL | | | | | | | | | | |
| 10/28 @NYG | | | | | | | | | | |
| 11/4 ATL | | | | | | | | | | |
| 11/11 @TB | | | | | | | | | | |
| 11/18 HOU | | | | | | | | | | |
| 11/22 @DAL | | | | | | | | | | |
| 12/3 @PHI | | | | | | | | | | |
| 12/9 NYG | | | | | | | | | | |
| 12/16 @JAX | | | | | | | | | | |
| 12/23 @TEN | | | | | | | | | | |
| 12/30 PHI | | | | | | | | | | |
| TOTALS | 0 | 0 | 0 | 0 | 0 | 0 | 0 | 0 | 0 (0) | 0.0 |

2018 WASHINGTON REDSKINS STATISTICS

RUSHING

35 Kapri Bibbs

| | ATT | YDS | AVG. | LG | TD |
|---------------|----------------|-----------|------------|-----------|----------|
| 9/9 @ARI | Practice Squad | | | | |
| 9/16 IND | Practice Squad | | | | |
| 9/23 GB | 2 | 3 | 1.5 | 2 | 0 |
| 10/8 @NO | 4 | 9 | 2.3 | 5 | 1 |
| 10/14 CAR | 2 | 11 | 5.5 | 8 | 0 |
| 10/21 DAL | 2 | 13 | 6.5 | 13 | 0 |
| 10/28 @NYG | 0 | 0 | 0.0 | 0 | 0 |
| 11/4 ATL | 3 | 20 | 6.7 | 13 | 1 |
| 11/11 @TB | 3 | 28 | 9.3 | 15 | 0 |
| 11/18 HOU | | | | | |
| 11/22 @DAL | | | | | |
| 12/3 @PHI | | | | | |
| 12/9 NYG | | | | | |
| 12/16 @JAX | | | | | |
| 12/23 @TEN | | | | | |
| 12/30 PHI | | | | | |
| TOTALS | 16 | 84 | 5.3 | 15 | 2 |

80 Jamison Crowder

| | ATT | YDS | AVG. | LG | TD |
|---------------|----------|-----------|-------------|-----------|----------|
| 9/9 @ARI | 0 | 0 | 0.0 | 0 | 0 |
| 9/16 IND | 2 | 29 | 14.5 | 25 | 0 |
| 9/23 GB | 1 | 6 | 6.0 | 6 | 0 |
| 10/8 @NO | 0 | 0 | 0.0 | 0 | 0 |
| 10/14 CAR | Inactive | | | | |
| 10/21 DAL | Inactive | | | | |
| 10/28 @NYG | Inactive | | | | |
| 11/4 ATL | Inactive | | | | |
| 11/11 @TB | Inactive | | | | |
| 11/18 HOU | | | | | |
| 11/22 @DAL | | | | | |
| 12/3 @PHI | | | | | |
| 12/9 NYG | | | | | |
| 12/16 @JAX | | | | | |
| 12/23 @TEN | | | | | |
| 12/30 PHI | | | | | |
| TOTALS | 3 | 35 | 11.7 | 25 | 0 |

13 Maurice Harris

| | ATT | YDS | AVG. | LG | TD |
|---------------|----------|-----------|------------|----------|----------|
| 9/9 @ARI | 0 | 0 | 0.0 | 0 | 0 |
| 9/16 IND | 0 | 0 | 0.0 | 0 | 0 |
| 9/23 GB | 0 | 0 | 0.0 | 0 | 0 |
| 10/8 @NO | 0 | 0 | 0.0 | 0 | 0 |
| 10/14 CAR | 1 | 6 | 6.0 | 6 | 0 |
| 10/21 DAL | 0 | 0 | 0.0 | 0 | 0 |
| 10/28 @NYG | 0 | 0 | 0.0 | 0 | 0 |
| 11/4 ATL | 0 | 0 | 0.0 | 0 | 0 |
| 11/11 @TB | 1 | 4 | 4.0 | 4 | 0 |
| 11/18 HOU | | | | | |
| 11/22 @DAL | | | | | |
| 12/3 @PHI | | | | | |
| 12/9 NYG | | | | | |
| 12/16 @JAX | | | | | |
| 12/23 @TEN | | | | | |
| 12/30 PHI | | | | | |
| TOTALS | 2 | 10 | 5.0 | 6 | 0 |

20 Rob Kelley

| | ATT | YDS | AVG. | LG | TD |
|---------------|-----------------|----------|------------|----------|----------|
| 9/9 @ARI | 3 | 7 | 2.3 | 6 | 0 |
| 9/16 IND | 1 | 1 | 1.0 | 1 | 0 |
| 9/23 GB | Reserve/Injured | | | | |
| 10/8 @NO | Reserve/Injured | | | | |
| 10/14 CAR | Reserve/Injured | | | | |
| 10/21 DAL | Reserve/Injured | | | | |
| 10/28 @NYG | Reserve/Injured | | | | |
| 11/4 ATL | Reserve/Injured | | | | |
| 11/11 @TB | Reserve/Injured | | | | |
| 11/18 HOU | | | | | |
| 11/22 @DAL | | | | | |
| 12/3 @PHI | | | | | |
| 12/9 NYG | | | | | |
| 12/16 @JAX | | | | | |
| 12/23 @TEN | | | | | |
| 12/30 PHI | | | | | |
| TOTALS | 4 | 8 | 2.0 | 6 | 0 |

32 Samaje Perine

| | ATT | YDS | AVG. | LG | TD |
|---------------|----------|-----------|------------|-----------|----------|
| 9/9 @ARI | Inactive | | | | |
| 9/16 IND | Inactive | | | | |
| 9/23 GB | Inactive | | | | |
| 10/8 @NO | Inactive | | | | |
| 10/14 CAR | 1 | 3 | 3.0 | 3 | 0 |
| 10/21 DAL | 2 | 2 | 1.0 | 7 | 0 |
| 10/28 @NYG | Inactive | | | | |
| 11/4 ATL | 2 | 20 | 10.0 | 11 | 0 |
| 11/11 @TB | 0 | 0 | 0.0 | 0 | 0 |
| 11/18 HOU | | | | | |
| 11/22 @DAL | | | | | |
| 12/3 @PHI | | | | | |
| 12/9 NYG | | | | | |
| 12/16 @JAX | | | | | |
| 12/23 @TEN | | | | | |
| 12/30 PHI | | | | | |
| TOTALS | 5 | 25 | 5.0 | 11 | 0 |

26 Adrian Peterson

| | ATT | YDS | AVG. | LG | TD |
|---------------|------------|------------|------------|-----------|----------|
| 9/9 @ARI | 26 | 96 | 3.7 | 17 | 1 |
| 9/16 IND | 11 | 20 | 1.8 | 14 | 0 |
| 9/23 GB | 19 | 120 | 6.3 | 41 | 2 |
| 10/8 @NO | 4 | 6 | 1.5 | 4 | 0 |
| 10/14 CAR | 17 | 97 | 5.7 | 19 | 0 |
| 10/21 DAL | 24 | 99 | 4.1 | 23 | 0 |
| 10/28 @NYG | 26 | 149 | 5.7 | 64 | 1 |
| 11/4 ATL | 9 | 17 | 1.9 | 11 | 0 |
| 11/11 @TB | 19 | 68 | 3.6 | 18 | 0 |
| 11/18 HOU | | | | | |
| 11/22 @DAL | | | | | |
| 12/3 @PHI | | | | | |
| 12/9 NYG | | | | | |
| 12/16 @JAX | | | | | |
| 12/23 @TEN | | | | | |
| 12/30 PHI | | | | | |
| TOTALS | 155 | 672 | 4.3 | 64 | 4 |

2018 WASHINGTON REDSKINS STATISTICS

RECEIVING

46 Kapri Bibbs

| | REC | YDS | AVG. | LG | TD |
|---------------|----------------|-----------|------------|-----------|----------|
| 9/9 @ARI | Practice Squad | | | | |
| 9/16 IND | Practice Squad | | | | |
| 9/23 GB | 0 | 0 | 0.0 | 0 | 0 |
| 10/8 @NO | 0 | 0 | 0.0 | 0 | 0 |
| 10/14 CAR | 1 | 6 | 6.0 | 6 | 0 |
| 10/21 DAL | 4 | 43 | 10.8 | 23 | 1 |
| 10/28 @NYG | 0 | 0 | 0.0 | 0 | 0 |
| 11/4 ATL | 1 | 15 | 15.0 | 15 | 0 |
| 11/11 @TB | 2 | 13 | 6.5 | 11 | 0 |
| 11/18 HOU | | | | | |
| 11/22 @DAL | | | | | |
| 12/3 @PHI | | | | | |
| 12/9 NYG | | | | | |
| 12/16 @JAX | | | | | |
| 12/23 @TEN | | | | | |
| 12/30 PHI | | | | | |
| TOTALS | 8 | 77 | 9.6 | 23 | 1 |

16 Jehu Chesson

| | REC | YDS | AVG. | LG | TD |
|---------------|----------------|----------|----------|----------|----------|
| 9/9 @ARI | Practice Squad | | | | |
| 9/16 IND | 0 | 0 | 0.0 | 0 | 0 |
| 9/23 GB | Practice Squad | | | | |
| 10/8 @NO | Practice Squad | | | | |
| 10/14 CAR | Practice Squad | | | | |
| 10/21 DAL | 0 | 0 | 0.0 | 0 | 0 |
| 10/28 @NYG | 0 | 0 | 0.0 | 0 | 0 |
| 11/4 ATL | 0 | 0 | 0.0 | 0 | 0 |
| 11/11 @TB | 0 | 0 | 0.0 | 0 | 0 |
| 11/18 HOU | | | | | |
| 11/22 @DAL | | | | | |
| 12/3 @PHI | | | | | |
| 12/9 NYG | | | | | |
| 12/16 @JAX | | | | | |
| 12/23 @TEN | | | | | |
| 12/30 PHI | | | | | |
| TOTALS | 0 | 0 | 0 | 0 | 0 |

80 Jamison Crowder

| | REC | YDS | AVG. | LG | TD |
|---------------|-----------|------------|-------------|-----------|----------|
| 9/9 @ARI | 3 | 32 | 10.7 | 17 | 0 |
| 9/16 IND | 2 | 8 | 4.0 | 8 | 0 |
| 9/23 GB | 4 | 39 | 9.8 | 18 | 1 |
| 10/8 @NO | 4 | 55 | 13.8 | 24 | 0 |
| 10/14 CAR | Inactive | | | | |
| 10/21 DAL | Inactive | | | | |
| 10/28 @NYG | Inactive | | | | |
| 11/4 ATL | Inactive | | | | |
| 11/11 @TB | Inactive | | | | |
| 11/18 HOU | | | | | |
| 11/22 @DAL | | | | | |
| 12/3 @PHI | | | | | |
| 12/9 NYG | | | | | |
| 12/16 @JAX | | | | | |
| 12/23 @TEN | | | | | |
| 12/30 PHI | | | | | |
| TOTALS | 13 | 134 | 10.3 | 24 | 1 |

85 Vernon Davis

| | REC | YDS | AVG. | LG | TD |
|---------------|-----------|------------|-------------|-----------|----------|
| 9/9 @ARI | 1 | 9 | 9.0 | 9 | 0 |
| 9/16 IND | 1 | 7 | 7.0 | 7 | 0 |
| 9/23 GB | 2 | 70 | 35.0 | 50 | 0 |
| 10/8 @NO | 2 | 15 | 7.5 | 9 | 0 |
| 10/14 CAR | 3 | 48 | 16.0 | 22 | 1 |
| 10/21 DAL | 0 | 0 | 0.0 | 0 | 0 |
| 10/28 @NYG | 1 | 21 | 21.0 | 21 | 0 |
| 11/4 ATL | 5 | 62 | 12.4 | 20 | 0 |
| 11/11 @TB | 0 | 0 | 0.0 | 0 | 0 |
| 11/18 HOU | | | | | |
| 11/22 @DAL | | | | | |
| 12/3 @PHI | | | | | |
| 12/9 NYG | | | | | |
| 12/16 @JAX | | | | | |
| 12/23 @TEN | | | | | |
| 12/30 PHI | | | | | |
| TOTALS | 15 | 232 | 15.5 | 50 | 1 |

18 Josh Doctson

| | REC | YDS | AVG. | LG | TD |
|---------------|-----------|------------|-------------|-----------|----------|
| 9/9 @ARI | 1 | 11 | 11.0 | 11 | 0 |
| 9/16 IND | 4 | 37 | 9.3 | 14 | 0 |
| 9/23 GB | 0 | 0 | 0.0 | 0 | 0 |
| 10/8 @NO | Inactive | | | | |
| 10/14 CAR | 3 | 20 | 6.7 | 8 | 0 |
| 10/21 DAL | 3 | 42 | 14.0 | 15 | 0 |
| 10/28 @NYG | 5 | 49 | 9.8 | 15 | 0 |
| 11/4 ATL | 3 | 31 | 10.3 | 24 | 1 |
| 11/11 @TB | 4 | 46 | 11.5 | 15 | 1 |
| 11/18 HOU | | | | | |
| 11/22 @DAL | | | | | |
| 12/3 @PHI | | | | | |
| 12/9 NYG | | | | | |
| 12/16 @JAX | | | | | |
| 12/23 @TEN | | | | | |
| 12/30 PHI | | | | | |
| TOTALS | 23 | 236 | 10.3 | 14 | 2 |

17 Michael Floyd

| | REC | YDS | AVG. | LG | TD |
|---------------|---------------|-----------|-------------|----------|----------|
| 9/9 @ARI | Not With Team | | | | |
| 9/16 IND | Not With Team | | | | |
| 9/23 GB | Inactive | | | | |
| 10/8 @NO | 0 | 0 | 0.0 | 0 | 0 |
| 10/14 CAR | 0 | 0 | 0.0 | 0 | 0 |
| 10/21 DAL | 1 | 20 | 20.0 | 20 | 0 |
| 10/28 @NYG | 0 | 0 | 0.0 | 0 | 0 |
| 11/4 ATL | 0 | 0 | 0.0 | 0 | 0 |
| 11/11 @TB | 2 | 15 | 7.5 | 9 | 0 |
| 11/18 HOU | | | | | |
| 11/22 @DAL | | | | | |
| 12/3 @PHI | | | | | |
| 12/9 NYG | | | | | |
| 12/16 @JAX | | | | | |
| 12/23 @TEN | | | | | |
| 12/30 PHI | | | | | |
| TOTALS | 3 | 35 | 11.7 | 0 | 0 |

2018 WASHINGTON REDSKINS STATISTICS

RECEIVING

13 Maurice Harris

| | REC | YDS | AVG. | LG | TD |
|---------------|-----------|------------|-------------|-----------|----------|
| 9/9 @ARI | Inactive | | | | |
| 9/16 IND | Inactive | | | | |
| 9/23 GB | 0 | 0 | 0.0 | 0 | 0 |
| 10/8 @NO | 3 | 47 | 15.7 | 42 | 0 |
| 10/14 CAR | 3 | 13 | 4.3 | 13 | 0 |
| 10/21 DAL | 3 | 22 | 7.3 | 10 | 0 |
| 10/28 @NYG | 2 | 20 | 10.0 | 16 | 0 |
| 11/4 ATL | 10 | 124 | 12.4 | 33 | 0 |
| 11/11 @TB | 5 | 52 | 10.4 | 20 | 0 |
| 11/18 HOU | | | | | |
| 11/22 @DAL | | | | | |
| 12/3 @PHI | | | | | |
| 12/9 NYG | | | | | |
| 12/16 @JAX | | | | | |
| 12/23 @TEN | | | | | |
| 12/30 PHI | | | | | |
| TOTALS | 26 | 278 | 10.7 | 36 | 0 |

20 Rob Kelley

| | REC | YDS | AVG. | LG | TD |
|---------------|-----------------|----------|----------|----------|----------|
| 9/9 @ARI | 0 | 0 | 0.0 | 0 | 0 |
| 9/16 IND | 0 | 0 | 0.0 | 0 | 0 |
| 9/23 GB | Reserve/Injured | | | | |
| 10/8 @NO | Reserve/Injured | | | | |
| 10/14 CAR | Reserve/Injured | | | | |
| 10/21 DAL | Reserve/Injured | | | | |
| 10/28 @NYG | Reserve/Injured | | | | |
| 11/4 ATL | Reserve/Injured | | | | |
| 11/11 @TB | Reserve/Injured | | | | |
| 11/18 HOU | | | | | |
| 11/22 @DAL | | | | | |
| 12/3 @PHI | | | | | |
| 12/9 NYG | | | | | |
| 12/16 @JAX | | | | | |
| 12/23 @TEN | | | | | |
| 12/30 PHI | | | | | |
| TOTALS | 0 | 0 | 0 | 0 | 0 |

32 Samaje Perine

| | REC | YDS | AVG. | LG | TD |
|---------------|----------|----------|------------|----------|----------|
| 9/9 @ARI | Inactive | | | | |
| 9/16 IND | Inactive | | | | |
| 9/23 GB | Inactive | | | | |
| 10/8 @NO | Inactive | | | | |
| 10/14 CAR | 1 | -3 | -3.0 | -3 | 0 |
| 10/21 DAL | 0 | 0 | 0.0 | 0 | 0 |
| 10/28 @NYG | Inactive | | | | |
| 11/4 ATL | 2 | 8 | 4.0 | 8 | 0 |
| 11/11 @TB | 0 | 0 | 0.0 | 0 | 0 |
| 11/18 HOU | | | | | |
| 11/22 @DAL | | | | | |
| 12/3 @PHI | | | | | |
| 12/9 NYG | | | | | |
| 12/16 @JAX | | | | | |
| 12/23 @TEN | | | | | |
| 12/30 PHI | | | | | |
| TOTALS | 3 | 5 | 1.7 | 8 | 0 |

26 Adrian Peterson

| | REC | YDS | AVG. | LG | TD |
|---------------|-----------|------------|-------------|-----------|----------|
| 9/9 @ARI | 2 | 70 | 35.0 | 52 | 0 |
| 9/16 IND | 3 | 30 | 10.0 | 21 | 0 |
| 9/23 GB | 0 | 0 | 0.0 | 0 | 0 |
| 10/8 @NO | 2 | 36 | 18.0 | 24 | 0 |
| 10/14 CAR | 0 | 0 | 0.0 | 0 | 0 |
| 10/21 DAL | 1 | 8 | 8.0 | 8 | 0 |
| 10/28 @NYG | 1 | 7 | 7.0 | 7 | 1 |
| 11/4 ATL | 3 | 16 | 5.3 | 8 | 0 |
| 11/11 @TB | 2 | 1 | 0.5 | 2 | 0 |
| 11/18 HOU | | | | | |
| 11/22 @DAL | | | | | |
| 12/3 @PHI | | | | | |
| 12/9 NYG | | | | | |
| 12/16 @JAX | | | | | |
| 12/23 @TEN | | | | | |
| 12/30 PHI | | | | | |
| TOTALS | 14 | 168 | 12.0 | 52 | 1 |

83 Brian Quick

| | REC | YDS | AVG. | LG | TD |
|---------------|---------------|-----------|------------|----------|----------|
| 9/9 @ARI | Not With Team | | | | |
| 9/16 IND | 0 | 0 | 0.0 | 0 | 0 |
| 9/23 GB | 0 | 0 | 0.0 | 0 | 0 |
| 10/8 @NO | 1 | 6 | 6.0 | 6 | 0 |
| 10/14 CAR | 2 | 12 | 6.0 | 6 | 0 |
| 10/21 DAL | 0 | 0 | 0.0 | 0 | 0 |
| 10/28 @NYG | Inactive | | | | |
| 11/4 ATL | Inactive | | | | |
| 11/11 @TB | 0 | 0 | 0.0 | 0 | 0 |
| 11/18 HOU | | | | | |
| 11/22 @DAL | | | | | |
| 12/3 @PHI | | | | | |
| 12/9 NYG | | | | | |
| 12/16 @JAX | | | | | |
| 12/23 @TEN | | | | | |
| 12/30 PHI | | | | | |
| TOTALS | 3 | 18 | 6.0 | 6 | 0 |

14 Trey Quinn

| | REC | YDS | AVG. | LG | TD |
|---------------|-----------------|----------|----------|----------|----------|
| 9/9 @ARI | 0 | 0 | 0.0 | 0 | 0 |
| 9/16 IND | Reserve/Injured | | | | |
| 9/23 GB | Reserve/Injured | | | | |
| 10/8 @NO | Reserve/Injured | | | | |
| 10/14 CAR | Reserve/Injured | | | | |
| 10/21 DAL | Reserve/Injured | | | | |
| 10/28 @NYG | Reserve/Injured | | | | |
| 11/4 ATL | Reserve/Injured | | | | |
| 11/11 @TB | Reserve/Injured | | | | |
| 11/18 HOU | | | | | |
| 11/22 @DAL | | | | | |
| 12/3 @PHI | | | | | |
| 12/9 NYG | | | | | |
| 12/16 @JAX | | | | | |
| 12/23 @TEN | | | | | |
| 12/30 PHI | | | | | |
| TOTALS | 0 | 0 | 0 | 0 | 0 |

2018 WASHINGTON REDSKINS STATISTICS

RECEIVING

86 Jordan Reed

| | REC | YDS | AVG. | LG | TD |
|---------------|-----------|------------|-------------|-----------|----------|
| 9/9 @ARI | 4 | 48 | 12.0 | 22 | 1 |
| 9/16 IND | 6 | 55 | 9.2 | 19 | 0 |
| 9/23 GB | 4 | 65 | 16.3 | 34 | 0 |
| 10/8 @NO | 1 | 21 | 21.0 | 21 | 0 |
| 10/14 CAR | 5 | 36 | 7.2 | 10 | 0 |
| 10/21 DAL | 2 | 43 | 21.5 | 27 | 0 |
| 10/28 @NYG | 7 | 38 | 5.4 | 7 | 0 |
| 11/4 ATL | 4 | 34 | 8.5 | 12 | 0 |
| 11/11 @TB | 4 | 51 | 12.8 | 24 | 0 |
| 11/18 HOU | | | | | |
| 11/22 @DAL | | | | | |
| 12/3 @PHI | | | | | |
| 12/9 NYG | | | | | |
| 12/16 @JAX | | | | | |
| 12/23 @TEN | | | | | |
| 12/30 PHI | | | | | |
| TOTALS | 37 | 391 | 10.6 | 34 | 1 |

10 Paul Richardson Jr.

| | REC | YDS | AVG. | LG | TD |
|---------------|-----------------|------------|-------------|-----------|----------|
| 9/9 @ARI | 4 | 22 | 5.5 | 7 | 0 |
| 9/16 IND | 4 | 63 | 15.8 | 34 | 0 |
| 9/23 GB | 1 | 46 | 46.0 | 46 | 1 |
| 10/8 @NO | 4 | 50 | 12.5 | 23 | 0 |
| 10/14 CAR | 3 | 31 | 10.3 | 21 | 1 |
| 10/21 DAL | Inactive | | | | |
| 10/28 @NYG | 2 | 34 | 17.0 | 25 | 0 |
| 11/4 ATL | 2 | 16 | 8.0 | 11 | 0 |
| 11/11 @TB | Reserve/Injured | | | | |
| 11/18 HOU | | | | | |
| 11/22 @DAL | | | | | |
| 12/3 @PHI | | | | | |
| 12/9 NYG | | | | | |
| 12/16 @JAX | | | | | |
| 12/23 @TEN | | | | | |
| 12/30 PHI | | | | | |
| TOTALS | 20 | 262 | 13.1 | 46 | 2 |

89 Cam Sims

| | REC | YDS | AVG. | LG | TD |
|---------------|-----------------|----------|----------|----------|----------|
| 9/9 @ARI | 0 | 0 | 0.0 | 0 | 0 |
| 9/16 IND | Reserve/Injured | | | | |
| 9/23 GB | Reserve/Injured | | | | |
| 10/8 @NO | Reserve/Injured | | | | |
| 10/14 CAR | Reserve/Injured | | | | |
| 10/21 DAL | Reserve/Injured | | | | |
| 10/28 @NYG | Reserve/Injured | | | | |
| 11/4 ATL | Reserve/Injured | | | | |
| 11/11 @TB | Reserve/Injured | | | | |
| 11/18 HOU | | | | | |
| 11/22 @DAL | | | | | |
| 12/3 @PHI | | | | | |
| 12/9 NYG | | | | | |
| 12/16 @JAX | | | | | |
| 12/23 @TEN | | | | | |
| 12/30 PHI | | | | | |
| TOTALS | 0 | 0 | 0 | 0 | 0 |

87 Jeremy Sprinkle

| | REC | YDS | AVG. | LG | TD |
|---------------|----------|----------|----------|----------|----------|
| 9/9 @ARI | 0 | 0 | 0.0 | 0 | 0 |
| 9/16 IND | 0 | 0 | 0.0 | 0 | 0 |
| 9/23 GB | 0 | 0 | 0.0 | 0 | 0 |
| 10/8 @NO | 0 | 0 | 0.0 | 0 | 0 |
| 10/14 CAR | 0 | 0 | 0.0 | 0 | 0 |
| 10/21 DAL | 0 | 0 | 0.0 | 0 | 0 |
| 10/28 @NYG | 0 | 0 | 0.0 | 0 | 0 |
| 11/4 ATL | 0 | 0 | 0.0 | 0 | 0 |
| 11/11 @TB | 0 | 0 | 0.0 | 0 | 0 |
| 11/18 HOU | | | | | |
| 11/22 @DAL | | | | | |
| 12/3 @PHI | | | | | |
| 12/9 NYG | | | | | |
| 12/16 @JAX | | | | | |
| 12/23 @TEN | | | | | |
| 12/30 PHI | | | | | |
| TOTALS | 0 | 0 | 0 | 0 | 0 |

25 Chris Thompson

| | REC | YDS | AVG. | LG | TD |
|---------------|-----------|------------|------------|-----------|----------|
| 9/9 @ARI | 6 | 63 | 10.5 | 23 | 1 |
| 9/16 IND | 13 | 92 | 7.1 | 14 | 0 |
| 9/23 GB | 1 | 0 | 0.0 | 0 | 0 |
| 10/8 @NO | 6 | 45 | 7.5 | 17 | 0 |
| 10/14 CAR | Inactive | | | | |
| 10/21 DAL | Inactive | | | | |
| 10/28 @NYG | 2 | 9 | 4.5 | 6 | 0 |
| 11/4 ATL | Inactive | | | | |
| 11/11 @TB | Inactive | | | | |
| 11/18 HOU | | | | | |
| 11/22 @DAL | | | | | |
| 12/3 @PHI | | | | | |
| 12/9 NYG | | | | | |
| 12/16 @JAX | | | | | |
| 12/23 @TEN | | | | | |
| 12/30 PHI | | | | | |
| TOTALS | 28 | 209 | 7.5 | 23 | 1 |

2018 WASHINGTON REDSKINS STATISTICS

DEFENSIVE LINE

95 Jonathan Allen

| | TOT | SOLO | ASST. | SACKS/YDS | PD | INT. | FR | FF |
|---------------|-----------|-----------|-----------|-------------|----------|----------|----------|----------|
| 9/9 @ARI | 1 | 0 | 1 | 0/0 | 0 | 0 | 0 | 0 |
| 9/16 IND | 4 | 3 | 1 | 0/0 | 0 | 0 | 0 | 0 |
| 9/23 GB | 5 | 3 | 2 | 2/14 | 0 | 0 | 0 | 0 |
| 10/8 @NO | 5 | 0 | 5 | 0/0 | 0 | 0 | 0 | 0 |
| 10/14 CAR | 2 | 2 | 0 | 0/0 | 0 | 0 | 0 | 0 |
| 10/21 DAL | 2 | 1 | 1 | 1/8 | 0 | 0 | 0 | 0 |
| 10/28 @NYG | 3 | 1 | 2 | 1/9 | 0 | 0 | 0 | 0 |
| 11/4 ATL | 3 | 3 | 0 | 0/0 | 0 | 0 | 0 | 0 |
| 11/11 @TB | 3 | 3 | 0 | 0/0 | 0 | 0 | 0 | 0 |
| 11/18 HOU | | | | | | | | |
| 11/22 @DAL | | | | | | | | |
| 12/3 @PHI | | | | | | | | |
| 12/9 NYG | | | | | | | | |
| 12/16 @JAX | | | | | | | | |
| 12/23 @TEN | | | | | | | | |
| 12/30 PHI | | | | | | | | |
| TOTALS | 28 | 16 | 12 | 4/31 | 0 | 0 | 0 | 0 |

99 Caleb Brantley

| | TOT | SOLO | ASST. | SACKS/YDS | PD | INT. | FR | FF |
|---------------|----------|----------|----------|------------|----------|----------|----------|----------|
| 9/9 @ARI | Inactive | | | | | | | |
| 9/16 IND | Inactive | | | | | | | |
| 9/23 GB | Inactive | | | | | | | |
| 10/8 @NO | Inactive | | | | | | | |
| 10/14 CAR | Inactive | | | | | | | |
| 10/21 DAL | 0 | 0 | 0 | 0/0 | 0 | 0 | 0 | 0 |
| 10/28 @NYG | 0 | 0 | 0 | 0/0 | 0 | 0 | 0 | 0 |
| 11/4 ATL | 0 | 0 | 0 | 0/0 | 0 | 0 | 0 | 0 |
| 11/11 @TB | Inactive | | | | | | | |
| 11/18 HOU | | | | | | | | |
| 11/22 @DAL | | | | | | | | |
| 12/3 @PHI | | | | | | | | |
| 12/9 NYG | | | | | | | | |
| 12/16 @JAX | | | | | | | | |
| 12/23 @TEN | | | | | | | | |
| 12/30 PHI | | | | | | | | |
| TOTALS | 0 | 0 | 0 | 0/0 | 0 | 0 | 0 | 0 |

90 Ziggy Hood

| | TOT | SOLO | ASST. | SACKS/YDS | PD | INT. | FR | FF |
|---------------|---------------|----------|----------|------------|----------|----------|----------|----------|
| 9/9 @ARI | 1 | 0 | 1 | 0/0 | 0 | 0 | 0 | 0 |
| 9/16 IND | 2 | 1 | 1 | 0/0 | 0 | 0 | 0 | 0 |
| 9/23 GB | 0 | 0 | 0 | 0/0 | 0 | 0 | 0 | 0 |
| 10/8 @NO | 0 | 0 | 0 | 0/0 | 0 | 0 | 0 | 0 |
| 10/14 CAR | 0 | 0 | 0 | 0 | 0 | 0 | 0 | 0 |
| 10/21 DAL | Not With Team | | | | | | | |
| 10/28 @NYG | Not With Team | | | | | | | |
| 11/4 ATL | Not With Team | | | | | | | |
| 11/11 @TB | Not With Team | | | | | | | |
| 11/18 HOU | | | | | | | | |
| 11/22 @DAL | | | | | | | | |
| 12/3 @PHI | | | | | | | | |
| 12/9 NYG | | | | | | | | |
| 12/16 @JAX | | | | | | | | |
| 12/23 @TEN | | | | | | | | |
| 12/30 PHI | | | | | | | | |
| TOTALS | 3 | 1 | 2 | 0/0 | 0 | 0 | 0 | 0 |

98 Matt Ioannidis

| | TOT | SOLO | ASST. | SACKS/YDS | PD | INT. | FR | FF |
|---------------|-----------|-----------|----------|---------------|----------|----------|----------|----------|
| 9/9 @ARI | 1 | 1 | 0 | 1/4 | 0 | 0 | 1 | 1 |
| 9/16 IND | 2 | 2 | 0 | 1/2 | 0 | 0 | 0 | 0 |
| 9/23 GB | 2 | 1 | 1 | 1/7 | 0 | 0 | 0 | 0 |
| 10/8 @NO | 3 | 1 | 2 | 0/0 | 0 | 0 | 0 | 0 |
| 10/14 CAR | 1 | 1 | 0 | 0/0 | 0 | 0 | 0 | 0 |
| 10/21 DAL | 1 | 1 | 0 | 0/0 | 0 | 0 | 0 | 0 |
| 10/28 @NYG | 5 | 4 | 1 | 2.5/16 | 0 | 0 | 0 | 0 |
| 11/4 ATL | 7 | 6 | 1 | 1/8 | 0 | 0 | 0 | 0 |
| 11/11 @TB | 1 | 1 | 0 | 1/3 | 0 | 0 | 0 | 0 |
| 11/18 HOU | | | | | | | | |
| 11/22 @DAL | | | | | | | | |
| 12/3 @PHI | | | | | | | | |
| 12/9 NYG | | | | | | | | |
| 12/16 @JAX | | | | | | | | |
| 12/23 @TEN | | | | | | | | |
| 12/30 PHI | | | | | | | | |
| TOTALS | 23 | 18 | 5 | 7.5/40 | 0 | 0 | 1 | 1 |

92 Stacy McGee

| | TOT | SOLO | ASST. | SACKS/YDS | PD | INT. | FR | FF |
|---------------|--|----------|----------|------------|----------|----------|----------|----------|
| 9/9 @ARI | Active/Physically Unable to Perform List | | | | | | | |
| 9/16 IND | Active/Physically Unable to Perform List | | | | | | | |
| 9/23 GB | Active/Physically Unable to Perform List | | | | | | | |
| 10/8 @NO | Active/Physically Unable to Perform List | | | | | | | |
| 10/14 CAR | Active/Physically Unable to Perform List | | | | | | | |
| 10/21 DAL | Active/Physically Unable to Perform List | | | | | | | |
| 10/28 @NYG | Active/Physically Unable to Perform List | | | | | | | |
| 11/4 ATL | Active/Physically Unable to Perform List | | | | | | | |
| 11/11 @TB | 1 | 1 | 0 | 0/0 | 0 | 0 | 0 | 0 |
| 11/18 HOU | | | | | | | | |
| 11/22 @DAL | | | | | | | | |
| 12/3 @PHI | | | | | | | | |
| 12/9 NYG | | | | | | | | |
| 12/16 @JAX | | | | | | | | |
| 12/23 @TEN | | | | | | | | |
| 12/30 PHI | | | | | | | | |
| TOTALS | 1 | 1 | 0 | 0/0 | 0 | 0 | 0 | 0 |

95 Daron Payne

| | TOT | SOLO | ASST. | SACKS/YDS | PD | INT. | FR | FF |
|---------------|-----------|-----------|-----------|-------------|----------|----------|----------|----------|
| 9/9 @ARI | 3 | 2 | 1 | 0/0 | 0 | 0 | 0 | 0 |
| 9/16 IND | 2 | 1 | 1 | 0/0 | 0 | 0 | 0 | 0 |
| 9/23 GB | 5 | 4 | 1 | 1/4 | 0 | 0 | 0 | 0 |
| 10/8 @NO | 4 | 3 | 1 | 1/6 | 0 | 0 | 0 | 1 |
| 10/14 CAR | 3 | 2 | 1 | 0/0 | 0 | 0 | 0 | 0 |
| 10/21 DAL | 4 | 1 | 3 | 0/0 | 1 | 0 | 0 | 0 |
| 10/28 @NYG | 4 | 3 | 1 | 1/6 | 0 | 0 | 0 | 0 |
| 11/4 ATL | 1 | 0 | 1 | 0/0 | 0 | 0 | 0 | 0 |
| 11/11 @TB | 2 | 0 | 2 | 0/0 | 0 | 0 | 0 | 0 |
| 11/18 HOU | | | | | | | | |
| 11/22 @DAL | | | | | | | | |
| 12/3 @PHI | | | | | | | | |
| 12/9 NYG | | | | | | | | |
| 12/16 @JAX | | | | | | | | |
| 12/23 @TEN | | | | | | | | |
| 12/30 PHI | | | | | | | | |
| TOTALS | 28 | 16 | 12 | 3/16 | 1 | 0 | 0 | 1 |

2018 WASHINGTON REDSKINS STATISTICS

LINEBACKERS

52 Ryan Anderson

| | TOT | SOLO | ASST. | SACKS/YDS | PD | INT. | FR | FF |
|---------------|----------|----------|----------|------------|----------|----------|----------|----------|
| 9/9 @ARI | 1 | 1 | 0 | 1/4 | 0 | 0 | 0 | 0 |
| 9/16 IND | 0 | 0 | 0 | 0/0 | 0 | 0 | 0 | 0 |
| 9/23 GB | 1 | 0 | 1 | 0/0 | 0 | 0 | 0 | 0 |
| 10/8 @NO | 3 | 1 | 2 | 0/0 | 0 | 0 | 0 | 0 |
| 10/14 CAR | 1 | 0 | 1 | 0/0 | 0 | 0 | 0 | 0 |
| 10/21 DAL | 1 | 1 | 0 | 1/0 | 0 | 0 | 0 | 0 |
| 10/28 @NYG | 1 | 0 | 1 | 0/0 | 0 | 0 | 0 | 0 |
| 11/4 ATL | 1 | 1 | 0 | 0/0 | 0 | 0 | 0 | 0 |
| 11/11 @TB | 0 | 0 | 0 | 0/0 | 0 | 0 | 0 | 0 |
| 11/18 HOU | | | | | | | | |
| 11/22 @DAL | | | | | | | | |
| 12/3 @PHI | | | | | | | | |
| 12/9 NYG | | | | | | | | |
| 12/16 @JAX | | | | | | | | |
| 12/23 @TEN | | | | | | | | |
| 12/30 PHI | | | | | | | | |
| TOTALS | 9 | 4 | 5 | 2/4 | 0 | 0 | 0 | 0 |

53 Zach Brown

| | TOT | SOLO | ASST. | SACKS/YDS | PD | INT. | FR | FF |
|---------------|-----------|-----------|-----------|------------|----------|----------|----------|----------|
| 9/9 @ARI | 5 | 5 | 0 | 0/0 | 0 | 0 | 0 | 0 |
| 9/16 IND | 10 | 4 | 6 | 0/0 | 0 | 0 | 0 | 0 |
| 9/23 GB | 6 | 3 | 3 | 0/0 | 0 | 0 | 0 | 0 |
| 10/8 @NO | 6 | 4 | 2 | 0/0 | 0 | 0 | 0 | 0 |
| 10/14 CAR | 6 | 5 | 1 | 0/0 | 0 | 0 | 0 | 0 |
| 10/21 DAL | 9 | 8 | 1 | 0/0 | 0 | 0 | 0 | 0 |
| 10/28 @NYG | 6 | 3 | 3 | 0/0 | 1 | 0 | 0 | 0 |
| 11/4 ATL | 3 | 3 | 0 | 0/0 | 0 | 0 | 0 | 0 |
| 11/11 @TB | 9 | 7 | 2 | 0/0 | 0 | 0 | 0 | 1 |
| 11/18 HOU | | | | | | | | |
| 11/22 @DAL | | | | | | | | |
| 12/3 @PHI | | | | | | | | |
| 12/9 NYG | | | | | | | | |
| 12/16 @JAX | | | | | | | | |
| 12/23 @TEN | | | | | | | | |
| 12/30 PHI | | | | | | | | |
| TOTALS | 60 | 42 | 18 | 0/0 | 1 | 0 | 0 | 1 |

54 Mason Foster

| | TOT | SOLO | ASST. | SACKS/YDS | PD | INT. | FR | FF |
|---------------|-----------|-----------|-----------|------------|----------|----------|----------|----------|
| 9/9 @ARI | 5 | 3 | 2 | 0/0 | 0 | 0 | 0 | 0 |
| 9/16 IND | 11 | 8 | 3 | 0/0 | 1 | 0 | 0 | 0 |
| 9/23 GB | 10 | 2 | 8 | 0/0 | 0 | 0 | 0 | 0 |
| 10/8 @NO | 10 | 6 | 4 | 0/0 | 0 | 0 | 0 | 0 |
| 10/14 CAR | 6 | 4 | 2 | 0/0 | 0 | 0 | 1 | 0 |
| 10/21 DAL | 9 | 6 | 3 | 0/0 | 0 | 0 | 0 | 0 |
| 10/28 @NYG | 13 | 9 | 4 | 0/0 | 0 | 0 | 0 | 0 |
| 11/4 ATL | 5 | 3 | 2 | 0/0 | 0 | 0 | 0 | 0 |
| 11/11 @TB | 10 | 8 | 2 | 0/0 | 0 | 0 | 0 | 0 |
| 11/18 HOU | | | | | | | | |
| 11/22 @DAL | | | | | | | | |
| 12/3 @PHI | | | | | | | | |
| 12/9 NYG | | | | | | | | |
| 12/16 @JAX | | | | | | | | |
| 12/23 @TEN | | | | | | | | |
| 12/30 PHI | | | | | | | | |
| TOTALS | 79 | 49 | 30 | 0/0 | 1 | 0 | 1 | 0 |

51 Shaun Dion Hamilton

| | TOT | SOLO | ASST. | SACKS/YDS | PD | INT. | FR | FF |
|---------------|----------|----------|----------|------------|----------|----------|----------|----------|
| 9/9 @ARI | 0 | 0 | 0 | 0/0 | 0 | 0 | 0 | 0 |
| 9/16 IND | 0 | 0 | 0 | 0/0 | 0 | 0 | 0 | 0 |
| 9/23 GB | 2 | 2 | 0 | 0/0 | 0 | 0 | 0 | 0 |
| 10/8 @NO | 0 | 0 | 0 | 0/0 | 0 | 0 | 0 | 0 |
| 10/14 CAR | 1 | 1 | 0 | 0/0 | 0 | 0 | 0 | 1 |
| 10/21 DAL | 0 | 0 | 0 | 0/0 | 0 | 0 | 0 | 0 |
| 10/28 @NYG | 0 | 0 | 0 | 0/0 | 0 | 0 | 0 | 0 |
| 11/4 ATL | 0 | 0 | 0 | 0/0 | 0 | 0 | 0 | 0 |
| 11/11 @TB | 0 | 0 | 0 | 0/0 | 0 | 0 | 0 | 0 |
| 11/18 HOU | | | | | | | | |
| 11/22 @DAL | | | | | | | | |
| 12/3 @PHI | | | | | | | | |
| 12/9 NYG | | | | | | | | |
| 12/16 @JAX | | | | | | | | |
| 12/23 @TEN | | | | | | | | |
| 12/30 PHI | | | | | | | | |
| TOTALS | 3 | 3 | 0 | 0/0 | 0 | 0 | 0 | 1 |

40 Josh Harvey-Clemons

| | TOT | SOLO | ASST. | SACKS/YDS | PD | INT. | FR | FF |
|---------------|-----------|-----------|----------|------------|----------|----------|----------|----------|
| 9/9 @ARI | 0 | 0 | 0 | 0/0 | 1 | 0 | 0 | 0 |
| 9/16 IND | 0 | 0 | 0 | 0/0 | 0 | 0 | 0 | 0 |
| 9/23 GB | 3 | 2 | 1 | 0/0 | 0 | 0 | 0 | 0 |
| 10/8 @NO | 1 | 1 | 0 | 0/0 | 0 | 0 | 0 | 0 |
| 10/14 CAR | 4 | 3 | 1 | 0/0 | 0 | 0 | 0 | 0 |
| 10/21 DAL | 1 | 1 | 0 | 0/0 | 1 | 0 | 0 | 0 |
| 10/28 @NYG | 3 | 3 | 0 | 1/7 | 0 | 0 | 0 | 0 |
| 11/4 ATL | 3 | 2 | 1 | 0/0 | 0 | 0 | 0 | 0 |
| 11/11 @TB | 1 | 1 | 0 | 0/0 | 0 | 0 | 0 | 0 |
| 11/18 HOU | | | | | | | | |
| 11/22 @DAL | | | | | | | | |
| 12/3 @PHI | | | | | | | | |
| 12/9 NYG | | | | | | | | |
| 12/16 @JAX | | | | | | | | |
| 12/23 @TEN | | | | | | | | |
| 12/30 PHI | | | | | | | | |
| TOTALS | 16 | 13 | 3 | 1/7 | 2 | 0 | 0 | 0 |

91 Ryan Kerrigan

| | TOT | SOLO | ASST. | SACKS/YDS | PD | INT. | FR | FF |
|---------------|-----------|-----------|----------|---------------|----------|----------|----------|----------|
| 9/9 @ARI | 0 | 0 | 0 | 0/0 | 0 | 0 | 0 | 0 |
| 9/16 IND | 1 | 0 | 1 | 0/0 | 0 | 0 | 0 | 0 |
| 9/23 GB | 1 | 0 | 1 | 0/0 | 0 | 0 | 0 | 0 |
| 10/8 @NO | 3 | 3 | 0 | 1/8 | 0 | 0 | 0 | 0 |
| 10/14 CAR | 1 | 1 | 0 | 0/0 | 0 | 0 | 0 | 0 |
| 10/21 DAL | 5 | 4 | 1 | 2/15 | 1 | 0 | 0 | 1 |
| 10/28 @NYG | 4 | 2 | 2 | 1.5/12 | 0 | 0 | 0 | 0 |
| 11/4 ATL | 2 | 2 | 0 | 1/5 | 0 | 0 | 0 | 0 |
| 11/11 @TB | 2 | 1 | 1 | 0/0 | 0 | 0 | 1 | 0 |
| 11/18 HOU | | | | | | | | |
| 11/22 @DAL | | | | | | | | |
| 12/3 @PHI | | | | | | | | |
| 12/9 NYG | | | | | | | | |
| 12/16 @JAX | | | | | | | | |
| 12/23 @TEN | | | | | | | | |
| 12/30 PHI | | | | | | | | |
| TOTALS | 19 | 13 | 6 | 5.5/40 | 1 | 0 | 1 | 1 |

2018 WASHINGTON REDSKINS STATISTICS

LINEBACKERS

50 Josh Keyes

| | TOT | SOLO | ASST. | SACKS/YDS | PD | INT. | FR | FF |
|---------------|---------------|----------|----------|------------|----------|----------|----------|----------|
| 9/9 @ARI | Inactive | | | | | | | |
| 9/16 IND | Not With Team | | | | | | | |
| 9/23 GB | Not With Team | | | | | | | |
| 10/8 @NO | Not With Team | | | | | | | |
| 10/14 CAR | Not With Team | | | | | | | |
| 10/21 DAL | Not With Team | | | | | | | |
| 10/28 @NYG | Not With Team | | | | | | | |
| 11/4 ATL | Not With Team | | | | | | | |
| 11/11 @TB | Not With Team | | | | | | | |
| 11/18 HOU | | | | | | | | |
| 11/22 @DAL | | | | | | | | |
| 12/3 @PHI | | | | | | | | |
| 12/9 NYG | | | | | | | | |
| 12/16 @JAX | | | | | | | | |
| 12/23 @TEN | | | | | | | | |
| 12/30 PHI | | | | | | | | |
| TOTALS | 0 | 0 | 0 | 0/0 | 0 | 0 | 0 | 0 |

58 Cassanova McKinzy

| | TOT | SOLO | ASST. | SACKS/YDS | PD | INT. | FR | FF |
|---------------|---------------|----------|----------|------------|----------|----------|----------|----------|
| 9/9 @ARI | Not With Team | | | | | | | |
| 9/16 IND | Not With Team | | | | | | | |
| 9/23 GB | Not With Team | | | | | | | |
| 10/8 @NO | Not With Team | | | | | | | |
| 10/14 CAR | Not With Team | | | | | | | |
| 10/21 DAL | Not With Team | | | | | | | |
| 10/28 @NYG | Not With Team | | | | | | | |
| 11/4 ATL | Not With Team | | | | | | | |
| 11/11 @TB | 1 | 1 | 0 | 0/0 | 0 | 0 | 0 | 0 |
| 11/18 HOU | | | | | | | | |
| 11/22 @DAL | | | | | | | | |
| 12/3 @PHI | | | | | | | | |
| 12/9 NYG | | | | | | | | |
| 12/16 @JAX | | | | | | | | |
| 12/23 @TEN | | | | | | | | |
| 12/30 PHI | | | | | | | | |
| TOTALS | 1 | 1 | 0 | 0/0 | 0 | 0 | 0 | 0 |

96 Pernel McPhee

| | TOT | SOLO | ASST. | SACKS/YDS | PD | INT. | FR | FF |
|---------------|----------|----------|----------|------------|----------|----------|----------|----------|
| 9/9 @ARI | 1 | 0 | 1 | 0/0 | 0 | 0 | 0 | 0 |
| 9/16 IND | 0 | 0 | 0 | 0/0 | 0 | 0 | 0 | 0 |
| 9/23 GB | 0 | 0 | 0 | 0/0 | 0 | 0 | 0 | 0 |
| 10/8 @NO | 1 | 1 | 0 | 0/0 | 0 | 0 | 1 | 0 |
| 10/14 CAR | 0 | 0 | 0 | 0/0 | 0 | 0 | 0 | 0 |
| 10/21 DAL | 0 | 0 | 0 | 0/0 | 0 | 0 | 0 | 0 |
| 10/28 @NYG | 1 | 1 | 0 | 0/0 | 0 | 0 | 0 | 0 |
| 11/4 ATL | 1 | 1 | 0 | 0/0 | 1 | 0 | 0 | 0 |
| 11/11 @TB | Inactive | | | | | | | |
| 11/18 HOU | | | | | | | | |
| 11/22 @DAL | | | | | | | | |
| 12/3 @PHI | | | | | | | | |
| 12/9 NYG | | | | | | | | |
| 12/16 @JAX | | | | | | | | |
| 12/23 @TEN | | | | | | | | |
| 12/30 PHI | | | | | | | | |
| TOTALS | 4 | 3 | 1 | 0/0 | 1 | 0 | 1 | 0 |

94 Preston Smith

| | TOT | SOLO | ASST. | SACKS/YDS | PD | INT. | FR | FF |
|---------------|-----------|-----------|----------|------------|----------|----------|----------|----------|
| 9/9 @ARI | 0 | 0 | 0 | 0/0 | 0 | 0 | 0 | 0 |
| 9/16 IND | 4 | 2 | 2 | 0/0 | 0 | 0 | 0 | 0 |
| 9/23 GB | 7 | 6 | 1 | 0/0 | 0 | 0 | 0 | 0 |
| 10/8 @NO | 4 | 2 | 2 | 0/0 | 0 | 0 | 0 | 0 |
| 10/14 CAR | 1 | 1 | 0 | 0/0 | 0 | 0 | 0 | 0 |
| 10/21 DAL | 1 | 0 | 1 | 0/0 | 1 | 0 | 1 | 0 |
| 10/28 @NYG | 3 | 1 | 2 | 0/0 | 1 | 0 | 0 | 0 |
| 11/4 ATL | 1 | 1 | 0 | 0/0 | 0 | 0 | 0 | 0 |
| 11/11 @TB | 3 | 2 | 1 | 1/5 | 0 | 0 | 0 | 1 |
| 11/18 HOU | | | | | | | | |
| 11/22 @DAL | | | | | | | | |
| 12/3 @PHI | | | | | | | | |
| 12/9 NYG | | | | | | | | |
| 12/16 @JAX | | | | | | | | |
| 12/23 @TEN | | | | | | | | |
| 12/30 PHI | | | | | | | | |
| TOTALS | 24 | 15 | 9 | 1/5 | 2 | 0 | 1 | 1 |

56 Zach Vigil

| | TOT | SOLO | ASST. | SACKS/YDS | PD | INT. | FR | FF |
|---------------|----------|----------|----------|------------|----------|----------|----------|----------|
| 9/9 @ARI | 3 | 3 | 0 | 0/0 | 0 | 0 | 0 | 0 |
| 9/16 IND | 0 | 0 | 0 | 0/0 | 0 | 0 | 0 | 0 |
| 9/23 GB | 0 | 0 | 0 | 0/0 | 0 | 0 | 0 | 0 |
| 10/8 @NO | 0 | 0 | 0 | 0/0 | 0 | 0 | 0 | 0 |
| 10/14 CAR | 0 | 0 | 0 | 0/0 | 0 | 0 | 0 | 0 |
| 10/21 DAL | 0 | 0 | 0 | 0/0 | 0 | 0 | 0 | 0 |
| 10/28 @NYG | 0 | 0 | 0 | 0/0 | 0 | 0 | 0 | 0 |
| 11/4 ATL | 0 | 0 | 0 | 0/0 | 0 | 0 | 0 | 0 |
| 11/11 @TB | Inactive | | | | | | | |
| 11/18 HOU | | | | | | | | |
| 11/22 @DAL | | | | | | | | |
| 12/3 @PHI | | | | | | | | |
| 12/9 NYG | | | | | | | | |
| 12/16 @JAX | | | | | | | | |
| 12/23 @TEN | | | | | | | | |
| 12/30 PHI | | | | | | | | |
| TOTALS | 3 | 3 | 0 | 0/0 | 0 | 0 | 0 | 0 |

2018 WASHINGTON REDSKINS STATISTICS

DEFENSIVE BACKS

39 Adonis Alexander

| | TOT | SOLO | ASST. | SACKS/YDS | PD | INT. | FR | FF |
|---------------|----------|----------|----------|------------|----------|----------|----------|----------|
| 9/9 @ARI | Inactive | | | | | | | |
| 9/16 IND | Inactive | | | | | | | |
| 9/23 GB | Inactive | | | | | | | |
| 10/8 @NO | Inactive | | | | | | | |
| 10/14 CAR | Inactive | | | | | | | |
| 10/21 DAL | 0 | 0 | 0 | 0/0 | 0 | 0 | 0 | 0 |
| 10/28 @NYG | 0 | 0 | 0 | 0/0 | 0 | 0 | 0 | 0 |
| 11/4 ATL | Inactive | | | | | | | |
| 11/11 @TB | 0 | 0 | 0 | 0/0 | 0 | 0 | 0 | 0 |
| 11/18 HOU | | | | | | | | |
| 11/22 @DAL | | | | | | | | |
| 12/3 @PHI | | | | | | | | |
| 12/9 NYG | | | | | | | | |
| 12/16 @JAX | | | | | | | | |
| 12/23 @TEN | | | | | | | | |
| 12/30 PHI | | | | | | | | |
| TOTALS | 0 | 0 | 0 | 0/0 | 0 | 0 | 0 | 0 |

20 Ha Ha Clinton-Dix

| | TOT | SOLO | ASST. | SACKS/YDS | PD | INT. | FR | FF |
|---------------|---------------|-----------|----------|------------|----------|----------|----------|----------|
| 9/9 @ARI | Not With Team | | | | | | | |
| 9/16 IND | Not With Team | | | | | | | |
| 9/23 GB | Not With Team | | | | | | | |
| 10/8 @NO | Not With Team | | | | | | | |
| 10/14 CAR | Not With Team | | | | | | | |
| 10/21 DAL | Not With Team | | | | | | | |
| 10/28 @NYG | Not With Team | | | | | | | |
| 11/4 ATL | 7 | 5 | 2 | 0/0 | 0 | 0 | 0 | 0 |
| 11/11 @TB | 8 | 8 | 0 | 0/0 | 1 | 0 | 1 | 0 |
| 11/18 HOU | | | | | | | | |
| 11/22 @DAL | | | | | | | | |
| 12/3 @PHI | | | | | | | | |
| 12/9 NYG | | | | | | | | |
| 12/16 @JAX | | | | | | | | |
| 12/23 @TEN | | | | | | | | |
| 12/30 PHI | | | | | | | | |
| TOTALS | 15 | 13 | 2 | 0/0 | 1 | 0 | 1 | 0 |

23 Quinton Dunbar

| | TOT | SOLO | ASST. | SACKS/YDS | PD | INT. | FR | FF |
|---------------|-----------|-----------|----------|------------|----------|----------|----------|----------|
| 9/9 @ARI | 5 | 4 | 1 | 0/0 | 3 | 1 | 0 | 0 |
| 9/16 IND | 5 | 5 | 0 | 0/0 | 1 | 0 | 0 | 0 |
| 9/23 GB | 6 | 6 | 0 | 0/0 | 0 | 0 | 0 | 0 |
| 10/8 @NO | 6 | 5 | 1 | 0/0 | 1 | 0 | 0 | 0 |
| 10/14 CAR | 6 | 6 | 0 | 0/0 | 0 | 0 | 0 | 0 |
| 10/21 DAL | Inactive | | | | | | | |
| 10/28 @NYG | Inactive | | | | | | | |
| 11/4 ATL | 6 | 5 | 1 | 0/0 | 3 | 1 | 0 | 0 |
| 11/11 @TB | Inactive | | | | | | | |
| 11/18 HOU | | | | | | | | |
| 11/22 @DAL | | | | | | | | |
| 12/3 @PHI | | | | | | | | |
| 12/9 NYG | | | | | | | | |
| 12/16 @JAX | | | | | | | | |
| 12/23 @TEN | | | | | | | | |
| 12/30 PHI | | | | | | | | |
| TOTALS | 34 | 31 | 3 | 0/0 | 8 | 2 | 0 | 0 |

22 Deshazor Everett

| | TOT | SOLO | ASST. | SACKS/YDS | PD | INT. | FR | FF |
|---------------|----------|----------|----------|------------|----------|----------|----------|----------|
| 9/9 @ARI | 0 | 0 | 0 | 0/0 | 0 | 0 | 0 | 0 |
| 9/16 IND | 0 | 0 | 0 | 0/0 | 0 | 0 | 0 | 0 |
| 9/23 GB | 1 | 1 | 0 | 0/0 | 0 | 0 | 0 | 0 |
| 10/8 @NO | 1 | 1 | 0 | 0/0 | 0 | 0 | 0 | 0 |
| 10/14 CAR | 0 | 0 | 0 | 0/0 | 0 | 0 | 0 | 0 |
| 10/21 DAL | 0 | 0 | 0 | 0/0 | 0 | 0 | 0 | 0 |
| 10/28 @NYG | 0 | 0 | 0 | 0/0 | 0 | 0 | 0 | 0 |
| 11/4 ATL | 0 | 0 | 0 | 0/0 | 0 | 0 | 0 | 0 |
| 11/11 @TB | 1 | 1 | 0 | 0/0 | 0 | 0 | 0 | 0 |
| 11/18 HOU | | | | | | | | |
| 11/22 @DAL | | | | | | | | |
| 12/3 @PHI | | | | | | | | |
| 12/9 NYG | | | | | | | | |
| 12/16 @JAX | | | | | | | | |
| 12/23 @TEN | | | | | | | | |
| 12/30 PHI | | | | | | | | |
| TOTALS | 3 | 3 | 0 | 0/0 | 0 | 0 | 0 | 0 |

41 Danny Johnson

| | TOT | SOLO | ASST. | SACKS/YDS | PD | INT. | FR | FF |
|---------------|-----------|----------|----------|------------|----------|----------|----------|----------|
| 9/9 @ARI | 1 | 1 | 0 | 0/0 | 0 | 0 | 0 | 0 |
| 9/16 IND | 0 | 0 | 0 | 0/0 | 0 | 0 | 0 | 0 |
| 9/23 GB | 0 | 0 | 0 | 0/0 | 0 | 0 | 0 | 0 |
| 10/8 @NO | 1 | 1 | 0 | 0/0 | 0 | 0 | 0 | 0 |
| 10/14 CAR | 1 | 0 | 1 | 0/0 | 0 | 0 | 0 | 0 |
| 10/21 DAL | 1 | 1 | 0 | 0/0 | 0 | 0 | 0 | 0 |
| 10/28 @NYG | 0 | 0 | 0 | 0/0 | 0 | 0 | 0 | 0 |
| 11/4 ATL | 2 | 2 | 0 | 0/0 | 0 | 0 | 0 | 0 |
| 11/11 @TB | 4 | 4 | 0 | 0/0 | 1 | 0 | 0 | 0 |
| 11/18 HOU | | | | | | | | |
| 11/22 @DAL | | | | | | | | |
| 12/3 @PHI | | | | | | | | |
| 12/9 NYG | | | | | | | | |
| 12/16 @JAX | | | | | | | | |
| 12/23 @TEN | | | | | | | | |
| 12/30 PHI | | | | | | | | |
| TOTALS | 10 | 9 | 1 | 0/0 | 1 | 0 | 0 | 0 |

48 Kenny Ladler

| | TOT | SOLO | ASST. | SACKS/YDS | PD | INT. | FR | FF |
|---------------|----------------|----------|----------|------------|----------|----------|----------|----------|
| 9/9 @ARI | Practice Squad | | | | | | | |
| 9/16 IND | 0 | 0 | 0 | 0/0 | 0 | 0 | 0 | 0 |
| 9/23 GB | 1 | 1 | 0 | 0/0 | 0 | 0 | 0 | 0 |
| 10/8 @NO | 1 | 0 | 1 | 0/0 | 0 | 0 | 0 | 0 |
| 10/14 CAR | 1 | 0 | 1 | 0/0 | 0 | 0 | 0 | 0 |
| 10/21 DAL | 0 | 0 | 0 | 0/0 | 0 | 0 | 0 | 0 |
| 10/28 @NYG | Inactive | | | | | | | |
| 11/4 ATL | Inactive | | | | | | | |
| 11/11 @TB | Not With Team | | | | | | | |
| 11/18 HOU | | | | | | | | |
| 11/22 @DAL | | | | | | | | |
| 12/3 @PHI | | | | | | | | |
| 12/9 NYG | | | | | | | | |
| 12/16 @JAX | | | | | | | | |
| 12/23 @TEN | | | | | | | | |
| 12/30 PHI | | | | | | | | |
| TOTALS | 3 | 1 | 2 | 0/0 | 0 | 0 | 0 | 0 |

2018 WASHINGTON REDSKINS STATISTICS

DEFENSIVE BACKS

31 Fabian Moreau

| | TOT | SOLO | ASST. | SACKS/YDS | PD | INT. | FR | FF |
|---------------|-----------|-----------|-----------|------------|----------|----------|----------|----------|
| 9/9 @ARI | 2 | 1 | 1 | 0/0 | 0 | 0 | 0 | 0 |
| 9/16 IND | 2 | 1 | 1 | 0/0 | 0 | 0 | 0 | 0 |
| 9/23 GB | 4 | 3 | 1 | 0/0 | 0 | 0 | 0 | 1 |
| 10/8 @NO | 5 | 3 | 2 | 0/0 | 0 | 0 | 0 | 1 |
| 10/14 CAR | 2 | 2 | 0 | 0/0 | 0 | 0 | 0 | 0 |
| 10/21 DAL | 4 | 2 | 2 | 0/0 | 0 | 0 | 0 | 0 |
| 10/28 @NYG | 5 | 3 | 2 | 0/0 | 0 | 0 | 0 | 0 |
| 11/4 ATL | 4 | 1 | 3 | 0/0 | 1 | 0 | 0 | 0 |
| 11/11 @TB | 6 | 6 | 0 | 0/0 | 0 | 0 | 0 | 0 |
| 11/18 HOU | | | | | | | | |
| 11/22 @DAL | | | | | | | | |
| 12/3 @PHI | | | | | | | | |
| 12/9 NYG | | | | | | | | |
| 12/16 @JAX | | | | | | | | |
| 12/23 @TEN | | | | | | | | |
| 12/30 PHI | | | | | | | | |
| TOTALS | 34 | 22 | 12 | 0/0 | 1 | 0 | 0 | 2 |

35 Montae Nicholson

| | TOT | SOLO | ASST. | SACKS/YDS | PD | INT. | FR | FF |
|---------------|-----------|-----------|-----------|------------|----------|----------|----------|----------|
| 9/9 @ARI | 5 | 5 | 0 | 0/0 | 0 | 0 | 0 | 0 |
| 9/16 IND | 6 | 4 | 2 | 0/0 | 1 | 0 | 0 | 0 |
| 9/23 GB | 8 | 4 | 4 | 0/0 | 0 | 0 | 0 | 0 |
| 10/8 @NO | 3 | 2 | 1 | 0/0 | 0 | 0 | 0 | 0 |
| 10/14 CAR | 3 | 2 | 1 | 0/0 | 0 | 0 | 0 | 0 |
| 10/21 DAL | 2 | 2 | 0 | 0/0 | 0 | 0 | 0 | 0 |
| 10/28 @NYG | 5 | 4 | 1 | 0/0 | 0 | 0 | 0 | 0 |
| 11/4 ATL | 4 | 3 | 1 | 0/0 | 0 | 0 | 0 | 0 |
| 11/11 @TB | 0 | 0 | 0 | 0/0 | 0 | 0 | 0 | 0 |
| 11/18 HOU | | | | | | | | |
| 11/22 @DAL | | | | | | | | |
| 12/3 @PHI | | | | | | | | |
| 12/9 NYG | | | | | | | | |
| 12/16 @JAX | | | | | | | | |
| 12/23 @TEN | | | | | | | | |
| 12/30 PHI | | | | | | | | |
| TOTALS | 36 | 26 | 10 | 0/0 | 1 | 0 | 0 | 0 |

24 Josh Norman

| | TOT | SOLO | ASST. | SACKS/YDS | PD | INT. | FR | FF |
|---------------|-----------|-----------|-----------|------------|----------|----------|----------|----------|
| 9/9 @ARI | 1 | 1 | 0 | 0/0 | 0 | 0 | 0 | 0 |
| 9/16 IND | 7 | 4 | 3 | 0/0 | 0 | 0 | 0 | 0 |
| 9/23 GB | 7 | 2 | 5 | 0/0 | 0 | 0 | 1 | 0 |
| 10/8 @NO | 3 | 3 | 0 | 0/0 | 0 | 0 | 0 | 0 |
| 10/14 CAR | 5 | 4 | 1 | 0/0 | 1 | 1 | 0 | 1 |
| 10/21 DAL | 5 | 5 | 0 | 0/0 | 0 | 0 | 0 | 1 |
| 10/28 @NYG | 4 | 1 | 3 | 0/0 | 1 | 0 | 0 | 0 |
| 11/4 ATL | 6 | 3 | 3 | 0/0 | 2 | 0 | 0 | 0 |
| 11/11 @TB | 1 | 1 | 0 | 0/0 | 1 | 1 | 0 | 0 |
| 11/18 HOU | | | | | | | | |
| 11/22 @DAL | | | | | | | | |
| 12/3 @PHI | | | | | | | | |
| 12/9 NYG | | | | | | | | |
| 12/16 @JAX | | | | | | | | |
| 12/23 @TEN | | | | | | | | |
| 12/30 PHI | | | | | | | | |
| TOTALS | 39 | 24 | 15 | 0/0 | 5 | 2 | 1 | 2 |

37 Greg Stroman

| | TOT | SOLO | ASST. | SACKS/YDS | PD | INT. | FR | FF |
|---------------|-----------|-----------|----------|------------|----------|----------|----------|----------|
| 9/9 @ARI | 0 | 0 | 0 | 0/0 | 0 | 0 | 0 | 0 |
| 9/16 IND | 0 | 0 | 0 | 0/0 | 0 | 0 | 0 | 0 |
| 9/23 GB | 0 | 0 | 0 | 0/0 | 0 | 0 | 0 | 0 |
| 10/8 @NO | 1 | 1 | 0 | 0/0 | 0 | 0 | 0 | 0 |
| 10/14 CAR | 0 | 0 | 0 | 0/0 | 0 | 0 | 0 | 0 |
| 10/21 DAL | 4 | 4 | 0 | 0/0 | 0 | 0 | 0 | 0 |
| 10/28 @NYG | 6 | 4 | 2 | 0/0 | 2 | 0 | 0 | 0 |
| 11/4 ATL | 0 | 0 | 0 | 0/0 | 0 | 0 | 0 | 0 |
| 11/11 @TB | 5 | 5 | 0 | 0/0 | 1 | 1 | 0 | 1 |
| 11/18 HOU | | | | | | | | |
| 11/22 @DAL | | | | | | | | |
| 12/3 @PHI | | | | | | | | |
| 12/9 NYG | | | | | | | | |
| 12/16 @JAX | | | | | | | | |
| 12/23 @TEN | | | | | | | | |
| 12/30 PHI | | | | | | | | |
| TOTALS | 16 | 14 | 2 | 0/0 | 3 | 1 | 0 | 1 |

36 D.J. Swearinger

| | TOT | SOLO | ASST. | SACKS/YDS | PD | INT. | FR | FF |
|---------------|-----------|-----------|----------|------------|----------|----------|----------|----------|
| 9/9 @ARI | 5 | 5 | 0 | 0/0 | 1 | 0 | 0 | 0 |
| 9/16 IND | 3 | 3 | 0 | 0/0 | 2 | 2 | 0 | 0 |
| 9/23 GB | 2 | 2 | 0 | 0/0 | 1 | 0 | 0 | 0 |
| 10/8 @NO | 5 | 4 | 1 | 0/0 | 0 | 0 | 0 | 0 |
| 10/14 CAR | 7 | 4 | 3 | 1/6 | 0 | 0 | 0 | 1 |
| 10/21 DAL | 4 | 3 | 1 | 0/0 | 0 | 0 | 1 | 1 |
| 10/28 @NYG | 5 | 4 | 1 | 0/0 | 3 | 2 | 0 | 0 |
| 11/4 ATL | 0 | 0 | 0 | 0/0 | 0 | 0 | 0 | 0 |
| 11/11 @TB | 2 | 1 | 1 | 0/0 | 2 | 0 | 0 | 0 |
| 11/18 HOU | | | | | | | | |
| 11/22 @DAL | | | | | | | | |
| 12/3 @PHI | | | | | | | | |
| 12/9 NYG | | | | | | | | |
| 12/16 @JAX | | | | | | | | |
| 12/23 @TEN | | | | | | | | |
| 12/30 PHI | | | | | | | | |
| TOTALS | 33 | 26 | 7 | 1/6 | 9 | 4 | 1 | 2 |

2018 WASHINGTON REDSKINS STATISTICS

KICKOFF RETURNS

46 Kapri Bibbs

| | NO. | YDS | AVG. | FC | LG | TD |
|---------------|----------------|-----------|-------------|----------|-----------|----------|
| 9/9 @ARI | Practice Squad | | | | | |
| 9/16 IND | Practice Squad | | | | | |
| 9/23 GB | 0 | 0 | 0.0 | 0 | 0 | 0 |
| 10/8 @NO | 0 | 0 | 0.0 | 0 | 0 | 0 |
| 10/14 CAR | 1 | 18 | 18.0 | 0 | 18 | 0 |
| 10/21 DAL | 0 | 0 | 0.0 | 0 | 0 | 0 |
| 10/28 @NYG | 1 | 20 | 20.0 | 0 | 20 | 0 |
| 11/4 ATL | 1 | 19 | 19.0 | 0 | 19 | 0 |
| 11/11 @TB | 0 | 0 | 0.0 | 0 | 0 | 0 |
| 11/18 HOU | | | | | | |
| 11/22 @DAL | | | | | | |
| 12/3 @PHI | | | | | | |
| 12/9 NYG | | | | | | |
| 12/16 @JAX | | | | | | |
| 12/23 @TEN | | | | | | |
| 12/30 PHI | | | | | | |
| TOTALS | 3 | 57 | 19.0 | 0 | 20 | 0 |

41 Danny Johnson

| | NO. | YDS | AVG. | FC | LG | TD |
|---------------|----------|------------|-------------|----------|-----------|----------|
| 9/9 @ARI | 1 | 24 | 24.0 | 0 | 24 | 0 |
| 9/16 IND | 0 | 0 | 0.0 | 0 | 0 | 0 |
| 9/23 GB | 1 | 15 | 15.0 | 0 | 15 | 0 |
| 10/8 @NO | 2 | 45 | 22.5 | 0 | 26 | 0 |
| 10/14 CAR | 0 | 0 | 0.0 | 0 | 0 | 0 |
| 10/21 DAL | 0 | 0 | 0.0 | 0 | 0 | 0 |
| 10/28 @NYG | 0 | 0 | 0.0 | 0 | 0 | 0 |
| 11/4 ATL | 0 | 0 | 0.0 | 0 | 0 | 0 |
| 11/11 @TB | 1 | 19 | 19.0 | 0 | 0 | 0 |
| 11/18 HOU | | | | | | |
| 11/22 @DAL | | | | | | |
| 12/3 @PHI | | | | | | |
| 12/9 NYG | | | | | | |
| 12/16 @JAX | | | | | | |
| 12/23 @TEN | | | | | | |
| 12/30 PHI | | | | | | |
| TOTALS | 5 | 103 | 20.6 | 0 | 26 | 0 |

13 Maurice Harris

| | NO. | YDS | AVG. | FC | LG | TD |
|---------------|----------|----------|----------|----------|----------|----------|
| 9/9 @ARI | Inactive | | | | | |
| 9/16 IND | Inactive | | | | | |
| 9/23 GB | 0 | 0 | 0.0 | 0 | 0 | 0 |
| 10/8 @NO | 0 | 0 | 0.0 | 0 | 0 | 0 |
| 10/14 CAR | 0 | 0 | 0.0 | 0 | 0 | 0 |
| 10/21 DAL | 0 | 0 | 0.0 | 0 | 0 | 0 |
| 10/28 @NYG | 0 | 0 | 0.0 | 0 | 0 | 0 |
| 11/4 ATL | 0 | 0 | 0.0 | 0 | 0 | 0 |
| 11/11 @TB | 0 | 0 | 0.0 | 0 | 0 | 0 |
| 11/18 HOU | | | | | | |
| 11/22 @DAL | | | | | | |
| 12/3 @PHI | | | | | | |
| 12/9 NYG | | | | | | |
| 12/16 @JAX | | | | | | |
| 12/23 @TEN | | | | | | |
| 12/30 PHI | | | | | | |
| TOTALS | 0 | 0 | 0 | 0 | 0 | 0 |

87 Jeremy Sprinkle

| | NO. | YDS | AVG. | FC | LG | TD |
|---------------|----------|----------|------------|----------|----------|----------|
| 9/9 @ARI | 0 | 0 | 0 | 0 | 0 | 0 |
| 9/16 IND | 0 | 0 | 0 | 0 | 0 | 0 |
| 9/23 GB | 0 | 0 | 0.0 | 0 | 0 | 0 |
| 10/8 @NO | 0 | 0 | 0.0 | 0 | 0 | 0 |
| 10/14 CAR | 1 | 6 | 6.0 | 0 | 6 | 0 |
| 10/21 DAL | 0 | 0 | 0.0 | 0 | 0 | 0 |
| 10/28 @NYG | 0 | 0 | 0.0 | 0 | 0 | 0 |
| 11/4 ATL | 0 | 0 | 0.0 | 0 | 0 | 0 |
| 11/11 @TB | 0 | 0 | 0.0 | 0 | 0 | 0 |
| 11/18 HOU | | | | | | |
| 11/22 @DAL | | | | | | |
| 12/3 @PHI | | | | | | |
| 12/9 NYG | | | | | | |
| 12/16 @JAX | | | | | | |
| 12/23 @TEN | | | | | | |
| 12/30 PHI | | | | | | |
| TOTALS | 1 | 6 | 6.0 | 0 | 6 | 0 |

37 Greg Stroman

| | NO. | YDS | AVG. | FC | LG | TD |
|---------------|----------|------------|-------------|----------|-----------|----------|
| 9/9 @ARI | 0 | 0 | 0 | 0 | 0 | 0 |
| 9/16 IND | 1 | 16 | 16.0 | 0 | 16 | 0 |
| 9/23 GB | 1 | 18 | 18.0 | 0 | 18 | 0 |
| 10/8 @NO | 0 | 0 | 0.0 | 0 | 0 | 0 |
| 10/14 CAR | 0 | 0 | 0.0 | 0 | 0 | 0 |
| 10/21 DAL | 0 | 0 | 0.0 | 0 | 0 | 0 |
| 10/28 @NYG | 0 | 0 | 0.0 | 0 | 0 | 0 |
| 11/4 ATL | 4 | 76 | 19.0 | 0 | 23 | 0 |
| 11/11 @TB | 0 | 0 | 0.0 | 0 | 0 | 0 |
| 11/18 HOU | | | | | | |
| 11/22 @DAL | | | | | | |
| 12/3 @PHI | | | | | | |
| 12/9 NYG | | | | | | |
| 12/16 @JAX | | | | | | |
| 12/23 @TEN | | | | | | |
| 12/30 PHI | | | | | | |
| TOTALS | 6 | 110 | 18.3 | 0 | 23 | 0 |

25 Chris Thompson

| | NO. | YDS | AVG. | FC | LG | TD |
|---------------|----------|----------|------------|----------|----------|----------|
| 9/9 @ARI | 1 | 0 | 0.0 | 0 | 0 | 0 |
| 9/16 IND | 0 | 0 | 0.0 | 0 | 0 | 0 |
| 9/23 GB | 0 | 0 | 0.0 | 0 | 0 | 0 |
| 10/8 @NO | 0 | 0 | 0.0 | 0 | 0 | 0 |
| 10/14 CAR | Inactive | | | | | |
| 10/21 DAL | Inactive | | | | | |
| 10/28 @NYG | 0 | 0 | 0.0 | 0 | 0 | 0 |
| 11/4 ATL | Inactive | | | | | |
| 11/11 @TB | Inactive | | | | | |
| 11/18 HOU | | | | | | |
| 11/22 @DAL | | | | | | |
| 12/3 @PHI | | | | | | |
| 12/9 NYG | | | | | | |
| 12/16 @JAX | | | | | | |
| 12/23 @TEN | | | | | | |
| 12/30 PHI | | | | | | |
| TOTALS | 1 | 0 | 0.0 | 0 | 0 | 0 |

2018 WASHINGTON REDSKINS STATISTICS

PUNT RETURNS

13 Maurice Harris

| | NO. | YDS | AVG. | FC | LG | TD |
|---------------|----------|----------|----------|----------|----------|----------|
| 9/9 @ARI | Inactive | | | | | |
| 9/16 IND | Inactive | | | | | |
| 9/23 GB | 0 | 0 | 0.0 | 0 | 0 | 0 |
| 10/8 @NO | 0 | 0 | 0.0 | 0 | 0 | 0 |
| 10/14 CAR | 0 | 0 | 0.0 | 0 | 0 | 0 |
| 10/21 DAL | 0 | 0 | 0.0 | 0 | 0 | 0 |
| 10/28 @NYG | 0 | 0 | 0.0 | 0 | 0 | 0 |
| 11/4 ATL | 0 | 0 | 0.0 | 0 | 0 | 0 |
| 11/11 @TB | 0 | 0 | 0.0 | 0 | 0 | 0 |
| 11/18 HOU | | | | | | |
| 11/22 @DAL | | | | | | |
| 12/3 @PHI | | | | | | |
| 12/9 NYG | | | | | | |
| 12/16 @JAX | | | | | | |
| 12/23 @TEN | | | | | | |
| 12/30 PHI | | | | | | |
| TOTALS | 0 | 0 | 0 | 0 | 0 | 0 |

14 Trey Quinn

| | NO. | YDS | AVG. | FC | LG | TD |
|---------------|-----------------|-----------|------------|----------|-----------|----------|
| 9/9 @ARI | 2 | 12 | 6.0 | 2 | 12 | 0 |
| 9/16 IND | Reserve/Injured | | | | | |
| 9/23 GB | Reserve/Injured | | | | | |
| 10/8 @NO | Reserve/Injured | | | | | |
| 10/14 CAR | Reserve/Injured | | | | | |
| 10/21 DAL | Reserve/Injured | | | | | |
| 10/28 @NYG | Reserve/Injured | | | | | |
| 11/4 ATL | Reserve/Injured | | | | | |
| 11/11 @TB | Reserve/Injured | | | | | |
| 11/18 HOU | | | | | | |
| 11/22 @DAL | | | | | | |
| 12/3 @PHI | | | | | | |
| 12/9 NYG | | | | | | |
| 12/16 @JAX | | | | | | |
| 12/23 @TEN | | | | | | |
| 12/30 PHI | | | | | | |
| TOTALS | 2 | 12 | 6.0 | 2 | 12 | 0 |

37 Greg Stroman

| | NO. | YDS | AVG. | FC | LG | TD |
|---------------|----------|-----------|------------|-----------|-----------|----------|
| 9/9 @ARI | 0 | 0 | 0 | 0 | 0 | 0 |
| 9/16 IND | 1 | 6 | 6.0 | 3 | 6 | 0 |
| 9/23 GB | 1 | 9 | 9.0 | 3 | 9 | 0 |
| 10/8 @NO | 0 | 0 | 0.0 | 0 | 0 | 0 |
| 10/14 CAR | 1 | 10 | 10.0 | 1 | 10 | 0 |
| 10/21 DAL | 1 | 3 | 3.0 | 2 | 3 | 0 |
| 10/28 @NYG | 0 | 0 | 0.0 | 1 | 0 | 0 |
| 11/4 ATL | 1 | 0 | 0.0 | 1 | 0 | 0 |
| 11/11 @TB | 0 | 0 | 0.0 | 0 | 0 | 0 |
| 11/18 HOU | | | | | | |
| 11/22 @DAL | | | | | | |
| 12/3 @PHI | | | | | | |
| 12/9 NYG | | | | | | |
| 12/16 @JAX | | | | | | |
| 12/23 @TEN | | | | | | |
| 12/30 PHI | | | | | | |
| TOTALS | 5 | 28 | 5.6 | 11 | 10 | 0 |

2018 WASHINGTON REDSKINS STATISTICS

KICKING

3 Dustin Hopkins

| | Under 20 | | 20-29 Yds | | 30-39 Yds | | 40-49 Yds | | 50+ Yds | | Total | | OPPONENTS' KICKOFF RETURNS | | | | |
|---------------|----------------|--------------|--------------|--------------|--------------|--------------|----------------|----------------|----------|------------|-------------|-----------|----------------------------|----|----|--|--|
| | XP - XPA | FG - FGA | FG - FGA | FG - FGA | FG - FGA | FG - FGA | FG - FGA | FG - FGA | FG - FGA | FG - FGA | NO. | YDS | AVG. | TB | TD | | |
| 9/9 @ARI | 3 - 3 | 0 - 0 | 0 - 0 | 1 - 1 | 0 - 0 | 0 - 0 | 0 - 0 | 0 - 0 | 1 - 1 | 0 - 0 | 0 | 0 | 0.0 | 4 | 0 | | |
| 9/16 IND | 0 - 0 | 0 - 0 | 1 - 1 | 0 - 0 | 2 - 3 | 0 - 0 | 3 - 4 | 0 - 0 | 1 | 19 | 19.0 | 3 | 0 | | | | |
| 9/23 GB | 4 - 4 | 0 - 0 | 0 - 0 | 1 - 1 | 0 - 0 | 0 - 0 | 1 - 1 | 0 - 0 | 1 | 25 | 25.0 | 5 | 0 | | | | |
| 10/8 @NO | 1 - 1 | 0 - 0 | 0 - 0 | 1 - 1 | 0 - 0 | 1 - 1 | 2 - 2 | 1 - 1 | 2 | 43 | 21.5 | 3 | 0 | | | | |
| 10/14 CAR | 2 - 2 | 0 - 0 | 1 - 1 | 0 - 0 | 1 - 1 | 1 - 1 | 3 - 3 | 1 - 1 | 2 | 37 | 18.5 | 4 | 0 | | | | |
| 10/21 DAL | 2 - 2 | 0 - 0 | 2 - 2 | 0 - 0 | 0 - 0 | 0 - 0 | 2 - 2 | 0 - 0 | 1 | 26 | 26.0 | 4 | 0 | | | | |
| 10/28 @NYG | 2 - 2 | 0 - 0 | 0 - 0 | 1 - 1 | 0 - 1 | 1 - 1 | 2 - 3 | 1 - 1 | 1 | 30 | 30.0 | 4 | 0 | | | | |
| 11/4 ATL | 2 - 2 | 0 - 0 | 0 - 0 | 0 - 0 | 0 - 0 | 0 - 0 | 0 - 0 | 0 - 0 | 0 | 0 | 0.0 | 3 | 0 | | | | |
| 11/11 @TB | 1 - 1 | 0 - 0 | 1 - 1 | 0 - 0 | 2 - 2 | 0 - 0 | 3 - 3 | 0 - 0 | 0 | 0 | 0.0 | 5 | 0 | | | | |
| 11/18 HOU | - | - | - | - | - | - | - | - | | | | | | | | | |
| 11/22 @DAL | - | - | - | - | - | - | - | - | | | | | | | | | |
| 12/3 @PHI | - | - | - | - | - | - | - | - | | | | | | | | | |
| 12/9 NYG | - | - | - | - | - | - | - | - | | | | | | | | | |
| 12/16 @JAX | - | - | - | - | - | - | - | - | | | | | | | | | |
| 12/23 @TEN | - | - | - | - | - | - | - | - | | | | | | | | | |
| 12/30 PHI | - | - | - | - | - | - | - | - | | | | | | | | | |
| TOTALS | 17 - 17 | 0 - 0 | 5 - 5 | 4 - 4 | 5 - 7 | 3 - 3 | 17 - 19 | 17 - 19 | 8 | 180 | 22.5 | 35 | 0 | | | | |
| | 100.0% | 0.0% | 100.0% | 100.0% | 71.4% | 100.0% | 89.5% | | | | | | | | | | |

2018 WASHINGTON REDSKINS STATISTICS

PUNTING

5 Tress Way

| | NO. | YDS | LG | GROSS AVG. | NET AVG. | TB | INSIDE 20 | BLK | OPPONENTS' PUNT RETURNS | | | | |
|---------------|-----------|-------------|-----------|---------------|-------------|----------|--------------|----------|-------------------------|------------|------------|-----------|----------|
| | | | | | | | | | NO. | YDS | AVG. | FC | TD |
| 9/9 @ARI | 4 | 186 | 59 | 46.5 | 35.5 | 0 | 2 | 0 | 2 | 44 | 22.0 | 2 | 0 |
| 9/16 IND | 5 | 182 | 53 | 36.4 | 36.4 | 0 | 2 | 0 | 0 | 0 | 0.0 | 2 | 0 |
| 9/23 GB | 5 | 235 | 57 | 47 | 41.2 | 0 | 1 | 0 | 4 | 29 | 7.3 | 1 | 0 |
| 10/8 @NO | 3 | 110 | 37 | 36.7 | 36.7 | 0 | 1 | 0 | 1 | 0 | 0.0 | 2 | 0 |
| 10/14 CAR | 4 | 164 | 51 | 41.0 | 41 | 0 | 2 | 0 | 1 | 0 | 0.0 | 1 | 0 |
| 10/21 DAL | 6 | 227 | 41 | 37.83333 | 36 | 0 | 5 | 0 | 3 | 11 | 3.7 | 2 | 0 |
| 10/28 @NYG | 5 | 246 | 58 | 49.2 | 45.6 | 0 | 3 | 0 | 4 | 18 | 4.5 | 0 | 0 |
| 11/4 ATL | 5 | 245 | 62 | 49 | 48.2 | 0 | 4 | 0 | 1 | 4 | 4.0 | 3 | 0 |
| 11/11 @TB | 5 | 247 | 58 | 49.4 | 47.8 | 0 | 4 | 0 | 1 | 8 | 8.0 | 2 | 0 |
| 11/18 HOU | | | | | | | | | | | | | |
| 11/22 @DAL | | | | | | | | | | | | | |
| 12/3 @PHI | | | | | | | | | | | | | |
| 12/9 NYG | | | | | | | | | | | | | |
| 12/16 @JAX | | | | | | | | | | | | | |
| 12/23 @TEN | | | | | | | | | | | | | |
| 12/30 PHI | | | | | | | | | | | | | |
| TOTALS | 42 | 1842 | 62 | 43.9 | 41.1 | 0 | 24 | 0 | 17 | 114 | 6.7 | 15 | 0 |

2018 WASHINGTON REDSKINS STATISTICS

SCORING DRIVES

REDSKINS

| | OBTAINED | SCORING PLAY | PLAYS | YDS | DRIVE TIME | WAS-OPP | QT | REMAINING |
|------------|--------------|---|-------|-----|------------|---------|----|-----------|
| 9/9 @ARI | Punt | C. Thompson 13 yd. pass from A. Smith (D. Hopkins kick) | 11 | 80 | 5:53 | 7-0 | 2 | 14:54 |
| 9/9 @ARI | Punt | A. Peterson 1 yd. rush (D. Hopkins kick) | 11 | 80 | 9:06 | 14-0 | 2 | 4:10 |
| 9/9 @ARI | Punt | J. Reed 4 yd. pass from A. Smith (D. Hopkins kick) | 10 | 92 | 3:11 | 21-0 | 2 | 0:08 |
| 9/9 @ARI | Interception | D. Hopkins 31 yd. field goal | 10 | 63 | 4:42 | 24-0 | 4 | 12:13 |
| 9/16 IND | Interception | D. Hopkins 49 yd. field goal | 5 | 22 | 1:57 | 3-14 | 2 | 11:12 |
| 9/16 IND | Interception | D. Hopkins 27 yd. field goal | 7 | 20 | 3:37 | 6-14 | 3 | 5:40 |
| 9/16 IND | Punt | D. Hopkins 49 yd. field goal | 11 | 42 | 6:07 | 9-14 | 4 | 13:28 |
| 9/23 GB | Kickoff | P. Richardson 46 yd. pass from A. Smith (D. Hopkins kick) | 4 | 75 | 2:06 | 7-0 | 1 | 12:54 |
| 9/23 GB | Punt | A. Peterson 2 yd. rush (D. Hopkins kick) | 10 | 79 | 6:04 | 14-0 | 1 | 2:14 |
| 9/23 GB | Punt | J. Crowder 9 yd. pass from A. Smith (D. Hopkins kick) | 8 | 98 | 3:14 | 21-3 | 2 | 4:26 |
| 9/23 GB | Kickoff | A. Peterson 2 yd. rush (D. Hopkins kick) | 5 | 74 | 1:54 | 28-10 | 2 | 0:21 |
| 9/23 GB | Fumble | D. Hopkins 35 yd. field goal | 8 | 29 | 3:25 | 31-17 | 4 | 1:58 |
| 10/8 @NO | Kickoff | D. Hopkins 37 yd. field goal | 15 | 56 | 8:04 | 3-6 | 1 | 2:37 |
| 10/8 @NO | Kickoff | D. Hopkins 53 yd. field goal | 6 | 40 | 2:02 | 6-13 | 2 | 8:36 |
| 10/8 @NO | Fumble | A. Smith 4 yd. rush (D. Hopkins kick) | 3 | 16 | 0:56 | 13-26 | 2 | 0:26 |
| 10/8 @NO | Kickoff | K. Bibbs 1 yd. rush (Pass failed) | 7 | 75 | 3:45 | 19-43 | 4 | 10:25 |
| 10/14 CAR | Fumble | V. Davis 22 yd. pass from A. Smith (D. Hopkins kick) | 1 | 22 | 0:06 | 7-0 | 1 | 10:20 |
| 10/14 CAR | Punt | P. Richardson 2 yd. pass from A. Smith (D. Hopkins kick) | 12 | 64 | 6:14 | 14-0 | 1 | 3:02 |
| 10/14 CAR | Fumble | D. Hopkins 49 yd. field goal | 10 | 36 | 5:54 | 17-0 | 2 | 5:30 |
| 10/14 CAR | Kickoff | D. Hopkins 56 yd. field goal | 12 | 42 | 7:28 | 20-9 | 4 | 12:40 |
| 10/14 CAR | Kickoff | D. Hopkins 29 yd. field goal | 10 | 64 | 5:17 | 23-17 | 4 | 3:15 |
| 10/21 DAL | Punt | K. Bibbs 23 yd. pass from A. Smith (D. Hopkins kick) | 6 | 52 | 3:13 | 7-0 | 1 | 10:19 |
| 10/21 DAL | Kickoff | D. Hopkins 21 yd. field goal | 10 | 72 | 5:50 | 10-7 | 3 | 9:10 |
| 10/21 DAL | Punt | D. Hopkins 25 yd. field goal | 8 | 44 | 4:48 | 13-7 | 4 | 12:35 |
| 10/28 @NYG | Punt | A. Peterson 7 yd. pass from A. Smith (D. Hopkins kick) | 10 | 73 | 5:28 | 7-0 | 1 | 2:53 |
| 10/28 @NYG | Punt | D. Hopkins 53 yd. field goal | 7 | 20 | 2:20 | 10-3 | 3 | 4:51 |
| 10/28 @NYG | Downs | D. Hopkins 39 yd. field goal | 7 | 47 | 4:27 | 13-3 | 4 | 9:53 |
| 10/28 @NYG | Kickoff | A. Peterson 64 yd. rush (D. Hopkins kick) | 3 | 75 | 1:02 | 20-6 | 4 | 3:06 |
| 11/4 ATL | Kickoff | J. Doctson 2 yd. pass from A. Smith (D. Hopkins kick) | 11 | 80 | 6:00 | 7-14 | 2 | 3:10 |
| 11/4 ATL | Punt | K. Bibbs 3 yd. rush (D. Hopkins kick) | 9 | 77 | 3:42 | 14-28 | 3 | 2:15 |
| 11/11 @TB | Punt | D. Hopkins 43 yd. field goal | 8 | 55 | 4:08 | 3-0 | 1 | 0:10 |
| 11/11 @TB | Kickoff | D. Hopkins 43 yd. field goal | 11 | 50 | 1:43 | 6-3 | 2 | 0:20 |
| 11/11 @TB | Missed FG | J. Doctston 6 yd. pass from A. Smith (D. Hopkins kick) | 8 | 62 | 5:01 | 13-3 | 4 | 14:07 |
| 11/11 @TB | Interception | D. Hopkins 26 yd. field goal | 4 | 6 | 1:56 | 16-3 | 3 | 12:03 |
| | | | | | | | | |
| | | | | | | | | |
| | | | | | | | | |
| | | | | | | | | |
| | | | | | | | | |
| | | | | | | | | |
| | | | | | | | | |
| | | | | | | | | |
| | | | | | | | | |
| | | | | | | | | |

Returns of any kind for touchdowns are not included on this chart; they do not count as drives.

2018 WASHINGTON REDSKINS STATISTICS

DRIVE RESULTS

REDSKINS

| | Total | TD | FG | FIELD GOAL | | PUNTS | | LOST DRIVE | | | Safety | DRIVE ENDS | | Pts. | Scoring % | 1st Drive |
|---------------|-----------|-----------|-----------|------------|----------|-----------|----------|------------|----------|----------|----------|--------------|------------|--------------|-----------|-----------|
| | | | | Missed | Blk | No. | Blk | Downs | Fumble | Int. | | Half/Game | | | | |
| 9/9 @ARI | 10 | 3 | 1 | 0 | 0 | 4 | 0 | 0 | 1 | 0 | 0 | 4/10 | 24 | 40.0% | Punt | |
| 9/16 IND | 11 | 0 | 3 | 1 | 0 | 5 | 0 | 1 | 1 | 0 | 0 | 6/11 | 9 | 27.3% | Punt | |
| 9/23 GB | 12 | 4 | 1 | 0 | 0 | 5 | 0 | 0 | 0 | 1 | 0 | 6/12 | 31 | 41.7% | Touchdown | |
| 10/8 @NO | 9 | 2 | 2 | 0 | 0 | 3 | 0 | 0 | 1 | 1 | 0 | 6/9 | 19 | 44.4% | Punt | |
| 10/14 CAR | 11 | 2 | 3 | 0 | 0 | 4 | 0 | 1 | 0 | 0 | 0 | 7/11 | 23 | 45.5% | Punt | |
| 10/21 DAL | 10 | 1 | 2 | 0 | 0 | 6 | 0 | 0 | 0 | 0 | 0 | 5/10 | 20 | 30.0% | Touchdown | |
| 10/28 @NYG | 12 | 2 | 2 | 1 | 0 | 5 | 0 | 0 | 1 | 0 | 0 | 5/13 | 20 | 33.3% | Punt | |
| 11/4 ATL | 10 | 2 | 0 | 0 | 0 | 5 | 0 | 0 | 0 | 1 | 0 | 5/10 | 14 | 20.0% | Punt | |
| 11/11 @TB | 9 | 1 | 3 | 0 | 0 | 5 | 0 | 0 | 0 | 0 | 0 | 4/9 | 16 | 44.4% | Punt | |
| 11/18 HOU | | | | | | | | | | | | | | | | |
| 11/22 @DAL | | | | | | | | | | | | | | | | |
| 12/3 @PHI | | | | | | | | | | | | | | | | |
| 12/9 NYG | | | | | | | | | | | | | | | | |
| 12/16 @JAX | | | | | | | | | | | | | | | | |
| 12/23 @TEN | | | | | | | | | | | | | | | | |
| 12/30 PHI | | | | | | | | | | | | | | | | |
| TOTALS | 94 | 17 | 17 | 2 | 0 | 42 | 0 | 2 | 4 | 3 | 0 | 48/95 | 176 | 36.2% | | |

OPPONENTS

| | Total | TD | FG | FIELD GOAL | | PUNTS | | LOST DRIVE | | | Safety | DRIVE ENDS | | Pts. | Scoring % | 1st Drive |
|---------------|-----------|-----------|----------|------------|----------|-----------|----------|------------|----------|----------|----------|--------------|------------|--------------|--------------|-----------|
| | | | | Missed | Blk | No. | Blk | Downs | Fumble | Int. | | Half/Game | | | | |
| 9/9 @ARI | 10 | 1 | 0 | 0 | 0 | 5 | 0 | 1 | 1 | 1 | 0 | 4/10 | 6 | 10.0% | Punt | |
| 9/16 IND | 12 | 3 | 0 | 0 | 0 | 5 | 0 | 0 | 0 | 2 | 0 | 7/12 | 21 | 25.0% | Touchdown | |
| 9/23 GB | 12 | 2 | 1 | 0 | 0 | 5 | 0 | 1 | 1 | 0 | 0 | 6/12 | 17 | 25.0% | Punt | |
| 10/8 @NO | 10 | 6 | 1 | 0 | 0 | 0 | 0 | 0 | 1 | 0 | 0 | 6/10 | 43 | 70.0% | Touchdown | |
| 10/14 CAR | 10 | 2 | 1 | 0 | 0 | 3 | 0 | 1 | 1 | 1 | 0 | 7/10 | 17 | 30.0% | Punt | |
| 10/21 DAL | 11 | 2 | 1 | 1 | 0 | 5 | 0 | 0 | 2 | 0 | 0 | 5/11 | 17 | 27.3% | Punt | |
| 10/28 @NYG | 12 | 1 | 2 | 0 | 0 | 5 | 0 | 1 | 0 | 2 | 0 | 5/12 | 13 | 25.0% | Punt | |
| 11/4 ATL | 9 | 5 | 1 | 1 | 0 | 2 | 0 | 0 | 0 | 1 | 0 | 4/9 | 38 | 66.7% | Touchdown | |
| 11/11 @TB | 10 | 0 | 1 | 2 | 0 | 1 | 0 | 0 | 2 | 2 | 0 | 5/10 | 3 | 10.0% | Interception | |
| 11/18 HOU | | | | | | | | | | | | | | | | |
| 11/22 @DAL | | | | | | | | | | | | | | | | |
| 12/3 @PHI | | | | | | | | | | | | | | | | |
| 12/9 NYG | | | | | | | | | | | | | | | | |
| 12/16 @JAX | | | | | | | | | | | | | | | | |
| 12/23 @TEN | | | | | | | | | | | | | | | | |
| 12/30 PHI | | | | | | | | | | | | | | | | |
| TOTALS | 96 | 22 | 8 | 4 | 0 | 31 | 0 | 4 | 8 | 9 | 0 | 49/96 | 175 | 31.3% | | |

Returns of any kind for touchdowns are not included on this chart; they do not count as drives.

2018 WASHINGTON REDSKINS STATISTICS

OPENING DRIVES

| | REDSKINS | | | | OPPONENTS | | | | |
|------------|----------|-----|------|-----------|------------|-----|------|---------|--------------|
| | PLAYS | YDS | TIME | RESULTS | PLAYS | YDS | TIME | RESULTS | |
| 9/9 @ARI | 8 | 38 | 4:47 | Punt | 9/9 @ARI | 7 | 32 | 4:26 | Punt |
| 9/16 IND | 4 | 31 | 2:48 | Punt | 9/16 IND | 11 | 75 | 5:35 | Touchdown |
| 9/23 GB | 4 | 75 | 2:06 | Touchdown | 9/23 GB | 5 | 11 | 2:11 | Punt |
| 10/8 @NO | 3 | 2 | 1:06 | Punt | 10/8 @NO | 6 | 64 | 3:13 | Touchdown |
| 10/14 CAR | 3 | 8 | 1:09 | Punt | 10/14 CAR | 5 | 22 | 3:25 | Punt |
| 10/21 DAL | 6 | 52 | 3:13 | Touchdown | 10/21 DAL | 3 | -6 | 1:28 | Punt |
| 10/28 @NYG | 6 | 11 | 3:28 | Punt | 10/28 @NYG | 5 | 20 | 3:11 | Punt |
| 11/4 ATL | 3 | -6 | 2:10 | Punt | 11/4 ATL | 7 | 81 | 3:04 | Touchdown |
| 11/11 @TB | 3 | 5 | 1:41 | Punt | 11/11 @TB | 8 | 56 | 4:30 | Interception |
| 11/18 HOU | | | | | 11/18 HOU | | | | |
| 11/22 @DAL | | | | | 11/22 @DAL | | | | |
| 12/3 @PHI | | | | | 12/3 @PHI | | | | |
| 12/9 NYG | | | | | 12/9 NYG | | | | |
| 12/16 @JAX | | | | | 12/16 @JAX | | | | |
| 12/23 @TEN | | | | | 12/23 @TEN | | | | |
| 12/30 PHI | | | | | 12/30 PHI | | | | |

IN THE RED ZONE

REDSKINS

| | POSS | TD | FG | MISS/BLK FG | INT | FUM | DOWNES | HALF/GAME | AVG. POINTS |
|---------------|-----------|-----------|-----------|-------------|----------|----------|----------|--------------|-------------|
| 9/9 @ARI | 4 | 3 | 1 | 0/0 | 0 | 0 | 0 | 2/4 | 5.3 |
| 9/16 IND | 2 | 0 | 2 | 0/0 | 0 | 0 | 0 | 1/2 | 3.0 |
| 9/23 GB | 5 | 3 | 1 | 0/0 | 0 | 0 | 0 | 3/5 | 4.2 |
| 10/8 @NO | 3 | 2 | 1 | 0/0 | 0 | 0 | 0 | 2/3 | 5.0 |
| 10/14 CAR | 2 | 1 | 1 | 0/0 | 0 | 0 | 0 | 1/2 | 4.5 |
| 10/21 DAL | 2 | 0 | 2 | 0/0 | 0 | 0 | 0 | 0/2 | 3.0 |
| 10/28 @NYG | 3 | 1 | 1 | 0/0 | 0 | 1 | 0 | 1/3 | 3.0 |
| 11/4 ATL | 2 | 2 | 0 | 0/0 | 0 | 0 | 0 | 1/2 | 6.0 |
| 11/11 @TB | 2 | 1 | 1 | 0/0 | 0 | 0 | 0 | 2/2 | 4.5 |
| 11/18 HOU | | | | | | | | | |
| 11/22 @DAL | | | | | | | | | |
| 12/3 @PHI | | | | | | | | | |
| 12/9 NYG | | | | | | | | | |
| 12/16 @JAX | | | | | | | | | |
| 12/23 @TEN | | | | | | | | | |
| 12/30 PHI | | | | | | | | | |
| TOTALS | 25 | 13 | 10 | 0/0 | 0 | 1 | 0 | 13/25 | 4.3 |

OPPONENTS

| | POSS | TD | FG | MISS/BLK FG | INT | FUM | DOWNES | HALF/GAME | AVG. POINTS |
|---------------|-----------|-----------|----------|-------------|----------|----------|----------|--------------|-------------|
| 9/9 @ARI | 2 | 1 | 0 | 0/0 | 0 | 0 | 1 | 0/2 | 4.5 |
| 9/16 IND | 3 | 3 | 0 | 0/0 | 0 | 0 | 0 | 2/3 | 9.0 |
| 9/23 GB | 2 | 1 | 1 | 0/0 | 0 | 0 | 0 | 1/2 | 4.5 |
| 10/8 @NO | 5 | 4 | 0 | 0/0 | 0 | 0 | 0 | 3/5 | 4.8 |
| 10/14 CAR | 3 | 1 | 1 | 0/0 | 0 | 0 | 1 | 0/3 | 3.0 |
| 10/21 DAL | 1 | 1 | 0 | 0/0 | 0 | 0 | 0 | 0/1 | 6.0 |
| 10/28 @NYG | 4 | 1 | 2 | 0/0 | 1 | 0 | 0 | 2/4 | 3.0 |
| 11/4 ATL | 3 | 2 | 1 | 0/0 | 0 | 0 | 0 | 1/3 | 5.0 |
| 11/11 @TB | 5 | 0 | 1 | 2/0 | 1 | 1 | 0 | 3/5 | 0.6 |
| 11/18 HOU | | | | | | | | | |
| 11/22 @DAL | | | | | | | | | |
| 12/3 @PHI | | | | | | | | | |
| 12/9 NYG | | | | | | | | | |
| 12/16 @JAX | | | | | | | | | |
| 12/23 @TEN | | | | | | | | | |
| 12/30 PHI | | | | | | | | | |
| TOTALS | 28 | 14 | 6 | 2/0 | 2 | 1 | 2 | 12/27 | 4.5 |

2018 WASHINGTON REDSKINS STATISTICS

3RD DOWN EFFICIENCY

REDSKINS

| | 3 & 1 | 3 & 2 | 3 & 3 | 3 & 4 | 3 & 5 | 3 & 6 | 3 & 7 | 3 & 8 | 3 & 9 | 3 & 10+ | CONV/ATT | % | | | |
|---------------|----------------|--------------|--------------|---------------|---------------|---------------|--------------|--------------|--------------|---------------|-----------------|--------------|-------|-------|-------|
| 9/9 @ARI | 2 - 2 | 1 - 1 | 0 - 0 | 1 - 2 | 0 - 0 | 0 - 1 | 1 - 1 | 0 - 1 | 0 - 1 | 1 - 4 | 6 - 13 | 46.2% | | | |
| 9/16 IND | 2 - 3 | 1 - 1 | 0 - 0 | 0 - 2 | 0 - 2 | 0 - 1 | 1 - 1 | 0 - 0 | 0 - 0 | 1 - 5 | 5 - 15 | 33.3% | | | |
| 9/23 GB | 2 - 2 | 0 - 0 | 0 - 0 | 0 - 0 | 1 - 2 | 1 - 2 | 1 - 1 | 0 - 0 | 0 - 1 | 0 - 3 | 5 - 11 | 45.5% | | | |
| 10/8 @NO | 1 - 2 | 0 - 1 | 0 - 0 | 0 - 0 | 1 - 2 | 0 - 0 | 0 - 2 | 1 - 1 | 0 - 1 | 1 - 4 | 4 - 13 | 30.8% | | | |
| 10/14 CAR | 2 - 2 | 3 - 4 | 0 - 0 | 1 - 2 | 0 - 0 | 0 - 1 | 0 - 1 | 0 - 1 | 0 - 0 | 1 - 5 | 7 - 16 | 43.8% | | | |
| 10/21 DAL | 0 - 1 | 0 - 1 | 0 - 0 | 0 - 0 | 0 - 0 | 0 - 0 | 0 - 1 | 2 - 3 | 0 - 1 | 1 - 5 | 3 - 12 | 25.0% | | | |
| 10/28 @NYG | 2 - 3 | 0 - 0 | 1 - 1 | 0 - 1 | 0 - 1 | 2 - 3 | 0 - 0 | 0 - 0 | 1 - 1 | 0 - 5 | 6 - 15 | 40.0% | | | |
| 11/4 ATL | 1 - 1 | 0 - 0 | 0 - 1 | 1 - 1 | 1 - 1 | 0 - 1 | 0 - 0 | 1 - 1 | 0 - 0 | 1 - 7 | 5 - 13 | 38.5% | | | |
| 11/11 @TB | 1 - 1 | 1 - 1 | 0 - 0 | 0 - 2 | 1 - 2 | 0 - 1 | 1 - 1 | 0 - 0 | 1 - 1 | 0 - 4 | 5 - 13 | 38.5% | | | |
| 11/18 HOU | - | - | - | - | - | - | - | - | - | - | - | - | | | |
| 11/22 @DAL | - | - | - | - | - | - | - | - | - | - | - | - | | | |
| 12/3 @PHI | - | - | - | - | - | - | - | - | - | - | - | - | | | |
| 12/9 NYG | - | - | - | - | - | - | - | - | - | - | - | - | | | |
| 12/16 @JAX | - | - | - | - | - | - | - | - | - | - | - | - | | | |
| 12/23 @TEN | - | - | - | - | - | - | - | - | - | - | - | - | | | |
| 12/30 PHI | - | - | - | - | - | - | - | - | - | - | - | - | | | |
| TOTALS | 13 - 17 | 6 - 9 | 1 - 2 | 3 - 10 | 4 - 10 | 3 - 10 | 4 - 8 | 4 - 7 | 2 - 6 | 6 - 42 | 46 - 121 | 38.0% | | | |
| | 76.5% | 66.7% | 50.0% | 30.0% | 40.0% | 30.0% | 50.0% | 57.1% | 33.3% | 14.3% | | | | | |
| | 3RD & 1-3 | | | 3RD & 4-6 | | | 3RD & 7+ | | | | | | | | |
| | 20 - 28 | | | 10 - 30 | | | 16 - 63 | | | | | | 71.4% | 33.3% | 25.4% |

OPPONENTS

| | 3 & 1 | 3 & 2 | 3 & 3 | 3 & 4 | 3 & 5 | 3 & 6 | 3 & 7 | 3 & 8 | 3 & 9 | 3 & 10+ | CONV/ATT | % | | | |
|---------------|----------------|--------------|---------------|--------------|--------------|---------------|--------------|--------------|--------------|---------------|-----------------|--------------|-------|-------|-------|
| 9/9 @ARI | 0 - 0 | 0 - 0 | 0 - 1 | 1 - 1 | 0 - 1 | 0 - 0 | 0 - 3 | 0 - 0 | 0 - 0 | 0 - 2 | 1 - 8 | 12.5% | | | |
| 9/16 IND | 4 - 4 | 2 - 2 | 2 - 2 | 0 - 1 | 0 - 1 | 0 - 1 | 0 - 0 | 0 - 0 | 0 - 0 | 1 - 5 | 9 - 16 | 56.3% | | | |
| 9/23 GB | 1 - 1 | 0 - 0 | 1 - 2 | 0 - 0 | 1 - 2 | 0 - 0 | 1 - 1 | 1 - 1 | 0 - 1 | 1 - 6 | 6 - 14 | 42.9% | | | |
| 10/8 @NO | 2 - 2 | 0 - 0 | 1 - 1 | 1 - 2 | 0 - 0 | 1 - 1 | 0 - 0 | 0 - 1 | 0 - 0 | 0 - 2 | 5 - 9 | 55.6% | | | |
| 10/14 CAR | 1 - 1 | 1 - 2 | 1 - 1 | 0 - 0 | 0 - 1 | 0 - 1 | 0 - 0 | 0 - 1 | 0 - 0 | 0 - 2 | 3 - 9 | 33.3% | | | |
| 10/21 DAL | 3 - 3 | 0 - 0 | 1 - 2 | 0 - 1 | 0 - 1 | 0 - 1 | 0 - 0 | 0 - 0 | 0 - 0 | 1 - 6 | 5 - 14 | 35.7% | | | |
| 10/28 @NYG | 0 - 0 | 0 - 0 | 0 - 1 | 0 - 1 | 0 - 1 | 0 - 3 | 0 - 0 | 0 - 0 | 0 - 0 | 2 - 8 | 2 - 14 | 14.3% | | | |
| 11/4 ATL | 0 - 0 | 2 - 2 | 0 - 0 | 1 - 2 | 0 - 0 | 3 - 3 | 1 - 1 | 0 - 0 | 1 - 2 | 2 - 3 | 10 - 13 | 76.9% | | | |
| 11/11 @TB | 2 - 2 | - | 1 - 1 | 0 - 1 | 2 - 2 | - | 0 - 1 | 1 - 1 | - | 0 - 2 | 6 - 10 | 60.0% | | | |
| 11/18 HOU | - | - | - | - | - | - | - | - | - | - | - | - | | | |
| 11/22 @DAL | - | - | - | - | - | - | - | - | - | - | - | - | | | |
| 12/3 @PHI | - | - | - | - | - | - | - | - | - | - | - | - | | | |
| 12/9 NYG | - | - | - | - | - | - | - | - | - | - | - | - | | | |
| 12/16 @JAX | - | - | - | - | - | - | - | - | - | - | - | - | | | |
| 12/23 @TEN | - | - | - | - | - | - | - | - | - | - | - | - | | | |
| 12/30 PHI | - | - | - | - | - | - | - | - | - | - | - | - | | | |
| TOTALS | 13 - 13 | 5 - 6 | 7 - 11 | 3 - 9 | 3 - 9 | 4 - 10 | 2 - 6 | 2 - 4 | 1 - 3 | 7 - 36 | 16 - 107 | 15.0% | | | |
| | 100.0% | 83.3% | 63.6% | 33.3% | 33.3% | 40.0% | 33.3% | 50.0% | 33.3% | 19.4% | | | | | |
| | 3RD & 1-3 | | | 3RD & 4-6 | | | 3RD & 7+ | | | | | | | | |
| | 25 - 30 | | | 10 - 28 | | | 12 - 49 | | | | | | 83.3% | 35.7% | 24.5% |

2018 WASHINGTON REDSKINS STATISTICS

| | REGULAR SEASON HIGHS / LOWS | | | |
|-------------------------|-----------------------------|--------------------|-----------------|--------------------|
| | REDSKINS | | OPPONENTS | |
| | HIGH | LOW | HIGH | LOW |
| Points | 31 vs. GB | 9 vs. IND | 43 @NO | 3 @TB |
| First Downs | 30 @ARI | 15 vs. DAL, @TB | 29 @TB | 14 @ARI |
| Total Offense | 429 @ARI | 283 @NO | 501 @TB | 213 @ARI |
| Net Yards Rushing | 182 @ARI, @NYG | 39 @NO | 154 vs. ATL | 37 @NYG |
| Net Yards Passing | 292 vs. IND | 156 vs. CAR | 398 @TB | 153 @ARI |
| Offensive Plays | 75 @ARI | 55 vs. GB, @TB | 68 @NYG | 51 @ARI |
| Rushing Attempts | 42 @ARI | 15 vs. ATL | 32 @NO | 14 @NYG |
| Pass Attempts | 46 vs. IND, vs. ATL | 20 vs. GB | 47 @NYG | 29 @NO |
| Pass Completions | 33 vs. IND | 12 vs. GB | 30 @NYG | 20 @ARI |
| Passes Had Intercepted | 1 vs. Multiple | 0 vs. Multiple | 2 vs. Multiple | 0 vs. Multiple |
| Sacks Allowed | 3 vs. Multiple | 0 vs. GB, @NYG | 7 @NYG | 1 vs. IND, vs. CAR |
| Fumbles | 3 @ARI | 0 vs. Multiple | 3 vs. DAL | 0 vs. Multiple |
| Fumbles Lost | 1 vs. Multiple | 0 vs. Multiple | 2 vs. Multiple | 0 vs. Multiple |
| Total Turnovers | 2 @NO | 0 vs. Multiple | 4 @TB | 1 vs. Multiple |
| Penalties | 10 vs. ATL | 5 vs. CAR, vs. DAL | 11 vs. GB, @NYG | 4 @NO |
| Yards Penalized | 147 vs. ATL | 35 vs. DAL | 115 vs. GB | 26 vs. IND |
| Time of Possession | 38:08 @ARI | 26:43 @NO | 33:17 @NO | 21:52 @ARI |
| Defensive Interceptions | 2 vs. Multiple | 0 vs. Multiple | 1 vs. Multiple | 0 vs. Multiple |
| Total Takeaways | 4 @TB | 1 vs. Multiple | 2 @NO, vs. DAL | 0 vs. CAR, @TB |
| Drive (plays) | 15 @ARI, vs. ATL | 1 vs. CAR, @NYG | 16 @NYG | 1 vs. Multiple |
| Drive (yards) | 98 vs. GB | (-6) vs. ATL | 86 vs. ATL | (-13) vs. DAL |
| Third Down Conversions | 7 vs. CAR | 3 vs. DAL | 10 vs. ATL | 1 @ARI |

| | REGULAR SEASON INDIVIDUAL HIGHS | |
|----------------------------------|--|--|
| | REDSKINS | OPPONENTS |
| Yards Rushing | 149 by Adrian Peterson @NYG | 88 by Tevin Coleman vs. ATL |
| Rushing Attempts | 26 by Adrian Peterson @ARI, @NYG | 16 by Mark Ingram @NO |
| Rushing TDs | 2 by Adrian Peterson vs. GB | 2 by Mark Ingram @NO |
| Receptions | 13 by Chris Thompson vs. IND | 9 by Saquon Barkley @NYG |
| Yards Receiving | 124 by Maurice Harris vs. ATL | 136 by Odell Beckham Jr. @NYG |
| Receiving TDs | 1 by Multiple | 2 by Tre'Quan Smith @NO, Tevin Coleman vs. ATL |
| Combined Yards (rush/rec) | 166 by Adrian Peterson @ARI | 156 by Tevin Coleman vs. ATL |
| All-Purpose Yards (rush/rec/ret) | 166 by Adrian Peterson @ARI | 156 by Tevin Coleman vs. ATL |
| Yards Passing | 306 by Alex Smith vs. ATL | 406 by Ryan Fitzpatrick @TB |
| Pass Attempts | 46 by Alex Smith vs. IND, vs. ATL | 47 by Eli Manning @NYG |
| Pass Completions | 33 by Alex Smith vs. IND | 30 by Eli Manning @NYG |
| TD Passes | 2 by Alex Smith vs. Multiple | 4 by Matt Ryan vs. ATL |
| Interceptions Thrown | 1 by Alex Smith vs. Multiple | 2 by Multiple |
| Longest Run | 64 by Adrian Peterson @NYG | 18 by Jordan Wilkins vs. IND, DJ Moore vs. CAR |
| Longest Pass Completion | 52 from Alex Smith to Adrian Peterson @ARI | 64 from Aaron Rodgers to Geronimo Allison vs. GB |
| Longest Kickoff Return | 26 by Danny Johnson @NO | 30 by Taysom Hill @NO, Qaudree Henderson @NYG |
| Longest Punt Return | 12 by Trey Quinn @ARI | 44 by Christian Kirk @ARI |
| Longest Interception Return | 32 by Josh Norman @TB | 77 by Justin Hardee @NO |
| Longest Punt | 62 by Tress Way vs. ATL | 60 by Andy Lee @ARI |
| Longest Field Goal | 56 by Dustin Hopkins vs. CAR | 47 by Brett Maher vs. DAL |
| Touchdowns Scored | 2 by Adrian Peterson vs. GB, @NYG | 2 by Multiple |
| Points Scored | 12 by Adrian Peterson vs. GB, @NYG | 12 by Multiple |

2018 WASHINGTON REDSKINS STATISTICS (THE LAST TIME)

TEAM TOTALS

Won in Overtime

By Redskins: 10/27/14 at Dallas Cowboys, 20-17 OT (last score at 9:43 on 40-yard field goal by Kai Forbath)
 By Opponent: 11/19/17 at New Orleans Saints, 34-31 OT (last score at 7:25 on 28-yard field goal by Wil Lutz)

Won by Scoring in the Last Two Minutes of Regulation

By Redskins: 11/5/17 at Seattle Seahawks, 17-14 (last score at :59 on 1-yard touchdown run from Rob Kelley)
 By Opponent: 10/2/17 at Kansas City Chiefs, 29-20 (go-ahead score at :04 on 43-yard field goal from Harrison Butker)

Tied Game by Scoring in the Last Two Minutes of Regulation

By Redskins: 10/2/17 loss at Kansas City Chiefs, 29-20 (tied game, 20-20, at :47 on 40-yard field goal by Dustin Hopkins)
 By Opponent: 11/19/17 loss at New Orleans Saints, 34-31 OT (tied game at 31 with 1:03 on Alvin Kamara 18-yard touchdown pass from Drew Brees)

Shutout

By Redskins: 9/30/91 vs. Philadelphia Eagles, 23-0
 By Opponent: 12/7/14 vs. St. Louis Rams, 24-0

Held Opponent without a Touchdown

By Redskins: 11/11/18 win at Tampa Bay, 16-3
 By Opponent: 9/16/18 loss vs. Indianapolis Colts, 21-9

Game Finished in a Tie

Redskins Home: 11/23/97 vs. New York Giants, 7-7
 Redskins Away: 10/30/16 at Cincinnati Bengals, 27-27

Scoreless First Half, Both Teams

Redskins Home: 10/19/08 win vs. Cleveland Browns, 14-11
 Redskins Away: None since 1970

Held Opponent Scoreless in First Half

By Redskins: 9/9/18 win at Arizona Cardinals, 24-6 (led 21-0 at halftime)
 By Opponent: 1/1/17 loss vs. New York Giants, 19-10 (trailed 10-0 at halftime)

Won by 20 or More Points

By Redskins: 12/24/16 at Chicago Bears, 41-21
 By Opponent: 11/4/18 vs. Atlanta Falcons, 38-14

Won After Trailing by 20 or More Points

By Redskins: 10/25/15 vs. Tampa Bay Buccaneers, 31-30 (trailed 24-0 in 2nd quarter)
 By Opponent: 9/12/99 vs. Dallas Cowboys, 41-35 OT (trailed 14-35 in 4th quarter)

Held a 28 or More Point Lead

By Redskins: 11/15/15 win vs. New Orleans Saints, 47-14 (33)
 By Opponent: 10/8/18 loss at New Orleans Saints, 43-19 (led 43-13 in 4th quarter)

Held a 21 or More Point Lead

By Redskins: 9/9/18 win at Arizona Cardinals, 24-6 (led 21-0 in the 3rd quarter)
 By Opponent: 11/4/18 loss vs. Atlanta Falcons, 38-14

Scored 20 or More Points in a Quarter

By Redskins: 9/9/18 win at Arizona Cardinals, 24-6 (21 points in the 2nd quarter)
 By Opponent: 10/8/18 loss at New Orleans Saints, 43-19 (20 points in the 2nd quarter)

Scored 20 or More Points in a Half

By Redskins: 9/23/18 win vs. Green Bay Packers, 31-17 (28 points in 1st half)
 By Opponent: 11/4/18 loss vs. Atlanta Falcons, 38-14 (21 points in 1st half)

Touchdowns Scored by Offense and Defense

By Redskins: 10/21/18 win vs. Dallas Cowboys, 20-17 (1 offense, 1 defense)
 By Opponent: 10/29/17 loss vs. Dallas Cowboys, 33-19 (2 offense, 1 defense)

Touchdowns Scored by Offense, Defense and Special Teams

By Redskins: 12/7/97 win vs. Arizona Cardinals, 38-28 (3 offense, 1 defense, 1 special teams)
 By Opponent: 9/5/88 loss at New York Giants, 27-20 (1 offense, 1 defense, 1 special teams)

Safety Scored

By Redskins: 1/10/16 Preston Smith vs. Green Bay Packers (NFC Wild Card) (Aaron Rodgers sacked in end zone)
 By Opponent: 11/5/17 Bobby Wagner at Seattle Seahawks (Kirk Cousins sacked in end zone)

Successful Two-Point Conversion

By Redskins: 12/26/15 Kirk Cousins pass to Jamison Crowder at Philadelphia Eagles
 By Opponent: 10/14/18 Cam Newton pass to Torrey Smith vs. Carolina Panthers

2018 WASHINGTON REDSKINS STATISTICS (THE LAST TIME)

TEAM TOTALS

No Penalties in Game

By Redskins: 11/16/03 loss at Carolina Panthers, 20-17
 By Opponent: 11/5/89 loss vs. Dallas Cowboys, 13-3

50 or More Points Scored in a Game

By Redskins: 10/23/05 win vs. San Francisco 49ers, 52-17
 By Opponent: 11/15/10 loss vs. Philadelphia Eagles, 59-28

40 or More Points Scored in a Game

By Redskins: 12/24/16 win at Chicago Bears, 41-21
 By Opponent: 10/8/18 loss at New Orleans Saints, 43-19

OFFENSIVE TOTALS

500 or More Total Net Yards of Offense

By Redskins: 11/24/16 loss at Dallas Cowboys, 31-26 (505; 56 rushing, 449 passing)
 By Opponent: 11/11/18 win at Tampa Bay, 16-3 (501; 103 rushing, 398 passing)

400 or More Total Net Yards of Offense

By Redskins: 9/9/18 win at Arizona Cardinals, 24-6 (429; 182 rushing, 247 passing)
 By Opponent: 11/11/18 win at Tampa Bay, 16-3 (501; 103 rushing, 398 passing)

300 or More Net Yards Rushing by Team

By Redskins: 11/3/85 win at Atlanta Falcons, 44-10 (307)
 By Opponent: 11/29/59 loss at New York Giants, 45-14 (351)

200 or More Net Yards Rushing by Team

By Redskins: 9/17/17 win at Los Angeles Rams, 27-20 (229)
 By Opponent: 12/31/17 loss at New York Giants, 18-10 (260)

Individual 200-Yard Rushing Game

By Redskins: 12/30/12 Alfred Morris (33-200-3 TDs) vs. Dallas Cowboys
 By Opponent: 12/30/06 Tiki Barber (23-234-3 TDs) vs. New York Giants

Individual 150-Yard Rushing Game

By Redskins: 12/30/12 Alfred Morris (33-200-3 TDs) vs. Dallas Cowboys
 By Opponent: 12/31/17 Orleans Darkwa (20-154-1 TD) at New York Giants

Individual 100-Yard Rushing Game

By Redskins: 10/28/18 Adrian Peterson (26-149-1 TD) at New York Giants
 By Opponent: 12/31/17 Orleans Darkwa (20-154-1 TD) at New York Giants

Two 100-Yard Rushers in the Same Game

By Redskins: 12/4/05 Clinton Portis (27-136-2 TDs) & Rock Cartwright (9-118) at St. Louis Rams
 By Opponent: 11/3/96 Darick Holmes (22-122-3 TDs) & Thurman Thomas (23-107-1 TD) at Buffalo Bills

Consecutive 100-Yard Rushing Games (Same Season)

By Redskins: 11/19/17 - Samaje Perine (23-117-1 TD) at New Orleans Saints / Samaje Perine (24-100) vs. New York Giants
 11/23/17
 By Opponent: 12/19/16 - Jonathan Stewart (25-132) vs. Carolina Panthers / Jordan Howard (18-119) at Chicago Bears / Paul Perkins (21-102) vs. New York
 1/1/17 Giants

Combined 200-Yard Rushing by Two Players

By Redskins: 12/30/12 263 by Alfred Morris (33-200-3 TDs) & Robert Griffin III (6-63-1 TD) vs. Dallas Cowboys
 By Opponent: 12/31/17 243 by Orleans Darkwa (20-154-1 TD) & Wayne Gallman (15-89-) at New York Giants

Individual with 30 or More Carries

By Redskins: 12/30/12 Alfred Morris (33-200-3 TDs) vs. Dallas Cowboys
 By Opponent: 10/29/17 Ezekiel Elliott (33-150-2 TDs) vs. Dallas Cowboys

Individual with 25 or More Carries

By Redskins: 10/28/18 Adrian Peterson (26-149-1) at New York Giants
 By Opponent: 11/30/17 Alfred Morris (27-127-1 TD) at Dallas Cowboys

Rushing Play of 60 or More Yards

By Redskins: 10/28/18 64t by Adrian Peterson at New York Giants
 By Opponent: 12/31/17 75t by Orleans Darkwa at New York Giants

2018 WASHINGTON REDSKINS STATISTICS (THE LAST TIME)

OFFENSIVE TOTALS

Rushing Play of 40 or More Yards

By Redskins: 10/28/18 64t by Adrian Peterson at New York Giants
 By Opponent: 12/31/17 75t by Orleans Darkwa at New York Giants

Individual with Two or More Rushing Touchdowns

By Redskins: 9/23/18 Adrian Peterson (19-120-2 TDs) vs. Green Bay Packers
 By Opponent: 10/29/17 Ezekiel Elliott (33-150-2 TDs) vs. Dallas Cowboys

400 Net Yards Passing by Team

By Redskins: 11/24/16 loss at Dallas Cowboys, 31-26 (449)
 By Opponent: 1/3/16 win at Dallas Cowboys, 34-23 (412)

300 Net Yards Passing by Team

By Redskins: 11/19/17 loss at New Orleans Saints, 34-31 OT (300)
 By Opponent: 11/11/18 win at Tampa Bay, 16-3, (398)

Individual with 50 or More Pass Attempts

By Redskins: 11/24/16 Kirk Cousins (53-41-449-3 TDs) at Dallas Cowboys
 By Opponent: 12/26/15 Sam Bradford (56-37-380-1 TD-0 INTs) at Philadelphia Eagles

Individual with 40 or More Pass Attempts

By Redskins: 11/4/18 Alex Smith (46-30-306-1 TD-1 INT) vs. Atlanta Falcons
 By Opponent: 11/11/18 Ryan Fitzpatrick (41-29-406-0 TD-2 INTs) at Tampa Bay

Individual with 30 or More Pass Completions

By Redskins: 11/4/18 Alex Smith (46-30-306-1 TD-1 INT) vs. Atlanta Falcons
 By Opponent: 10/28/18 Eli Manning (47-30-316-1 TD-2 INTs) at New York Giants

Individual with 25 or More Pass Completions

By Redskins: 11/4/18 Alex Smith (46-30-306-1 TD-1 INT) vs. Atlanta Falcons
 By Opponent: 11/11/18 Ryan Fitzpatrick (41-29-406-0 TD-2 INTs) at Tampa Bay

No Sacks Allowed

By Redskins: 10/28/18 win at New York Giants (32 attempts by Alex Smith)
 By Opponent: 11/12/17 loss vs. Minnesota Vikings (29 attempts by Case Keenum)

Individual 400-Yard Passing Game

By Redskins: 11/24/16 Kirk Cousins (53-41-449-3 TDs) at Dallas Cowboys
 By Opponent: 11/11/18 Ryan Fitzpatrick (41-29-406-0 TD-2 INTs) at Tampa Bay

Individual 300-Yard Passing Game

By Redskins: 11/4/18 Alex Smith (46-30-306-1 TD-1 INT) vs. Atlanta Falcons
 By Opponent: 11/11/18 Ryan Fitzpatrick (41-29-406-0 TD-2 INTs) at Tampa Bay

Consecutive 300-Yard Passing Games (Same Season)

By Redskins: 11/12/17 - Kirk Cousins (45-26-327-1 TD-1 INT) vs. Minnesota Vikings; Kirk Cousins (32-22-322-3 TDs) at New Orleans Saints
 11/19/17
 By Opponent: 10/28/18 - Eli Manning (47-30-316-1 TD-2 INTs) at New York Giants; Matt Ryan (38-26-350-4 TDs-1 INT) vs. Atlanta Falcons; Ryan
 11/11/18 Fitzpatrick (41-29-406-0 TD-2 INTs) at Tampa Bay

Individual with Four or More Touchdown Passes

By Redskins: 12/26/15 Kirk Cousins (46-31-365-4 TDs) at Philadelphia Eagles
 By Opponent: 11/4/18 Matt Ryan (38-26-350-4 TDs-1 INT) vs. Atlanta Falcons

Individual with Five or More Touchdown Passes

By Redskins: 11/10/91 Mark Rypien (31-16-442-6 TDs) vs. Atlanta Falcons
 By Opponent: 11/22/15 Cam Newton (34-21-246-5 TDs) at Carolina Panthers

Individual with 10 or More Receptions

By Redskins: 11/4/18 Maurice Harris (10-124) vs. Atlanta Falcons
 By Opponent: 11/5/17 Zach Ertz (10-112) at Philadelphia Eagles

Individual 200-Yard Receiving Game

By Redskins: 10/21/01 Rod Gardner (6-208-1 TD) vs. Carolina Panthers
 By Opponent: 11/16/14 Mike Evans (7-209-2 TDs) vs. Tampa Bay Buccaneers

2018 WASHINGTON REDSKINS STATISTICS (THE LAST TIME)

OFFENSIVE TOTALS

Individual 150-Yard Receiving Game

By Redskins: 9/24/17 Chris Thompson (6-150-1 TD) vs. Oakland Raiders
 By Opponent: 11/12/17 Adam Thielen (8-166-1 TD) vs. Minnesota Vikings

Individual 100-Yard Receiving Game

By Redskins: 11/4/18 Maurice Harris (10-124) vs. Atlanta Falcons
 By Opponent: 11/11/18 Jacquizz Rodgers (8-102) & Chris Godwin (7-103) at Tampa Bay

Two 100-Yard Receivers in the Same Game

By Redskins: 11/20/16 Pierre Garçon (6-116-1 TD) & Jamison Crowder (3-102-1 TD) vs. Green Bay Packers
 By Opponent: 11/11/18 Jacquizz Rodgers (8-102) & Chris Godwin (7-103) at Tampa Bay

Consecutive 100-Yard Receiving Games (Same Season)

By Redskins: 12/11/16 - DeSean Jackson (3-102-1 TD) at Philadelphia Eagles; DeSean Jackson (7-111) vs. Carolina Panthers; DeSean Jackson (5-114) at
 12/24/16 Chicago Bears
 By Opponent: 10/28/18 - Odell Beckham Jr. (8-136) at New York Giants; Julio Jones (7-121-1 TD) vs. Atlanta Falcons; Jacquizz Rodgers (8-102) & Chris
 11/11/18 Godwin (7-103) at Tampa Bay

Pass Play of 80 or More Yards

By Redskins: 12/11/16 80t by Kirk Cousins to DeSean Jackson at Philadelphia Eagles
 By Opponent: 11/22/12 85t by Tony Romo to Dez Bryant at Dallas Cowboys

Pass Play of 60 or More Yards

By Redskins: 10/2/17 69 by Kirk Cousins to Vernon Davis at Kansas City Chiefs
 By Opponent: 10/8/18 62t by Drew Brees to Tre'Quan Smith at New Orleans Saints

Pass Play of 40 or More Yards

By Redskins: 9/23/18 46t by Alex Smith to Paul Richardson Jr. vs. Green Bay Packers
 By Opponent: 11/4/18 40 by Matt Ryan to Calvin Ridley vs. Atlanta Falcons

Individual with Four or More Touchdown Receptions

By Redskins: Never
 By Opponent: 11/18/07 Terrell Owens (8-173-4 TDs) at Dallas Cowboys

Individual with Three or More Touchdown Receptions

By Redskins: 10/1/06 Santana Moss (4-138-3 TDs) vs. Jacksonville Jaguars
 By Opponent: 12/14/14 Odell Beckham Jr. (12-143-3 TDs) at New York Giants

Led Team in Both Rushing and Receiving Yards in the Same Game

By Redskins: 9/9/18 Adrian Peterson (26-96 rushing, 2-70 receiving) at Arizona Cardinals
 By Opponent: 12/4/16 David Johnson (18-84 rushing, 9-91 receiving) at Arizona Cardinals

100-Yard Rusher & 100-Yard Receiver in the Same Game

By Redskins: 11/23/17 Samaje Perine (24-100) & Jamison Crowder (7-141-1 TD) vs. New York Giants
 By Opponent: 12/24/16 Jordan Howard (18-119) & Cameron Meredith (9-135-1 TD) at Chicago Bears

100-Yard Rusher, 100-Yard Receiver & 300-Yard Passer in the Same Game

By Redskins: 11/20/16 Kirk Cousins (30-21-375-3 TDs) Rob Kelley (24-137-3 TDs) Pierre Garçon (6-116-1 TD) Jamison Crowder (3-102-1 TD) vs. Green
 Bay Packers
 By Opponent: 12/24/16 Jordan Howard (18-119) Cameron Meredith (9-135-1 TD) Matt Barkley (40-24-323-2 TDs-5 INTs) at Chicago Bears

Individual with at Least One Rushing Touchdown and One Receiving Touchdown in the Same Game

By Redskins: 10/28/18 Adrian Peterson (26-149-1 TD rushing, 1-7 1 TD receiving) at New York Giants
 By Opponent: 9/17/17 Todd Gurley II (16-88-1 TD rushing, 3-48-1 TD receiving) at Los Angeles Rams

Individual with at Least One Rushing Touchdown and One Touchdown Pass in the Same Game

By Redskins: 11/12/17 Kirk Cousins (45-26-327-1 TD- 1 INT passing; 4-5-2 TDs rushing) vs. Minnesota Vikings
 By Opponent: 10/2/17 Alex Smith (37-27-293-1 TD passing, 7-56-1 TD rushing) at Kansas City Chiefs

No Turnovers

By Redskins: 10/28/18 win at New York Giants, 20-13
 By Opponent: 11/11/18 win at Tampa Bay, 16-3

Touchdown Scored on First Drive

By Redskins: 10/21/18 win vs. Dallas Cowboys, 20-17 (6 plays, 52 yards, 3:13 / A. Smith pass to K. Bibbs for 23 yd.)
 By Opponent: 11/4/18 loss vs. Atlanta Falcons, 38-14 (7 plays, 81 yards, 3:04 / M. Ryan pass to T. Coleman for 39 yd.)

2018 WASHINGTON REDSKINS STATISTICS (THE LAST TIME)

DEFENSIVE TOTALS

Held Opponent Under 200 Net Yards of Total Offense

By Redskins: 11/23/17 win vs. New York Giants, 20-10 (170; 84 rushing, 86 passing)
 By Opponent: 12/31/17 loss at New York Giants, 18-10 (197; 61 rushing, 136 passing)

Held Opponent Under 300 Net Yards of Total Offense

By Redskins: 9/16/18 loss vs. Indianapolis Colts, 21-9 (281; 104 rushing, 177 passing)
 By Opponent: 11/11/18 win at Tampa Bay, 16-3 (286; 116 rushing, 170 passing)

Held Opponent Under 50 Yards Rushing

By Redskins: 10/28/18 win at New York Giants, 20-13 (37)
 By Opponent: 10/8/18 loss at New Orleans Saints, 43-19 (39)

Held Opponent Under 75 Yards Rushing

By Redskins: 10/28/18 win at New York Giants, 20-13 (37)
 By Opponent: 10/8/18 loss at New Orleans Saints, 43-19 (39)

Held Opponent Under 100 Yards Rushing

By Redskins: 10/28/18 win at New York Giants, 20-13 (37)
 By Opponent: 11/4/18 loss vs. Atlanta Falcons, 38-14 (79)

Held Opponent Under 100 Net Yards Passing

By Redskins: 11/30/17 loss at Dallas Cowboys, 38-14 (93)
 By Opponent: 11/23/14 loss at San Francisco 49ers, 17-13 (77)

Held Opponent Under 150 Net Yards Passing

By Redskins: 9/9/18 win at Arizona Cardinals, 24-6 (145)
 By Opponent: 12/10/17 loss at Los Angeles Chargers, 30-13 (136)

Interception Return for a Touchdown

By Redskins: 12/10/17 Bashaud Breeland at Los Angeles Chargers (96 yards)
 By Opponent: 11/23/17 Janoris Jenkins vs. New York Giants (53 yards)

Individual with Three or More Interceptions

By Redskins: 10/24/10 DeAngelo Hall at Chicago Bears (4)
 By Opponent: 10/16/11 Kurt Coleman vs. Philadelphia Eagles (3)

Individual with Two or More Interceptions

By Redskins: 10/28/18 D.J. Swearingen at New York Giants (2)
 By Opponent: 12/31/17 Kelvin Sheppard at New York Giants (2)

Seven or More Sacks by Team

By Redskins: 10/28/18 win at New York Giants, 20-13 (7)
 By Opponent: 12/14/14 loss at New York Giants, 24-13 (7)

Six or More Sacks by Team

By Redskins: 10/28/18 win at New York Giants, 20-13 (7)
 By Opponent: 11/23/17 win vs. New York Giants (6)

Five or More Sacks by Team

By Redskins: 10/28/18 win at New York Giants, 20-13 (7)
 By Opponent: 11/23/17 win vs. New York Giants (6)

Individual with Four or More Sacks

By Redskins: 9/14/14 Ryan Kerrigan vs. Jacksonville Jaguars (4)
 By Opponent: 12/1/13 Justin Tuck vs. New York Giants (4)

Individual with Three or More Sacks

By Redskins: 12/26/15 Preston Smith at Philadelphia Eagles (3)
 By Opponent: 12/1/13 Justin Tuck vs. New York Giants (4)

Individual with Two or More Sacks

By Redskins: 10/28/18 Matt Ioannidis at New York Giants (2)
 By Opponent: 11/4/18 Jack Crawford vs. Atlanta Falcons (2)

Fumble Returned for Touchdown

By Redskins: 10/21/18 Preston Smith vs. Dallas Cowboys (1 yard)
 By Opponent: 10/2/17 Justin Houston at Kansas City Chiefs (13 yards)

2018 WASHINGTON REDSKINS STATISTICS (THE LAST TIME)

SPECIAL TEAMS TOTALS

Kickoff Return for a Touchdown

By Redskins: 11/22/15 Andre Roberts at Carolina Panthers (99 yards)
 By Opponent: 10/16/16 Wendell Smallwood vs. Philadelphia Eagles (86 yards)

Punt Return for a Touchdown

By Redskins: 10/9/16 Jamison Crowder at Baltimore Ravens (85 yards)
 By Opponent: 11/30/17 Ryan Switzer at Dallas Cowboys (83 yards)

Blocked Punt

By Redskins: 10/18/15 Jeron Johnson at New York Jets
 By Opponent: 9/24/15 Rashad Jennings at New York Giants

Missed Extra Point Attempt

By Redskins: 12/10/17 Nick Rose at Los Angeles Chargers (hit left upright)
 By Opponent: 10/14/18 Graham Gano vs. Carolina Panthers (wide left)

Blocked Field Goal Attempt

By Redskins: 12/24/16 Preston Smith at Chicago Bears
 By Opponent: 10/29/17 Tyrone Crawford vs. Dallas Cowboys

Blocked Field Goal returned for a TD

By Redskins: 9/24/72 Mike Bass vs. St. Louis Cardinals (32 yards)
 By Opponent: 1/8/00 Ron Rice vs. Detroit Lions (94 yards)

Individual with Five or More Field Goals

By Redskins: 9/25/16 Dustin Hopkins at New York Giants (5)
 By Opponent: 12/17/17 Phil Dawson vs. Arizona Cardinals (5)

Individual with Four or More Field Goals

By Redskins: 11/13/16 Dustin Hopkins vs. Minnesota Vikings (4)
 By Opponent: 12/17/17 Phil Dawson vs. Arizona Cardinals (5)

Individual with Three or More Field Goals

By Redskins: 11/11/18 Dustin Hopkins at Tampa Bay (3)
 By Opponent: 12/17/17 Phil Dawson vs. Arizona Cardinals (5)

Individual with 70-yard or More Punt

By Redskins: 9/25/14 Tress Way vs. New York Giants (77 yards)
 By Opponent: 11/17/13 Donnie Jones at Philadelphia Eagles (70 yards)

Individual with 60-yard or More Punt

By Redskins: 11/4/18 Tress Way vs. Atlanta Falcons (62 yards)
 By Opponent: 9/9/18 Andy Lee at Arizona Cardinals (60 yards)

Individual with 50-yard or More Field Goal

By Redskins: 10/28/18 Dustin Hopkins at New York Giants (53 yards)
 By Opponent: 11/19/17 Wil Lutz at New Orleans Saints (52 yards)

Back to Back Kickoff Returns for Touchdowns

By Redskins: 9/23/73 Herb Mul-Key at St. Louis Cardinals (97 yards)
 By Opponent: 9/23/73 Don Shy at St. Louis Cardinals (97 yards)

Blocked Punt, Returned for Touchdown

By Redskins: 10/18/15 Rashad Ross at New York Jets (recovery in end zone)
 By Opponent: 9/7/14 Alfred Blue at Houston (5 yards)

Successful Onside Kick

By Redskins: 10/25/15 vs. Tampa Bay Buccaneers (kicked by Dustin Hopkins, recovered by Trenton Robinson)
 By Opponent: 11/8/15 at New England Patriots (kicked by Stephen Gostkowski, recovered by Jonathan Freeny)

No Punts

By Redskins: 11/5/00 loss at Arizona Cardinals, 16-15
 By Opponent: 10/8/18 loss at New Orleans Saints, 43-19

Successful Fake Punt

By Redskins: 11/19/17 Niles Paul five-yard run at New Orleans
 By Opponent: 9/17/17 Johnny Hekker 28-yard pass to Josh Reynolds at Los Angeles Rams

Successful Fake Field Goal

By Redskins: 11/15/09 Hunter Smith 35-yard pass to Mike Sellers vs. Denver Broncos
 By Opponent: 10/6/14 Jon Ryan five-yard run vs. Seattle Seahawks

GAME SUMMARIES

GAME SUMMARIES

Sept. 9, 2018

GAME 1

State Farm Stadium (Glendale, Ariz.)

REDSKINS 24, CARDINALS 6

GLENDALE, Ariz. - Alex Smith looked like his old self. So did Adrian Peterson. When the 34-year-old Smith wasn't carving up the Arizona defense, the 33-year-old Peterson was running through it. The result was a 24-6 Washington victory on Sunday, coach Jay Gruden's first win in a season opener in five tries, and it was even more dominant than the final score would indicate.

Smith and Peterson were playing their first game as Redskins and the two veterans made an impact from the start. Smith, acquired from Kansas City in the offseason to replace Kirk Cousins, completed 21 of 30 passes without an interception and had TD throws of 13 yards to Chris Thompson and 4 yards to Jordan Reed. Peterson rushed for 96 yards on 26 carries, including a 1-yard touchdown run.

Peterson, who played for Arizona a year ago and signed with Washington as a free agent on Aug. 20, finished his day with a 52-yard reception, but fumbled at the end of the play. The Redskins outgained the Cardinals 429-213 and had 30 first downs to Arizona's 14 and it was even more one-sided before the Cardinals showed some life late in the game. Washington rushed for 182 yards to Arizona's 68.

Arizona avoided a shutout when David Johnson ran 2 yards for a touchdown with 5:47 to play. Johnson, who signed a three-year, \$39 million contract extension with Arizona on Saturday night with \$30 million guaranteed, carried nine times for 37 yards and caught five passes for 30 yards. Sam Bradford, in his debut as Cardinals quarterback, was 20 of 34 for 153 yards and was intercepted once. The Redskins manhandled the Arizona defense in a dominant first half to lead 21-0 at the break. And the Arizona team under the new coaching regime was booed roundly as it left the field.

The statistics were stunningly one-sided through the first two quarters: 261 yards for the Redskins to 36 yards for the Cardinals. Smith completed 17 of 20 passes for 171 yards and two touchdowns. Bradford, meanwhile, was 3 of 7 for 11 yards. Washington had the ball for 22 minutes, 57 seconds to the Cardinals' 7:03. Arizona got two first downs on its first possession and went three-and-out the only other two times it had the ball in the first half.

Washington, meanwhile, had touchdown drives of 80, 73 and 92 yards behind a powerful rushing game and the efficient management of Smith. The first scoring drive went 80 yards in 11 plays, Smith went 13 yards to Thompson on the first play of the second quarter for the score.

After Arizona's first three-and-out, Washington used up 9:06 in a 15-play, 73-yard drive, Peterson plowing in from the 1-yard line to make it 14-0. The Cardinals went nowhere again and the Redskins took advantage of their last chance of the half. Smith completed 7 of 7 passes for 77 yards in a 10-play, 92-yard drive. Smith threw 4 yards to Reed for the touchdown and it was 21-0 with 8 seconds left in the half.

| TEAM | QTR | TIME | SCORING PLAY | DRIVE | PHI | WAS |
|------|-----|-------|--|-------------|-----|-----|
| WAS | 2 | 14:54 | C.Thompson 13 yd. pass from A.Smith (D.Hopkins kick) | 11-80, 5:53 | 7 | 0 |
| WAS | 2 | 4:10 | A.Peterson 1 yd. run (D.Hopkins kick) | 15-73, 9:06 | 14 | 0 |
| WAS | 2 | 0:08 | J.Reed 4 yd. pass from A.Smith (D.Hopkins kick) | 10-92, 3:11 | 21 | 0 |
| WAS | 4 | 12:13 | D.Hopkins 31 yd. Field Goal | 10-63, 4:42 | 24 | 0 |
| ARI | 4 | 5:47 | D.Johnson 2 yd. run (pass failed) | 13-75, 6:26 | 24 | 6 |

PASSING

WAS: A. Smith 21-30 255, 2 TD

ARI: S. Bradford 20-34 153, 1 INT

RUSHING

WAS: A. Peterson 26-96, 1 TD, C.Thompson 5-65, A. Smith 8-14, R. Kelley 3-7

ARI: D. Johnson 9-37 1 TD, C. Edmonds 4-24, S. Bradford 2-7

RECEIVING

WAS: C.Thompson 6-63, 1 TD, J. Reed 4-48, 1 TD, P. Richardson 4-22, J. Crowder 3-32, A. Peterson 2-70, J. Doctson 1-11, V. Davis 1-9

ARI: L. Fitzgerald 7-76, D. Johnson 5-30, C. Edmonds 4-24, R. Seals-Jones 3-19, C. Kirk 1-4, C. Williams 0-0

PUNT RETURNS

WAS: T. Quinn 2-12

ARI: C. Kirk 2-44

KICKOFF RETURNS

WAS: D. Johnson 1-24

ARI: None

SACKS

WAS: R. Anderson 1-4, M. Ioannidis 1-4

ARI: R. Nkemdiche 1-1, C. Jones 1-7, P. Peterson 1-0

INTERCEPTIONS

WAS: Q. Dunbar 1-0

ARI: None

GAME SUMMARIES

Sept. 16, 2018

GAME 2

FedExField (Landover, Md.)

COLTS 21, REDSKINS 9

LANDOVER, Md. -- Andrew Luck could recall a critical error the Indianapolis Colts made on almost every possession, some he made.

When it mattered most, he was almost perfect. Luck shook off two interceptions and capped a methodical drive with his second touchdown of the game to help the Colts beat the Washington Redskins 21-9 Sunday and pick up their first victory of the season.

Luck was 21 of 31 for 179 yards and had a TD pass in a 25th consecutive game, the longest active streak in the NFL. He was 7 of 8 for 62 yards on a 13-play, 75-yard drive that culminated in a Luck-to-T.Y. Hilton score that put Indianapolis (1-1) up 21-9 early in the fourth quarter.

"When we needed to, we put a drive together and got points," Luck said. "On the longer drive where we ended up with a touchdown, everybody, we all just did our jobs and we did them well."

Executing first-year coach Frank Reich's creative play-calling scheme, Luck also found Eric Ebron for a touchdown on the game's opening drive. The balanced offensive attack with 27 rushing and 31 passing attempts kept the Redskins' defense off balance and allowed Luck to pick apart a secondary that struggled in coverage and tackling.

The Colts avoided starting 0-2 for the first time since 2013.

"We felt like we let one slip last week," Hilton said. "In the third quarter we kind of went back to our ways and then we picked it up in the fourth quarter and got it going."

After putting up a Week 1-best 182 rushing yards, the Redskins (1-1) put up just 65 yards on 22 carries. Adrian Peterson was limited to 20 yards on 11 carries, and receiver Jamison Crowder was actually Washington's leading rusher with 29 yards on two sweep plays.

Dropped balls and shoddy offensive line play hampered QB Alex Smith on a day he was 33 of 46 for 292 yards.

"Our running game suffered and we were pretty much one-dimensional," coach Jay Gruden said. "We didn't have a very good run plan. ... Didn't give [Peterson] any good looks."

| TEAM | QTR | TIME | SCORING PLAY | DRIVE | IND | WAS |
|------|-----|-------|--|---------------|-----|-----|
| IND | 1 | 9:25 | E.Ebron 7 yd. pass from A.Luck [A.Vinatieri kick] | [11-75, 5:35] | 7 | 0 |
| WAS | 2 | 11:12 | D.Hopkins 49 yd. Field Goal | [5-27, 1:57] | 7 | 3 |
| IND | 2 | 6:51 | N.Hines 8 yd. run [A.Vinatieri kick] | [8-75, 4:21] | 14 | 3 |
| WAS | 3 | 5:40 | D.Hopkins 27 yd. Field Goal | [7-20, 3:37] | 14 | 6 |
| WAS | 4 | 13:28 | D.Hopkins 49 yd. Field Goal | [11-42, 6:07] | 14 | 9 |
| IND | 4 | 7:32 | T.Hilton 3 yd. pass from A.Luck [A.Vinatieri kick] | [13-75, 5:56] | 21 | 9 |

PASSING

WAS: A. Smith 33-46, 292

IND: A. Luck 21-31, 179, 2 TD, 2 INT

RUSHING

WAS: J. Crowder 2-29, A. Peterson 11-20, A. Smith 4-14, C. Thompson 4-1, R. Kelley 1-1

IND: J. Wilkins 10-61, M. Mack 10-34, N. Hines 4-7 1 TD, A Luck 4-2

RECEIVING

WAS: C.Thompson 13-92, J. Reed 6-55, P. Richardson 4-63, J. Doctson 4-37, A. Peterson 3-30, J. Crowder 2-8, V. Davis 1-7

IND: T. Hilton 7-83 1 TD, E. Ebron 3-26 1 TD, C. Rogers 3-17, R. Grant 2-30, J. Doyle 2-20, J. Wilkins 2-3, M. Mack 1-2,

PUNT RETURNS

WAS: G. Stroman 1-6

IND: None

KICKOFF RETURNS

WAS: G. Stroman 1-16

IND: Z. Pascal 1-19

SACKS

WAS: M. Ioannidis 1-2

IND: D. Leonard, 1-10, J. Sheard 1-7, J. Ward 1-6

INTERCEPTIONS

WAS: D. Swearingen 2-11

IND: None

GAME SUMMARIES

Sept. 23, 2018

GAME 3

FedExField (Landover, Md.)

REDSKINS 31, PACKERS 17

LANDOVER, Md. -- Adrian Peterson ran for 120 yards and a pair of 2-yard scores, Alex Smith threw two touchdown passes -- all in the first half Sunday -- and the Washington Redskins held on for a 31-17 victory over a gimpy Aaron Rodgers and the Green Bay Packers, who again had complaints about a roughing-the-passer penalty on Clay Matthews.

On a rainy afternoon, the Redskins (2-1) moved out to leads of 14-0 and, at halftime, 28-10, by putting together TD drives of 74, 75, 79 and 98 yards. Smith connected for TDs of 46 yards to Paul Richardson on the game's fourth play and of 9 to Jamison Crowder in the second quarter.

Peterson, who ran 19 times Sunday, raised his career total to 102 rushing touchdowns, breaking a tie at 100 with Marshall Faulk and Shaun Alexander and moving him alone into seventh place in NFL history behind Emmitt Smith's record of 164. This was Peterson's 52nd game with at least 100 yards on the ground, and first since Nov. 5, 2017, for Arizona against San Francisco.

Playing with a bulky brace on his left knee, which he hurt in Week 1, Rodgers hobbled and limped around, and couldn't do enough to get the Packers (1-1-1) back into the game. He finished 27 for 44 for 265 yards with two TDs -- of 64 yards to Geronimo Allison and 2 yards to Davante Adams -- and was sacked four times.

But Green Bay's receivers had problems with drops, plus Randall Cobb was stripped of the ball by Fabian Moreau -- Josh Norman recovered the fumble -- after a completion with about 5 1/2 minutes remaining in the fourth quarter.

In the third, Packers linebacker Matthews was flagged for roughing Smith -- and there are sure to be more questions about what constitutes a penalty on such plays. Matthews broke in alone on Smith, wrapped him and brought him down. Matthews immediately put his arms up and slapped himself in the helmet as the flag was thrown.

Packers coach Mike McCarthy threw down a play-calling sheet and argued with two officials about the call, even chasing one along the sideline as he backpedaled away.

On Sunday, Smith went 12 for 20 for 220 yards. He also had his streak of 156 consecutive passes without an interception, the longest active run in the NFL, end in the second quarter. Safety Ha Ha Clinton-Dix made the pick when tight end Jordan Reed went one way and Smith threw another.

| TEAM | QTR | TIME | SCORING PLAY | DRIVE | GB | WAS |
|------|-----|-------|--|---------------|----|-----|
| WAS | 1 | 12:54 | P.Richardson 46 yd. pass from A.Smith (D.Hopkins kick) | [4-75, 2:06] | 0 | 7 |
| WAS | 1 | 2:14 | A.Peterson 2 yd. run (D.Hopkins kick) | [10-79, 6:04] | 0 | 14 |
| GB | 2 | 12:52 | M.Crosby 41 yd. Field Goal | [9-52, 4:22] | 3 | 14 |
| WAS | 2 | 4:26 | J.Crowder 9 yd. pass from A.Smith (D.Hopkins kick) | [8-98, 3:14] | 3 | 21 |
| GB | 2 | 2:15 | G.Allison 64 yd. pass from A.Rodgers (M.Crosby kick) | [4-76, 2:11] | 10 | 21 |
| WAS | 2 | 0:21 | A.Peterson 2 yd. run (D.Hopkins kick) | [5-74, 1:54] | 10 | 28 |
| GB | 3 | 7:58 | D.Adams 2 yd. pass from A.Rodgers (M.Crosby kick) | [15-75, 7:02] | 17 | 28 |
| WAS | 4 | 1:58 | D.Hopkins 35 yd. Field Goal | [8-29, 3:25] | 17 | 31 |

PASSING

WAS: A. Smith 12-20 220, 2 TD

GB: A. Rodgers 27-44, 265, 2 TD, J. Scott 0-1 0

RUSHING

WAS: A. Peterson 19-120, 2 TD, A. Smith 7-20, C. Thompson 6-17, J. Crowder 1-6, K. Bibbs 2-3

GB: A. Jones 6-42, J. Williams 5-29, T. Montgomery 4-16, A. Rodgers 2-13

RECEIVING

WAS: J. Reed 4-65, J. Crowder 4-39, 1 TD, V. Davis 2-70, P. Richardson Jr. 1-46, 1 TD, C. Thompson 1-0

GB: D. Adams 7-52, 1 TD, T. Montgomery 6-49, J. Graham 5-45, R. Cobb 4-22, G. Allison 2-76, 1 TD, J. Williams 2-16, A. Jones 1-5

PUNT RETURNS

WAS: G. Stroman 1-9

GB: R. Cobb 4-29

KICKOFF RETURNS

WAS: G. Stroman 1-18, D. Johnson 1-15

GB: T. Montgomery 1-25

SACKS

WAS: J. Allen 2-14, M. Ioannidis 1-7, D. Payne 1-4

GB: None

INTERCEPTIONS

WAS: None

GB: H. Clinton-Dix 1-1

GAME SUMMARIES

Oct. 8, 2018

GAME 4

Mercedes-Benz Superdome (New Orleans, La.)

SAINTS 43, REDSKINS 19

NEW ORLEANS -- Before Drew Brees could blow kisses to the adoring Superdome crowd, before he could embrace his wife and children on the sideline, the Saints' 39-year-old quarterback had to shred one of the NFL's top pass defenses with ruthless efficiency.

And so he did. Brees passed Peyton Manning to become the NFL's all-time leader in yards passing with a 62-yard touchdown to rookie Tre'Quan Smith on Monday night that sent New Orleans on its way to a lopsided 43-19 victory over the mistake-prone Washington Redskins. Brees entered the game needing 201 yards to eclipse Peyton Manning's previous mark of 71,940 yards. He had 250 yards and two touchdowns by halftime and finished 26 of 29 for 363 yards and three touchdowns. He has yet to throw an interception this season. He did, however, make his eighth career reception on his own deflected pass, and pushed across the line of scrimmage to add an extra yard to his career total.

The Saints' Smith, a third-round draft choice last spring, caught two touchdown passes from the 18th-year pro. Brees also hit Smith for a 35-yard score down the right sideline early in the third quarter. Any hope Washington had of coming back was all but snuffed out when Justin Hardee, a special teams regular who was in the game because of Marshon Lattimore's concussion symptoms, snagged Alex Smith's underthrown pass at the Saints' 19-yard line and returned his first career interception to the Washington 4.

That set up change-of-pace QB Taysom Hill's 1-yard touchdown run that put the Saints (4-1) up 40-13. Smith completed 23 of 39 passes for 275 yards for the Redskins (2-2). He ran for a short touchdown late in the first half that pulled Washington within 26-13. When Saints began one of their last first-half possessions on their own 38, Brees needed just 35 yards to break the record. On the first play of the drive, Brees launched a pass toward the right sideline to the speedy Smith, who was wide open and easily sprinted away from Nicholson's tackle attempt en route to the end zone.

Running back Mark Ingram, playing in his first game this season after serving a four-game suspension, scored two touchdowns on 2- and 1-yard runs in the first half. He finished with 53 yards rushing and 20 receiving. The Redskins came in allowing fewer than 190 yards passing per game and spoke of doing what they could to prevent Brees from making history. Instead, they helped Brees pile up first-half yards with third-down penalties that extended two touchdown drives.

Norman's defensive holding penalty during Brees' incomplete pass sustained the Saints' first scoring drive, capped by Ingram's short touchdown run. In the second quarter, Montae Nicholson's unnecessary roughness penalty for leveling Ingram on Ryan Kerrigan's third-down sack extended a drive that ended with Brees' short TD pass to tight end Josh Hill.

| TEAM | QTR | TIME | SCORING PLAY | DRIVE | WAS | NO |
|------|-----|-------|--|---------------|-----|----|
| NO | 1 | 10:41 | M.Ingram 2 yd. run [kick failed, wr] | [6-64, 3:13] | 0 | 6 |
| WAS | 1 | 2:37 | D.Hopkins 37 yd. Field Goal | [15-56, 8:04] | 3 | 6 |
| NO | 2 | 10:38 | J.Hill 1 yd. pass from D.Brees [W.Lutz kick] | [13-75, 6:59] | 3 | 13 |
| WAS | 2 | 8:36 | D.Hopkins 53 yd. Field Goal | [6-40, 2:02] | 6 | 13 |
| NO | 2 | 3:43 | M.Ingram 1 yd. run [W.Lutz kick] | [10-75, 4:53] | 6 | 20 |
| NO | 2 | 2:36 | T.Smith 62 yd. pass from D.Brees [run failed] | [1-62, 0:10] | 6 | 26 |
| WAS | 2 | 0:26 | A.Smith 4 yd. run [D.Hopkins kick] | [3-16, 0:56] | 13 | 26 |
| NO | 3 | 12:23 | T.Smith 35 yd. pass from D.Brees [W.Lutz kick] | [5-74, 2:37] | 13 | 33 |
| NO | 3 | 6:43 | T.Hill 1 yd. run [W.Lutz kick] | [2-4, 1:00] | 13 | 40 |
| NO | 4 | 14:10 | W.Lutz 44 yd. Field Goal | [6-22, 3:09] | 13 | 43 |
| WAS | 4 | 10:25 | K.Bibbs 1 yd. run [pass failed] | [7-75, 3:45] | 19 | 43 |

PASSING

WAS: A. Smith 23-39, 275, 1 INT

NO: D. Brees 26-29, 363, 3 TD

RUSHING

WAS: C. Thompson 8-17, K. Bibbs 4-9 1 TD, A. Smith 2-7, 1 TD, A. Peterson 4-6

NO: M. Ingram 16-53, 2 TD, A. Kamara 6-24, T. Hill 5-23, 1 TD, D. Brees 2-1, T. Bridgewater 3-(-3)

RECEIVING

WAS: C. Thompson 6-45, J. Crowder 4-55, P. Richardson Jr. 4-50, M. Harris 3-47, A. Peterson 2-36, V. Davis 2-15, J. Reed 1-21, B. Quick 1-6

NO: C. Meredith 5-71, M. Thomas 4-74, B. Watson 4-3-0, T. Smith 3-111, 2 TD, A. Kamara 3-15, J. Hill 2-24, 1 TD, M. Ingram 2-20, A. Carr 2-17, D. Brees 1-1

PUNT RETURNS

WAS: NONE

NO: A. Kamara 1-0

KICKOFF RETURNS

WAS: D. Johnson 2-45

NO: T. Hill 2-43

SACKS

WAS: R. Kerrigan 1-8, D. Payne 1-6

NO: M. Davenport 1-13, C. Jordan 1-6, S. Rankins 1-12

INTERCEPTIONS

WAS: None

NO: J. Hardee 1-77

GAME SUMMARIES

Oct. 14, 2018

GAME 5

FedExField (Landover, Md.)

REDSKINS 23, PANTHERS 17

LANDOVER, Md. -- Following his prime-time benching and criticism from a former teammate, Josh Norman wanted to shut off his phone because the noise was getting so loud. Then, he silenced it all.

Longtime Redskins safety DeAngelo Hall said Norman had gone "Hollywood," speculation swirled about his value to the Redskins and the flashy cornerback was on the defensive even when he wasn't on the field.

"It was like I was playing cornerback against everybody," said Norman, who had two game-altering plays and four tackles to put an embarrassing showing at New Orleans behind him. "I played within the defense and played within myself."

Defensive teammates mobbed Norman after each of his forced turnovers. After a defensive unit dinner earlier in the week, Norman led the way for a group that made a crucial stop at its 16-yard line to hold on for the victory.

"He came out and performed as he should," safety D.J. Swearinger said. "We needed that from him. He needed that for himself. And we needed to see that as a group."

Norman ended his 19-game interception drought by catching a jump ball thrown by Newton on a third-and-long play early in the second quarter, his first pick since Dec. 24, 2016. Norman also popped the ball out of Panthers rookie receiver D.J. Moore's hands in a showcase performance against the team that abruptly cut ties with him after his All-Pro 2015 season.

"It's fitting that we break that little streak against them," a smiling Norman said. "I guess we got a flair for the dramatic somehow." Newton threw for 275 yards and two touchdowns on 27 of 40 passing and rushed for 43 yards in a turnover-marred loss. He engineered a late drive that got the Panthers into the red zone before stalling out.

Carolina (3-2) was long before that doomed by turnovers, including Moore's on a punt return that set up Alex Smith's 22-yard TD pass to Vernon Davis.

"We kind of dug ourselves in a hole early," Newton said. "We still found a way to put ourselves in a winning position, but we didn't. We'll get better from it."

Adrian Peterson rushed for 97 yards on 17 carries and Smith connected on touchdown passes to Davis and Paul Richardson for the Redskins (3-2), who looked like an entirely different team than the one that got stomped 43-19 by New Orleans on Monday night -- when coach Jay Gruden benched Norman in the second half.

| TEAM | QTR | TIME | SCORING PLAY | DRIVE | CAR | WAS |
|------|-----|-------|--|---------------|-----|-----|
| WAS | 1 | 10:20 | V. Davis 22 yd. pass from A. Smith (D. Hopkins kick) | [1-22, 0:06] | 0 | 7 |
| WAS | 1 | 3:02 | P. Richardson 2 yd. pass from A. Smith (D. Hopkins kick) | [12-64, 6:14] | 0 | 14 |
| WAS | 2 | 5:30 | D. Hopkins 49 yd. Field Goal | [10-36, 5:54] | 0 | 17 |
| CAR | 2 | 3:05 | D. Funchess 23 yd. pass from C. Newton (kick failed, wl) | [7-75, 2:25] | 6 | 17 |
| CAR | 3 | 5:08 | G. Gano 23 yd. Field Goal | [11-47, 5:32] | 9 | 17 |
| WAS | 4 | 12:40 | D. Hopkins 56 yd. Field Goal | [12-42, 7:28] | 9 | 20 |
| CAR | 4 | 8:32 | T. Smith 3 yd. pass from C. Newton (C. Newton-T. Smith pass) | [9-75, 4:08] | 17 | 20 |
| WAS | 4 | 3:15 | D. Hopkins 29 yd. Field Goal | [10-64, 5:17] | 17 | 23 |

PASSING

CAR: C. Newton 27-40, 275, 2 TD, 1 INT

WAS: A. Smith 21-36, 163, 2 TD

RUSHING

CAR: C. Newton 9-43, C. McCaffrey 8-20, D. Moore 1-18

WAS: A. Peterson 17-97, A. Smith 6-13, K. Bibbs 2-11, M. Harris 1-6, S. Perine 1-3, P. Richardson 1-2

RECEIVING

CAR: C. McCaffrey 7-46, D. Funchess 5-74, 1 TD, T. Smith 5-43, D. Moore 4-59, G. Olson 4-48, J. Wright 1-3, C. Manhertz 1-2

WAS: J. Reed 5-36, V. Davis 3-48, 1 TD, P. Richardson 3-31, 1 TD, J. Doctson 3-20, M. Harris 3-13, B. Quick 2-12, K. Bibbs 1-6, S. Perine 1-{-3}

PUNT RETURNS

CAR: D. Moore 1-0

WAS: G. Stroman 1-10

KICKOFF RETURNS

CAR: C. Samuel 2-37

WAS: K. Bibbs 1-18, J. Sprinkle 1-6

SACKS

CAR: M. Addison 1-3, S. Thompson 1-4, J. Peppers 1-0

WAS: D. Swearinger 1-6

INTERCEPTIONS

CAR: NONE

WAS: J. Norman 1-7

GAME SUMMARIES

Oct. 21, 2018

GAME 6

FedExField (Landover, Md.)

REDSKINS 20, COWBOYS 17

LANDOVER, Md. -- No one on the winning Washington Redskins or the losing Dallas Cowboys seemed entirely sure about the rule that led to a penalty for "snap infraction." That flag turned a 47-yard field-goal try into a 52-yarder that slammed off the left upright as time expired.

"I don't know what happened there," said Redskins coach Jay Gruden, after his club avoided overtime and edged the Cowboys 20-17 Sunday to remain alone atop the NFC East when Dallas' Brett Maher missed the potential tying kick.

His miss foiled a spirited comeback attempt after Redskins linebacker Ryan Kerrigan's strip-sack of Cowboys quarterback Dak Prescott was recovered for a touchdown by Preston Smith with just under five minutes left in the fourth quarter.

That made it 20-10 and was Washington's fourth sack of Prescott, who used smelling salts and was checked for a concussion in the first quarter after taking a shoulder to his helmet at the end of a run. The QB didn't miss a play, returning for the Cowboys' next possession. Prescott lost two fumbles in the game, including one on an earlier fourth-and-1 keeper.

The Redskins (4-2) won consecutive games for the first time this season. The Cowboys dropped to 0-4 on the road, 3-4 overall, as they head into their bye week.

Washington won this one thanks to its staunch defense and 99 yards on 24 carries from Adrian Peterson, who helped mask the latest so-so performance from quarterback Alex Smith and a generally iffy offense that was missing three injured playmakers.

The Redskins twice had to settle for short field goals in the second half despite having first-and-goal opportunities. On each of those possessions, Alex Smith missed an open receiver in the end zone from down close.

Washington's QB finished 14 for 25 for 178 yards, including a 23-yard TD on a swing pass to Kapri Bibbs in the first quarter. But there were some questionable decisions, including running out of bounds on third down with 78 seconds left, stopping the clock before a punt gave the ball back to Dallas.

The Redskins limited Ezekiel Elliott, the NFL's No. 2 rusher entering the week, to 34 yards on 15 carries, the second-lowest total of his pro career.

Prescott was 22 for 35 for 273 yards, with one TD pass and one TD run. He connected with rookie receiver Michael Gallup on a 49-yard score a minute before halftime that made the score 7-all, then -- after Kerrigan's key play made it 20-10 -- scored on a 1-yard quarterback draw to cut Dallas' deficit to three points with 1 1/2 minutes remaining.

The Cowboys got the ball back and drove into Redskins territory thanks, in part, to three consecutive completions from Prescott to Beasley that ate up a total of 33 yards. But in the final seconds, Dallas seemed content to try to get to OT rather than pushing for a go-ahead TD. And, well, the field goal did not go according to plan.

| TEAM | QTR | TIME | SCORING PLAY | DRIVE | DAL | WAS |
|------|-----|-------|--|---------------|-----|-----|
| WAS | 1 | 10:19 | K. Bibbs 23 yd. pass from A. Smith [D. Hopkins kick] | [6-52, 3:13] | 0 | 7 |
| DAL | 2 | 1:00 | M. Gallup 49 yd. pass from D. Prescott [B. Maher kick] | [6-83, 2:46] | 7 | 7 |
| WAS | 3 | 9:10 | D. Hopkins 21 yd. Field Goal | [10-72, 5:50] | 7 | 10 |
| WAS | 4 | 12:35 | D. Hopkins 25 yd. Field Goal | [8-44, 4:48] | 7 | 13 |
| DAL | 4 | 9:46 | B. Maher 47 yd. Field Goal | [6-46, 2:49] | 10 | 13 |
| WAS | 4 | 4:55 | P. Smith 1 yd. fumble return [D. Hopkins kick] | [None] | 10 | 20 |
| DAL | 4 | 1:37 | D. Prescott 1 yd. run [B. Maher kick] | [12-74, 3:18] | 17 | 20 |

PASSING

DAL: D. Prescott 22-35, 273, 1 TD

WAS: A. Smith 14-25, 178, 1 TD

RUSHING

DAL: E. Elliott 15-33, D. Prescott 6-33, J. Lewis 1-7

WAS: A. Peterson 24-99, A. Smith 4-16, K. Bibbs 2-13, S. Perine 2-2

RECEIVING

DAL: C. Beasley 7-56, A. Hurns 5-74, M. Gallup 3-81, 1 TD, G. Swaim 3-25, E. Elliott 2-9, B. Jarwin 1-16, D. Schultz 1-12

WAS: K. Bibbs 4-43 1 TD, J. Doctson 3-42, M. Harris 3-22, J. Reed 2-43, M. Floyd 1-20, A. Peterson 1-8

PUNT RETURNS

DAL: C. Beasley 3-11

WAS: G. Stroman 1-3

KICKOFF RETURNS

DAL: D. Thompson 1-28

WAS: NONE

SACKS

DAL: D. Irving 1-3

WAS: R. Kerrigan 2-15, J. Allen 1-8, R. Anderson 1-0

INTERCEPTIONS

DAL: NONE

WAS: NONE

GAME SUMMARIES

Oct. 28, 2018

GAME 7

MetLife Stadium (East Rutherford, NJ)

REDSKINS 20, GIANTS 13

LANDOVER, Md. -- EAST RUTHERFORD, N.J. -- There's a cockiness about the Washington Redskins' defense.

They're shutting down some of the NFL's top running backs, making life miserable for opposing quarterbacks, not giving up many points -- and doing a lot of talking.

Why not? The unit is the major reason the NFC East-leading Redskins (5-2) have matched their best start since 2008.

Safety D.J. Swearinger intercepted two passes, Matt Ioannidis had 2 1/2 sacks, and the Redskins rode their defense to a third straight win, a 20-13 decision over the offensively inept New York Giants on Sunday.

The Redskins sacked a battered Eli Manning seven times, forced the two turnovers, limited Saquon Barkley to 38 yards rushing and made big play after big play in sending New York (1-7) to its fifth straight loss.

Adrian Peterson caught a 7-yard touchdown pass from Alex Smith and ran for a season-high 149 yards, with the last 64 coming on a touchdown jaunt with 3:06 to play. Dustin Hopkins added field goals of 53 and 39 yards for the Redskins. The three-game winning streak is their longest in two seasons.

Aldrick Rosas kicked field goals of 37 and 21 yards for the Giants. Manning, 30 of 47 for 316 yards, hit Evan Engram on a 2-yard touchdown pass with :17 to play.

Engram also let a scoring chance slipped away at the Redskins 32 when a short fourth-down pass went through his fingers with New York down 10-3 early in the fourth quarter.

The Giants came into the game wondering whether the trades this past week of starting cornerback Eli Apple and 2016 All-Pro defensive tackle Damon Harrison would be a problem. New York's defense was fine. Its offense wasn't, and the Redskins' defense was very, very good.

A major difference was Washington capitalized in the red zone, especially in the first half. Smith (20 of 32 for 178 yards) capped a 10-play, 73-yard drive with a TD pass to Peterson, who stepped out of a tackle by backup linebacker Nate Stupar at the 4-yard line.

New York had two trips inside the Washington 20. Swearinger ended the first, stepping inside of Odell Beckham Jr., to intercept a slant pass at the 8-yard line. Rosas kicked a 37-yard field goal on the second drive after passes of 11 yards to Beckham and 24 to Saquon Barkley got New York in scoring position.

Beckham had seven catches for 125 yards. Hopkins missed a 41-yard field goal after the Swearinger interception. Washington never lost the lead in the second half as its defense kept Manning ducking most of the day.

| TEAM | QTR | TIME | SCORING PLAY | DRIVE | WAS | NYG |
|------|-----|------|--|---------------|-----|-----|
| WAS | 1 | 2:53 | A. Peterson 7 yd. pass from A. Smith [D. Hopkins kick] | [10-73, 5:28] | 7 | 0 |
| NYG | 2 | 1:16 | A. Rosas 37 yd. Field Goal | [9-51, 2:03] | 7 | 3 |
| WAS | 3 | 4:51 | D. Hopkins 53 yd. Field Goal | [7-20, 2:20] | 10 | 3 |
| WAS | 4 | 9:53 | D. Hopkins 39 yd. Field Goal | [7-47, 4:27] | 13 | 3 |
| NYG | 4 | 4:08 | A. Rosas 21 yd. Field Goal | [6-83, 1:04] | 13 | 6 |
| WAS | 4 | 3:06 | A. Peterson 64 yd. run [D. Hopkins kick] | [3-75, 1:02] | 20 | 6 |
| NYG | 4 | 0:17 | E. Engram 2 yd. pass from E. Manning [A. Rosas kick] | [16-70, 2:49] | 20 | 13 |

PASSING

NYG: E. Manning 30-47, 316, 1 TD, 2 INT

WAS: A. Smith 20-32, 178, 1 TD

RUSHING

NYG: S. Barkley 13-38, W. Gallman 1-[-1]

WAS: A. Peterson 26-149, A. Smith 3-13, C. Thompson 3-13, P. Richardson 1-7

RECEIVING

NYG: S. Barkley 9-73, O. Beckham 8-136, E. Engram 5-25 1 TD, B. Fowler 4-48, S. Shepherd 4-34

WAS: K. J. Reed 7-38, J. Doctson 5-49, P. Richardson 2-34, M. Harris 2-20, C. Thompson 2-9, V. Davis 1-21, A. Peterson 1-7 1 TD

PUNT RETURNS

NYG: Q. Henderson 4-18

WAS: NONE

KICKOFF RETURNS

NYG: Q. Henderson 1-30

WAS: K. Bibbs 1-20

SACKS

NYG: NONE

WAS: M. Ioannidis 2.5-16, R. Kerrigan 1.5-12, J. Allen 1-9, J. Harvey-Clemons 1-7, D. Payne 1-6

INTERCEPTIONS

NYG: NONE

WAS: D. Swearinger 2-23

GAME SUMMARIES

Nov. 4, 2018

GAME 8

FedExField (Landover, Md.)

FALCONS 38, REDSKINS 14

LANDOVER, Md. -- Julio Jones set his sights on the end zone, twisted to break a tackle and lunged toward the promised land.

A swarm of teammates rushed over from the sideline, jumping around in jubilation to celebrate the end of the star receiver's 12-game touch-down drought.

Jones was back in the end zone where he belongs, and the Atlanta Falcons looked like the team they were predicted to be in a 38-14 blowout of the Washington Redskins on Sunday that extended their winning streak to three games.

The Falcons [4-4] made plenty of plays in flexing their offensive muscles with the kind of balanced attack they've lacked in an injury-marred season that so far has failed to live up to expectations. Matt Ryan completed 26 of 38 passes for 350 yards and four touchdowns, including the 35-yard screen to Jones that set off a team-wide celebration.

Even though losing four of its first five games didn't give Atlanta much to celebrate, putting up 491 yards on Washington has players excited about their current position and what more they can accomplish this season.

Nowhere is that progress more evident than on the ground, where Coleman ran for 80 yards and Ito Smith had 66 yards and a rushing touch-down. The Falcons surpassed 100 yards rushing for the first time since Week 2.

Atlanta's 30th-ranked defense did its part, too, holding Washington to 35 first-quarter yards and making a crucial stop after Ryan was picked off by Quinton Dunbar -- just the quarterback's third interception this season.

The NFC East-leading Redskins [5-3] could blame poor tackling, ill-timed penalties and a series of injuries along the offensive line for the end of their three-game winning streak.

Already without left tackle Trent Williams after surgery to repair his dislocated right thumb, Washington lost left guard Shaun Lauvao to a left knee injury, right guard Brandon Scherff to a left shoulder injury and struggled to stop the Falcons when it mattered.

Swearing and other players blamed officials for part of the Redskins' disciplinary trouble that added up to 10 penalties for 147 yards.

Adrian Peterson was held to 17 yards on nine carries a week after rushing for 149 yards at the New York Giants. Alex Smith was 30 of 46 for 306 yards, an interception and a touchdown pass to Josh Doctson.

| TEAM | QTR | TIME | SCORING PLAY | DRIVE | ATL | WAS |
|------|-----|------|---|---------------|-----|-----|
| ATL | 1 | 9:46 | T. Coleman 39 yd. pass from M. Ryan (G. Tavecchio kick) | [7-81, 3:04] | 7 | 0 |
| ATL | 2 | 9:10 | I. Smith 12 yd. run (G. Tavecchio kick) | [9-86, 4:19] | 14 | 0 |
| WAS | 2 | 3:10 | J. Doctson 2 yd. pass from A. Smith (D. Hopkins kick) | [11-80, 6:00] | 14 | 7 |
| ATL | 2 | 0:28 | C. Ridley 40 yd. pass from M. Ryan (G. Tavecchio kick) | [7-75, 2:42] | 21 | 7 |
| ATL | 3 | 9:58 | T. Coleman 10 yd. pass from M. Ryan (G. Tavecchio kick) | [8-75, 5:02] | 28 | 7 |
| WAS | 3 | 2:15 | K. Bibbs 3 yd. run (D. Hopkins kick) | [9-77, 3:42] | 28 | 14 |
| ATL | 4 | 7:09 | G. Tavecchio 27 yd. Field Goal | [10-72, 6:43] | 31 | 14 |
| ATL | 4 | 3:45 | J. Jones 35 yd. pass from M. Ryan (G. Tavecchio kick) | [6-56, 3:16] | 38 | 14 |

PASSING

ATL: M. Ryan 26-38, 350, 4 TD, 1 INT

WAS: A. Smith 30-46, 306, 1 TD, 1 INT

RUSHING

ATL: T. Coleman 13-88, I. Smith 10-60 1 TD

WAS: A. Smith 1-22, K. Bibbs 3-20 1 TD, S. Perine 2-20, A. Peterson 9-17

RECEIVING

ATL: J. Jones 7-121 1 TD, C. Ridley 6-71 1 TD, T. Coleman 5-68 2 TD, M. Sanu 4-45, A. Hooper 3-41, I. Smith 1-4

WAS: M. Harris 10-124, V. Davis 5-62, J. Reed 4-34, J. Doctson 3-31 1 TD, A. Peterson 3-16, P. Richardson 2-16, S. Perine 2-8, K. Bibbs 1-15

PUNT RETURNS

ATL: J. Hardy 1-4

WAS: G. Stroman 1-0

KICKOFF RETURNS

ATL: None

WAS: G. Stroman 4-76, K. Bibbs 1-19

SACKS

ATL: Ja. Crawford 2-10, G. Jarrett 1-9

WAS: M. Ioannidis 1-8, R. Kerrigan 1-5

INTERCEPTIONS

ATL: D. Kazee 1-0

WAS: Q. Dunbar 1-24

GAME SUMMARIES

Nov. 11, 2018

GAME 9

Raymond James Stadium (Tampa, Fl.)

REDSKINS 16, BUCCANEERS 3

TAMPA, Fla. -- Washington yielded 501 yards and forced Tampa Bay to punt once all day. Sounds like a blueprint for a lopsided loss, yet there the Redskins were in the visiting locker room Sunday celebrating a 16-3 victory that kept them alone atop the NFC East.

That's what four takeaways, three of them foiling scoring opportunities, will do for a team that struggles to score points.

"We gave up some yards. They had great time of possession and some great drives, but we were able to keep them out of the end zone," coach Jay Gruden said. "You've got to keep playing until the drives are over, and good things will happen. We did that."

Alex Smith threw for 178 yards and one touchdown, while Dustin Hopkins kicked three field goals for the Redskins (6-3), who improved their turnover differential to plus-11 and rebounded from a 38-14 loss to Atlanta despite playing with a makeshift offensive line because of mounting injuries.

Smith, who was 19 of 27 with no interceptions, threw 6 yards to Josh Doctson for the game's only touchdown early in the fourth quarter.

Hopkins kicked field goals of 43, 43 and 26 yards, the last set up by Greg Stroman's fourth-quarter interception and 24-yard return to the Bucs 14.

Ryan Fitzpatrick threw for 406 yards for Tampa Bay (3-6), but was intercepted twice and lost a fumble on a sack inside the Washington 10.

The Bucs, who have the NFL's top passing attack and are second in total offense, fell to 1/3 in games they've gained 500-plus yards this season.

Just as discouraging for coach Dirk Koetter and his players: Tampa Bay, which has lost three in a row and six of seven following a 2-0 start, failed to force a turnover on defense for the sixth straight game.

Meanwhile, three of their four giveaways thwarted scoring opportunities, including Jacquizz Rodgers' fumble on a reception that rolled 18 yards into the Washington end zone, where it was recovered by safety Ha Ha Clinton-Dix for a touchback.

The Redskins were outgained 279 yards to 136 in the first two quarters, yet led 6-3 at halftime after getting two field goals from Hopkins.

The Bucs moved into Redskins' territory on all five of their first-half possessions, but had little to show after Norman made a leaping interception on the goal line of a pass intended for Chris Godwin, and Chandler Catanzaro missed a 30-yard field goal. Catanzaro, who's missed four field goals and four extra points through nine games, also had a 47-yarder sail wide right early in the second half.

| TEAM | QTR | TIME | SCORING PLAY | DRIVE | WAS | TB |
|------|-----|-------|---|---------------|-----|----|
| WAS | 1 | 0:10 | D. Hopkins 43 yd. Field Goal | (8-55, 4:08) | 3 | 0 |
| TB | 2 | 2:03 | C. Catanzaro 33 yd. Field Goal | (9-63, 3:55) | 3 | 3 |
| WAS | 2 | 0:20 | D. Hopkins 43 yd. Field Goal | (11-50, 1:43) | 6 | 3 |
| WAS | 4 | 14:07 | J. Doctson 6 yd. pass from A. Smith (D. Hopkins kick) | (8-62, 5:01) | 13 | 3 |
| WAS | 4 | 12:03 | D. Hopkins 26 yd. Field Goal | (4-6, 1:56) | 16 | 3 |

PASSING

TB: R. Fitzpatrick 29-41, 406, 2 INT

WAS: A. Smith 19-27, 178, 1 TD

RUSHING

TB: P. Barber 13-61, R. Fitzpatrick 8-35, S. Wilson 2-7, J. Rodgers 1-0

WAS: A. Peterson 19-68, K. Bibbs 3-28, A. Smith 2-16, M. Harris 1-4

RECEIVING

TB: J. Rodgers 8-102, C. Godwin 7-103, D. Jackson 5-67, M. Evans 3-51, A. Humphries 2-53, D. Howard 1-15, C. Brate 1-14, P. Barber 1-5, S. Wilson 1-[-4]

WAS: M. Harris 5-52, J. Reed 4-51, J. Doctson 4-46 1 TD, M. Floyd 2-15, K. Bibbs 2-13, A. Peterson 2-1

PUNT RETURNS

TB: A. Humphries 1-8

WAS: None

KICKOFF RETURNS

TB: None

WAS: D. Johnson 1-19

SACKS

TB: C. Nassib 1-8, G. McCoy 1-0, V. Vea 1-0

WAS: P. Smith 1-5, M. Ioannidis 1-3

INTERCEPTIONS

TB: None

WAS: J. Norman 1-32, G. Stroman 1-23

Washington Redskins vs Tampa Bay Buccaneers

Sunday, November 11, 2018 at Raymond James Stadium

Tampa Bay Buccaneers

| No | Name | Pos | No | Name | Pos | Ht | Wt | Age | Ex | School | |
|----|---------------------|-----|-------|-------------------|--------------------|-------|------------------------|-----|----|---------------|-----------|
| 26 | Adams, Andrew | S | 3 | Jameis Winston | QB | 6'04" | 231 | 24 | 4 | Florida State | |
| 91 | Allen, Beau | DT | 4 | Ryan Griffin | QB | 6'05" | 210 | 29 | 2 | Tulane | |
| 9 | Anger, Bryan | P | 6'03" | 7 | Chandler Catanzaro | K | 6'03" | 200 | 27 | 5 | Clemson |
| 82 | Auclair, Antony | TE | 9 | Bryan Anger | P | 6'03" | 205 | 30 | 4 | California | |
| 27 | Barber, Peyton | RB | 10 | Adam Humphries | WR | 5'11" | 195 | 25 | 4 | Clemson | |
| 75 | Benech, Caleb | OL | 11 | DeSean Jackson | WR | 5'10" | 175 | 32 | 1 | California | |
| 59 | Bond, Devante | LB | 12 | Chris Godwin | WR | 6'01" | 209 | 22 | 2 | Penn State | |
| 84 | Braie, Cameron | TE | 13 | Mike Evans | WR | 6'05" | 231 | 25 | 5 | Texas A&M | |
| 49 | Bullough, Riley | LB | 14 | Ryan Fitzpatrick | QB | 6'02" | 223 | 36 | 13 | Harvard | |
| 65 | Cappa, Alex | OL | 17 | Justin Watson | WR | 6'03" | 225 | 22 | 2 | Pennsylvania | |
| 7 | Catanzaro, Chandler | K | 21 | Justin Evans | S | 6'01" | 195 | 23 | 2 | Texas A&M | |
| 45 | Cross, Alan | TE | 6'11" | 22 | DeVante Harris | CB | 5'11" | 190 | 25 | 3 | Texas A&M |
| 97 | Curry, Vinny | DE | 6'10" | 185 | 35 | 10 | Shippensburg | | | | |
| 54 | David, Lavonte | LB | 5'11" | 225 | 24 | 3 | Auburn | | | | |
| 33 | Davis, Carlton | CB | 5'11" | 202 | 26 | 3 | Connecticut | | | | |
| 69 | Dotson, Demar | T | 6'00" | 200 | 21 | R | Southern California | | | | |
| 35 | Elliott, Javien | DB | 6'00" | 190 | 25 | 3 | North Carolina Central | | | | |
| 21 | Evans, Justin | S | 5'11" | 195 | 21 | R | Pittsburgh | | | | |
| 13 | Evans, Mike | WR | 5'07" | 190 | 28 | 8 | Oregon State | | | | |
| 14 | Fitzpatrick, Ryan | QB | 6'01" | 203 | 22 | R | Auburn | | | | |
| 92 | Gholston, William | DE | 5'11" | 176 | 25 | 3 | Florida State | | | | |
| 12 | Godwin, Chris | WR | 6'00" | 205 | 23 | R | North Carolina | | | | |
| 4 | Griffin, Ryan | QB | 5'09" | 185 | 23 | R | Duke | | | | |
| 24 | Grimes, Brent | CB | 6'00" | 209 | 26 | 2 | South Carolina | | | | |
| 22 | Harris, DeVante | CB | 6'01" | 235 | 25 | 3 | Memphis | | | | |
| 80 | Howard, O.J. | DE | 6'02" | 228 | 25 | 2 | Michigan State | | | | |
| 71 | Harris, Demone | TE | 6'05" | 340 | 23 | R | Washington | | | | |
| 10 | Humphries, Adam | WR | 6'00" | 229 | 25 | 4 | Syracuse | | | | |
| 11 | Jackson, DeSean | WR | 6'01" | 230 | 28 | 5 | Florida Atlantic | | | | |
| 66 | Jensen, Ryan | C | 6'01" | 233 | 28 | 7 | Nebraska | | | | |
| 39 | Johnson, Isaiah | S | 6'02" | 307 | 25 | 4 | Southern Mississippi | | | | |
| 27 | Jones, Ronald | RB | 6'02" | 251 | 24 | 3 | Eastern Kentucky | | | | |
| 67 | Liedtke, Michael | OL | 6'01 | 236 | 25 | 2 | Oklahoma | | | | |
| 52 | Lynch, Cameron | LB | 6'06 | 305 | 25 | 4 | Hobart | | | | |
| 74 | Marpet, Ali | G | 6'02 | 308 | 32 | 3 | Idaho State | | | | |
| 93 | McCoy, Gerald | DT | 6'07 | 305 | 23 | R | Humboldt State | | | | |
| 94 | Nassib, Carl | DE | 6'04 | 319 | 27 | 4 | Colorado State-Pueblo | | | | |
| 56 | Nunez-Roches, | OL | 6'03 | 310 | 26 | 2 | Illinois State | | | | |
| 90 | Pierre-Paul, Jason | DE | 6'09 | 315 | 33 | 9 | Southern Mississippi | | | | |
| 32 | Rodgers, Jacquizz | RB | 6'04 | 272 | 23 | R | Buffalo | | | | |
| 89 | Sanborn, Garrison | LS | 74 | Ali Mairpet | G | 6'04 | 307 | 25 | 4 | Hobart | |
| 76 | Smith, Donovan | T | 76 | Donovan Smith | T | 6'06 | 338 | 25 | 4 | Penn State | |
| 62 | Smith, Evan | OL | 6'05 | 305 | 24 | 3 | UCLA | | | | |
| 29 | Smith, Ryan | CB | 80 | O.J. Howard | TE | 6'06 | 250 | 24 | 2 | Alabama | |
| 57 | Spence, Noah | DE | 82 | Antony Auclair | TE | 6'05 | 256 | 25 | 2 | Laval, Can. | |
| 36 | Stewart, M.J. | CB | 84 | Cameron Brate | TE | 6'05 | 235 | 27 | 5 | Harvard | |
| 53 | Taylor, Adarius | LB | 89 | Garrison Sanborn | LS | 6'01 | 240 | 33 | 10 | Florida State | |
| 50 | Vea, Vita | DT | 90 | Jason Pierre-Paul | DE | 6'05 | 278 | 29 | 5 | South Florida | |
| 17 | Watson, Justin | WR | 91 | Beau Allen | DT | 6'03 | 327 | 27 | 5 | Wisconsin | |
| 61 | Wester, Leonard | T | 6'06 | 281 | 27 | 6 | Michigan State | | | | |
| 31 | Whitehead, Jordan | S | 92 | William Gholston | DE | 6'04 | 300 | 30 | 9 | Oklahoma | |
| 38 | Wilson, Shaun | RB | 94 | Carl Nassib | DE | 6'07 | 275 | 25 | 3 | Penn State | |
| 3 | Winston, Jameis | QB | 97 | Vinny Curry | DE | 6'03 | 279 | 30 | 7 | Marshall | |

Head Coach: Dirk Koetter
 Assistant Coaches: Mike Bajajian (Quarterbacks), Butch Barry (Assistant Offensive Line), Daniel Brewer (Defensive Assistant), Brentson Buckner (Defensive Line), Mark Duffner (Defensive Coordinator/Linebackers), Skyler Fulton (Wide Receivers), Zack Grossi (Offensive Quality Control), Jon Hoke (Secondary), Nate Kaczor (Special Teams Coordinator), Dave Kennedy (Strength and Conditioning), Brett Maxie (Defensive Backs), Todd Monken (Offensive Coordinator), Stephen Nicholas (Defensive Quality Control), Carlos Polk (Assistant Special Teams), Tim Spencer (Running Backs), Paul Spicer (Assistant Defensive Line), Ben Steele (Tight Ends), Joe Vaughn (Assistant Strength and Conditioning), Chad Wade (Assistant Strength and Conditioning), George Warnop (Offensive Line/Run Game Coordinator), Andrew Wedinger (Game Management)

Washington Redskins

| No | Name | Pos | Ht | Wt | Age | Ex | School |
|----|-----------------------|-----|-------|-----|-----|----|-------------------|
| 39 | Alexander, Adonis | CB | 6'02" | 203 | 28 | 4 | Florida State |
| 93 | Allen, Jonathan | DL | 6'01 | 216 | 38 | 5 | Oklahoma |
| 52 | Anderson, Ryan | LB | 6'04 | 217 | 24 | 13 | Utah |
| 66 | Bergstrom, Tony | OL | 6'01 | 215 | 32 | 9 | Texas |
| 46 | Bibbs, Kapri | RB | 6'03 | 200 | 26 | 3 | California |
| 69 | Bowanko, Luke | C | 6'03 | 203 | 25 | 2 | Michigan |
| 99 | Brantley, Caleb | DT | 6'02 | 220 | 29 | 7 | Notre Dame |
| 53 | Brown, Zach | LB | 6'02 | 206 | 26 | 2 | Texas Christian |
| 16 | Chesson, Jehu | WR | 6'01 | 208 | 26 | 5 | Alabama |
| 74 | Christian, Geron | T | 6'00 | 195 | 26 | 4 | Texas A&M |
| 20 | Clinton-Dix, Ha Ha | DB | 6'02 | 197 | 26 | 4 | Florida |
| 72 | Cooper, Jonathan | G | 6'00 | 200 | 31 | 7 | Coastal Carolina |
| 80 | Crowder, Jamison | WR | 6'08 | 191 | 28 | 5 | Florida State |
| 85 | Davis, Vernon | TE | 5'01 | 220 | 33 | 11 | Oklahoma |
| 18 | Doctson, Josh | WR | 6'00 | 198 | 24 | 2 | UCLA |
| 23 | Dunbar, Quinton | CB | 5'11" | 236 | 23 | 2 | Oklahoma |
| 22 | Everett, Deshaazor | S | 6'02 | 216 | 23 | 2 | Michigan State |
| 17 | Floyd, Michael | WR | 5'10 | 205 | 27 | 6 | South Carolina |
| 54 | Foster, Mason | LB | 6'00 | 181 | 22 | R | Virginia Tech |
| 51 | Hamilton, Shaun Dion | WR | 6'03 | 200 | 22 | R | Virginia Tech |
| 13 | Harris, Maurice | LB | 6'04 | 226 | 24 | 2 | Louisville |
| 40 | Harvey-Clemmons, Josh | LB | 5'10 | 194 | 23 | R | Southern U. |
| 3 | Hopkins, Dustin | K | 5'11" | 203 | 25 | 3 | Colorado State |
| 78 | Howard, Austin | DL | 6'00 | 235 | 23 | R | Alabama |
| 98 | Iannidis, Matt | T | 6'02 | 253 | 24 | 2 | Alabama |
| 41 | Johnson, Danny | CB | 6'01 | 251 | 29 | 6 | North Carolina |
| 91 | Kerrigan, Ryan | LB | 6'01 | 250 | 29 | 8 | Washington |
| 12 | McCoy, Colt | QB | 6'02 | 238 | 27 | 4 | Utah State |
| 92 | McGee, Stacy | DT | 6'00 | 256 | 31 | 9 | California |
| 58 | McKinzy, Cassanova | LB | 6'03 | 257 | 26 | 1 | Auburn |
| 96 | McPhee, Pernel | LB | 6'05 | 315 | 32 | 5 | Utah |
| 31 | Moreau, Fabian | CB | 6'06 | 300 | 27 | 5 | Virginia |
| 76 | Moses, Morgan | T | 6'05 | 320 | 30 | 9 | Oklahoma |
| 35 | Nicholson, Montae | S | 6'02 | 317 | 25 | 2 | Wyoming |
| 24 | Norman, Josh | CB | 6'04 | 307 | 25 | 2 | Wyoming |
| 79 | Nsekhe, Ty | T | 6'06 | 315 | 22 | R | Louisville |
| 95 | Payne, DaRon | DL | 6'06 | 335 | 27 | 5 | Virginia |
| 32 | Perine, Samaje | RB | 6'07 | 330 | 31 | 8 | North Iowa |
| 26 | Peterson, Adrian | RB | 6'08 | 338 | 33 | 4 | Texas State |
| 83 | Quick, Brian | WR | 5'09 | 177 | 25 | 4 | Duke |
| 86 | Reed, Jordan | TE | 6'03 | 244 | 29 | 7 | Appalachian State |
| 73 | Roullier, Chase | C | 6'02 | 246 | 28 | 6 | Florida |
| 97 | Settle, Tim | DL | 6'05 | 252 | 24 | 2 | Arkansas |
| 11 | Smith, Alex | QB | 6'04 | 259 | 30 | 8 | Purdue |
| 84 | Smith, Preston | LB | 6'03 | 341 | 28 | 6 | Oklahoma |
| 87 | Sprinkle, Jeremy | TE | 6'03 | 288 | 23 | 2 | Alabama |
| 37 | Stroman, Greg | CB | 6'05 | 265 | 26 | 4 | Mississippi State |
| 57 | Sunderberg, Nick | LS | 6'02 | 308 | 21 | R | Alabama |
| 36 | Sweatnager, D.J. | S | 6'03 | 335 | 21 | R | Mississippi State |
| 25 | Thompson, Chris | RB | 6'03 | 335 | 21 | R | Virginia Tech |
| 56 | Vigil, Zach | LB | 6'03 | 305 | 24 | 3 | Temple |
| 5 | Way, Tress | P | 6'02 | 307 | 24 | 2 | Florida |
| 71 | Williams, Trent | T | 6'02 | 307 | 24 | 2 | Florida |

Head Coach: Jay Gruden
 Assistant Coaches: Malcolm Blacken (Director of Player Development), Bill Callahan (Assistant Head Coach/Offensive Line), Matt Cavanaugh (Offensive Coordinator), Chad Englehart (Head Strength and Conditioning), Tortan Gray (Defensive Backs), Chad Grimm (Outside Linebackers), Ike Hilliard (Wide Receivers), Randy Jordan (Running Backs), Paul Kelly (Director of Football Operations), Ben Kotwica (Special Teams Coordinator), Kavan Latham (Assistant Strength and Conditioning), Greg Manuskay (Defensive Coordinator), Cannon Matthews (Defensive Quality Control), Bret Munsey (Assistant Special Teams), Kevin O'Connell (Quarterbacks Coach/Passing Game Coordinator), Chris O'Hara (Offensive Quality Control), Kirk Olivadotti (Inside Linebackers), Wes Phillips (Tight Ends), Phil Rauscher (Assistant Offensive Line), James Rowe (Assistant Defensive Backs), Jake Sankat (Assistant Strength and Conditioning/Nutritionist), Jim Tomsula (Defensive Line)

Washington Redskins vs Tampa Bay Buccaneers

Sunday, November 11, 2018 at Raymond James Stadium

BUCCANEERS

| No | Name | Pos |
|----|---------------------|-----|
| 3 | Winston, Jameis | QB |
| 4 | Griffin, Ryan | QB |
| 7 | Catanzaro, Chandler | K |
| 9 | Anger, Bryan | P |
| 10 | Humphries, Adam | WR |
| 11 | Jackson, DeSean | WR |
| 12 | Godwin, Chris | WR |
| 13 | Evans, Mike | WR |
| 14 | Fitzpatrick, Ryan | WR |
| 17 | Watson, Justin | WR |
| 21 | Evans, Justin | S |
| 22 | Harris, DeVante | CB |
| 24 | Grimes, Brent | CB |
| 25 | Barber, Peyton | RB |
| 26 | Adams, Andrew | S |
| 27 | Jones, Ronald | RB |
| 29 | Smith, Ryan | CB |
| 31 | Whitehead, Jordan | S |
| 32 | Rodgers, Jacquizz | RB |
| 33 | Davis, Carlton | CB |
| 35 | Elliott, Javien | DB |
| 36 | Stewart, M.J. | CB |
| 38 | Wilson, Shaun | RB |
| 39 | Johnson, Isaiah | S |
| 45 | Cross, Alan | TE |
| 48 | Bullough, Riley | LB |
| 50 | Vea, Vita | LB |
| 52 | Lynch, Cameron | LB |
| 53 | Taylor, Adarius | LB |
| 54 | David, Lavonte | LB |
| 56 | Nunez-Roches, | DT |
| 57 | Spence, Noah | DE |
| 59 | Bond, Devante | LB |
| 61 | Wester, Leonard | T |
| 62 | Smith, Evan | OL |
| 65 | Cappa, Alex | OL |
| 66 | Jensen, Ryan | C |
| 67 | Liedtke, Michael | OL |
| 69 | Dotson, Demar | T |
| 71 | Harris, Demone | DE |
| 74 | Marpet, Ali | G |
| 76 | Smith, Donovan | T |
| 77 | Benenoch, Caleb | OL |
| 80 | Howard, O.J. | TE |
| 82 | Auclair, Antony | TE |
| 84 | Brate, Cameron | TE |
| 89 | Sanborn, Garrison | LS |
| 90 | Pierre-Paul, Jason | DE |
| 91 | Allen, Beau | DT |
| 92 | Gholston, William | DE |
| 93 | McCoy, Gerald | DT |
| 94 | Nassib, Carl | DE |
| 97 | Curry, Vinny | DE |

BUCCANEERS OFFENSE

| No | Name | Pos |
|----|---------------|-----|
| 11 | D.Jackson | WR |
| 84 | C.Brake | TE |
| 76 | D.Smith | LT |
| 74 | A.Marpet | LG |
| 66 | R.Jensen | C |
| 77 | C.Benenoch | RG |
| 69 | D.Dotson | RT |
| 80 | O.Howard | TE |
| 13 | M.Evans | WR |
| 14 | R.Fitzpatrick | QB |
| 25 | P.Barber | RB |
| 12 | C.Godwin | WR |
| 82 | A.Auclair | TE |
| 67 | M.Liedtke | LT |
| 62 | E.Smith | LG |
| 65 | A.Cappa | C |
| 61 | L.Wester | RG |
| 45 | A.Cross | RT |
| 10 | A.Humphries | WR |
| 3 | J.Winston | QB |
| 32 | J.Rodgers | RB |
| 17 | J.Watson | WR |
| 4 | R.Griffin | QB |
| 27 | R.Jones II | RB |
| 38 | S.Wilson | RB |

REDSKINS DEFENSE

| No | Name | Pos |
|----|-------------------|-----|
| 92 | S.McGee | DE |
| 97 | T.Settle | NT |
| 99 | C.Brantley | DE |
| 52 | R.Anderson | SLB |
| 40 | J.Harvey-Clemmons | MLB |
| 56 | Z.Vigil | MLB |
| 96 | P.McPhee | WLB |
| 31 | F.Moreau | CB |
| 37 | G.Stroman | CB |
| 35 | M.Nicholson | SS |
| 22 | D.Everett | FS |
| 93 | J.Allen | DE |
| 95 | D.Payne | NT |
| 98 | M.Ioannidis | DE |
| 94 | P.Smith | SLB |
| 53 | Z.Brown | MLB |
| 54 | M.Foster | MLB |
| 91 | R.Kerrigan | WLB |
| 23 | Q.Dunbar | CB |
| 24 | J.Norman | CB |
| 20 | H.Clinton-Dix | SS |
| 36 | D.Swearinger | FS |

BUCCANEERS SPECIALISTS

| No | Name | Pos |
|----|-------------|-----|
| 9 | B.Anger | P |
| 7 | C.Catanzaro | PK |
| 7 | C.Catanzaro | KO |
| 9 | B.Anger | H |
| 4 | R.Griffin | LS |
| 53 | A.Taylor | LS |
| 11 | D.Jackson | PR |
| 38 | S.Wilson | KR |
| 27 | R.Jones II | KR |

BUCCANEERS DEFENSE

| No | Name | Pos |
|----|----------------|-----|
| 97 | V.Curry | DE |
| 93 | G.McCoy | DT |
| 91 | B.Allen | DT |
| 90 | J.Pierre-Paul | DE |
| 59 | D.Bond | SLB |
| 53 | A.Taylor | MLB |
| 54 | L.David | WLB |
| 33 | C.Davis III | CB |
| 24 | B.Grimes | CB |
| 31 | J.Whitehead | S |
| 21 | J.Evans | S |
| 94 | C.Nassib | DE |
| 50 | V.Vea | DT |
| 56 | R.Nunez-Roches | DT |
| 92 | W.Gholston | DE |
| 49 | R.Bullough | SLB |
| 52 | C.Lynch | MLB |
| 29 | R.Smith | WLB |
| 36 | M.Stewart | CB |
| 39 | I.Johnson | S |
| 26 | A.Adams | S |

REDSKINS OFFENSE

| No | Name | Pos |
|----|-------------|-----|
| 16 | J.Chesson | WR |
| 74 | G.Christian | LT |
| 72 | J.Cooper | LG |
| 66 | T.Bergstrom | C |
| 72 | J.Cooper | RG |
| 78 | A.Howard | RT |
| 85 | V.Davis | TE |
| 13 | M.Harris | WR |
| 17 | M.Floyd | WR |
| 12 | C.McCoy | QB |
| 25 | C.Thompson | RB |
| 18 | J.Dotson | WR |
| 71 | T.Williams | LT |
| 79 | T.Nsekhe | LG |
| 73 | C.Roullier | C |
| 66 | T.Bergstrom | RG |
| 76 | M.Moses | RT |
| 86 | J.Reed | TE |
| 80 | J.Crowder | WR |
| 13 | M.Harris | WR |
| 11 | A.Smith | QB |
| 26 | A.Peterson | RB |

REDSKINS SPECIALISTS

| No | Name | Pos |
|----|------------|-----|
| 5 | T.Way | P |
| 3 | D.Hopkins | K |
| 5 | T.Way | H |
| 57 | N.Sundberg | LS |
| 41 | D.Johnson | KR |
| 37 | G.Stroman | PR |
| 80 | J.Crowder | PR |

REDSKINS

| No | Name | Pos |
|----|-----------------------|-----|
| 3 | Hopkins, Dustin | K |
| 5 | Way, Tress | P |
| 11 | Smith, Alex | QB |
| 12 | McCoy, Colt | QB |
| 13 | Harris, Maurice | WR |
| 16 | Chesson, Jehu | WR |
| 17 | Floyd, Michael | WR |
| 18 | Dotson, Josh | WR |
| 20 | Clinton-Dix, Ha Ha | DB |
| 23 | Everett, Deshaun | S |
| 22 | Dunbar, Quinton | CB |
| 24 | Norman, Josh | CB |
| 25 | Thompson, Chris | RB |
| 26 | Peterson, Adrian | RB |
| 31 | Moreau, Fabian | CB |
| 32 | Perine, Samaje | RB |
| 35 | Nicholson, Montae | S |
| 36 | Swearinger, D.J. | S |
| 37 | Stroman, Greg | CB |
| 39 | Alexander, Adonis | CB |
| 40 | Harvey-Clemmons, Josh | LB |
| 41 | Johnson, Danny | CB |
| 46 | Bibbs, Kapri | RB |
| 51 | Hamilton, Shaun Dion | LB |
| 52 | Anderson, Ryan | LB |
| 53 | Brown, Zach | LB |
| 54 | Foster, Mason | LB |
| 56 | Vigil, Zach | LB |
| 57 | Sundberg, Nick | LS |
| 58 | McKinzy, Cassanova | LB |
| 66 | Bergstrom, Tony | OL |
| 69 | Bowanko, Luke | C |
| 71 | Williams, Trent | T |
| 72 | Cooper, Jonathan | G |
| 73 | Roullier, Chase | C |
| 74 | Christian, Geron | T |
| 76 | Moses, Morgan | T |
| 78 | Howard, Austin | T |
| 79 | Nsekhe, Ty | T |
| 80 | Crowder, Jamison | WR |
| 83 | Quick, Brian | WR |
| 86 | Davis, Vernon | TE |
| 86 | Reed, Jordan | TE |
| 87 | Sprinkle, Jeremy | TE |
| 91 | Kerrigan, Ryan | LB |
| 92 | McGee, Stacy | DT |
| 93 | Allen, Jonathan | DL |
| 94 | Smith, Preston | LB |
| 95 | Payne, DaRon | DL |
| 96 | McPhee, Pernell | LB |
| 97 | Settle, Tim | DL |
| 98 | Ioannidis, Matt | DL |
| 99 | Brantley, Caleb | DT |

TODAY'S OFFICIALS: Referee-Allen, Brad (122); Umpire-Fowler, Ruben (71); Down Judge-Mello, Jim (48); Line Judge-Bolinger, Brian (40); Field Judge-Weatherford, Mike (116); Side Judge-Novak, Scott (1); Back Judge-Miles, Terrence (111); Replay Assistant-Weidner, Paul (0)

National Football League Game Summary

NFL Copyright © 2018 by The National Football League. All rights reserved. This summary and play-by-play is for the express purpose of assisting media in their coverage of the game; any other use of this material is prohibited without the written permission of the National Football League. Updated: 11/11/2018

Date: Sunday, 11/11/2018

Washington Redskins at Tampa Bay Buccaneers

Start Time: 1:02 PM EST

at Raymond James Stadium, Tampa, FL

Game Day Weather

Game Weather: Clear
Played Outdoor on Turf: Natural Grass

Temp: 82° F (27.8° C) Humidity: 59%, Wind: ENE 3 mph
Outdoor Weather: Clear, Wind Chill: 85

Officials

Referee: Allen, Brad (122)
Line Judge: Bolinger, Brian (40)
Back Judge: Miles, Terrence (111)

Umpire: Fowler, Ruben (71)
Field Judge: Weatherford, Mike (116)
Replay Official: Weidner, Paul (0)

Down Judge: Mello, Jim (48)
Side Judge: Novak, Scott (1)

Lineups

Washington Redskins

Tampa Bay Buccaneers

| Offense | | Defense | |
|---------|----------------|---------|------------------|
| TE | 87 J.Sprinkle | DE | 93 J.Allen |
| LT | 79 T.Nsekhe | NT | 95 D.Payne |
| LG | 72 J.Cooper | SLB | 94 P.Smith |
| C | 73 C.Roullier | MLB | 53 Z.Brown |
| RG | 66 T.Bergstrom | MLB | 54 M.Foster |
| RT | 76 M.Moses | WLB | 91 R.Kerrigan |
| TE | 86 J.Reed | CB | 31 F.Moreau |
| TE | 85 V.Davis | CB | 24 J.Norman |
| WR | 83 B.Quick | SS | 20 H.Clinton-Dix |
| RB | 26 A.Peterson | FS | 36 D.Swearinger |
| QB | 11 A.Smith | DB | 41 D.Johnson |

| Offense | | Defense | |
|---------|------------------|---------|------------------|
| WR | 11 D.Jackson | DE | 94 C.Nassib |
| WR | 10 A.Humphries | DT | 93 G.McCoy |
| LT | 76 D.Smith | DT | 91 B.Allen |
| LG | 74 A.Marpet | DE | 90 J.Pierre-Paul |
| C | 66 R.Jensen | SLB | 59 D.Bond |
| RG | 77 C.Benench | MLB | 53 A.Taylor |
| RT | 69 D.Dotson | WLB | 54 L.David |
| TE | 80 O.Howard | CB | 33 C.Davis III |
| WR | 13 M.Evans | CB | 24 B.Grimes |
| QB | 14 R.Fitzpatrick | S | 31 J.Whitehead |
| RB | 25 P.Barber | S | 21 J.Evans |

Substitutions

Substitutions

K 3 D.Hopkins, P 5 T.Way, WR 13 M.Harris, WR 16 J.Chesson, WR 17 M.Floyd, WR 18 J.Doctson, S 22 D.Everett, RB 32 S.Perine, S 35 M.Nicholson, CB 37 G.Stroman, CB 39 A.Alexander, LB 40 J.Harvey-Clemons, RB 46 K.Bibbs, LB 51 S.Hamilton, LB 52 R.Anderson, LS 57 N.Sundberg, LB 58 C.McKinzy, C 69 L.Bowanko, T 74 G.Christian, T 78 A.Howard, DT 92 S.McGee, DL 97 T.Settle, DL 98 M.Ioannidis

K 7 C.Catanzaro, P 9 B.Anger, WR 12 C.Godwin, WR 17 J.Watson, CB 22 Dev.Harris, S 26 A.Adams, CB 29 R.Smith, RB 32 J.Rodgers, DB 35 J.Elliott, RB 38 S.Wilson, S 39 I.Johnson, TE 45 A.Cross, LB 49 R.Bullough, DT 50 V.Vea, LB 52 C.Lynch, DE 57 N.Spence, T 61 L.Wester, OL 67 M.Liedtke, DE 71 Dem.Harris, TE 82 A.Auclair, TE 84 C.Brake, LS 89 G.Sanborn, DE 92 W.Gholston

Did Not Play

Did Not Play

QB 12 C.McCoy

QB 3 J.Winston

Not Active

Not Active

CB 23 Q.Dunbar, RB 25 C.Thompson, LB 56 Z.Vigil, T 71 T.Williams, WR 80 J.Crowder, LB 96 P.McPhee, DT 99 C.Brantley

QB 4 R.Griffin, RB 27 R.Jones II, CB 36 M.Stewart, DT 56 R.Nunez-Roches, OL 62 E.Smith, OL 65 A.Cappa, DE 97 V.Curry

Field Goals (made () & missed)

D.Hopkins (43) (43) (26)

C.Catanzaro 30WR (33) 48WR

| | | 1 | 2 | 3 | 4 | OT | Total |
|----------|----------------------|---|---|---|----|----|-------|
| VISITOR: | Washington Redskins | 3 | 3 | 0 | 10 | 0 | 16 |
| HOME: | Tampa Bay Buccaneers | 0 | 3 | 0 | 0 | 0 | 3 |

Scoring Plays

| Team | Qtr | Time | Play Description (Extra Point) (Drive Info) | Visitor | Home |
|------------|-----|-------|---|---------|------|
| Redskins | 1 | 0:10 | D.Hopkins 43 yd. Field Goal (8-55, 4:08) | 3 | 0 |
| Buccaneers | 2 | 2:03 | C.Catanzaro 33 yd. Field Goal (9-63, 3:55) | 3 | 3 |
| Redskins | 2 | 0:20 | D.Hopkins 43 yd. Field Goal (11-50, 1:43) | 6 | 3 |
| Redskins | 4 | 14:07 | J.Doctson 6 yd. pass from A.Smith (D.Hopkins kick) (8-62, 5:01) | 13 | 3 |
| Redskins | 4 | 12:03 | D.Hopkins 26 yd. Field Goal (4-6, 1:56) | 16 | 3 |

Paid Attendance: 52,667

Time: 3:01

Washington Redskins vs Tampa Bay Buccaneers
11/11/2018 at Raymond James Stadium

Final Individual Statistics

Washington Redskins

| RUSHING | ATT | YDS | AVG | LG | TD |
|------------|-----|-----|-----|----|----|
| A.Peterson | 19 | 68 | 3.6 | 18 | 0 |
| K.Bibbs | 3 | 28 | 9.3 | 15 | 0 |
| A.Smith | 2 | 16 | 8.0 | 9 | 0 |
| M.Harris | 1 | 4 | 4.0 | 4 | 0 |
| Total | 25 | 116 | 4.6 | 18 | 0 |

| PASSING | ATT | CMP | YDS | SK/YD | TD | LG | IN | RT |
|---------|-----|-----|-----|-------|----|----|----|-------|
| A.Smith | 27 | 19 | 178 | 3/8 | 1 | 24 | 0 | 100.5 |
| Total | 27 | 19 | 178 | 3/8 | 1 | 24 | 0 | 100.5 |

| PASS RECEIVING | TAR | REC | YDS | AVG | LG | TD |
|----------------|-----|-----|-----|------|----|----|
| M.Harris | 5 | 5 | 52 | 10.4 | 20 | 0 |
| J.Reed | 6 | 4 | 51 | 12.8 | 24 | 0 |
| J.Doctson | 4 | 4 | 46 | 11.5 | 15 | 1 |
| M.Floyd | 3 | 2 | 15 | 7.5 | 9 | 0 |
| K.Bibbs | 4 | 2 | 13 | 6.5 | 11 | 0 |
| A.Peterson | 2 | 2 | 1 | 0.5 | 2 | 0 |
| J.Sprinkle | 1 | 0 | 0 | 0.0 | 0 | 0 |
| V.Davis | 1 | 0 | 0 | 0.0 | 0 | 0 |
| Total | 26 | 19 | 178 | 9.4 | 24 | 1 |

| INTERCEPTIONS | NO | YDS | AVG | LG | TD |
|---------------|----|-----|------|----|----|
| J.Norman | 1 | 32 | 32.0 | 32 | 0 |
| G.Stroman | 1 | 23 | 23.0 | 23 | 0 |
| Total | 2 | 55 | 27.5 | 32 | 0 |

| PUNTING | NO | YDS | AVG | NET | TB | IN20 | LG |
|---------|----|-----|------|------|----|------|----|
| T.Way | 5 | 247 | 49.4 | 47.8 | 0 | 4 | 58 |
| Total | 5 | 247 | 49.4 | 47.8 | 0 | 4 | 58 |

| PUNT RETURNS | NO | YDS | AVG | FC | LG | TD |
|--------------|----|-----|-----|----|----|----|
| [TOUCHBACK] | 1 | 0 | 0.0 | 0 | 0 | 0 |
| Total | 0 | 0 | 0.0 | 0 | 0 | 0 |

| KICKOFF RETURNS | NO | YDS | AVG | FC | LG | TD |
|-----------------|----|-----|------|----|----|----|
| D.Johnson | 1 | 19 | 19.0 | 0 | 19 | 0 |
| [TOUCHBACK] | 1 | 0 | 0.0 | 0 | 0 | 0 |
| Total | 1 | 19 | 19.0 | 0 | 19 | 0 |

Tampa Bay Buccaneers

| RUSHING | ATT | YDS | AVG | LG | TD |
|---------------|-----|-----|-----|----|----|
| P.Barber | 13 | 61 | 4.7 | 14 | 0 |
| R.Fitzpatrick | 8 | 35 | 4.4 | 8 | 0 |
| S.Wilson | 2 | 7 | 3.5 | 4 | 0 |
| J.Rodgers | 1 | 0 | 0.0 | 0 | 0 |
| Total | 24 | 103 | 4.3 | 14 | 0 |

| PASSING | ATT | CMP | YDS | SK/YD | TD | LG | IN | RT |
|---------------|-----|-----|-----|-------|----|----|----|------|
| R.Fitzpatrick | 41 | 29 | 406 | 2/8 | 0 | 29 | 2 | 82.0 |
| Total | 41 | 29 | 406 | 2/8 | 0 | 29 | 2 | 82.0 |

| PASS RECEIVING | TAR | REC | YDS | AVG | LG | TD |
|----------------|-----|-----|-----|------|----|----|
| J.Rodgers | 8 | 8 | 102 | 12.8 | 24 | 0 |
| C.Godwin | 7 | 7 | 103 | 14.7 | 20 | 0 |
| D.Jackson | 8 | 5 | 67 | 13.4 | 24 | 0 |
| M.Evans | 6 | 3 | 51 | 17.0 | 23 | 0 |
| A.Humphries | 3 | 2 | 53 | 26.5 | 29 | 0 |
| O.Howard | 2 | 1 | 15 | 15.0 | 15 | 0 |
| C.Brake | 3 | 1 | 14 | 14.0 | 14 | 0 |
| P.Barber | 1 | 1 | 5 | 5.0 | 5 | 0 |
| S.Wilson | 3 | 1 | -4 | -4.0 | -4 | 0 |
| Total | 41 | 29 | 406 | 14.0 | 29 | 0 |

| INTERCEPTIONS | NO | YDS | AVG | LG | TD |
|---------------|----|-----|-----|----|----|
| Total | 0 | 0 | 0 | 0 | 0 |

| PUNTING | NO | YDS | AVG | NET | TB | IN20 | LG |
|---------|----|-----|------|------|----|------|----|
| B.Anger | 1 | 44 | 44.0 | 24.0 | 1 | 0 | 44 |
| Total | 1 | 44 | 44.0 | 24.0 | 1 | 0 | 44 |

| PUNT RETURNS | NO | YDS | AVG | FC | LG | TD |
|--------------|----|-----|-----|----|----|----|
| A.Humphries | 1 | 8 | 8.0 | 2 | 8 | 0 |
| [DOWNED] | 2 | 0 | 0.0 | 0 | 0 | 0 |
| Total | 1 | 8 | 8.0 | 2 | 8 | 0 |

| KICKOFF RETURNS | NO | YDS | AVG | FC | LG | TD |
|-----------------|----|-----|-----|----|----|----|
| [TOUCHBACK] | 5 | 0 | 0.0 | 0 | 0 | 0 |
| Total | 0 | 0 | 0.0 | 0 | 0 | 0 |

Washington Redskins

| FUMBLES | FUM | LOST | OWN-REC | YDS | TD | FORCED | OPP-REC | YDS | TD | OUT-BDS |
|---------------|-----|------|---------|-----|----|--------|---------|-----|----|---------|
| Z.Brown | 0 | 0 | 0 | 0 | 0 | 1 | 0 | 0 | 0 | 0 |
| P.Smith | 0 | 0 | 0 | 0 | 0 | 1 | 0 | 0 | 0 | 0 |
| G.Stroman | 0 | 0 | 0 | 0 | 0 | 1 | 0 | 0 | 0 | 0 |
| H.Clinton-Dix | 0 | 0 | 0 | 0 | 0 | 0 | 1 | 0 | 0 | 0 |
| R.Kerrigan | 0 | 0 | 0 | 0 | 0 | 0 | 1 | 0 | 0 | 0 |
| Total | 0 | 0 | 0 | 0 | 0 | 3 | 2 | 0 | 0 | 0 |

Tampa Bay Buccaneers

| FUMBLES | FUM | LOST | OWN-REC | YDS | TD | FORCED | OPP-REC | YDS | TD | OUT-BDS |
|---------------|-----|------|---------|-----|----|--------|---------|-----|----|---------|
| J.Rodgers | 1 | 1 | 1 | 1 | 0 | 0 | 0 | 0 | 0 | 0 |
| R.Fitzpatrick | 1 | 1 | 1 | 0 | 0 | 0 | 0 | 0 | 0 | 0 |
| C.Godwin | 1 | 0 | 0 | 0 | 0 | 0 | 0 | 0 | 0 | 0 |
| R.Jensen | 1 | 0 | 0 | -14 | 0 | 0 | 0 | 0 | 0 | 0 |
| Total | 4 | 2 | 2 | -13 | 0 | 0 | 0 | 0 | 0 | 0 |

Washington Redskins vs Tampa Bay Buccaneers
11/11/2018 at Raymond James Stadium

Final Team Statistics

| | Visitor Redskins | Home Buccaneers |
|---|---------------------|--------------------|
| TOTAL FIRST DOWNS | 15 | 29 |
| By Rushing | 6 | 6 |
| By Passing | 7 | 22 |
| By Penalty | 2 | 1 |
| THIRD DOWN EFFICIENCY | 5-13-38% | 6-10-60% |
| FOURTH DOWN EFFICIENCY | 0-0-0% | 0-0-0% |
| TOTAL NET YARDS | 286 | 501 |
| Total Offensive Plays (inc. times thrown passing) | 55 | 67 |
| Average gain per offensive play | 5.2 | 7.5 |
| NET YARDS RUSHING | 116 | 103 |
| Total Rushing Plays | 25 | 24 |
| Average gain per rushing play | 4.6 | 4.3 |
| Tackles for a loss-number and yards | 5-9 | 1-2 |
| NET YARDS PASSING | 170 | 398 |
| Times thrown - yards lost attempting to pass | 3-8 | 2-8 |
| Gross yards passing | 178 | 406 |
| PASS ATTEMPTS-COMPLETIONS-HAD INTERCEPTED | 27-19-0 | 41-29-2 |
| Avg gain per pass play (inc.# thrown passing) | 5.7 | 9.3 |
| KICKOFFS Number-In End Zone-Touchbacks | 5-5-5 | 2-2-1 |
| PUNTS Number and Average | 5-49.4 | 1-44.0 |
| Had Blocked | 0 | 0 |
| FGs - PATs Had Blocked | 0-0 | 0-0 |
| Net Punting Average | 47.8 | 24.0 |
| TOTAL RETURN YARDAGE (Not Including Kickoffs) | 55 | 8 |
| No. and Yards Punt Returns | 0-0 | 1-8 |
| No. and Yards Kickoff Returns | 1-19 | 0-0 |
| No. and Yards Interception Returns | 2-55 | 0-0 |
| PENALTIES Number and Yards | 8-52 | 5-50 |
| FUMBLES Number and Lost | 0-0 | 4-2 |
| TOUCHDOWNS | 1 | 0 |
| Rushing | 0 | 0 |
| Passing | 1 | 0 |
| EXTRA POINTS Made-Attempts | 1-1 | 0-0 |
| Kicking Made-Attempts | 1-1 | 0-0 |
| FIELD GOALS Made-Attempts | 3-3 | 1-3 |
| RED ZONE EFFICIENCY | 1-2-50% | 0-5-0% |
| GOAL TO GO EFFICIENCY | 0-0-0% | 0-1-0% |
| SAFETIES | 0 | 0 |
| FINAL SCORE | 16 | 3 |
| TIME OF POSSESSION | 28:48 | 31:12 |

Washington Redskins vs Tampa Bay Buccaneers
11/11/2018 at Raymond James Stadium

Ball Possession And Drive Chart

Washington Redskins

| # | Time Recd | Time Lost | Time Poss | How Ball Obtained | Drive Began | # Play | Yds Gain | Yds Pen | Net Yds | 1st Down | Last Scrm | How Given Up |
|---|-----------|-----------|-----------|-------------------|-------------|--------|----------|---------|---------|----------|-----------|--------------|
| 1 | 10:30 | 8:49 | 1:41 | Interception | WAS 32 | 3 | 5 | 0 | 5 | 0 | WAS 37 | Punt |
| 2 | 4:18 | 0:10 | 4:08 | Punt | WAS 20 | 8 | 60 | -5 | 55 | 3 | TB 25 | Field Goal |
| 3 | 8:33 | 5:58 | 2:35 | Missed FG | WAS 20 | 3 | 11 | -5 | 6 | 0 | WAS 26 | Punt |
| 4 | 2:03 | 0:20 | 1:43 | Kickoff | WAS 25 | 11 | 60 | -10 | 50 | 3 | TB 25 | Field Goal |
| 5 | 15:00 | 11:03 | 3:57 | Kickoff | WAS 19 | 6 | 29 | -10 | 19 | 1 | WAS 38 | Punt |
| 6 | 4:08 | 14:07 | 5:01 | Missed FG | WAS 38 | 8 | 47 | 15 | 62 | 4 | * TB 6 | Touchdown |
| 7 | 13:59 | 12:03 | 1:56 | Interception | TB 14 | 4 | 16 | -10 | 6 | 0 | * TB 8 | Field Goal |
| 8 | 10:45 | 6:11 | 4:34 | Fumble | WAS 20 | 7 | 30 | 0 | 30 | 2 | 50 | Punt |
| 9 | 3:30 | 0:17 | 3:13 | Fumble | WAS 7 | 8 | 28 | 15 | 43 | 2 | 50 | Punt |

(267) Average WAS 30

Tampa Bay Buccaneers

| # | Time Recd | Time Lost | Time Poss | How Ball Obtained | Drive Began | # Play | Yds Gain | Yds Pen | Net Yds | 1st Down | Last Scrm | How Given Up |
|----|-----------|-----------|-----------|-------------------|-------------|--------|----------|---------|---------|----------|-----------|--------------|
| 1 | 15:00 | 10:30 | 4:30 | Kickoff | TB 25 | 8 | 56 | 0 | 56 | 4 | * WAS 19 | Interception |
| 2 | 8:49 | 4:18 | 4:31 | Punt | TB 15 | 7 | 51 | -10 | 41 | 2 | WAS 44 | Punt |
| 3 | 0:10 | 8:33 | 6:37 | Kickoff | TB 25 | 13 | 73 | -10 | 63 | 5 | * WAS 12 | Missed FG |
| 4 | 5:58 | 2:03 | 3:55 | Punt | TB 22 | 9 | 63 | 0 | 63 | 3 | * WAS 15 | Field Goal |
| 5 | 0:20 | 0:00 | 0:20 | Kickoff | TB 25 | 3 | 36 | 0 | 36 | 2 | WAS 47 | End of Half |
| 6 | 11:03 | 4:08 | 6:55 | Punt | TB 4 | 12 | 66 | 0 | 66 | 4 | * WAS 30 | Missed FG |
| 7 | 14:07 | 13:59 | 0:08 | Kickoff | TB 30 | 1 | 0 | 0 | 0 | 0 | TB 30 | Interception |
| 8 | 12:03 | 10:45 | 1:18 | Kickoff | TB 25 | 4 | 56 | 0 | 56 | 2 | WAS 28 | Fumble |
| 9 | 6:11 | 3:30 | 2:41 | Punt | TB 13 | 12 | 73 | 7 | 80 | 6 | * WAS 2 | Fumble |
| 10 | 0:17 | 0:00 | 0:17 | Punt | TB 6 | 1 | 18 | 0 | 18 | 1 | TB 6 | End of Game |

(190) Average TB 19

* inside opponent's 20

Time of Possession by Quarter

| | 1st | 2nd | 3rd | 4th | OT | Total |
|------------------------------------|------|-------|------|-------|----|-------|
| Visitor Washington Redskins | 5:49 | 4:18 | 8:05 | 10:36 | | 28:48 |
| Home Tampa Bay Buccaneers | 9:11 | 10:42 | 6:55 | 4:24 | | 31:12 |

Kickoff Drive No.-Start Average

Redskins: 2 - WAS 22

Buccaneers: 5 - TB 26

Washington Redskins vs Tampa Bay Buccaneers
11/11/2018 at Raymond James Stadium

Final Defensive Statistics

| Washington Redskins | Regular Defensive Plays | | | | | | | | | | | Special Teams | | | | | Misc | | | |
|---------------------|-------------------------|----------|-----------|----------|----------|----------|----------|----------|----------|----------|----------|---------------|----------|----------|----------|----------|----------|----------|----------|----------|
| | TKL | AST | COMB | SK | / YDS | TFL | Q | IN | PD | FF | FR | TKL | AST | FF | FR | BL | TKL | AST | FF | FR |
| M.Foster | 8 | 2 | 10 | 0 | 0 | 0 | 0 | 0 | 0 | 0 | 0 | 0 | 0 | 0 | 0 | 0 | 0 | 0 | 0 | 0 |
| Z.Brown | 7 | 2 | 9 | 0 | 0 | 2 | 0 | 0 | 0 | 1 | 0 | 0 | 0 | 0 | 0 | 0 | 0 | 0 | 0 | 0 |
| H.Clinton-Dix | 8 | 0 | 8 | 0 | 0 | 0 | 0 | 0 | 1 | 0 | 1 | 0 | 0 | 0 | 0 | 0 | 0 | 0 | 0 | 0 |
| F.Moreau | 6 | 0 | 6 | 0 | 0 | 0 | 0 | 0 | 0 | 0 | 0 | 0 | 0 | 0 | 0 | 0 | 0 | 0 | 0 | 0 |
| G.Stroman | 5 | 0 | 5 | 0 | 0 | 0 | 0 | 1 | 1 | 1 | 0 | 0 | 0 | 0 | 0 | 0 | 0 | 0 | 0 | 0 |
| D.Johnson | 4 | 0 | 4 | 0 | 0 | 0 | 0 | 0 | 1 | 0 | 0 | 0 | 0 | 0 | 0 | 0 | 0 | 0 | 0 | 0 |
| J.Allen | 3 | 0 | 3 | 0 | 0 | 0 | 1 | 0 | 0 | 0 | 0 | 0 | 0 | 0 | 0 | 0 | 0 | 0 | 0 | 0 |
| P.Smith | 2 | 1 | 3 | 1 | 5 | 0 | 2 | 0 | 0 | 1 | 0 | 0 | 0 | 0 | 0 | 0 | 0 | 0 | 0 | 0 |
| D.Swearinger | 1 | 1 | 2 | 0 | 0 | 0 | 0 | 0 | 2 | 0 | 0 | 0 | 0 | 0 | 0 | 0 | 0 | 0 | 0 | 0 |
| R.Kerrigan | 1 | 1 | 2 | 0 | 0 | 0 | 0 | 0 | 0 | 0 | 1 | 0 | 0 | 0 | 0 | 0 | 0 | 0 | 0 | 0 |
| D.Payne | 0 | 2 | 2 | 0 | 0 | 0 | 1 | 0 | 0 | 0 | 0 | 0 | 0 | 0 | 0 | 0 | 0 | 0 | 0 | 0 |
| M.Ioannidis | 1 | 0 | 1 | 1 | 3 | 1 | 2 | 0 | 0 | 0 | 0 | 0 | 0 | 0 | 0 | 0 | 0 | 0 | 0 | 0 |
| J.Norman | 1 | 0 | 1 | 0 | 0 | 0 | 0 | 1 | 1 | 0 | 0 | 0 | 0 | 0 | 0 | 0 | 0 | 0 | 0 | 0 |
| D.Everett | 1 | 0 | 1 | 0 | 0 | 0 | 0 | 0 | 0 | 0 | 0 | 0 | 0 | 0 | 0 | 0 | 0 | 0 | 0 | 0 |
| S.McGee | 1 | 0 | 1 | 0 | 0 | 0 | 0 | 0 | 0 | 0 | 0 | 0 | 0 | 0 | 0 | 0 | 0 | 0 | 0 | 0 |
| C.McKinzy | 1 | 0 | 1 | 0 | 0 | 1 | 0 | 0 | 0 | 0 | 0 | 0 | 0 | 0 | 0 | 0 | 0 | 0 | 0 | 0 |
| J.Harvey-Clemons | 1 | 0 | 1 | 0 | 0 | 0 | 0 | 0 | 0 | 0 | 0 | 0 | 0 | 0 | 0 | 0 | 0 | 0 | 0 | 0 |
| R.Anderson | 0 | 0 | 0 | 0 | 0 | 0 | 0 | 0 | 0 | 0 | 0 | 1 | 0 | 0 | 0 | 0 | 0 | 0 | 0 | 0 |
| J.Sprinkle | 0 | 0 | 0 | 0 | 0 | 0 | 0 | 0 | 0 | 0 | 0 | 0 | 1 | 0 | 0 | 0 | 0 | 0 | 0 | 0 |
| Total | 51 | 9 | 60 | 2 | 8 | 4 | 6 | 2 | 6 | 3 | 2 | 1 | 1 | 0 | 0 | 0 | 0 | 0 | 0 | 0 |

TKL = Tackle AST = Assist COMB = Combined QH=QB Hit IN = Interception PD = Pass Defense FF = Forced Fumble FR = Fumble Recovery

| Tampa Bay Buccaneers | Regular Defensive Plays | | | | | | | | | | | Special Teams | | | | | Misc | | | |
|----------------------|-------------------------|-----------|-----------|----------|----------|----------|----------|----------|----------|----------|----------|---------------|----------|----------|----------|----------|----------|----------|----------|----------|
| | TKL | AST | COMB | SK | / YDS | TFL | QH | IN | PD | FF | FR | TKL | AST | FF | FR | BL | TKL | AST | FF | FR |
| J.Evans | 4 | 5 | 9 | 0 | 0 | 0 | 0 | 0 | 0 | 0 | 0 | 0 | 0 | 0 | 0 | 0 | 0 | 0 | 0 | 0 |
| L.David | 7 | 0 | 7 | 0 | 0 | 0 | 0 | 0 | 0 | 0 | 0 | 0 | 0 | 0 | 0 | 0 | 0 | 0 | 0 | 0 |
| C.Davis III | 3 | 2 | 5 | 0 | 0 | 1 | 0 | 0 | 0 | 0 | 0 | 0 | 0 | 0 | 0 | 0 | 0 | 0 | 0 | 0 |
| A.Adams | 4 | 0 | 4 | 0 | 0 | 0 | 0 | 0 | 1 | 0 | 0 | 1 | 0 | 0 | 0 | 0 | 0 | 0 | 0 | 0 |
| I.Johnson | 4 | 0 | 4 | 0 | 0 | 0 | 0 | 0 | 0 | 0 | 0 | 0 | 0 | 0 | 0 | 0 | 0 | 0 | 0 | 0 |
| A.Taylor | 3 | 1 | 4 | 0 | 0 | 2 | 0 | 0 | 0 | 0 | 0 | 0 | 0 | 0 | 0 | 0 | 0 | 0 | 0 | 0 |
| J.Whitehead | 3 | 1 | 4 | 0 | 0 | 0 | 0 | 0 | 0 | 0 | 0 | 0 | 0 | 0 | 0 | 0 | 0 | 0 | 0 | 0 |
| B.Grimes | 3 | 0 | 3 | 0 | 0 | 0 | 0 | 0 | 0 | 0 | 0 | 0 | 0 | 0 | 0 | 0 | 0 | 0 | 0 | 0 |
| B.Allen | 3 | 0 | 3 | 0 | 0 | 1 | 0 | 0 | 0 | 0 | 0 | 0 | 0 | 0 | 0 | 0 | 0 | 0 | 0 | 0 |
| J.Elliott | 2 | 0 | 2 | 0 | 0 | 1 | 0 | 0 | 0 | 0 | 0 | 0 | 0 | 0 | 0 | 0 | 0 | 0 | 0 | 0 |
| W.Gholston | 1 | 1 | 2 | 0 | 0 | 0 | 0 | 0 | 0 | 0 | 0 | 0 | 0 | 0 | 0 | 0 | 0 | 0 | 0 | 0 |
| G.McCoy | 1 | 0 | 1 | 1 | 0 | 0 | 3 | 0 | 0 | 0 | 0 | 0 | 0 | 0 | 0 | 0 | 0 | 0 | 0 | 0 |
| C.Nassib | 1 | 0 | 1 | 1 | 8 | 1 | 2 | 0 | 0 | 0 | 0 | 0 | 0 | 0 | 0 | 0 | 0 | 0 | 0 | 0 |
| V.Vea | 1 | 0 | 1 | 1 | 0 | 0 | 1 | 0 | 0 | 0 | 0 | 0 | 0 | 0 | 0 | 0 | 0 | 0 | 0 | 0 |
| N.Spence | 1 | 0 | 1 | 0 | 0 | 0 | 0 | 0 | 0 | 0 | 0 | 0 | 0 | 0 | 0 | 0 | 0 | 0 | 0 | 0 |
| J.Pierre-Paul | 0 | 1 | 1 | 0 | 0 | 0 | 0 | 0 | 0 | 0 | 0 | 0 | 0 | 0 | 0 | 0 | 0 | 0 | 0 | 0 |
| C.Godwin | 0 | 0 | 0 | 0 | 0 | 0 | 0 | 0 | 0 | 0 | 0 | 0 | 0 | 0 | 0 | 0 | 1 | 0 | 0 | 0 |
| S.Wilson | 0 | 0 | 0 | 0 | 0 | 0 | 0 | 0 | 0 | 0 | 0 | 0 | 0 | 0 | 0 | 0 | 1 | 0 | 0 | 0 |
| R.Jensen | 0 | 0 | 0 | 0 | 0 | 0 | 0 | 0 | 0 | 0 | 0 | 0 | 0 | 0 | 0 | 0 | 1 | 0 | 0 | 0 |
| D.Smith | 0 | 0 | 0 | 0 | 0 | 0 | 0 | 0 | 0 | 0 | 0 | 0 | 0 | 0 | 0 | 0 | 1 | 0 | 0 | 0 |
| R.Fitzpatrick | 0 | 0 | 0 | 0 | 0 | 0 | 0 | 0 | 0 | 0 | 0 | 0 | 0 | 0 | 0 | 0 | 0 | 0 | 0 | 1 |
| J.Rodgers | 0 | 0 | 0 | 0 | 0 | 0 | 0 | 0 | 0 | 0 | 0 | 0 | 0 | 0 | 0 | 0 | 0 | 0 | 0 | 1 |
| Total | 41 | 11 | 52 | 3 | 8 | 6 | 6 | 0 | 1 | 0 | 0 | 1 | 0 | 0 | 0 | 0 | 4 | 0 | 0 | 2 |

First Quarter

11/11/2018

Play By Play

TB wins toss, elects to Receive, and WAS elects to defend the South goal.

D.Hopkins kicks 65 yards from WAS 35 to end zone, Touchback.

Tampa Bay Buccaneers at 15:00

| | | |
|--------------------|--|----|
| 1-10-TB 25 | (15:00) R.Fitzpatrick pass short middle to M.Evans to TB 37 for 12 yards (H.Clinton-Dix) [P.Smith]. | P1 |
| <u>1-10-TB 37</u> | (14:27) (No Huddle) P.Barber up the middle to TB 37 for no gain (D.Swearingen). | |
| 2-10-TB 37 | (13:55) P.Barber left tackle to TB 46 for 9 yards (D.Everett). | |
| 3-1-TB 46 | (13:18) P.Barber right end to TB 49 for 3 yards (Z.Brown). | R2 |
| <u>1-10-TB 49</u> | (12:40) (Shotgun) R.Fitzpatrick pass short middle to O.Howard to WAS 36 for 15 yards (D.Johnson). | P3 |
| <u>1-10-WAS 36</u> | (12:04) (Shotgun) R.Fitzpatrick pass short middle to C.Godwin to WAS 22 for 14 yards (F.Moreau). | P4 |
| <u>1-10-WAS 22</u> | (11:26) P.Barber left end pushed ob at WAS 19 for 3 yards (J.Allen). | |
| 2-7-WAS 19 | (10:44) (Shotgun) R.Fitzpatrick pass deep left intended for S.Wilson INTERCEPTED by J.Norman [M.Ioannidis] at WAS 0. J.Norman to WAS 32 for 32 yards (C.Godwin). | |

Washington Redskins at 10:30

| | |
|-------------|--|
| 1-10-WAS 32 | (10:30) A.Smith pass short right to A.Peterson to WAS 31 for -1 yards (A.Taylor) [G.McCoy]. |
| 2-11-WAS 31 | (9:50) A.Peterson left end to WAS 37 for 6 yards (C.Davis III; J.Evans). |
| 3-5-WAS 37 | (9:06) (Shotgun) A.Smith pass incomplete short left to J.Reed (A.Adams). |
| 4-5-WAS 37 | (9:02) T.Way punts 56 yards to TB 7, Center-N.Sundberg. A.Humphries to TB 15 for 8 yards (R.Anderson, J.Sprinkle). |

Tampa Bay Buccaneers at 8:49

| | | |
|--------------------|--|----|
| 1-10-TB 15 | (8:49) R.Fitzpatrick pass deep right to M.Evans ran ob at TB 31 for 16 yards. | P5 |
| <u>1-10-TB 31</u> | (8:14) P.Barber right guard to TB 35 for 4 yards (M.Foster). | |
| 2-6-TB 35 | (7:36) (Shotgun) S.Wilson right guard to TB 38 for 3 yards (M.Foster). | |
| 3-3-TB 38 | (6:59) (Shotgun) R.Fitzpatrick pass short left to D.Jackson pushed ob at WAS 38 for 24 yards (H.Clinton-Dix). | P6 |
| <u>1-10-WAS 38</u> | (6:24) J.Rodgers up the middle to WAS 38 for no gain (Z.Brown). | |
| 2-10-WAS 38 | (5:44) (Shotgun) <i>PENALTY on TB-R.Jensen, False Start, 5 yards, enforced at WAS 38 - No Play.</i> | |
| 2-15-WAS 43 | (5:22) (Shotgun) R.Fitzpatrick pass short right to S.Wilson to WAS 47 for -4 yards (Z.Brown). | |
| 3-19-WAS 47 | (4:44) (Shotgun) R.Fitzpatrick scrambles up the middle to WAS 36 for 11 yards. Lateral to A.Humphries ran ob at WAS 17 for 19 yards (J.Norman). Washington challenged the backward pass ruling, and the play was REVERSED. (Shotgun) R.Fitzpatrick scrambles up the middle to WAS 39 for 8 yards. R.Fitzpatrick pass short left to A.Humphries ran ob at WAS 17 for 22 yards (J.Norman). <i>PENALTY on TB-R.Fitzpatrick, Illegal Forward Pass, 5 yards, enforced at WAS 39.</i> | |
| 4-16-WAS 44 | (4:26) B.Anger punts 44 yards to end zone, Center-G.Sanborn, Touchback. | |

Washington Redskins at 4:18

| | | |
|--------------------|---|----|
| 1-10-WAS 20 | (4:18) A.Peterson up the middle to WAS 19 for -1 yards (J.Elliott). | |
| 2-11-WAS 19 | (3:34) (Shotgun) K.Bibbs up the middle to WAS 34 for 15 yards (J.Whitehead, J.Evans). | R1 |
| <u>1-10-WAS 34</u> | (3:01) A.Smith pass deep left to J.Reed to TB 42 for 24 yards (B.Grimes). | P2 |
| <u>1-10-TB 42</u> | (2:20) A.Peterson right tackle to TB 26 for 16 yards (J.Whitehead). | R3 |
| <u>1-10-TB 26</u> | (1:46) (Shotgun) A.Peterson up the middle to TB 27 for -1 yards (B.Allen). Timeout #1 by WAS at 01:00. | |
| 2-11-TB 27 | (1:00) (Shotgun) A.Smith pass incomplete deep left to J.Sprinkle. | |
| 3-11-TB 27 | (:56) (Shotgun) <i>PENALTY on WAS-M.Moses, False Start, 5 yards, enforced at TB 27 - No Play.</i> | |
| 3-16-TB 32 | (:56) (Shotgun) A.Smith pass short right to M.Harris to TB 25 for 7 yards (J.Evans). | |
| 4-9-TB 25 | (:14) D.Hopkins 43 yard field goal is GOOD, Center-N.Sundberg, Holder-T.Way. | |

| |
|--|
| WAS 3 TB 0, 8 plays, 55 yards, 4:08 drive, 14:50 elapsed |
|--|

D.Hopkins kicks 65 yards from WAS 35 to end zone, Touchback.

Tampa Bay Buccaneers at 0:10

| | | |
|------------|--|----|
| 1-10-TB 25 | (:10) P.Barber left end to TB 37 for 12 yards (H.Clinton-Dix). | R7 |
|------------|--|----|

END OF QUARTER

| | Score | Time Poss | First Downs | | | | Efficiencies | |
|----------------------|-------|-----------|-------------|---|---|---|--------------|--------|
| | | | R | P | X | T | 3 Down | 4 Down |
| Washington Redskins | 3 | 5:49 | 2 | 1 | 0 | 3 | 0/2 | 0/0 |
| Tampa Bay Buccaneers | 0 | 9:11 | 2 | 5 | 0 | 7 | 2/3 | 0/0 |

Second Quarter

11/11/2018

Play By Play

Tampa Bay Buccaneers continued.

| | | |
|--------------------|---|-----|
| <u>1-10-TB 37</u> | (15:00) (Shotgun) P.Barber left end ran ob at 50 for 13 yards (D.Johnson). | R8 |
| <u>1-10-50</u> | (14:22) (Shotgun) R.Fitzpatrick pass short right to P.Barber to WAS 45 for 5 yards (D.Swearinger; Z.Brown). | |
| 2-5-WAS 45 | (13:39) (Shotgun) R.Fitzpatrick pass incomplete short right to C.Brake. | |
| 3-5-WAS 45 | (13:36) (Shotgun) R.Fitzpatrick scrambles right end to WAS 40 for 5 yards (P.Smith). | R9 |
| <u>1-10-WAS 40</u> | (12:51) R.Fitzpatrick pass incomplete deep left to M.Evans (D.Johnson, H.Clinton-Dix). | |
| 2-10-WAS 40 | (12:45) (Shotgun) R.Fitzpatrick pass short left to C.Godwin to WAS 28 for 12 yards (D.Johnson). | P10 |
| <u>1-10-WAS 28</u> | (12:07) P.Barber up the middle to WAS 27 for 1 yard (Z.Brown). | |
| | <i>PENALTY on TB-R.Jensen, Offensive Holding, 10 yards, enforced at WAS 28 - No Play.</i> | |
| 1-20-WAS 38 | (11:38) (Shotgun) R.Fitzpatrick pass short middle to J.Rodgers to WAS 32 for 6 yards (S.McGee). | |
| 2-14-WAS 32 | (10:59) (Shotgun) R.Fitzpatrick pass short left to C.Brake to WAS 18 for 14 yards (D.Johnson). | P11 |
| <u>1-10-WAS 18</u> | (10:11) P.Barber left guard to WAS 16 for 2 yards (J.Allen, Z.Brown). | |
| 2-8-WAS 16 | (9:28) (Shotgun) R.Fitzpatrick scrambles up the middle to WAS 12 for 4 yards (Z.Brown). | |
| 3-4-WAS 12 | (8:40) (Shotgun) R.Fitzpatrick pass incomplete short left to C.Brake (D.Swearinger). | |
| 4-4-WAS 12 | (8:35) C.Catanzaro 30 yard field goal is No Good, Wide Right, Center-G.Sanborn, Holder-B.Anger. | |

Washington Redskins at 8:33

| | | |
|-------------|--|--|
| 1-10-WAS 20 | (8:33) (Shotgun) A.Peterson right end to WAS 18 for -2 yards (A.Taylor). | |
| 2-12-WAS 18 | (7:50) (Shotgun) A.Smith pass short left to A.Peterson to WAS 20 for 2 yards (A.Adams). | |
| 3-10-WAS 20 | (7:07) (Shotgun) <i>PENALTY on WAS-J.Reed, False Start, 5 yards, enforced at WAS 20 - No Play.</i> | |
| 3-15-WAS 15 | (6:40) (Shotgun) A.Smith pass short left to K.Bibbs to WAS 26 for 11 yards (J.Evans). | |
| 4-4-WAS 26 | (6:05) T.Way punts 52 yards to TB 22, Center-N.Sundberg, fair catch by A.Humphries. | |

Tampa Bay Buccaneers at 5:58

| | | |
|--------------------|--|-----|
| 1-10-TB 22 | (5:58) (Shotgun) S.Wilson right end to TB 26 for 4 yards (M.Foster). | |
| 2-6-TB 26 | (5:26) P.Barber left end to TB 24 for -2 yards (Z.Brown, P.Smith). | |
| 3-8-TB 24 | (4:44) (Shotgun) R.Fitzpatrick pass short left to J.Rodgers to TB 48 for 24 yards (F.Moreau). | P12 |
| <u>1-10-TB 48</u> | (4:07) (Shotgun) R.Fitzpatrick pass short middle to C.Godwin to WAS 36 for 16 yards (H.Clinton-Dix). | P13 |
| <u>1-10-WAS 36</u> | (3:28) R.Fitzpatrick pass deep right to A.Humphries to WAS 12 for 24 yards (F.Moreau). | P14 |
| <u>1-10-WAS 12</u> | (2:41) (Shotgun) R.Fitzpatrick sacked at WAS 15 for -3 yards (M.Ioannidis). | |
| | <i>Penalty on TB-C.Bennoch, Offensive Holding, declined.</i> | |
| 2-13-WAS 15 | (2:15) (Shotgun) R.Fitzpatrick pass incomplete short middle to S.Wilson. | |
| 3-13-WAS 15 | (2:12) (Shotgun) R.Fitzpatrick pass incomplete short middle to A.Humphries (D.Swearinger). | |
| 4-13-WAS 15 | (2:06) C.Catanzaro 33 yard field goal is GOOD, Center-G.Sanborn, Holder-B.Anger. | |

| |
|--|
| WAS 3 TB 3, 9 plays, 63 yards, 3:55 drive, 12:57 elapsed |
|--|

C.Catanzaro kicks 65 yards from TB 35 to end zone, Touchback.

Washington Redskins at 2:03

| | | |
|-------------|--|--|
| 1-10-WAS 25 | (2:03) A.Smith pass short right to K.Bibbs to TB 35 for 40 yards (B.Grimes). | |
| | <i>PENALTY on WAS-J.Cooper, Offensive Holding, 10 yards, enforced at WAS 27.</i> | |

Two-Minute Warning

| | | |
|--------------------|---|----|
| 1-18-WAS 17 | (1:54) (Shotgun) A.Smith pass short left to M.Harris to WAS 27 for 10 yards (L.David). | |
| 2-8-WAS 27 | (1:33) (No Huddle, Shotgun) A.Smith pass short left to J.Doctson pushed ob at WAS 39 for 12 yards (C.Davis III). | P4 |
| | Timeout #1 by TB at 01:27. | |
| <u>1-10-WAS 39</u> | (1:27) (Shotgun) A.Smith pass short middle to M.Floyd to WAS 41 for 2 yards (L.David). The Replay Official reviewed the pass completion ruling, and the play was REVERSED. (Shotgun) A.Smith pass incomplete short middle to M.Floyd. | |
| 2-10-WAS 39 | (1:22) (Shotgun) A.Smith pass short middle to J.Doctson to TB 46 for 15 yards (A.Adams). | P5 |
| <u>1-10-TB 46</u> | (1:03) (No Huddle, Shotgun) A.Smith pass short right to M.Harris to TB 37 for 9 yards (J.Whitehead). | |
| | Timeout #2 by WAS at 00:57. | |
| 2-1-TB 37 | (:57) (Shotgun) A.Smith pass short right to M.Floyd ran ob at TB 31 for 6 yards [C.Nassib]. | P6 |
| <u>1-10-TB 31</u> | (:54) (Shotgun) A.Smith pass incomplete short right to K.Bibbs. | |
| 2-10-TB 31 | (:50) (Shotgun) A.Smith pass short right to J.Reed to TB 25 for 6 yards (A.Adams). | |
| 3-4-TB 25 | (:28) (No Huddle, Shotgun) A.Smith pass incomplete short right to K.Bibbs [G.McCoy]. | |

Washington Redskins vs Tampa Bay Buccaneers at Raymond James Stadium

4-4-TB 25

(:24) D.Hopkins 43 yard field goal is GOOD, Center-N.Sundberg, Holder-T.Way.

WAS 6 TB 3, 11 plays, 50 yards, 1:43 drive, 14:40 elapsed

D.Hopkins kicks 65 yards from WAS 35 to end zone, Touchback.

Tampa Bay Buccaneers at 0:20

1-10-TB 25 (:20) (Shotgun) R.Fitzpatrick pass short middle to J.Rodgers to TB 36 for 11 yards (M.Foster).

P15

Timeout #2 by TB at 00:14.

1-10-TB 36 (:14) (Shotgun) R.Fitzpatrick pass short middle to J.Rodgers to WAS 47 for 17 yards (H.Clinton-Dix, M.Foster).

P16

Timeout #3 by TB at 00:08.

1-10-WAS 47 (:08) (Shotgun) R.Fitzpatrick pass short middle to J.Rodgers to WAS 39 for 8 yards (M.Foster).

END OF QUARTER

| | Score | Time Poss | First Downs | | | | Efficiencies | |
|----------------------|-------|-----------|-------------|---|---|---|--------------|--------|
| | | | R | P | X | T | 3 Down | 4 Down |
| Washington Redskins | 6 | 4:18 | 0 | 3 | 0 | 3 | 0/2 | 0/0 |
| Tampa Bay Buccaneers | 3 | 10:42 | 2 | 7 | 0 | 9 | 2/4 | 0/0 |

Third Quarter

11/11/2018

Play By Play

WAS elects to Receive, and TB elects to defend the North goal.

C.Catanzaro kicks 65 yards from TB 35 to WAS 0. D.Johnson to WAS 19 for 19 yards (A.Adams).

Washington Redskins at 15:00, (1st play from scrimmage 14:56)

- 1-10-WAS 19 (14:56) M.Harris left end to WAS 23 for 4 yards (J.Elliott).
- 2-6-WAS 23 (14:24) A.Peterson right end pushed ob at WAS 28 for 5 yards (A.Taylor).
Timeout #1 by WAS at 13:43.
- 3-1-WAS 28 (13:43) R.Anderson and G.Christian reported in as eligible. A.Peterson up the middle to WAS 29 for 1 yard (J.Evans; A.Taylor). R7
- 1-10-WAS 29 (12:59) (Shotgun) A.Smith pass incomplete short right to J.Reed.
- 2-10-WAS 29 (12:54) (Shotgun) A.Peterson right tackle to WAS 40 for 11 yards (L.David).
PENALTY on WAS-J.Cooper, Offensive Holding, 10 yards, enforced at WAS 29 - No Play.
- 2-20-WAS 19 (12:24) (Shotgun) A.Smith pass short middle to M.Harris to WAS 25 for 6 yards (L.David).
- 3-14-WAS 25 (11:55) (Shotgun) A.Smith pass short left to J.Doctson to WAS 38 for 13 yards (A.Adams).
- 4-1-WAS 38 (11:15) T.Way punts 58 yards to TB 4, Center-N.Sundberg, downed by WAS-J.Sprinkle.

Tampa Bay Buccaneers at 11:03

- 1-10-TB 4 (11:03) R.Fitzpatrick pass deep right to D.Jackson to TB 21 for 17 yards (F.Moreau). P17
- 1-10-TB 21 (10:20) P.Barber up the middle to TB 24 for 3 yards (M.Foster; D.Payne).
- 2-7-TB 24 (9:44) (Shotgun) R.Fitzpatrick pass deep right to M.Evans to TB 47 for 23 yards (F.Moreau). P18
- 1-10-TB 47 (9:07) (No Huddle) R.Fitzpatrick pass short right to D.Jackson pushed ob at WAS 44 for 9 yards (G.Stroman). R19
- 2-1-WAS 44 (8:39) P.Barber left tackle to WAS 30 for 14 yards (H.Clinton-Dix).
- 1-10-WAS 30 (8:02) R.Fitzpatrick pass short left to D.Jackson pushed ob at WAS 21 for 9 yards (G.Stroman).
- 2-1-WAS 21 (7:29) P.Barber left guard to WAS 21 for no gain (R.Kerrigan; D.Payne).
- 3-1-WAS 21 (6:50) R.Fitzpatrick up the middle to WAS 19 for 2 yards (R.Kerrigan). R20
- 1-10-WAS 19 (6:22) (Shotgun) R.Fitzpatrick scrambles up the middle to WAS 16 for 3 yards (J.Norman).
- 2-7-WAS 16 (5:35) (Shotgun) P.Barber up the middle to WAS 16 for no gain (J.Allen).
- 3-7-WAS 16 (4:55) (Shotgun) R.Fitzpatrick Aborted. R.Jensen FUMBLES at WAS 30, recovered by TB-R.Fitzpatrick at WAS 30. R.Fitzpatrick to WAS 30 for no gain (C.McKinzy).
- 4-21-WAS 30 (4:12) C.Catanzaro 48 yard field goal is No Good, Wide Right, Center-G.Sanborn, Holder-B.Anger.

Washington Redskins at 4:08

- 1-10-WAS 38 (4:08) (Shotgun) A.Smith pass incomplete deep middle to B.Quick [B.Allen].
PENALTY on TB-B.Allen, Roughing the Passer, 15 yards, enforced at WAS 38 - No Play. X8
- 1-10-TB 47 (4:02) (Shotgun) A.Smith pass short left to J.Reed to TB 38 for 9 yards (I.Johnson).
- 2-1-TB 38 (3:19) A.Smith sacked at TB 46 for -8 yards (C.Nassib).
Timeout #2 by WAS at 02:33.
- 3-9-TB 46 (2:33) (Shotgun) A.Smith pass deep right to M.Harris to TB 26 for 20 yards (J.Evans). P9
- 1-10-TB 26 (1:54) A.Peterson right guard to TB 23 for 3 yards (B.Allen).
- 2-7-TB 23 (1:13) (Shotgun) A.Smith pass short middle to J.Reed to TB 11 for 12 yards (I.Johnson). P10
- 1-10-TB 11 (:36) A.Peterson left end ran ob at TB 15 for -4 yards (C.Davis III).

END OF QUARTER

| | Score | Time Poss | First Downs | | | | Efficiencies | |
|----------------------|-------|-----------|-------------|---|---|---|--------------|--------|
| | | | R | P | X | T | 3 Down | 4 Down |
| Washington Redskins | 6 | 8:05 | 1 | 2 | 1 | 4 | 2/3 | 0/0 |
| Tampa Bay Buccaneers | 3 | 6:55 | 2 | 2 | 0 | 4 | 1/2 | 0/0 |

Fourth Quarter

11/11/2018

Play By Play

Washington Redskins continued.

- 2-14-TB 15 (15:00) (Shotgun) A.Smith scrambles right end to TB 6 for 9 yards (B.Grimes).
 3-5-TB 6 (14:16) (Shotgun) A.Smith pass short middle to J.Doctson for 6 yards, TOUCHDOWN.
 D.Hopkins extra point is GOOD, Center-N.Sundberg, Holder-T.Way.

P11

| |
|--|
| WAS 13 TB 3, 8 plays, 62 yards, 1 penalty, 5:01 drive, 0:53 elapsed |
|--|

D.Hopkins kicks 65 yards from WAS 35 to end zone, Touchback.

PENALTY on WAS-A.Alexander, Illegal Formation, 5 yards, enforced at TB 25.

Tampa Bay Buccaneers at 14:07

- 1-10-TB 30 (14:07) (Shotgun) R.Fitzpatrick pass short right intended for O.Howard INTERCEPTED by G.Stroman at TB 37. G.Stroman to TB 14 for 23 yards (S.Wilson).

Washington Redskins at 13:59

- 1-10-TB 14 (13:59) (Shotgun) A.Smith left end to TB 7 for 7 yards (C.Davis III).
 2-3-TB 7 (13:21) A.Peterson up the middle to TB 6 for 1 yard (J.Whitehead).
 PENALTY on WAS-M.Moses, Offensive Holding, 10 yards, enforced at TB 7 - No Play.
 2-13-TB 17 (12:54) (Shotgun) A.Smith pass short middle to M.Floyd to TB 8 for 9 yards (L.David).
 3-4-TB 8 (12:10) (Shotgun) A.Smith pass incomplete short right.
 4-4-TB 8 (12:06) D.Hopkins 26 yard field goal is GOOD, Center-N.Sundberg, Holder-T.Way.

| |
|--|
| WAS 16 TB 3, 4 plays, 6 yards, 1:56 drive, 2:57 elapsed |
|--|

D.Hopkins kicks 65 yards from WAS 35 to end zone, Touchback.

Tampa Bay Buccaneers at 12:03

- 1-10-TB 25 (12:03) (Shotgun) R.Fitzpatrick pass short left to J.Rodgers to TB 43 for 18 yards (F.Moreau) [D.Payne]. P21
1-10-TB 43 (11:34) (Shotgun) R.Fitzpatrick pass incomplete deep left to M.Evans.
 2-10-TB 43 (11:29) (Shotgun) R.Fitzpatrick pass short middle to A.Humphries to WAS 28 for 29 yards (Z.Brown). P22
1-10-WAS 28 (10:56) (No Huddle, Shotgun) R.Fitzpatrick pass short middle to J.Rodgers to WAS 19 for 9 yards (Z.Brown). FUMBLES (Z.Brown), RECOVERED by WAS-H.Clinton-Dix at WAS 0. Touchback (R.Jensen).

Washington Redskins at 10:45

- 1-10-WAS 20 (10:45) A.Peterson right tackle to WAS 38 for 18 yards (J.Evans). R12
1-10-WAS 38 (10:02) A.Peterson up the middle to WAS 41 for 3 yards (L.David, J.Whitehead).
 2-7-WAS 41 (9:19) A.Smith pass incomplete deep left to V.Davis.
 Timeout #3 by WAS at 09:12.
 3-7-WAS 41 (9:12) (Shotgun) K.Bibbs right end to TB 49 for 10 yards (N.Spence, J.Evans). R13
1-10-TB 49 (8:27) A.Peterson left end to 50 for -1 yards (C.Davis III; J.Evans).
 2-11-50 (7:43) A.Smith sacked at 50 for 0 yards (V.Vea).
 3-11-50 (6:57) (Shotgun) A.Smith sacked at 50 for 0 yards (G.McCoy).
 4-11-50 (6:18) T.Way punts 37 yards to TB 13, Center-N.Sundberg, fair catch by A.Humphries.

Tampa Bay Buccaneers at 6:11

- 1-10-TB 13 (6:11) R.Fitzpatrick scrambles right guard to TB 20 for 7 yards (M.Foster).
 2-3-TB 20 (5:44) (Shotgun) R.Fitzpatrick pass short right to D.Jackson to TB 28 for 8 yards (G.Stroman). P23
1-10-TB 28 (5:21) (No Huddle, Shotgun) R.Fitzpatrick pass incomplete deep right to D.Jackson.
 2-10-TB 28 (5:15) (Shotgun) R.Fitzpatrick pass deep left to C.Godwin to TB 48 for 20 yards (G.Stroman). FUMBLES (G.Stroman), recovered by TB-J.Rodgers at WAS 49. J.Rodgers to WAS 48 for 1 yard (M.Foster). P24
1-10-WAS 47 (4:37) (No Huddle, Shotgun) R.Fitzpatrick pass short left to C.Godwin ran ob at WAS 36 for 11 yards (G.Stroman). P25
1-10-WAS 36 (4:34) (No Huddle, Shotgun) PENALTY on WAS-M.Ioannidis, Neutral Zone Infraction, 5 yards, enforced at WAS 36 - No Play.
 1-5-WAS 31 (4:34) (Shotgun) R.Fitzpatrick pass incomplete short left to D.Jackson.
 2-5-WAS 31 (4:31) (Shotgun) R.Fitzpatrick pass incomplete deep middle to D.Jackson [J.Allen].
 3-5-WAS 31 (4:26) (Shotgun) R.Fitzpatrick pass short right to J.Rodgers pushed ob at WAS 22 for 9 yards (M.Foster). P26
1-10-WAS 22 (4:20) (Shotgun) R.Fitzpatrick pass short right to C.Godwin pushed ob at WAS 10 for 12 yards (J.Harvey-Clemons). P27
1-10-WAS 10 (4:15) (Shotgun) R.Fitzpatrick scrambles left end to WAS 4 for 6 yards (H.Clinton-Dix).
 2-4-WAS 4 (3:45) (No Huddle, Shotgun) R.Fitzpatrick sacked at WAS 14 for -10 yards (C.McKinzy). FUMBLES (C.McKinzy) [C.McKinzy], and recovers at WAS 14.
 PENALTY on WAS-J.Norman, Defensive Holding, 2 yards, enforced at WAS 4 - No Play. X28
1-2-WAS 2 (3:39) (Shotgun) R.Fitzpatrick pass incomplete short middle to M.Evans.
 2-2-WAS 2 (3:36) (Shotgun) R.Fitzpatrick sacked at WAS 7 for -5 yards (P.Smith). FUMBLES (P.Smith) [P.Smith], RECOVERED by WAS-R.Kerrigan at WAS 7. R.Kerrigan to WAS 7 for no gain (D.Smith).

Washington Redskins vs Tampa Bay Buccaneers at Raymond James Stadium

Washington Redskins at 3:30

- 1-10-WAS 7 (3:30) A.Peterson right end to WAS 7 for no gain (L.David).
Timeout #1 by TB at 03:26.
- 2-10-WAS 7 (3:26) (Shotgun) A.Peterson left end to WAS 15 for 8 yards (L.David).
Timeout #2 by TB at 03:22.
- 3-2-WAS 15 (3:22) A.Peterson left end to WAS 26 for 11 yards (B.Allen). R14
Timeout #3 by TB at 03:12.
- 1-10-WAS 26 (3:12) A.Peterson right tackle to WAS 29 for 3 yards (W.Gholston).
- 2-7-WAS 29 (2:29) A.Peterson right tackle to WAS 31 for 2 yards (L.David).
PENALTY on TB, Unsportsmanlike Conduct, 15 yards, enforced at WAS 31. X15
- 1-10-WAS 46 (2:02) K.Bibbs left end to WAS 49 for 3 yards (I.Johnson).

Two-Minute Warning

- 2-7-WAS 49 (1:56) A.Peterson right end to 50 for 1 yard (I.Johnson).
- 3-6-50 (1:12) A.Peterson left guard to 50 for no gain (J.Pierre-Paul; W.Gholston).
- 4-6-50 (:27) T.Way punts 44 yards to TB 6, Center-N.Sundberg, downed by WAS-N.Sundberg.

Tampa Bay Buccaneers at 0:17

- 1-10-TB 6 (:17) (Shotgun) R.Fitzpatrick pass short right to C.Godwin to TB 24 for 18 yards (H.Clinton-Dix). P29

END OF QUARTER

| | Score | Time Poss | First Downs | | | | Efficiencies | |
|-----------------------------|-----------|--------------|-------------|----------|----------|----------|--------------|------------|
| | | | R | P | X | T | 3 Down | 4 Down |
| Washington Redskins | 16 | 10:36 | 3 | 1 | 1 | 5 | 3/6 | 0/0 |
| Tampa Bay Buccaneers | 3 | 4:24 | 0 | 8 | 1 | 9 | 1/1 | 0/0 |

Miscellaneous Statistics Report

Washington Redskins vs Tampa Bay Buccaneers
11/11/2018 at Raymond James Stadium

Ten Longest Plays for Washington Redskins

| Yards | Qtr | Play Start | Play Description |
|-------|-----|-------------|--|
| 24 | 1 | 1-10-WAS 34 | (3:01) A.Smith pass deep left to J.Reed to TB 42 for 24 yards (B.Grimes). |
| 20 | 3 | 3-9-TB 46 | (2:33) (Shotgun) A.Smith pass deep right to M.Harris to TB 26 for 20 yards (J.Evans). |
| 18 | 4 | 1-10-WAS 20 | (10:45) A.Peterson right tackle to WAS 38 for 18 yards (J.Evans). |
| 17 | 4 | 2-7-WAS 29 | (2:29) A.Peterson right tackle to WAS 31 for 2 yards (L.David). PENALTY on TB, Unsportsmanlike Conduct, 15 yards, enforced at WAS 31. |
| 16 | 1 | 1-10-TB 42 | (2:20) A.Peterson right tackle to TB 26 for 16 yards (J.Whitehead). |
| 15 | 1 | 2-11-WAS 19 | (3:34) (Shotgun) K.Bibbs up the middle to WAS 34 for 15 yards (J.Whitehead, J.Evans). |
| 15 | 2 | 2-10-WAS 39 | (1:22) (Shotgun) A.Smith pass short middle to J.Doctson to TB 46 for 15 yards (A.Adams). |
| 13 | 3 | 3-14-WAS 25 | (11:55) (Shotgun) A.Smith pass short left to J.Doctson to WAS 38 for 13 yards (A.Adams). |
| 12 | 2 | 2-8-WAS 27 | (1:33) (No Huddle, Shotgun) A.Smith pass short left to J.Doctson pushed ob at WAS 39 for 12 yards (C.Davis III). |
| 12 | 3 | 2-7-TB 23 | (1:13) (Shotgun) A.Smith pass short middle to J.Reed to TB 11 for 12 yards (I.Johnson). |

Ten Longest Plays for Tampa Bay Buccaneers

| Yards | Qtr | Play Start | Play Description |
|-------|-----|-------------|---|
| 29 | 4 | 2-10-TB 43 | (11:29) (Shotgun) R.Fitzpatrick pass short middle to A.Humphries to WAS 28 for 29 yards (Z.Brown). |
| 24 | 1 | 3-3-TB 38 | (6:59) (Shotgun) R.Fitzpatrick pass short left to D.Jackson pushed ob at WAS 38 for 24 yards (H.Clinton-Dix). |
| 24 | 2 | 3-8-TB 24 | (4:44) (Shotgun) R.Fitzpatrick pass short left to J.Rodgers to TB 48 for 24 yards (F.Moreau). |
| 24 | 2 | 1-10-WAS 36 | (3:28) R.Fitzpatrick pass deep right to A.Humphries to WAS 12 for 24 yards (F.Moreau). |
| 24 | 4 | 2-10-TB 28 | (5:15) (Shotgun) R.Fitzpatrick pass deep left to C.Godwin to TB 48 for 20 yards (G.Stroman). FUMBLES (G.Stroman), |
| 23 | 3 | 2-7-TB 24 | (9:44) (Shotgun) R.Fitzpatrick pass deep right to M.Evans to TB 47 for 23 yards (F.Moreau). |
| 18 | 4 | 1-10-TB 25 | (12:03) (Shotgun) R.Fitzpatrick pass short left to J.Rodgers to TB 43 for 18 yards (F.Moreau) [D.Payne]. |
| 18 | 4 | 1-10-TB 6 | (:17) (Shotgun) R.Fitzpatrick pass short right to C.Godwin to TB 24 for 18 yards (H.Clinton-Dix). |
| 17 | 2 | 1-10-TB 36 | (:14) (Shotgun) R.Fitzpatrick pass short middle to J.Rodgers to WAS 47 for 17 yards (H.Clinton-Dix, M.Foster). |
| 17 | 3 | 1-10-TB 4 | (11:03) R.Fitzpatrick pass deep right to D.Jackson to TB 21 for 17 yards (F.Moreau). |

Touchdown Scoring Information

| | | Offense | Defense | Special Teams |
|----------------|----------------------|---------|---------|---------------|
| VISITOR | Washington Redskins | 1 | 0 | 0 |
| HOME | Tampa Bay Buccaneers | 0 | 0 | 0 |

Player Scoring Information

| Club | Player | TD | Rush TD | Rec TD | KO TD | Punt TD | Int TD | Fum TD | Misc TD | FG | XP | 2Pt Rush | 2Pt Rec | Sfty | Points |
|------|-------------|----|---------|--------|-------|---------|--------|--------|---------|----|----|----------|---------|------|--------|
| WAS | D.Hopkins | 0 | 0 | 0 | 0 | 0 | 0 | 0 | 0 | 3 | 1 | 0 | 0 | 0 | 10 |
| WAS | J.Doctson | 0 | 0 | 1 | 0 | 0 | 0 | 0 | 0 | 0 | 0 | 0 | 0 | 0 | 6 |
| TB | C.Catanzaro | 0 | 0 | 0 | 0 | 0 | 0 | 0 | 0 | 1 | 0 | 0 | 0 | 0 | 3 |

Possession Detail

| | First Half | | Second Half | | Game | |
|-----------------------------|------------|-------|-------------|-------|---------|-------|
| | Visitor | Home | Visitor | Home | Visitor | Home |
| Largest Lead | 3 | 0 | 13 | 0 | 13 | 0 |
| Drives Leading | 1 | 0 | 5 | 0 | 6 | 0 |
| Time of Possession Leading | 2:35 | 0:00 | 18:41 | 0:00 | 21:16 | 0:00 |
| Largest Deficit | 0 | -3 | 0 | -13 | 0 | -13 |
| Drives Trailing | 0 | 3 | 0 | 5 | 0 | 8 |
| Time of Possession Trailing | 0:00 | 10:52 | 0:00 | 11:19 | 0:00 | 22:11 |
| Times Score Tied Up | | 1 | | 0 | | 1 |
| Lead Changes | | 2 | | 0 | | 2 |

Playtime Percentage

Percent of playtime per player on offense, defense and special teams

Washington Redskins

Offense Defense Special Teams

Tampa Bay Buccaneers

Offense Defense Special Teams