

2018 SEASON

WEEKLY GUIDE



WEEK 10

WASHINGTON REDSKINS VS TAMPA BAY BUCCANEERS

NOVEMBER 11, 2018 | TAMPA, FL

WASHINGTON REDSKINS

21300 Redskin Park Drive | Ashburn, VA 20147 | 703.726.7000
@Redskins | www.Redskins.com



REGULAR SEASON - WEEK 10 WASHINGTON REDSKINS [5-3] vs. TAMPA BAY BUCCANEERS [3-5]

Sunday, Nov. 11 | 1 p.m. ET
Raymond James Stadium [65,618] | Tampa Bay, Fla.



REDSKINS TRAVEL TO TAMPA BAY TO WRAP UP NFC SOUTH SLATE

The Redskins will look to win their second consecutive road game and move to 6-3 when they travel to face the Buccaneers. Kickoff at Raymond James Stadium is scheduled for 1 p.m.

The Redskins hold a one game lead over the Philadelphia Eagles in the NFC East and enter the game with a 5-2 record against NFC opponents including a 1-2 record against the NFC South.

The last time the NFC East and NFC South were matched up in the regular season was 2015 when Washington finished 2-2 with wins over Tampa Bay and New Orleans.

Washington enters the matchup with the longest active streak of forcing turnovers in consecutive games. The Buccaneers enter Sunday's contest with a league leading 17 interceptions thrown and a total of 21 turnovers.

Tampa Bay's turnover differential is minus 15 which ranks No. 32 in the NFL while the Redskins enter the contest tied for the fifth best mark in the league with a plus-seven differential.

A win would give the Redskins their third victory following a loss this season, break a 10-10 tie in the all-time regular season series against the Buccaneers, and hand them their first win in Tampa Bay since 2012.

GAME CENTER

SERIES HISTORY: Redskins-Buccaneers all-time series, 11-11
Redskins-Buccaneers regular season series, 10-10
Last meeting: Oct. 25, 2015 (31-30, WAS)

TELEVISION: **FOX**
Thom Brennaman (play-by-play)
Chris Spielman (color)
Shannon Spake (sideline)

RADIO: **Redskins Radio Network**
Larry Michael (play-by-play)
Chris Cooley (analysis)
Rick "Doc" Walker (sidelines)



MEDIA CENTER

REDSKINS PR:

Tony Wyllie	Senior Vice President	wyllet@redskins.com
Zena Lewis	Director of Communications	lewisz@redskins.com
Sean DeBarbieri	Media Services Coordinator	debarbieris@redskins.com
Tish Carmona	Corporate Communications	carmonat@redskins.com

MEDIA INFORMATION:

Media Guide and Online Media Portal: redskins1stroundmediagroup.com

MEDIA AVAILABILITY:

Tuesday (11/6):	No Media Availability
Wednesday (11/7):	1 p.m.: Practice Jay Gruden press conference following practice Alex Smith press conference before practice at noon Open Locker Room following practice <u>Buccaneers Conference Call:</u> 12:15 p.m.: Head Coach Dirk Koetter
Thursday (11/8):	1 p.m.: Practice Jay Gruden press conference following practice Greg Manusky press conference following practice Open Locker Room following practice
Friday (11/9):	12:15 p.m.: Practice Jay Gruden press conference following practice Open Locker Room following practice
Saturday (11/10):	No availability
Sunday (11/11):	1 p.m.: Washington Redskins at Tampa Bay Buccaneers

REDSKINS 2018 SCHEDULE/RESULTS

PRESEASON

DATE	OPPONENT	TV	TIME/RESULT
Aug. 9 (Thu.)	at New England Patriots	NBC4/NBCSN	26-17 L
Aug. 16 (Thu.)	vs. NEW YORK JETS #	ESPN/ABC7	15-13 W
Aug. 24 (Fri.)	vs. DENVER BRONCOS	NBC4/NBCSN	29-17 L
Aug. 30 (Thu.)	at Baltimore Ravens	NBC4/NBCSN	30-20 L

REGULAR SEASON

DATE	OPPONENT	TV	TIME/RESULT
Sept. 9	at Arizona Cardinals	FOX	24-6 W
Sept. 16	vs. INDIANAPOLIS COLTS	CBS	21-9 L
Sept. 23	vs. GREEN BAY PACKERS	FOX	31-17 W
Sept. 30	BYE		
Oct. 8 (Mon.)	at New Orleans Saints #	ESPN	43-19 L
Oct. 14	vs. CAROLINA PANTHERS	FOX	23-17 W
Oct. 21	vs. DALLAS COWBOYS	CBS	20-17 W
Oct. 28	at New York Giants	FOX	20-13 W
Nov. 4	vs. ATLANTA FALCONS	FOX	38-14 L
Nov. 11	at Tampa Bay Buccaneers	FOX	1:00 p.m.*
Nov. 18	vs. HOUSTON TEXANS	CBS	1:00 p.m.*
Nov. 22 (Thu.)	at Dallas Cowboys #	FOX	4:30 p.m.
Dec. 3 (Mon.)	at Philadelphia Eagles #	ESPN	8:15 p.m.
Dec. 9	vs. NEW YORK GIANTS	FOX	1:00 p.m.*
Dec. 16	at Jacksonville Jaguars	FOX	1:00 p.m.*
TBD	at Tennessee Titans	TBD	TBD
Dec. 30	vs. PHILADELPHIA EAGLES	FOX	1:00 p.m.*

All times Eastern
Home games **bolded**
Alumni Homecoming Weekend

* Subject to Flexible Scheduling
Nationally televised

CLASS OF 2018: BOBBY BEATHARD ENSHRINED IN THE PRO FOOTBALL FAME

RICHMOND, Va. [Aug. 4, 2018] — Former Washington Redskins General Manager Bobby Beathard was enshrined in Canton, Ohio at the Pro Football Hall of Fame as a member of the Class of 2018. Beathard, the architect behind some of the most legendary teams in Redskins lore, was presented by former Washington Redskins head coach and Pro Football Hall of Famer Joe Gibbs.

Beathard's illustrious career as an NFL executive included 11 seasons as General Manager of the Redskins from 1978-88. After taking the job on Feb. 24, 1978, Beathard guided the organization to three Super Bowl appearances, including victories in Super Bowls XVII and XXII. Many of the players he acquired remained on the roster for the team's Super Bowl XXVI victory as well.

In Beathard's 11 seasons as General Manager, the Redskins averaged 9.5 wins a year. The team posted a regular season winning percentage of .625 (105-63) in that time frame, best in the NFC and second-best in the NFL. No team in that time frame posted a better postseason winning percentage than the Redskins, who went 11-3 in postseason play in his tenure for a winning percentage of .786.

Draft classes during Beathard's tenure featured three members of the Pro Football Hall of Fame, including wide receiver Art Monk (1980, No. 18 overall), guard Russ Grimm (1981, No. 69) and cornerback Darrell Green (1983, No. 28).

The classes also featured four additional members of the Redskins Ring of Fame, including linebacker Monte Coleman (1979, No. 289), defensive end Dexter Manley (1981, No. 119), defensive end Charles Mann (1983, No. 84) and quarterback Mark Rypien (1986, No. 146).

Additionally, Beathard oversaw the college free agent additions of Redskins Ring of Famers Jeff Bostic and Joe Jacoby and supplemented the team with a number of former USFL stars, including quarterback Doug Williams and wide receivers Gary Clark and Ricky Sanders. All of the players listed were led on the field by Coach Gibbs, the former San Diego Chargers offensive coordinator whom Beathard hired prior to the 1981 season.

Beathard began his career as a part-time scout for the American Football League's Kansas City Chiefs in 1963. He earned an AFL championship ring with the organization in 1966 en route to the team's berth in Super Bowl I. He would later serve as a scout for the Atlanta Falcons from 1968-71 and as Director of Player Personnel for the Miami Dolphins from 1972-77 prior to joining the Redskins. He finished his career as General Manager of the San Diego Chargers, serving in that capacity from 1990-2000. In all, Beathard's teams made seven Super Bowl appearances, including one by Kansas City (1966), two by Miami (1972-73), three by Washington (1982-83 and 1987) and one by San Diego (1994).

Beathard was born in Zanesville, Ohio, on Jan. 24, 1937. He grew up in the Los Angeles area and attended El Segundo H.S. before playing quarterback at Cal Poly-San Luis Obispo, where he helped lead the 1957 and 1958 teams to consecutive 9-1 records.



Bobby Beathard (L) and Joe Gibbs (R) unveil Beathard's Pro Football Hall of Fame bust during the enshrinement ceremony in Canton, Ohio.
- photo courtesy of the Pro Football Hall of Fame



NFL WINNING PERCENTAGES (1978-88)

Under Beathard's guidance from 1978-88, the Redskins compiled a 105-63 regular season record (.625, No. 2 in the NFL) and an 11-3 postseason record (.786, No. 1) for a combined winning percentage of .637, the highest mark in the NFL in that timeframe.

COMBINED REGULAR SEASON & POSTSEASON WINNING PCT. (BEATHARD'S TENURE IN WASHINGTON, 1978-88)

Team	W	L	T	Pct.
1. Washington Redskins	116	66	0	0.637
2. Miami Dolphins	113	67	1	0.627
3. Chicago Bears	108	70	0	0.607
4t. Denver Broncos	106	71	1	0.598
4t. Los Angeles Raiders	107	72	0	0.598



WHAT TO WATCH FOR THIS WEEK



» **Redskins** forcing a turnover for the 13th consecutive week dating back to last season and continuing the longest active streak in the NFL.

» **Redskins** scoring 20 or more points in the first half for the third time this season and the first time since scoring that many points in the first half in three games since 2016.

» **Redskins** registering a sack for the 16th consecutive game, which is tied for the sixth longest active streak in the league with the Jacksonville Jaguars.

» **Alex Smith** [33,755] throwing for 429 yards and passing Tony Romo [34,183] for 32nd on the NFL's all-time list.

» **Smith** [192] throwing one touchdown pass to break into the top 50 on the NFL's all-time passing touchdowns list, passing No. 50 Bob Griese [192].

» **Smith** [2,530] rushing for 104 yards and passing No. 16 Daunte Culpepper [2,652], No. 15 Bobby Douglass [2,654] and No. 14 Greg Landry [2,655] on the NFL's all-time list for rushing yards among quarterbacks.

» Running Back **Adrian Peterson** [103] scoring two rushing touchdowns to pass Hall of Famer John Riggins [104] for sixth on the NFL's all-time list.

» **Peterson** [6] recording 200 or more yards rushing and setting an NFL record for the most career games with 200-plus yards rushing. He is currently tied with Hall of Famer O.J. Simpson [6] for the NFL record.

» **Peterson** [25] scoring two or more rushing touchdowns to move into sole possession of fourth place on the NFL's list of career games with two-plus rushing touchdowns. He is currently tied with Shaun Alexander [25], Marcus Allen [25] and Priest Holmes [25].

» **Peterson** [15,062] registering 50 yards from scrimmage to pass Jerome Bettis [15,111] for 24th on the NFL's all-time list.

» **Peterson** [15,062] registering 57 yards from scrimmage to pass Steve Smith Sr. [15,118] for 23rd on the NFL's all-time list.

» **Peterson** [15,062] recording 60 yards from scrimmage to pass Steven Jackson [15,121] for 22nd on the NFL's all-time list.

» **Peterson** [15,062] recording 63 yards from scrimmage to pass Tim Brown [15,124] for 21st on the NFL's all-time list.

» **Peterson** [15,062] notching 80 yards from scrimmage to pass Tony Gonzalez [15,141] for 20th on the NFL's all-time list.

» **Peterson** [15,062] notching 244 yards from scrimmage to pass Warrick Dunn [15,306] for 19th on the NFL's all-time list.

» **Peterson** [109] scoring one offensive touchdown to pass Barry Sanders [109] for 18th on the NFL's all-time list.

» Running Back **Chris Thompson** [1,335] compiling 49 receiving yards to move into 10th on the all-time franchise list for career receiving yards by a running back passing Clinton Portis [1,340] and Clarence Harmon [1,383].

» **Thompson** [1,335] registering 71 receiving yards to pass Mike Thomas [1,405] for the ninth most career receiving yards by a running back in Redskins history.

» **Thompson** [1,335] recording 127 receiving yards to pass Jim Poley [1,461] for the eighth most career receiving yards by a running back in Redskins history.

» **Thompson** [157] tallying 9 receptions to pass Ladell Betts [165] for the fifth most by a running back in franchise history.

» **Thompson** [157] recording 20 receptions to pass Clinton Portis [176] for the fourth most by a running back in franchise history.

» Tight end **Jordan Reed** [23] catching two touchdowns to take sole possession of No. 10 among Redskins in all-time touchdown receptions.

» Tight end **Vernon Davis** [563] chasing No. 8 Jimmy Graham [588], No. 7 Heath Miller [592] and No. 6 Greg Olsen [657] on the NFL's list of career receptions by a tight end.

» **Davis** [61] catching a touchdown pass to tie Hall of Famer Shannon Sharpe for sixth on the all-time list of career touchdown recep-

tions by a tight end in NFL history.

» **Davis** [61] catching two touchdown passes to take sole possession of sixth on the NFL's all-time list of career touchdowns receptions by a tight end in NFL history.

» **Davis** [102] hauling in one reception and passing Jerry Smith [102] for the most receptions for a tight end in their 30s in franchise history, according to Pro Football Reference.

» Cornerback **Quinton Dunbar** recording an interception in consecutive games for the first time in his career and becoming the first Redskin to accomplish the feat since DJ Swearinger recorded interceptions in consecutive games last season in Week 10 and 11.

» Safety **DJ Swearinger Sr.** tallying multiple interceptions in a single game for the fourth time in his career as a Redskin and becoming only the fourth player in franchise history to accomplish the feat.

» **Swearinger Sr.** recording multiple interceptions for the third time this season and joining Paul Krause and Lemar Parrish as the only players in franchise history to accomplish the feat.

» Defensive lineman **Matt Ioannidis** recording a full sack in three consecutive weeks for the second time in his career and second time this season.

» Linebacker **Ryan Kerrigan** starting his 121th consecutive regular season game, the longest active streak among active NFL linebackers. Kerrigan has not missed a start in his NFL career.

» **Kerrigan** remaining as one of six NFL players (and only three non-quarterbacks) to have started every game since the start of the 2011 season (Brandon Carr, Patrick Peterson, Philip Rivers, Matt Ryan and Matthew Stafford).

» **Kerrigan** recording his fourth career interception return touchdown to take sole possession of second-most in franchise history. He is currently tied with DeAngelo Hall, Monte Coleman, Andre Collins, Brig Owens and Mike Bass (three each).

» Cornerback **Fabian Moreau** recording his third forced fumble of the season.

» Kicker **Dustin Hopkins** [3] connecting on one field goal from 50-plus yards to tie a single season franchise record, which is currently held by Graham Gano [4 in 2011], John Hall [4 in 2003] and Mark Moseley [4 in 1977].

» **Hopkins** [8] connecting on one field goal from 50-plus yards to tie Chip Lohmiller [9] for second on the franchise list for career field goals made from that distance.

» **Hopkins** [21] connecting on one field goal from 40-49 yards to pass Graham Gano [21] for fifth on the franchise list for career field goals made from that distance.

A WIN OVER THE BUCCANEERS WOULD

... improve the Redskins' record to 6-3 and give Washington its best start to a season through nine games since posting a 6-3 record through nine games in 2008.

... improve the Redskins' 2018 record on the road to 3-1 giving them their best road record to start a season since 2008.

... move the Redskins' record to 6-2 against the NFC giving the team its best record through eight games against teams in the NFC since starting the 2005 season 6-2 against NFC opponents.

... improve the Redskins all-time regular season record against Tampa Bay to 11-10.

... improve the Redskins all-time regular season record against Tampa Bay on the road to 5-6. It would be their first win at Tampa Bay since defeating the Buccaneers, 24-22, on Sept. 30, 2012 in their last trip to Raymond James Stadium.

... move the Redskins to 2-2 against the NFC South this season. The team also finished 2-2 against the NFC South the last time the NFC South and NFC East were matched up in 2015 when the team secured victories over Tampa Bay and New Orleans and lost contests to Atlanta and Carolina.

HEAD COACH JAY GRUDEN

Jay Gruden enters his fifth season with the Washington Redskins in 2018 after being named the 29th head coach in franchise history on January 9, 2014.

Previously a decorated quarterback in the college and Arena Football League ranks and a successful NFL assistant, Gruden has showcased his offensive acumen honed from his diverse football background throughout his tenure with the Redskins.

In 2017, the Redskins won at least seven games for their third straight season for the first time since a four-year streak from 1999-2002, marking the fourth-longest streak of seven-win seasons in team history. Gruden's team reached seven wins despite dealing with substantial injury issues throughout the season, as 72 different players appeared in game action for the squad, the second-most used by the team in a single season since the 1970 AFL-NFL merger, trailing only the 108 used to complete the 1987 strike season.

Among the team's highlights in the 2017 season was the team's 4-0 record against NFC West opponents, the franchise's second full-division sweep since NFL realignment in 2002 and the team's first since 2005. The season also produced three Pro Bowlers, with linebacker Ryan Kerrigan, guard Brandon Scherff and tackle Trent Williams all earning return selections among the league's best.

A year earlier, Gruden guided the Redskins to an 8-7-1 record in 2016, giving the franchise back-to-back winning seasons for the first time since 1996-97. The team was led by Gruden's record-shattering offense, which posted team records in total net yards (6,545), net passing yards (4,758) and yards per play (6.40), ranking in the Top 3 in the NFL in all three categories.

Gruden's offense — once called “easily one of the three or four best designed offenses in the NFL” by Andy Benoit of The MMQB — was more than just historically efficient and explosive that season. The distribution of the offensive contributions allowed eight Redskins players (DeSean Jackson, Pierre Garçon, Jamison Crowder, Rob Kelley, Chris Thompson, Jordan Reed, Vernon Davis and Matt Jones) to finish the season with at least 500 yards from scrimmage, tying the 2011 New Orleans Saints for the most in a single season in NFL history.

In 2015, Gruden led the Redskins to an NFC East Championship, posting a 9-7 record to complete the second “worst-to-first” turnaround in team history. Gruden became the sixth coach in team history to lead the Redskins to a playoff berth within the first two years at the helm, joining Ray Flaherty, Dutch Bergman, Dudley DeGroot, George Allen and Joe Gibbs.

Under Gruden's guidance, the 2015 Redskins featured what was at the time the most prolific passing attack in franchise history. Quarterback Kirk Cousins, named the starter in the middle of the preseason, set then-single-season team records for attempts (543), completions (379), passing yards (4,166) and 300-yard passing games (seven) while throwing 29 touchdown passes, including at least one in all 16 games. Cousins' success coincided with the emergence of tight end Jordan Reed, who finished the season with 87 receptions for 952 yards (both team records for a tight end) with 11 receiving touchdowns.

Gruden assumed control of the Redskins in 2014 and guided the team through a campaign in which three different quarterbacks (Robert Griffin III, Kirk Cousins and Colt McCoy) recorded victories as starters. He installed an offensive system that produced two Pro Bowlers in his first season (tackle Trent Williams and running back Alfred Morris).

Excluding interim coaches, Gruden, 46 at the time of his hiring, became the team's youngest head coaching hire since hiring eventual Pro Football Hall of Famer Joe Gibbs at 40 years of age in 1981. He became the first Redskins head coach hired directly from an offensive coordinator role on another team since Norv Turner in 1994.

Before joining the Redskins, Gruden spent his previous three seasons as offensive coordinator for the Cincinnati Bengals. In his tenure in Cincinnati, the Bengals averaged 10 wins a season, making three consecutive playoff appearances and earning an AFC North championship in 2013. Members of the Bengals' offense accounted for seven Pro Bowl selections in his three seasons in Cincinnati.

Gruden was tasked with the development of quarterback Andy Dalton, a 2011 second-round pick. In three seasons together, Gruden helped Dalton to a 30-18 regular season record as a starter (.625), as Dalton's 30 wins in that time frame ranked tied for fifth-most among NFL quarterbacks. Dalton's 80 passing touchdowns ranked third-most in NFL history for a quarterback in his first three seasons, trailing only Dan Marino (98) and Peyton Manning (85).

Prior to joining the Bengals, Gruden served two years with the Florida Tuskers of the United Football League from 2009-10. In 2009, Gruden served as offensive coordinator as the Tuskers compiled a 6-0 regular season record and earned a UFL championship game berth. In 2010, he assumed the roles of head coach and general manager and led the Tuskers to their second consecutive championship game appearance.

Gruden coached for seven seasons (2002-08) with the Tampa Bay Buccaneers, earning a Super Bowl championship ring as an offensive assistant in 2002. There he worked under his brother, Jon (then the Bucs' head coach), and current Redskins President Bruce Allen (the Bucs' general manager from 2004-08). Gruden helped guide the Buccaneers to the team's first championship, a 48-21 victory in Super Bowl XXXVII.

Gruden also ranks among the most outstanding players and coaches in the history of the Arena Football League, having won six combined league championships — four as a quarterback and two as a head coach. Gruden played quarterback (2002-03) and served as head coach (2004-08) of the AFL's Orlando Predators while simultaneously working as an offensive assistant with the Buccaneers. In all, Gruden served as head coach of the Predators for nine seasons (1998-2001 and 2004-08), leading the Predators to four championship game appearances and two league titles as a coach. During a two-year hiatus from coaching the Predators in 2002-03, he returned to the playing field as Orlando's quarterback, leading the Predators to playoff appearances in both seasons.

In his eight seasons as a player in the AFL, Gruden completed 1,673-of-2,775 passes (60.3 percent) for 21,578 yards with 398 touchdowns and 99 interceptions. In addition to his time with Orlando, he spent six seasons (1991-96) at quarterback for the Tampa Bay Storm, winning four AFL titles and being named MVP of Arena Bowl VII in 1993. He was also named the 1992 AFL Most Valuable Player and was honored with induction into the AFL Hall of Fame in 1999.

Gruden played quarterback for four seasons for former Redskins draft pick Howard Schnellenberger at the University of Louisville (1985-88) and was a two-time team MVP.

Gruden was born March 4, 1967, in Tiffin, Ohio. He and his wife, Sherry, have three sons — J.J., Joey and Jack — and a grandson, Trey.

GRUDEN FOOTBALL TIMELINE

1985-88	Quarterback	University of Louisville
1989	Student Assistant	University of Louisville
1990	Quarterback	Barcelona Dragons (WLAF)
1990	Quarterback	Sacramento Surge (WLAF)
1990-91	Graduate Assistant	University of Louisville
1991-96	Quarterback	Tampa Bay Storm (AFL)
1997	Offensive Coordinator	Nashville Kats (AFL)
1998-2001	Head Coach	Orlando Predators (AFL)
2002-08*	Offensive Assistant	Tampa Bay Buccaneers
2002-03*	Quarterback	Orlando Predators
2004-08*	Head Coach	Orlando Predators
2009	Offensive Coordinator	Florida Tuskers (UFL)
2010	Head Coach	Florida Tuskers
2011-13	Offensive Coordinator	Cincinnati Bengals
2014-Pres.	Head Coach	Washington Redskins

*Held jobs concurrently

2018 LEAGUE LEADERS

Redskins Offense

- » Ranked third in the NFL and NFC in average time of possession [31:47]
- » Ranked fifth in the NFC and NFL in interception rate [1.09%]
- » Ranked third in the NFC and eighth in the NFL in Goal to Go percentage [76.92%]
- » Ranked ninth in the NFC in touchdown to interception ratio [3.00]
- » Ranked seventh in the NFC in rushing yards [975]
- » Ranked fifth in the NFC and tenth in the NFL in rushing plays of 10 or more yards [30]
- » Ranked tied for sixth in the NFC in rushing touchdowns [7]
- » Ranked fifth in the NFC in rushing attempts [225]
- » Ranked sixth in the NFC and ninth in the NFL in rushing attempts per game [28.1]
- » Ranked seventh in the NFC and tenth in the NFL in rushing yards per game [121.9]
- » Ranked eighth in the NFC in average yards at catch [5.8]
- » Ranked eighth in the NFC in rushing 1st downs [54]
- » Ranked tied for ninth in the NFC in 1st downs drawn by a penalty [16]
- » Ranked tied for third in the NFL and NFC in total interceptions thrown [3]
- » Ranked sixth in the NFC in rushing plays of 10 or more percentage [13.3%]
- » Ranked eighth in the NFC in 4th down percentage [58.3%]
- » Ranked fourth in the NFC in Sack/Pass Attempt percentage [5.50%]

Redskins Defense

- » Ranked fifth in the NFC and ninth in the NFL in points per game [21.5]
- » Ranked fourth in the NFC in assisted tackles [147]
- » Ranked tied for second in the NFC and tied for fifth in the NFL in forced fumbles [9]
- » Ranked tied for seventh in the NFC in sacks [23]
- » Ranked fifth in the NFC and tenth in the NFL in yards per game [343.5]
- » Ranked fifth in the NFL and NFC in rushing yards per game [89.4]
- » Ranked sixth in the NFC in rushing yards per play [4.21]
- » Ranked sixth in the NFC in first downs per game [19.9]
- » Ranked fifth in the NFC and tenth in the NFL in punt return average [6.7]
- » Ranked sixth in the NFC in yards per play [5.59]
- » Ranked sixth in the NFC in passing yards per play [6.31]
- » Ranked fifth in the NFC in interception rate [2.34%]
- » Ranked tied for tenth in the NFC in point differential per game [-1.5]
- » Ranked tied for second in the NFC and tied for fourth in the NFL in fourth down percentage [40.00%]

Redskins Special Teams

- » Ranked seventh in the NFC in kickoff touchbacks [31]
- » Ranked first in the NFC and third in the NFL in kickoff touchback percentage [79.5%]
- » Ranked sixth in the NFC and tenth in the NFL in kickoff average [64.1]
- » Ranked second in the NFC and fourth in the NFL in kickoff return yards against [180]
- » Ranked seventh in the NFC in kickoff return average against [22.5]
- » Ranked tied for third in the NFC and tied for sixth in the NFL in punt fair catches [13]

Redskins Players

- » QB Alex Smith is fifth in the NFL and NFC in interception percentage [1.1%]
- » RB Adrian Peterson is third in the NFC and fifth in the NFL in rushing attempts [136]
- » Peterson is third in the NFC and fifth in the NFL in rushing yards [604]
- » Peterson is third in the NFC and fifth in the NFL in rushing yards per game [83.9]
- » Peterson is third in the NFC and sixth in the NFL in rushing attempts per game [17.0]
- » Peterson is tied for eighth in the NFC in rushing touchdowns [4]
- » Peterson is ranked fifth in the NFC and tenth in the NFL in rushing 1st downs [27]
- » Peterson is tied for third in the NFC and tied for fifth in the NFL in rushing plays of over 10 yards [18]
- » WR Paul Richardson Jr. is seventh in the NFC in average yards at catch [10.9]
- » LB Mason Foster is sixth in the NFC and ninth in the NFL in total tackles [69]
- » Foster is first in the NFC and second in the NFL in assisted tackles [29]
- » DL Matt Ioannidis is tied for fifth in the NFC in sacks [6.5]
- » LB Ryan Kerrigan is tied for eighth in the NFC in sacks [5.5]
- » CB Fabian Moreau is tied for sixth in the NFC in forced fumbles [2]
- » CB Josh Norman is tied for sixth in the NFC in forced fumbles [2]
- » CB Quinton Dunbar is tied for sixth in the NFC in passes defensed [8]
- » DB Kenny Ladler is tied for seventh in the NFC in total special teams tackles [6]
- » Ladler is first in the NFC and tied for first in the NFL in assisted special teams tackles [5]
- » S D.J. Swearinger Sr. is tied for first in the NFL and NFC in interceptions [4]
- » K Dustin Hopkins is seventh in the NFC in field goals made [14]
- » Hopkins is sixth in the NFC in field goal percentage [87.5%]
- » Hopkins is tied for third in the NFC and tied for seventh in the NFL in 20-29 yard field goals made [4]
- » Hopkins is tied for eighth in the NFC in 40-49 yard field goals made [3]
- » Hopkins tied for second in the NFL and NFC in 50+ yard field goals made [3]
- » Hopkins is tied for first in the NFL and NFC in extra point percentage [100%]
- » P Tress Way is first in the NFC and fifth in the NFL in punts inside the 20 [21]

NOTES FROM LAST GAME

» The Washington Redskins fell to the Atlanta Falcons, 38-14, at FedExField on Sunday.

» The Redskins now post a 5-3 record in regular season play and are 3-2 at FedExField.

» The Redskins recorded an interception in the first quarter and have now forced a turnover for the 12th consecutive week dating back to last season. It is currently the longest active streak in the NFL.

» Quarterback Alex Smith completed 30-of-46 pass attempts for 306 yards, one interception and one touchdown for a passer rating of 82.3. Smith also rushed for 22 yards on one carry. It was his first 300-yard passing game as a member of the Redskins.

» With his performance, Smith (33,755) has passed John Hadl and Phil Simms for 33rd on the NFL's all-time list in passing yards.

» Smith has now passed for 300 or more yards for the 12th time in his career.

» Running back Kapri Bibbs finished the game with three carries for 20 yards and his second career rushing touchdown.

» Rookie tackle Geron Christian Sr. made his NFL and Washington Redskins debut. Christian was a third-round pick of the Washington Redskins in the 2018 NFL Draft. Christian contributed on offense playing the left and right tackle positions. Christian saw action at right tackle following T Morgan Moses suffering an injury before returning to the game. Christian also played left tackle following an injury to right guard Brandon Scherff.

» Tackle Ty Nsekhe made his 12th career start opening up the game at left tackle and seeing action at left guard following the injury to Scherff.

» Center/Guard Tony Bergstrom saw action at left guard following the injury to G Shawn Lauvao and then saw action at right guard following the injury to Scherff.

» Wide receiver Maurice Harris finished the contest with career highs in receptions (10) and receiving yards (124). Harris is the first Redskins wide receiver to record 100 or more receiving yards in a single game since Jamison Crowder recorded 141 receiving yards on seven receptions vs. the New York Giants on Nov. 23, 2017.

» Harris is the first Redskin to record 10-plus receptions and 100-plus receiving yards in a single game since Pierre Garcon hauled in 11 receptions for 138 yards against the Philadelphia Eagles on Sept. 21, 2014.

» Tight end Jordan Reed finished with four receptions for 34 yards. Reed has now tallied 3,153 career yards and passed Roy Jefferson for No. 13 on the Redskins all-time list in receiving yards.

» Tight end Vernon Davis (1,464) collected 62 yards on five receptions (12.4 avg.). With the total receiving yards, Davis now ranks eighth all-time among tight ends in Redskins history passing Jamie Asher (1,401) and Jean Fugett (1,460).

» Wide receiver Josh Doctson finished with three receptions for 31 yards and one touchdown. The score was Doctson's first of the season.

» Cornerback Quinton Dunbar hauled in an interception in the first quarter and now has two for the season. The two interceptions is a career single season high.

» Linebacker Zach Brown recorded a tackle for loss and now posts 50 for his career.

» Safety Ha Ha Clinton-Dix made his Redskins debut after being acquired by the organization in a trade earlier this week. Clinton-Dix made his first start as Redskin, he has now started in 64 consecutive games.

» Clinton-Dix tied a team high with seven tackles.

» With his Washington Redskins debut, Clinton-Dix has now appeared in 72 career games and has not missed a game in his entire career.

» Defensive lineman Matt Ioannidis recorded a sack in the second

quarter to bring his team high season total to 6.5.

» Linebacker Ryan Kerrigan tallied two tackles and one sack. He now has 77 sacks for his career and is now five sacks shy from passing Charles Mann (82) for No. 2 on the Redskins' all-time sack list.

» Kerrigan started his 120th consecutive regular season game, the longest active streak among active NFL linebackers. Kerrigan has not missed a start in his NFL career.

» Punter Tress Way punted five times for 245 yards for a net average of 48.2 yards. Way recorded a season best 62-yard punt landing four inside the 20-yard line.

THE OPPONENT



The Tampa Bay Buccaneers enter the game with a 3-5 record following a 42-28 loss to the Carolina Panthers. Head coach Dirk Koetter is in his third season as head coach and fourth with the Buccaneers overall. He owns a combined record of 17-23 as head coach.

Quarterback duties have been split this season between veterans Ryan Fitzpatrick and Jameis Winston. Fitzpatrick is 122-for-184 for 1,793 yards, 17 touchdowns and seven interceptions

over six games. Winston is 96-for-148, for 1,181 yards, six touchdowns and 10 interceptions over four games for 2018.

While quarterbacks Fitzpatrick and Winston have combined for 212 yards rushing and two touchdowns, it is running back Peyton Barber that is leading the way for the run game. Barber has rushed 104 times for 376 yards and a touchdown this season.

Tampa Bay has developed a diverse passing attack led by veteran Mike Evans. Evans has recorded 47 receptions for 786 yards and four touchdowns this year. Former Washington Redskins wide receiver DeSean Jackson has tallied 28 receptions for 626 yards and four touchdowns and tight end O.J. Howard leads the team with five touchdowns on 28 receptions for 472 yards.

On defense, veteran Jason Pierre-Paul has been one of the most dominant pass rushers in the National Football League, notching eight sacks for 53 yards, nine tackles for loss and 26 combined tackles. Linebacker Lavonte David leads Tampa Bay in total tackles with 64 and in solo tackles with 49. Linebacker Kwon Alexander has chipped in two forced fumbles, three passes defended and 45 total tackles so far this year.

Kicker Chandler Catanzaro is 10-for-12 on field goal attempts this season in his first year with Tampa Bay. Catanzaro hit the second longest field goal of his career, from 59 yards out, in a win over the Cleveland Browns on October 21st.

2018 LEAGUE RANKINGS

OFFENSE		
REDSKINS		BUCCANEERS
25	Pts/Game	7
25	Yds/Play	4
25	Yds/Game	2
10	Rush Yds/Game	30
24	Pass Yds/Game	1
21	3rd Down Pct.	4
3	Time of Poss.	10
DEFENSE		
REDSKINS		BUCCANEERS
9	Pts/Game	32
13	Yds/Play	31
10	Yds/Game	29
5	Rush Yds/Game	15
20	Pass Yds/Game	30
23	3rd Down Pct.	15

DIRK KOETTER



Dan Quinn was named the 16th head coach in Atlanta Falcons history in February of 2015. Quinn has built his program on a three-pillar foundation; Ball, Battle, and Brotherhood. He believes that these three pillars are the keys to the club's success.

The Ball is everything in our program. The offense must have regard for it and protect it while the defense must strive to take it. It is drilled into the team every day. It's not just a practice or game objective. It is a mindset.

Battle; how we do anything is how we do everything. Quinn instills this through competition at every opportunity and challenges his players to obsess the details in everything. How something is done in practice or meetings is how it will be done in the heat of the moment, so the Falcons will battle every day to be prepared for the moment.

Brotherhood is the connection to one another that separates us from others. Quinn strives to build the best culture in sports and the bond that is created between brothers is what makes that possible.

In three seasons, he has compiled a 29-19 regular season record with two postseason appearances, while leading the club to an NFC title and its second Super Bowl appearance in 2016. Under Quinn's guidance, Atlanta was the only NFC team to return to the playoffs in 2017 after making the tournament in 2016.

The Falcons battled their way through the 2017 season finishing with a 10-6 record, marking the third time that the club has posted back-to-back seasons of 10-or-more wins. The Birds came out of the gate hot, winning their first three games, including the inaugural game at Mercedes-Benz Stadium with a 34-23 win over the Green Bay Packers. Following the quick start, Atlanta would struggle through the next month dropping four of its next five games. Despite this stumble, the resilient mindset that Quinn instilled in his team helped the club rattle off five wins over its next seven games leading to a win-and-in scenario in Week 17.

The battle-hardened Falcons turned in an impressive performance in the season finale, coming away with a 22-10 win and locking up a second straight postseason berth. Atlanta went into its Wild-Card matchup as an underdog as they faced the Los Angeles Rams and the NFL's top scoring offense. Bolstered by tone-setting special-teams play, Quinn's veteran offense found its footing while the young defense shined in a 26-13 win. The Falcons ultimately fell short in the NFC divisional game, losing to the eventual Super Bowl champion Philadelphia Eagles, 15-10, in a tightly contested game.

This team produced four Pro Bowlers in 2017: WR Julio Jones, C Alex Mack, LB Deion Jones, and S Keanu Neal. Julio Jones and Mack were each named to the Pro Bowl for the fifth time in their careers. The pair also each earned second-team All-Pro honors from the Associated Press. Meanwhile, Deion Jones and Neal were named to their first Pro Bowl squads in their second seasons.

While the young defense improved over the course of the 2016 season, Quinn knew that the unit possessed the necessary pieces for a sizable jump in 2017. Quinn's faith was rewarded as the combination of veteran leaders and emergent young talent allowed 52.8 fewer yards per game ('16 - 371.2; '17 - 318.4) and surrendered 166 fewer offensive points last season.

Quinn characterized the 2017 season as one of missed opportunities and under execution. The Falcons suffered bouts of inconsistency due to self-inflicted issues. As the calendar turned to 2018 he wasted no time in shifting the Falcons mindset to the future and planning out how the team would work to correct those issues.

GAME RELEASE

SERIES HISTORY

The Redskins and Buccaneers have met 20 times in regular season play dating back to the teams' first meeting on Oct. 9, 1977. This week, the Redskins will attempt to break the all-time record in regular season play against the Buccaneers as the regular season series stands at 10-10. Currently, the all-time series is tied with an 11-11 record, including splitting a pair of postseason matchups.

In the last meeting, the Redskins erased a 24-point halftime deficit to pull off a 31-30 victory. It was the most points Washington ever had to overcome to win a game.

Included below is a list of all games played between the Redskins and Buccaneers. Postseason games are denoted with asterisks:

Date	Game	Result
10/9/1977	at Tampa Bay	10-0 W
9/19/1982	at Tampa Bay	21-13 W
10/22/1989	vs. Tampa Bay	32-28 W
12/5/1993	at Tampa Bay	23-17 W
12/4/1994	at Tampa Bay	26-21 L
12/18/1994	vs. Tampa Bay	17-14 L
9/24/1995	at Tampa Bay	14-6 L
12/8/1996	at Tampa Bay	24-10 L
12/19/1998	vs. Tampa Bay	20-16 W
1/15/2000	at Tampa Bay	14-13 L **
10/1/2000	vs. Tampa Bay	20-17 (OT) W
10/12/2003	vs. Tampa Bay	35-13 L
9/12/2004	vs. Tampa Bay	16-10 W
11/13/2005	at Tampa Bay	36-35 L
1/7/2006	at Tampa Bay	17-10 W **
11/19/2006	at Tampa Bay	20-17 L
11/25/2007	at Tampa Bay	19-13 L
10/4/2009	vs. Tampa Bay	16-13 W
12/12/2010	vs. Tampa Bay	17-16 L
9/30/2012	at Tampa Bay	24-22 W
11/16/2014	vs. Tampa Bay	27-7 L
10/25/2015	vs. Tampa Bay	31-30 W

**Playoff game



LEADING THE FAN EXPERIENCE

In May, the Washington Redskins hired Brian Lafemina as the team's President of Business Operations and Chief Operating Officer.

In this newly created role, Lafemina will oversee all club business operations and report directly to Owner Dan Snyder.

"Nothing could have prepared me more for this role than working at the NFL," Lafemina said. "Dan first approached me about a year ago to discuss the possibility of me joining the Redskins. During that time, I was able to see first-hand his passion for the Redskins, the game of football and his deep commitment to the Washington, D.C. community. Working with Dan and Bruce Allen to develop a new dynamic stadium that matches the vibrancy of this organization and its fan base will be an exciting challenge and one of our top priorities. I would also be remiss if I didn't thank everyone I have worked with at the NFL, starting with Roger Goodell."

Lafemina spent eight years at the NFL, leading Club Business Development and building the team that works to create and share best practices across all of the NFL's 32 member clubs. During his tenure, the league saw significant growth in game day fan satisfaction, season ticket sales, suite sales, local sponsorship and media revenue. In addition, Lafemina led or played key roles in league-wide initiatives on fan experience, ticketing strategy, Super Bowl strategy, Pro Bowl strategy and stadium development.

"I am thrilled to welcome Brian to the Washington Redskins. Brian has been one of the most highly regarded NFL executives amongst league ownership for many years because of his deep understanding of our business, his focus on partner relationships and his genuine belief that fans must be at the center of every decision we make. Brian is coming to Washington with fresh thinking and big ideas to implement, and I have full confidence that with Brian's addition and with Bruce Allen continuing as team President, the Redskins' success will continue to grow, both on and off the field."

- Redskins Owner Daniel M. Snyder



Before joining the NFL, Lafemina spent 22 years at The Madison Square Garden Company in a variety of roles, starting as an intern and working his way up to Senior Vice President of Madison Square Garden Sports, where he was responsible for managing the business operations of the New York Knicks and New York Rangers.

Lafemina is a 1989 graduate of Rutgers University, where he earned his bachelor's degree in economics.

NOTABLE REDSKINS/BUCCANEERS CONNECTIONS

Former Buccaneers on Redskins:

Head Coach Jay Gruden (2002-08)
Wide Receivers Coach Ike Hilliard (WR-Player, 2005-08)
Director of Football Operations Paul Kelly (2004-08)
Defensive Coordinator Greg Manusky (2001)
VP of Player Personnel Doug Williams (QB-Player, 1978-82, 2004-10)
LB Mason Foster (2011-14)
S D.J. Swearinger Sr. (2015)

Former Redskins on Buccaneers:

WR DeSean Jackson (2014-16)

Redskins from Florida:

Head Coach Jay Gruden (Tampa, Fla.)
Defensive Backs Coach Torrian Gray (Lakeland, Fla.)
Assistant Special Teams Coach Bret Munsey (Winter Park, Fla.)
Assistant Defensive Backs Coach James Rowe (Cocoa, Fla.)
DL Caleb Brantley (Crescent City, Fla.)
T Geron Christian Sr. (Ocala, Fla.)
S Ha Ha Clinton-Dix (Orlando, Fla.)
CB Quinton Dunbar (Miami, Fla.)
LB Pernell McPhee (Orlando, Fla.)
CB Fabian Moreau (Davie, Fla.)
RB Chris Thompson (Greenville, Fla.)

Buccaneers from the D.C./Maryland/Virginia area:

Defensive Coordinator Mark Duffner (Annandale, Va.)
CB Ryan Smith (Upper Marlboro, Md.)
CB M.J. Stewart (Arlington, Va.)

Redskins who went to college in Florida:

Wide Receivers Coach Ike Hilliard (Florida)
Offensive Quality Control Coach Chris O'Hara (Miami)
Assistant Defensive Backs Coach James Rowe (South Florida)
DL Caleb Brantley (Florida)
CB Quinton Dunbar (Florida)
K Dustin Hopkins (Florida State)
TE Jordan Reed (Florida)
RB Chris Thompson (Florida State)

Buccaneers who went to college in the D.C./Maryland/Virginia area:

Defensive Coordinator Mark Duffner (William & Mary)

Notable Pro Connections:

Offensive Coordinator Matt Cavanaugh (2013-14) worked with Buccaneers Secondary Coach Jon Hocke (09-14) for the Chicago Bears. Cavanaugh served as Quarterbacks Coach and Hocke as Defensive Backs Coach.

Assistant Head Coach/Offensive Line Coach Bill Callahan (1998-03) and Director of Football Operations Paul Kelly (98-03) worked for the Oakland Raiders when Running Backs Coach Randy Jordan (RB-Player, 98-02) and Buccaneers Offensive Quality Control Coach Ben Steele (Player, 02) played there. Callahan served as Head Coach and Kelly as Assistant to the Head Coach.

Callahan (2012-14) and Tight Ends Coach Wes Phillips (09-13) worked with Buccaneers Assistant Special Teams Coach Carlos Polk (13) for the Dallas Cowboys. Callahan served as Offensive Coordinator/Offensive Line Coach, Phillips as Tight Ends Coach and Polk as a Coaching Intern.

Phillips also worked with Buccaneers Defensive Backs Coach Brett Maxie (08-11) for the Cowboys. Phillips served as Quality Control/Offensive Assistant (07-10)/Assistant Offensive Line Coach (11-12) and Maxie as Defensive Backs Coach.

Defensive Coordinator Greg Manusky (2002-06, 11) worked for the San Diego Chargers when Buccaneers Assistant Special Teams Coach Carlos Polk (Player, 01-07, 10-12) played and worked there. Manusky served as Linebackers Coach (02-06)/Defensive Coordinator (11) and Polk as Special Teams Assistant (10-12).

Quarterbacks Coach/Passing Game Coordinator Kevin O'Connell played for the Chargers in 2012 when Buccaneers Carlos Polk worked there.

Manusky (2007-10), Defensive Line Coach Jim Tomsula (07-15),

TE Vernon Davis (06-15) and QB Alex Smith (05-12) and Buccaneers Offensive Line Coach/Run Game Coordinator George Warhop (05-08) were all members of the San Francisco 49ers. Manusky served as Defensive Coordinator, Tomsula as Defensive Line Coach/Head Coach and Warhop as Offensive Line Coach.

Defensive Backs Coach Torrian Gray (2004-05) worked with Buccaneers Quarterbacks Coach Mike Bajakian (04-06) and Running Backs Coach Tim Spencer (04-12) for the Chicago Bears. Gray served as Assistant Defensive Backs Coach, Bajakian as Offensive Quality Control Coach and Spencer as Running Backs Coach.

Wide Receivers Coach Ike Hilliard (2013) worked for the Buffalo Bills when Buccaneers LS Garrison Sanborn (09-16) played there. Hilliard served as Wide Receivers Coach.

Defensive Quality Control Coach Cannon Matthews (2008-11) worked for the Bills when Buccaneers QB Ryan Fitzpatrick (09-12) and LS Garrison Sanborn played there. Matthews served as Defensive/Special Teams Coaching Assistant (08-09)/Offensive Coaching Assistant (10-11).

K Dustin Hopkins (13-14) and DB Kenny Ladler (14-15) played with Buccaneers QB Ryan Fitzpatrick and LS Garrison Sanborn on the Bills.

LB Zach Brown (2016) also played with Buccaneers LS Garrison Sanborn on the Bills.

Matthews (2013), G Shawn Lauvao (10-13) and QB Colt McCoy (13) and Buccaneers Offensive Line Coach/Run Game Coordinator George Warhop (09-13) were all members of the Cleveland Browns. Matthews served as Defensive Coaching Intern and Warhop as Offensive Line Coach.

Matthews (2014-16) worked with Buccaneers Special Teams Coordinator Nate Kaczor (12-15) for the Tennessee Titans. LB Zach Brown played on the team from 2012-15. Matthews served as Defensive Quality Control Coach and Kaczor as Assistant Offensive Line Coach (12)/Special Teams Coordinator (13-15).

Brown also played on the Titans when Buccaneers Defensive Backs Coach Brett Maxie (12-13) and QB Ryan Fitzpatrick (13) were members of the team. Maxie served as Defensive Backs Coach.

Matthews (2016) worked for the Cleveland Browns when Buccaneers DE Carl Nassib (16-17) played there. Matthews served as Assistant Defensive Backs Coach.

Assistant Strength and Conditioning Coach Kavan Latham (2014-16) worked for the New York Jets when Buccaneers QB Ryan Fitzpatrick (15-16) played there. Latham served as Assistant Strength and Conditioning Coach.

Offensive Quality Control Coach Chris O'Hara (2014-16) worked for the Jacksonville Jaguars when Buccaneers P Bryan Anger (12-15) played there. O'Hara served as Offensive Coaching Associate.

OL Tony Bergstrom (2017) played with Buccaneers C Ryan Jensen (13-17) on the Baltimore Ravens.

LB Pernell McPhee (2011-14) also played with Buccaneers C Ryan Jensen on the Ravens.

McPhee (2015-17) and LB Mason Foster (15) played with Buccaneers RB Jacquizz Rodgers (15) on the Chicago Bears.

DL Caleb Brantley (2017) played with Buccaneers DE Carl Nassib (16-17) on the Cleveland Browns.

WR Jehu Chesson (2017) and QB Alex Smith (13-17) played with Buccaneers DT Rakeem Nunez-Roches (15-17) on the Kansas City Chiefs.

WR Michael Floyd (2012-16) and S D.J. Swearinger Sr. (15-16) played with Buccaneers K Chandler Catanzaro (14-16) on the Arizona Cardinals. Buccaneers Defensive Line Coach Brenston Buckner worked there from 2013-17 and served as Defensive Line Coach.

Swearinger Sr. (2013-14) played with Buccaneers QB Ryan Fitzpatrick (14) on the Houston Texans.

K Dustin Hopkins (14) and T Ty Nsekhe (2014) played with Buccaneers QB Ryan Griffin (13-14) on the New Orleans Saints.

CB Josh Norman (2012-15) played with Buccaneers LB Adarius Taylor (14) on the Carolina Panthers.

RB Adrian Peterson (2017) played with Buccaneers CB De'Vante Harris (16-17) on the New Orleans Saints.

Peterson (17) played for the Arizona Cardinals when Buccaneers Defensive Line Coach Brentson Buckner (13-17) worked there.

NOTABLE REDSKINS/BUCCANEERS CONNECTIONS

Buckner served as Defensive Line Coach.

WR Brian Quick (2012-16) played with Buccaneers LB Cameron Lynch (15) on the St. Louis/LA Rams.

LB Zach Vigil (2015-16) played on the Miami Dolphins when Buccaneers CB Brent Grimes (13-15), Defensive Coordinator Mark Duffner (14-15) and Defensive Assistant Danny Breyer (15) were all members of the team. Duffner served as Linebackers Coach and Breyer as a Coaching Assistant.

Notable College Connections:

Assistant Head Coach/Offensive Line Coach Bill Callahan and Running Backs Coach Randy Jordan worked with Buccaneers Head Strength & Conditioning Coach Dave Kennedy from 2004-07 at Nebraska. Callahan served as Head Coach, Jordan as Running Backs Coach and Kennedy as Head Strength Coach.

Jordan (2008-11) also worked with Buccaneers Dave Kennedy (08-12) at Texas A&M. S Deshaun Everett (11-14) and Buccaneers WR Mike Evans (11-13) played there. Jordan served as Running Backs Coach and Kennedy as Head Strength Coach.

Director of Player Development Malcolm Blacken (2012-13) worked with Buccaneers Assistant to the Head Coach Anthony Perkins (12) at Colorado while WR Paul Richardson Jr. lettered there from 2010-13. Blacken served as Director of Speed, Strength & Conditioning and Perkins was a Technical Intern.

DL Jonathan Allen (13-16), LB Ryan Anderson (13-16), S Ha Ha Clinton-Dix (11-13), LB Shaun Dion Hamilton (14-17) and DL Daron Payne (15-17) played with Buccaneers TE O.J. Howard (13-16) at Alabama.

WR Jamison Crowder (2011-14) played with Buccaneers RB Shaun Wilson (14-17) at Duke.

C Casey Dunn (2017) played with Buccaneers CB Carlton Davis (15-17) at Auburn.

WR Maurice Harris (2012-15) played at California when Buccaneers Offensive Quality Control Coach Ben Steele (11-12) worked there. Steele served as an Offensive Administrative Assistant.

G Shawn Lauvao (2006-09) played at Arizona State when Buccaneers Head Coach Dirk Koetter (01-06) worked there. Koetter served as Head Coach.

CB Fabian Moreau (2012-16) played with Buccaneers OL Caleb Benenoch (12-15) at UCLA.

S Montae Nicholson (2014-16) played with Buccaneers LB Riley Bullough (13-16) at Michigan State.

RB Samaje Perine (2014-16) played with Buccaneers LB Devante Bond (14-15) at Oklahoma.

RB Adrian Peterson (2004-06), T Trent Williams (06-09) and P Tress Way (08-12) played with Buccaneers DT Gerald McCoy (06-09) at Oklahoma.

LS Nick Sundberg (2005-08) played with Buccaneers WR DeSean Jackson (05-07) at California.

GAME RELEASE

SERIES SUPERLATIVES

REDSKINS

PASSING

Completions	33	Kirk Cousins, 10/25/15
Attempts	49	Jason Campbell, 11/25/07
Yards	323	Robert Griffin III, 09/30/12
TDs	3	Kirk Cousins, 10/25/15

RUSHING

Attempts	34	John Riggins, 09/19/82
Yards	172	Ryan Torain, 12/12/10
TDs	1	11 Times
		Last Time: Kirk Cousins, 10/25/15

RECEIVING

Receptions	11	Jordan Reed, 10/25/15
Yards	130	Desmond Howard, 12/04/94
TDs	2	Two Times
		Last Time: Jordan Reed, 10/25/15

DEFENSE

Sacks	3	Marco Coleman, 10/01/2000
Interceptions	2	Darrell Green, 12/05/93

BUCCANEERS

PASSING

Completions	24	Two Times
		Last Time: Josh Freeman, 09/30/12
Attempts	39	Josh Freeman, 09/30/12
Yards	311	Vinny Testaverde, 10/22/89
TDs	4	Brad Johnson, 10/12/03

RUSHING

Attempts	40	Errict Rhett, 12/04/94
Yards	192	Errict Rhett, 12/04/94
TDs	2	Two Times
		Last Time: Mike Alstott, 11/13/05

RECEIVING

Receptions	8	Three Times
		Last Time: Mike Evans, 10/25/15
Yards	209	Mike Evans, 11/16/14
TDs	2	Two Times
		Last Time: Mike Evans, 11/16/14

DEFENSE

Sacks	4	Simeon Rice, 10/12/03
Interceptions	3	Aqib Talib, 10/04/09

CAREER STATS VS. BUCCANEERS

Projected Offensive Starters

QB Alex Smith [two games]:

35-of-50, 431 yards, 4 TD, 1 INT

RB Adrian Peterson [four games]:

85 att., 462 yards, 5 TD

RB Chris Thompson:

First career game vs. Buccaneers

WR Jamison Crowder [one game]:

5 rec., 48 yards

WR Maurice Harris:

First career game vs. Buccaneers

WR Josh Doctson:

First career game vs. Buccaneers

TE Jordan Reed [two games]:

13 rec., 94 yards, 2 TD

Projected Defensive Starters

(Stats according to STATS, INC.)

DE Jonathan Allen:

First career game vs. Buccaneers

NT Daron Payne:

First career game vs. Buccaneers

DE Matt Ioannidis:

First career game vs. Buccaneers

LB Preston Smith [one game]:

4 tackles (2 solo)

LB Zach Brown [one game]:

7 tackles (6 solo)

LB Mason Foster [one game]:

1 special teams tackle

LB Ryan Kerrigan [three games]:

7 tackles (6 solo), 1 sack, 4 TFL, 1 PD

CB Josh Norman [eight games]:

18 tackles (17 solo), 2 INT, 1 TD, 5 PD

CB Quinton Dunbar [one game]:

No stats recorded

S Ha Ha Clinton-Dix [two games]:

18 tackles (17 solo), 2 INT, 1 TD, 5 PD

S D.J. Swearinger, Sr. [one game]:

1 INT, 1 PD

Stat lines reflect statistics from games played against opponent during the regular season

TALE OF THE TAPE

OFFENSE

REDSKINS

160	POINTS	229
45	Points in 1st Quarter	37
58	Points in 2nd Quarter	79
16	Points in 3rd Quarter	44
41	Points in 4th Quarter	66
0	Overtime	3
16	Offensive Touchdowns	28
7	Rushing TDs	5
9	Passing TDs	23
1	Return TDs	1
14	Field Goals	10
2751	Yards From Scrimmage	3574
343.9	Yards Per Game	446.8
515	Total Plays	548
5.3	Avg. Per Play	6.5
9/4	Fumbles/Lost	12/4
3	Had Intercepted	17
41/108	Third-down Conversions	44/95
38.0	Third-down Percentage	46.3
7/12	Fourth-down Conversions	7/8
58.3	Fourth-down Percentages	87.5
56/572	Penalties/Yards	62/502
31:47	Time of Possession Avg.	30:37

PASSING

274	Pass Attempts	333
174	Pass Completions	218
63.5	Completion Percentage	65.5
1867	Passing Yards	2974
233.4	Avg. Yards/Game	371.8
9	Passing Touchdowns	23
3	Interceptions	17
89.8	Rating	95.6
16	Times Sacked	24
9	Completions of 25+ yards	22

RUSHING

255	Rush Attempts	191
975	Rush Yards	721
4.33	Yards Per Carry	3.77
121.9	Yards Per Game	90.1
7	Touchdowns	5
54	First Downs	34
30	Rushes of 10+ yards	20

RECEIVING

174	Receptions	218
1867	Receiving yards	2974
10.7	Yards Per Catch	13.6
233.4	Yards Per Game	371.8
9	Touchdowns	23
91	First Downs	148
9	Receptions of 25+ yards	22

DEFENSE

BUCCANEERS

172	POINTS	275
20	Points in 1st Quarter	60
67	Points in 2nd Quarter	127
31	Points in 3rd Quarter	28
54	Points in 4th Quarter	60
0	Overtime	0
22	Offensive Touchdowns	34
7	Rushing TDs	12
15	Passing TDs	22
0	Return TDs	2
7	Field Goals	7
2748	Yards From Scrimmage	3314
343.5	Yards Per Game	414.3
492	Total Plays	503
5.6	Avg. Per Play	6.6
12/7	Fumbles/Lost	10/5
7	Had Intercepted	1
41/97	Third-down Conversions	36/93
42.3	Third-down Percentage	38.7
4/10	Fourth-down Conversions	5/11
40.0	Fourth-down Percentages	45.5
64/525	Penalties/Yards	63/599
28:13	Time of Possession Avg.	29:23

PASSING

299	Pass Attempts	291
199	Pass Completions	215
66.6	Completion Percentage	73.9
2174	Passing Yards	2577
271.8	Avg. Yards/Game	322.1
15	Passing Touchdowns	22
7	Interceptions	1
94.8	Rating	124.3
23	Times Sacked	18
16	Completions of 25+ yards	23

RUSHING

170	Rush Attempts	194
715	Rush Yards	857
4.21	Yards Per Carry	4.42
89.4	Yards Per Game	107.1
7	Touchdowns	12
47	First Downs	26
19	Rushes of 10+ yards	55

RECEIVING

199	Receptions	215
2174	Receiving yards	2577
10.9	Yards Per Catch	12.0
271.8	Yards Per Game	322.1
15	Touchdowns	22
99	First Downs	115
16	Receptions of 25+ yards	23

LAST MEETING

Redskins 31, Buccaneers 30

Associated Press
Oct. 25, 2015

LANDOVER, Md. -- There were plenty of reasons for Kirk Cousins and the Washington Redskins to believe this game was not going to go their way.

They trailed by 24 points in the second quarter, a deficit the team never had overcome in a victory. They had been outscored by 43 points in third quarters so far. Cousins hadn't thrown more than one touchdown pass in any game this season.

At halftime, coach Jay Gruden -- who had pronounced Sunday's matchup against the Tampa Bay Buccaneers a "code red" situation -- lit into his players.

Something finally clicked. Cousins completed three second-half TDs, including the go-ahead score to Jordan Reed with 24 seconds left, and the Redskins came back to stun the Bucs 31-30 for the largest comeback in franchise history.

"Everybody was pretty upset. Jay was livid," left tackle Trent Williams said about a loud halftime locker room. "You rarely every see him in that state. But he was on the gas."

Cousins finished 33 for 40 for 317 yards, the trio of scores and zero interceptions. He also ran for an 8-yard touchdown in the second quarter for the first points for the Redskins (3-4), making it 24-7 after two quarters.

There were those wondering whether his time as the starting QB might be coming to an end. But he got a pair of 3-yard scores in the third quarter -- one to Ryan Grant, the other to Reed -- sandwiched around an onside kick, to make things interesting. There is a clear pattern to Washington's season so far: In the team's three wins, Cousins has not thrown a single interception; in the four losses, he has been picked off twice each time.

This was the fourth-year QB's second last-minute comeback win this season, both at home. Cousins led the Redskins past the Philadelphia Eagles in Week 4.

This time, trailing 30-24, Washington got the ball at its 20 with a little less than 2½ minutes left in the fourth quarter. Cousins threw on every play, going 9 for 11 for 75 yards, capped by the 6-yard toss to Reed on a slant.

The tight end, who missed last week's game with a concussion, was lined up to the right, with four receivers split off to the left.

Cousins saw Reed covered 1-on-1 and found him easily.


Jameis Winston, the No. 1 overall pick in this year's draft, was 21 for 29 for 297 yards and two first-half touchdowns that helped Tampa Bay (2-4) build its massive lead. Doug Martin ran for 136 yards on 19 carries, but it was 5 yards he didn't gain that might have swung the outcome.

With 4 minutes remaining, Martin broke off a 49-yard run up the right sideline and appeared set to score, until cornerback Bashaud Breeland tracked him down, catching up to make the tackle at the 5. Breeland injured his right hamstring on the play and left the game.

Instead of a TD that could have made it 34-24, Tampa Bay wound up settling for Connor Barth's third field goal of the game and a six-point lead. Cousins was able to erase that.

REDSKINS DEFEAT BUCCANEERS, 31-30

	Buccaneers	Redskins
TOTAL FIRST DOWNS	21	27
By Rushing	9	4
By Passing	12	16
By Penalty	0	7
THIRD DOWN EFFICIENCY	7-12-58%	5-11-45%
FOURTH DOWN EFFICIENCY	0-0-0%	0-0-0%
TOTAL NET YARDS	479	355
Total Offensive Plays (inc. times thrown passing)	60	60
Average gain per offensive play	8.0	5.9
NET YARDS RUSHING	190	50
Total Rushing Plays	30	19
Average gain per rushing play	6.3	2.6
Tackles for a loss-number and yards	3-6	5-6
NET YARDS PASSING	289	305
Times thrown - yards lost attempting to pass	1-8	1-12
Gross yards passing	297	317
PASS ATTEMPTS-COMPLETIONS-HAD INTERCEPTED	29-21-0	40-33-0
Avg gain per pass play (inc.# thrown passing)	9.6	7.4
KICKOFFS Number-In End Zone-Touchbacks	7-7-5	6-5-4
PUNTS Number and Average	2-44.5	4-47.3
Had Blocked	0	0
FGs - PATs Had Blocked	0-0	0-0
Net Punting Average	42.5	42.8
TOTAL RETURN YARDAGE (Not Including Kickoffs)	18	4
No. and Yards Punt Returns	3-18	1-4
No. and Yards Kickoff Returns	1-15	2-48
No. and Yards Interception Returns	0-0	0-0
PENALTIES Number and Yards	16-142	4-20
FUMBLES Number and Lost	2-1	1-1
TOUCHDOWNS	3	4
Rushing	0	1
Passing	2	3
Fumbles	1	0
EXTRA POINTS Made-Attempts	3-3	4-4
Kicking Made-Attempts	3-3	4-4
FIELD GOALS Made-Attempts	3-3	1-1
RED ZONE EFFICIENCY	1-3-33%	4-5-80%
GOAL TO GO EFFICIENCY	0-1-0%	4-4-100%
SAFETIES	0	0
FINAL SCORE	30	31
TIME OF POSSESSION	31:18	28:42



2018 NFL STANDINGS AND RANKINGS

NATIONAL FOOTBALL CONFERENCE

East Division

Team	W	L	T	Pct	Conf	Div	Streak
Redskins	5	3	0	.625	5-2-0	2-0-0	Lost 1
Eagles	4	4	0	.500	2-3-0	1-0-0	Won 1
Cowboys	3	5	0	.375	2-3-0	1-1-0	Lost 2
Giants	1	7	0	.125	0-6-0	0-3-0	Lost 5

North Division

Team	W	L	T	Pct	Conf	Div	Streak
Bears	5	3	0	.625	3-1-0	0-1-0	Won 2
Vikings	5	3	1	.611	4-2-1	1-0-1	Won 1
Packers	3	4	1	.438	2-3-1	1-1-1	Lost 2
Lions	3	5	0	.375	1-4-0	1-1-0	Lost 2

South Division

Team	W	L	T	Pct	Conf	Div	Streak
Saints	7	1	0	.875	5-1-0	1-1-0	Won 7
Panthers	6	2	0	.750	4-2-0	1-1-0	Won 3
Falcons	4	4	0	.500	4-2-0	2-1-0	Won 3
Buccaneers	3	5	0	.375	2-3-0	1-2-0	Lost 2

West Division

Team	W	L	T	Pct	Conf	Div	Streak
Rams	8	1	0	.889	5-1-0	3-0-0	Lost 1
Seahawks	4	4	0	.500	3-2-0	1-1-0	Lost 1
Cardinals	2	6	0	.250	2-5-0	2-2-0	Won 1
49ers	2	7	0	.222	1-5-0	0-3-0	Won 1

AMERICAN FOOTBALL CONFERENCE

East Division

Team	W	L	T	Pct	Conf	Div	Streak
Patriots	7	2	0	.778	5-1-0	2-0-0	Won 6
Dolphins	5	4	0	.556	4-3-0	2-1-0	Won 1
Jets	3	6	0	.333	2-4-0	0-2-0	Lost 3
Bills	2	7	0	.222	1-5-0	0-1-0	Lost 4

North Division

Team	W	L	T	Pct	Conf	Div	Streak
Steelers	5	2	1	.688	3-2-1	3-1-1	Won 4
Bengals	5	3	0	.625	3-2-0	1-1-0	Won 1
Ravens	4	5	0	.444	4-3-0	1-3-0	Lost 3
Browns	2	6	1	.278	2-4-1	1-1-1	Lost 4

South Division

Team	W	L	T	Pct	Conf	Div	Streak
Texans	6	3	0	.667	5-2-0	2-1-0	Won 6
Titans	4	4	0	.500	2-4-0	2-0-0	Won 1
Colts	3	5	0	.375	2-4-0	0-1-0	Won 2
Jaguars	3	5	0	.375	2-3-0	0-2-0	Lost 4

West Division

Team	W	L	T	Pct	Conf	Div	Streak
Chiefs	8	1	0	.889	7-1-0	3-0-0	Won 3
Chargers	6	2	0	.750	4-1-0	1-1-0	Won 5
Broncos	3	6	0	.333	1-5-0	1-2-0	Lost 2
Raiders	1	7	0	.125	1-4-0	0-2-0	Lost 4

REDSKINS 2018 SEASON RANKINGS

OFFENSE	No.	Rank (NFL/NFC)
Yards / Game	343.9	25/13
Yards / Play	5.34	25/14
Rushing Yards / Game	121.9	10/7
Rushing Yards / Play	4.33	14/8
Passing Yards / Game	222.0	24/12
Passing Yards / Play	6.12	23/14
Interception Rate	1.09%	5/5
Sacks / Pass Attempt	5.84%	11/4
First Downs / Game	20.1	21/12
3rd Down Pct	37.96%	21/12
4th Down Pct	58.33%	15t/8
Red Zone Pct	52.17%	22/12
Goal to Go%	76.92%	8/3
Avg Time of Possession	31:47	3/3
Points / Game	20.0	25/13

DEFENSE	No.	Rank (NFL/NFC)
Yards / Game	343.5	10/5
Yards / Play	5.59	13/6
Rushing Yards / Game	89.4	5/5
Rushing Yards / Play	4.21	13/6
Passing Yards / Game	254.1	20/12
Passing Yards / Play	6.31	12/6
Interception Rate	2.34%	14/5
Sacks / Pass Attempt	7.69%	14/8
First Downs / Game	19.9	13/6
3rd Down Pct	42.27%	23/12
4th Down Pct	40.00%	4t/2t
Red Zone Pct	60.87%	20/9
Goal to Go%	84.62%	28/13
Points / Game	21.5	9/5
Point Differential / Game	-1.5	19t/10t
Yard Differential / Game	0.4	20/11

SPECIAL TEAMS	No.	Rank (NFL/NFC)
Field Goals Made	87.50%	13t/6
Punt Return Avg	5.7	24/9
Kickoff Return Avg	17.1	30/15
Punt Coverage Avg	6.7	10/5
Kickoff Coverage Avg	22.5	14/7

ALL-TIME WINS

The Redskins have the fifth-most victories in NFL history, including both regular season and postseason play.

Franchise (Founded)	Total Wins
1. Green Bay Packers (1921)	774
2. Chicago Bears (1920)	771
3. New York Giants (1925)	712
4. Pittsburgh Steelers (1933)*	655
5. Washington Redskins (1932)	621

** Does not include victories by 1943 combined "Phil-Pitt Steagles" team*

SKINFORMATION

PRONUNCIATION GUIDE

PLAYER PRONUNCIATION GUIDE

Luke Bowanko	bo-WAIN-koh
Geron Christian Sr.	JARE-en
Josh Doctson	DOCK-sun
Jehu Chesson	jay-EWE
Deshazor Everett	de-SHAY-zor
Shaun Dion Hamilton	Shawn DEE-on
Matt Ioannidis	eye-an-NYE-dis
Shawn Lauvao	luh-VOW
Ty Nsekhe	en-SECK-he
Daron Payne	duh-RON
Samaje Perine	sah-MAH-jay / PEE-rhine
Chase Roullier	ROO-lee-ay
D.J. Swearinger Sr.	SWEAR-in-jurr

RESERVE LISTS

Arie Kouandjio	r-REE / kwan-JOE
Manasseh Garner	muh-NESS-uh
Derrius Guice	GICE (rhymes with 'Dice')

COACHING STAFF PRONUNCIATION GUIDE

Ben Kotwica	cot-WEE-kuh
Kavan Latham	kuh-VON
Greg Manusky	man-US-key
Jim Tomsula	tom-SOO-luh
Kirk Olivadotti	olive-AH-dottie

ROSTER SUPERLATIVES

As of Nov. 5:

Tallest Player.....	Ty Nsekhe (6'8")
Shortest Player	Chris Thompson (5'8")
Average Height.....	6' 0"
Heaviest Player	Morgan Moses (335 lbs.)
Lightest Player	Jamison Crowder (177 lbs.)
Average Weight.....	245.6 lbs
Oldest Player.....	Vernon Davis (34)
Youngest Player	Tim Settle (21)
Average Age	23.1 years

A NOTE ON NAMES

Please include suffixes for the names of safety D.J. Swearinger Sr., and offensive tackle Geron Christian Sr. in first references when possible.


COACH MEDIA AVAILABILITY NOTES

On a typical game week, Head Coach Jay Gruden will address media at 2 p.m. on Monday and following practice on Wednesday, Thursday and Friday.

On such weeks, Defensive Coordinator Greg Manusky will address media after practice on Thursday. Offensive Coordinator Matt Cavanaugh will address media following practice on Friday.

Media availability sessions will take place in the Media Interview Room at Inova Sports Performance Center at Redskins Park in Loudon County.

2018 MEDIA GUIDE INFORMATION



A digital edition of the 2018 Washington Redskins Media Guide is available for download by directing your browser to <http://redskins.1stroundmediagroup.com>.

The bookmarked PDF includes:

- » Bios for executives, coaches, players and other team personnel
- » Rosters and pronunciation guides
- » 2017 recap information
- » Team history and records
- » Information on Redskins facilities and events
- » 2018 media policies and guidelines

The guide is in PDF format and can be viewed with Adobe Acrobat Reader, which can be downloaded for free at get.adobe.com/reader. Furthermore, updated weekly information will be made available throughout the season on the team's online medial portal.

2018 DRAFT RECAP

TEAM DRAFT NOTES

» Dating back to 2011, the Redskins have now selected at least seven players in eight consecutive drafts for the first time since the league adopted the seven-round format in 1994.

» Including their 10 selections in the 2017 NFL Draft, the Redskins have now selected eight or more players in back-to-back drafts for only the third time since the NFL adopted the seven-round format in 1994, including instances in 2011-12, 2014-15 and 2017-18.

» The Redskins made two trades during the draft. On Day 2, the Redskins sent the Nos. 44 and 142 overall picks to the San Francisco 49ers for the Nos. 59 and 74 overall selections. On Day 3, the team traded the Nos. 205 and 231 picks to the Los Angeles Rams for the Nos. 197 and 256 selections.

» Of the Redskins' eight selections, seven were made with picks acquired by trade, including draft-day trades with San Francisco (RB Derrius Guice and T Geron Christian) and the Los Angeles Rams (LB Shaun Dion Hamilton and WR Trey Quinn), an offseason trade with Denver (S Troy Apke and DL Tim Settle) and a 2017 preseason trade with the Rams (CB Greg Stroman).

» The Redskins' seven selections with picks acquired by trades are the team's most since 2011 (eight). The only player selected by Washington with one of the team's original picks was DL Daron Payne with the No. 13 overall selection.

» The Redskins have selected at least four players with picks acquired via trade in each of the last five drafts. It is the team's longest such stretch since a five-draft span from 1985-89.

» The Redskins selected two pairs of college teammates in the same draft for the first time since 2012.

» The Redskins have now selected at least one pair of college teammates in six of the last eight drafts (Nebraska's Roy Helu Jr., DeJon Gomes and Niles Paul in 2011; SMU's Josh LeRibeus and Richard Crawford and Iowa's Adam Gettis and Jordan Bernstine in 2012; Florida State's Chris Thompson and Brandon Jenkins in 2013; Arkansas' Martrell Spaight and Tevin Mitchell in 2015; Alabama's Jonathan Allen and Ryan Anderson in 2017; Alabama's Daron Payne and Shaun Dion Hamilton and Virginia Tech's Tim Settle and Greg Stroman in 2018).

» The 2018 NFL Draft marks the sixth time the Redskins have selected a pair of teammates out of Alabama (1941, 1948, 1951, 1962 and 2017).

» The 2018 NFL Draft marks the first time the Redskins have selected a pair of teammates out of Virginia Tech.

» The Redskins have now selected a pair of college teammates from the same school in back-to-back years for the first time since

1964-65, when the team selected a pair of teammates from Arizona State in both drafts. In those drafts, the Redskins selected Pro Football Hall of Fame HB/WR Charley Taylor and G John Seedborg from Arizona State in 1964, and then added legendary TE Jerry Smith and HB Dave Estrada from the same university in 1965.

» With four selections from the University of Alabama across the 2017-18 drafts, the Redskins selected at least four players from a single school in a two-year span for the first time since selecting T Mark Doak (No. 147 overall), DB Ardell Johnson (No. 277) and G Dennis Pavelka (No. 412) from Nebraska in 1975 and selecting Nebraska DE Dean Gissler (No. 308) in 1976.

» The Redskins made multiple picks in the seventh round for the third consecutive year, marking the team's first three-year stretch with multiple seventh-round picks since selecting at least two players in that round in each of the 2010-12 NFL Drafts.

» The Redskins selected five defensive players and have now picked at least five defensive players in consecutive drafts for the first time since 1989-90, when the draft consisted of 12 rounds.

» The Redskins have now selected at least one defensive lineman in each of the last three drafts (Matt Ioannidis in 2016, Jonathan Allen in 2017 and Daron Payne and Tim Settle in 2018). It marks the first time the team has taken a defensive lineman in three straight drafts since selecting one in each of the 2000-02 drafts, when all three selections were taken in sixth round or later (Del Cowsette in 2000, Mario Monds in 2001 and Greg Scott in 2002).

» The last time the Redskins took a defensive lineman in the fifth round or earlier in three consecutive drafts was from 1991-93 (Bobby Wilson in 1991, Shane Collins in 1992 and Sterling Palmer in 1993).

» All eight of the Redskins' draft picks played their collegiate careers in the Football Bowl Subdivision, marking the sixth straight year the team's entire draft class had played at the FBS level. The last Redskins draft pick to play in the Football Championship Subdivision was South Dakota's Tom Compton (2012).

» Seven of the eight members of the Redskins' draft class played at schools in "Power Five" conferences.

» The Redskins selected three players from the Southeastern Conference, three players from the Atlantic Coast Conference, and one player each from the Big Ten and American Athletic Conferences. The SEC leads all conferences with 14 of the Redskins' 43 selections since 2014, followed by the ACC with 10 selections.

DL DARON PAYNE (RD. 1, NO. 13)

» Payne was the 467th selection made by the Redskins in the Common Draft era (since 1967) and the 29th first-round selection in that time frame. He is the 60th first-round selection by the Redskins all-time since the institution of the draft in 1936.

» Payne's selection marks the second straight year in which the Redskins have selected a defensive player with their first selection of the draft (DL Jonathan Allen in 2017). The last time the Redskins selected defensive players with their first selection in consecutive drafts was in the 2013-14 drafts, in which the team selected CB David Amerson and LB Trent Murphy, respectively (both in the second round).

» With the first-round selections of Allen and Payne across the 2017-18 drafts, the Redskins have now selected a defensive player in the first round of consecutive drafts for the first time since 2004 (S Sean Taylor) and 2005 (CB Carlos Rogers).

» The selections of Payne and Allen – both University of Alabama products – in the first round of back-to-back years marks the first time the Redskins have selected players from the same school in the first round of consecutive drafts in the Common Draft era. It is the second such occurrence in the team's full draft history, including the selections of Oklahoma's George Thomas and Leon Heath in the 1950 and 1951 drafts, respectively.

» Payne and Allen became the first set of college teammates



2018 DRAFT RECAP (CONT.)

from the same position group selected by the same NFL franchise in consecutive first rounds since the San Francisco 49ers took Oregon defensive linemen Arik Armstead and DeForest Buckner in the 2015-16 drafts, respectively.

» Payne is the 10th defensive player selected by the Redskins in the first round since 1999, joining CB Champ Bailey (1999), LB LaVar Arrington (2000), S Sean Taylor (2004), CB Carlos Rogers (2005), S LaRon Landry (2007), DE/LB Brian Orakpo (2009), LB Ryan Kerrigan (2011) and DL Jonathan Allen (2017). Nine of the 10 defensive players selected by the Redskins in the first round in that time frame have earned at least one Pro Bowl selection during their career. The lone exception – Allen – was limited to five games by a season-ending Lisfranc injury as a rookie last year.

» Payne's selection marks the sixth time in the Common Draft era that the Redskins have selected a defensive lineman in the first round, joining Jonathan Allen (2017), Ryan Kerrigan (2011), Brian Orakpo (2009, transitioned to linebacker in 2010), Kenard Lang (1997) and Bobby Wilson (1991). The Redskins also selected Tracy Rocker (1989, third round), Markus Koch (1986, second round), Bob Slater (1984, second round), Duncan McColl (1977, fourth round) and Bill Brundige (1970, second round) with the team's first selections of each of the drafts listed.

» With the selections of Payne and Allen, the Redskins have now used first-round selections on defensive linemen in consecutive drafts for the first time in the Common Draft era.

» Payne is the 24th player from the University of Alabama selected by the Redskins all-time, joining B Riley Smith (1936), B Charley Holm (1939), E Sandy Sanford (1940), T Fred Davis (1941), G Ed Hickerson (1941), G Tony Leon (1943), B Bobby Jenkins (1945), T Fay Mills (1946), B Harry Gilmer (1948), B Lowell Tew (1948), T Dick Flowers (1949), E Ed White (1950), B Eddie Salem (1951), C Elliot Speed (1951), B Billy Hicks (1956), T Billy Neighbors (1962), E Tommy Brooker (1962), DB Steve Higginbotham (1972), DT Thomas Rayam (1990), T Chris Samuels (2000), G Arie Kouandjio (2015), DL Jonathan Allen (2017) and LB Ryan Anderson (2017).

» Payne's selection at No. 13 marks the fifth-highest the Redskins have selected a player from the University of Alabama, trailing B Harry Gilmer (No. 1 in 1948), B Riley Smith (No. 2 in 1936), T Chris Samuels (No. 3 in 2000) and B Lowell Tew (No. 4 in 1948).

» Payne is the eighth Southeastern Conference product selected by the Redskins in the first round in the Common Draft era. The Redskins have now selected an SEC product in the first round of consecutive drafts for the first time since 1999 (Georgia CB Champ Bailey) and 2000 (Alabama T Chris Samuels).

» Payne becomes the third player selected by the Redskins all-time with the No. 13 overall pick, joining FB Ray McDonald (1967) and DE/LB Brian Orakpo (2009).

RB DERRIUS GUICE (RD. 2, NO. 59)

» Guice was the 468th selection made by the Redskins in the Common Draft era (since 1967) and the 38th second-round selection in that time frame. He is the 56th second-round selection by the Redskins all-time since the institution of the draft in 1936.

» Guice became the first offensive player selected by the Redskins in the second round since the team selected three offensive players in the second round of the 2008 NFL Draft.

» Prior to Guice's selection, the Redskins had selected a defensive player with their last six second-round picks, including the selections of LB Ryan Anderson (2017), S Su'a Cravens (2016), LB Preston Smith (2015), LB Trent Murphy (2014), CB David Amerson (2013) and DL Jarvis Jenkins (2011). [Note: The team did not make a second-round selection in 2012.] The six consecutive second-round picks on defensive players prior to Guice represented the longest stretch used by the Redskins on one side of the ball in the second round in the Common Draft era.

» Guice becomes the first running back selected by the Redskins in the second round since the team drafted Iowa's Ladell Bet-

ts with the No. 56 overall pick in 2002.

» Dating back to 2011, the Redskins have now selected a running back in eight consecutive drafts, the team's longest stretch since taking a running back in nine consecutive years across the 1983-91 drafts, which each consisted of 12 rounds.

» Guice is the 12th LSU product selected by the Redskins all-time, joining E Charlie Webb (1946), B Red Knight (1947), E Charlie Webb (1947), B Dan Sandifer (1948), T Ray Potter (1952), B Vince Gonzales (1956), E Billy Shoemaker (1959), RB Bob Brunet (1968), TE Robert Royal (2002), S LaRon Landry (2007) and LB Perry Riley (2010).

» Guice becomes the first LSU product selected by the Redskins in the second round in franchise history. His selection marks the fourth-highest the Redskins have selected a player from LSU, trailing S LaRon Landry's selection at No. 6 overall in 2007, B Red Knight's selection at No. 17 overall in 1947 and B Dan Sandifer's selection at No. 28 overall in 1948.

» Including the selections DL Jonathan Allen and LB Ryan Anderson in 2017 and the selections of DL Da'Ron Payne and Guice in 2018, the Redskins have selected four players from the Southeastern Conference with their four most-recent first- and second-round picks. It marks the first time the Redskins have taken four players from the same conference with four consecutive first- or second-round picks in the Common Draft era.

» Guice becomes the sixth player selected by the Redskins all-time with the No. 59 overall pick, joining T Roy Young (1938), T Bob Hendren (1946), T Hank Harris (1947), B Gary Lowe (1956) and FB Jim Snowden (1964).

» Guice was selected with a pick acquired by the Redskins in a draft day trade in which the Redskins sent the Nos. 44 and 142 overall picks to San Francisco in exchange for the Nos. 59 and 75 overall selections. It marked the Redskins first selection using an acquired pick in the 2018 NFL Draft. The No. 59 overall selection originally belonged to the New Orleans Saints, who traded the pick to San Francisco during the 2017 NFL Draft for the right to select 2017 Offensive Rookie of the Year Alvin Kamara.

T GERON CHRISTIAN (RD. 3, NO. 74)

» Christian was the 469th selection made by the Redskins in the Common Draft era (since 1967) and the 35th third-round selection in that time frame. He is the 65th third-round selection by the Redskins all-time since the institution of the draft in 1936.

» Christian became the first offensive lineman selected by the Redskins in the third round since the team selected two linemen – T Morgan Moses and G/C Spencer Long – in the third round of the 2014 NFL Draft. Those two players combined to appear in 96 regular season games with 80 starts for the Redskins across the 2014-17 campaigns.

» Christian became the ninth offensive lineman selected by the Redskins in the first three rounds since 2000. Three of the offensive linemen selected in that timespan (Chris Samuels in 2000, Trent Williams in 2010 and Brandon Scherff in 2015) have combined for 14 career Pro Bowl appearances.

» Christian is the fifth player from Louisville selected by the Redskins all-time, joining T Ron Petty (1961), TE Jamie Asher (1995), LB Robert McCune (2005) and LB Josh Harvey-Clemons (2017).

» With Christian's selection in 2018 and the seventh-round selection of LB Josh Harvey-Clemons in 2017, the Redskins have now selected a Louisville product in consecutive drafts for the first time in team history.

» Christian became the first Louisville product selected by the Redskins in the third round in franchise history. His selection at No. 74 marks the highest the Redskins have selected a player from Louisville, surpassing TE Jamie Asher's No. 137 overall selection in the 1995 NFL Draft.

2018 DRAFT RECAP (CONT.)

» Christian became the fourth player selected by the Redskins all-time with the No. 74 overall pick, joining G Marcel Saunders (1936), E Russ Brown (1964) and G Paul Siever (1992).

DB TROY APKE (RD. 4, NO. 109)

» Apke was the 470th selection made by the Redskins in the Common Draft era (since 1967) and the 34th fourth-round selection in that time frame. He is the 49th fourth-round selection by the Redskins all-time since the institution of the draft in 1936.

» Apke's selection with the No. 109 overall pick marks the highest the Redskins have selected a safety since selecting LaRon Landry with the No. 6 overall pick in the 2007 NFL Draft. (Note: Su'a Cravens was initially selected as a linebacker with the No. 53 overall pick in 2016).

» Apke became the second safety selected by the Redskins in the fourth round in the past two years after the team selected Montae Nicholson with the No. 123 overall pick in the 2017 NFL Draft. Apke and Nicholson are both natives of Allegheny County, Pennsylvania, as Apke played his high school career at Mt. Lebanon High School and Nicholson completed his prep career at Gateway High School, approximately 25 miles away.

» The 2017-18 drafts mark the Redskins' first time selecting the same position in the fourth round in back-to-back years since selecting linebackers Shawn Barber and Nate Stimson in the fourth round of the 1998 and 1999 NFL Drafts, respectively.

» Apke was the 22nd Penn State product selected by the Redskins all-time, joining G Johnny Jaffurs (1943), B Joe Colone (1947), B Don Bailey (1955), E Jack Faris (1958), QB Richie Lucas (1960), T Andy Stynchula (1960), G Earl Kohlhaas (1960), B Jim Kerr (1961), E Bob Mitinger (1962), B Ton Urbanik (1964), DB Paul Johnson (1970), LB James Kates (1970), LB Rich Milot (1979), LB Larry Kubin (1981), LB Andre Collins (1990), G Paul Siever (1992), WR Terry Smith (1992), C Greg Huntington (1993), T Andre Johnson (1996), LB LaVar Arrington (2000) and RB Evan Royster (2011).

» Penn State's 22 all-time selections by the Redskins are the fourth-most of any program, trailing Notre Dame (34), USC (30) and Alabama (24). Their 12 selections by the Redskins in the Common Draft era are tied with Nebraska for the most in that timeframe.

» Apke became the first defensive player from Penn State selected by the Redskins since selecting three-time Pro Bowl linebacker LaVar Arrington with the No. 2 overall pick in the 2000 NFL Draft.

» Apke becomes the sixth player selected by the Redskins all-time with the No. 109 overall pick, joining G Henry Bartos (1938), T Monte Moncrief (1946), RB Jamie Morris (1988), DB Rico Labbe (1990) and QB Sage Rosenfels (2001).

DL TIM SETTLE (RD. 5, NO. 163)

» Settle was the 471st selection made by the Redskins in the Common Draft era (since 1967) and the 49th fifth-round selection in that time frame. He is the 74th fifth-round selection by the Redskins all-time since the institution of the draft in 1936.

» Settle was the second defensive lineman selected by the Redskins in the fifth round in the past three drafts. The team selected DL Matt Ioannidis with the No. 152 overall pick in the 2016 NFL Draft.

» With the selection of Settle and the first-round selection of DL Da'Ron Payne, the Redskins have now selected two defensive linemen in the same draft for the first time since selecting Anthony Montgomery and Kedric Golston in the 2006 NFL Draft.

» Settle played his prep career at Stonewall Jackson H.S. in Manassas, Va., approximately 25 miles from team headquarters in Ashburn, Va. Including the selection of Stone Bridge H.S.'s Jonathan Allen last year, the Redskins have now selected players from the Northern Virginia metro area in back-to-back drafts.

» Settle was the seventh Virginia Tech product selected by the

Redskins all-time, joining C Buzz Nutter (1953), E Tom Petty (1955), TE Ken Barefoot (1968), T Derek Smith (1999), DB Kyshoen Jarrett (2015) and CB Kendall Fuller (2016).

» Settle became the third Virginia Tech product selected by the Redskins in the last four drafts, with all three picks coming on the defensive side of the ball.

» Settle became the fourth player selected by the Redskins all-time with the No. 163 overall pick, joining T Doug Conaway (1952), TE Danzell Lee (1985) and DE Dexter Nottage (1994).

LB SHAUN DION HAMILTON (RD. 6, 197)

» Hamilton was the 472nd selection made by the Redskins in the Common Draft era (since 1967) and the 57th sixth-round selection in that time frame. He is the 83rd sixth-round selection by the Redskins all-time since the institution of the draft in 1936.

» Hamilton was the second linebacker from Alabama selected by the Redskins in the last two drafts, joining LB Ryan Anderson (No. 49 overall in 2017). Including the selections of DL Jonathan Allen and DL Da'Ron Payne in the 2017 and 2018 drafts, respectively, the Redskins have now selected a defensive lineman and linebacker from Alabama in back-to-back drafts.

» Hamilton was the 25th player from the University of Alabama selected by the Redskins all-time, joining B Riley Smith (1936), B Charley Holm (1939), E Sandy Sanford (1940), T Fred Davis (1941), G Ed Hickerson (1941), G Tony Leon (1943), B Bobby Jenkins (1945), T Fay Mills (1946), B Harry Gilmer (1948), B Lowell Tew (1948), T Dick Flowers (1949), E Ed White (1950), B Eddie Salem (1951), C Elliot Speed (1951), B Billy Hicks (1956), T Billy Neighbors (1962), E Tommy Brooker (1962), DB Steve Higginbotham (1972), DT Thomas Rayam (1990), T Chris Samuels (2000), G Arie Kouandjio (2015), DL Jonathan Allen (2017), LB Ryan Anderson (2017) and DL Da'Ron Payne (2018).

» Alabama's 25 all-time selections by the Redskins are third-most from any school in franchise history, trailing only Notre Dame (34) and USC (30).

» Hamilton becomes the third player selected by the Redskins all-time with the No. 197 overall pick, joining T Len Vella (1962) and QB Gus Frerotte (1994).

DB GREG STROMAN (RD. 7, NO. 241)

» Stroman was the 473rd selection made by the Redskins in the Common Draft era (since 1967) and the 62nd seventh-round selection in that time frame. He is the 93rd seventh-round selection by the Redskins all-time since the institution of the draft in 1936.

» Stroman was the eighth Virginia Tech product selected by the Redskins all-time, joining C Buzz Nutter (1953), E Tom Petty (1955), TE Ken Barefoot (1968), T Derek Smith (1999), DB Kyshoen Jarrett (2015), CB Kendall Fuller (2016) and DL Tim Settle (2018).

» With Stroman's selection, the Redskins selected teammates from Virginia Tech in a single draft for the first time in team history.

» In addition to playing collegiately with fifth-round pick Tim Settle, Stroman played his prep career with Settle at Stonewall Jackson H.S. in Manassas, Va., approximately 25 miles from team headquarters in Ashburn, Va.

» Stroman was the third Virginia Tech defensive back selected by the Redskins in the last four drafts, joining the selections of DB Kyshoen Jarrett (2015) and CB Kendall Fuller (2016).

» The Redskins have now selected a cornerback in the seventh round in back-to-back years, including the selection of Joshua Holsey in 2017.

» Stroman becomes the third player selected by the Redskins all-time with the No. 241 overall pick, joining T George Tolford (1961) and WR Lawrence McCullough (1980).

GAME RELEASE

2018 DRAFT RECAP (CONT.)

WR TREY QUINN (RD. 7, NO. 256)

» Quinn was the 474th selection made by the Redskins in the Common Draft era (since 1967) and the 63rd seventh-round selection in that time frame. He is the 94th seventh-round selection by the Redskins all-time since the institution of the draft in 1936.

» Quinn was selected with the final pick of the 2018 NFL Draft, a selection now known as “Mr. Irrelevant.” The nomenclature began in 1976, and is part of “Irrelevant Week,” described thusly by the organizers’ website: “Over the past 40 years, Irrelevant Week has become a much-anticipated and beloved celebration honoring football’s underdog, while also making charitable contributions to the community. Through Irrelevant Week, the organization has donated more than \$1 million to charities over the past three decades. Previous beneficiaries include the American Cancer Society, Big Brothers Big Sisters, Goodwill Industries, YMCA, Special Olympics, Habitat for Humanity, NFL Alumni, and the American Red Cross, among others.”

» Quinn was the second member of the Redskins to be tabbed as Mr. Irrelevant since its inception in 1976, joining Nebraska C Matt Elliott (1992). The Redskins also selected G Bo Bogovich with the last pick of the 1943 NFL Draft prior to the adoption of the pick’s nickname in 1976.

» Quinn was the eighth SMU product selected by the Redskins all-time, joining T Sid Halliday (1945), E Gabby Martin (1945), C Dick Hightower (1952), E Ben White (1952), WR Aldrick Robinson (2011), G Josh LeRibeus (2012) and CB Richard Crawford (2012).

» The Redskins selected a total of four SMU products from 1936-2010, including two selections from the school in each of the 1945 and 1952 NFL Drafts. Including Quinn, the Redskins have now selected four SMU products in the last eight drafts since 2011.

» Quinn became the second player selected by the Redskins all-time with the No. 256 overall pick, joining G Ed Pucci (1953).



Photo: Nina Kylie

2018 SUPPLEMENTAL DRAFT RECAP

CB ADONIS ALEXANDER (RD. 6)

» Alexander was the fifth selection made by the Redskins from the Supplemental Draft (since 1977) and the first sixth-round selection in that time frame.

» Including the NFL Draft and Supplemental Draft, Alexander was the ninth Virginia Tech product selected by the Redskins all-time, joining C Buzz Nutter (1953), E Tom Petty (1955), TE Ken Barefoot (1968), T Derek Smith (1999), DB Kyshoen Jarrett (2015), CB Kendall Fuller (2016), DL Tim Settle (2018) and CB Greg Stroman (2018).

» With Alexander’s selection, the Redskins selected teammates from Virginia Tech in a single draft year for the first time in team history.

» Including combined picks in the NFL Draft and Supplemental Draft, Alexander was the fourth Virginia Tech defensive back selected joining the selections of DB Kyshoen Jarrett (2015), CB Kendall Fuller (2016), Greg Stroman (2018) from the NFL Draft.

» The Redskins have now selected a cornerback for the first time in the Supplemental Draft. Alexander becomes the second player from the college ranks and second defensive player selected joining DE Jeremy Jarmon (2009).

» With the selection of Alexander in the Supplemental Draft and the selection of his Virginia Tech teammates DL Tim Settle and CB Greg Stroman in the NFL Draft, the Redskins have now selected at least three players from the same school for the 12th time since 1936. The last time the Redskins selected three college teammates in the same draft was 2011 when Washington selected RB Roy Helu, S DeJon Gomes and WR Niles Paul from Nebraska with consecutive picks in the NFL Draft.

» With the selection of Alexander in the Supplemental Draft and the selection of his Virginia Tech teammates DL Tim Settle and CB Greg Stroman in the NFL Draft, marks the first time that all three players picked in the same draft year played on the same defensive unit in college before becoming eligible for either draft.

REDSKINS SUPPLEMENTAL DRAFT HISTORY

Year	Rd. (Pick)	Name		College/Team
1984	1 (27)	Tony Zendejas	K	L.A. Express
1984	2 (55)	Gary Clark	WR	Jacksonville Bulls
1984	3 (83)	Clarence Verdin	WR	Houston Gamblers
2009	3	Jeremy Jarmon	DE	Kentucky
2018	6	Adonis Alexander	CB	Virginia Tech

The 1984 Redskins supplemental draft gave the team the rights to the players who had been eligible to be drafted but were not because they were under contract with teams in the United States Football League or the Canadian Football League.



Gary Clark

GAME RELEASE

TRENDING

TOP 10 DEFENSE

Through Week 9, the Redskins defense is currently ranked 10th in the NFL and fourth in the NFC in yards per game. They are allowing 343.5 yards per game and 5.59 yards per play.

YARDS PER GAME ALLOWED (2018):

Team	Yards/G
1. Baltimore Ravens	305.0
2. Jacksonville Jaguars	313.3
3. Buffalo Bills	313.7
4. Dallas Cowboys	317.0
5. Chicago Bears	321.4
6. Minnesota Vikings	322.2
7. Seattle Seahawks	333.3
8. Tennessee Titans	333.5
9. Houston Texans	336.3
10. Washington Redskins	343.5

RUN STUFFERS

The Redskins have made a conscious effort to improve their defensive line through the NFL Draft. In the past two seasons, Washington has used their first round pick on interior defensive linemen and it is paying dividends. Jonathan Allen (No. 17 overall in 2017) and Daron Payne (No. 13 overall in 2018) spearhead a defensive line that has been dominant against the run this season. Washington currently ranks fifth in the NFL in rushing yards per game.

RUSHING YARDS PER GAME ALLOWED (2018):

Team	Rush Yds/G
1. New Orleans Saints	76.4
2. Philadelphia Eagles	83.8
3. Chicago Bears	84.9
4. Minnesota Vikings	88.9
5. Washington Redskins	89.4

Washington has held some of the best running backs in the league well below their averages this season. Against the six running backs who registered 1,000-plus scrimmage yards in their last full season and the one rookie who currently has 1,000-plus scrimmage yards this season, Washington has held five below their season averages in rushing and scrimmage yards. The table below highlights the four running backs averages this season excluding the Washington game and compares it to their game against Washington.

Player	Rush Avg/Scrim Avg.*
David Johnson	51/76.2
Alvin Kamara	66.6/125.4
Christian McCaffrey	68.9/116.3
Ezekiel Elliot	92.4/123.4
Saquon Barkley	68.7/129.3

Player	Rush Yards/Scrim Yards^
David Johnson	37/67
Alvin Kamara	24/29
Christian McCaffrey	20/66
Ezekiel Elliot	33/42
Saquon Barkley	38/111

*Denotes players averages in all games in 2018 excluding their matchup vs. Washington

^Denotes the players totals against Washington in 2018

BEND DON'T BREAK

The Washington Redskins have been one of the best units in the league in points per game allowed this season. They rank ninth in the NFL and fifth in the NFC.

POINTS PER GAME ALLOWED (2018):

Team	Points/G
1. Tennessee Titans	17.6
2. Baltimore Ravens	17.8
3. Dallas Cowboys	18.9
4. Chicago Bears	19.1
5t. Philadelphia Eagles	19.5
5t. Seattle Seahawks	19.5
7. Houston Texans	20.4
8. Jacksonville Jaguars	21.3
9. Washington Redskins	21.5
10. Los Angeles Rams	22.2

FORCING THE ISSUE AT FEDEXFIELD

Washington has won three of their first five games at FedExField this season. The defense has set an early trend by forcing fumbles at home. Through five home games this season, Washington has forced six fumbles at home, which currently ranks No. 1 in the league.

FORCED FUMBLES AT HOME (2018):

Team	FF
1t. Washington Redskins	6
1t. Buffalo Bills	6
1t. Kansas City Chiefs	6
4t. Arizona Cardinals	5
4t. Chicago Bears	5
4t. Cleveland Browns	5
4t. New York Jets	5

Overall on the season, the Redskins have forced nine fumbles, which is tied for fifth in the league this season. CBs Josh Norman and Fabian Moreau as well as S DJ Swearinger have forced two fumbles each and DL Matt Ioannidis, Daron Payne and OLB Ryan Kerri-gan have each forced one fumble so far this season.

FORCED FUMBLES (2018):

Team	FF
1. Buffalo Bills	15
2t. Cleveland Browns	11
2t. Chicago Bears	11
4. Houston Texans	10
5t. Washington Redskins	9
5t. Arizona Cardinals	9
5t. Indianapolis Colts	9
5t. New York Jets	9

GAME RELEASE

TRENDING

5,000-YARD SEASONS

In Week 16 of the 2017 season, the Redskins reached 5,000 yards of offense for a 13th consecutive season. The Redskins are one of only five NFL teams with an active streak of 13 or more 5,000-yard seasons.

CONSECUTIVE 5,000-YARD SEASONS [ACTIVE NFL STREAKS]:

Team (Years)	Seasons
1. New Orleans Saints (2000-17)	18
2t. New England Patriots (2002-17)	16
2t. Philadelphia Eagles (2002-17)	16
4. Dallas Cowboys (2003-17)	15
5. Washington Redskins (2005-17)	13

AVERAGE YARDS AFTER CATCH

The Redskins' passing offense has flourished in recent seasons by getting the ball to their playmakers with space to create after the catch. The Redskins rank top 10 in the NFL in average yards after catch since 2017.

AVERAGE YARDS AFTER CATCH SINCE 2017:

Team	YAC/Rec
1. Los Angeles Rams	6.7
2. Kansas City Chiefs	6.5
3. San Francisco 49ers	6.1
4t. Los Angeles Chargers	6.0
4t. Pittsburgh Steelers	6.0
6. New Orleans Saints	5.9
7t. Green Bay Packers	5.6
7t. Jacksonville Jaguars	5.8
9t. Washington Redskins	5.7
9t. Detroit Lions	5.7

Of Washington's 4,093 passing yards in 2017, 52.3 percent came following catches, the third-highest percentage in the NFL.

PCT. OF PASSING YARDS GAINED AFTER THE CATCH (2017):

Team	Pass Yds.	YAC	Pct.
1. New Orleans Saints	4,334	2,359	54.4
2. Green Bay Packers	3,532	1,909	54.0
3. Washington Redskins	4,093	2,140	52.3
4. Jacksonville Jaguars	3,716	1,932	52.0
5. Cincinnati Bengals	3,386	1,758	51.9

TOGETHER AGAIN: 11 TO 85 FOR 6

Quarterback Alex Smith and tight end Vernon Davis were teammates in San Francisco from 2006-2012 connecting on 30 touchdowns. The last time the duo connected for a score before the 2018 season was on Sept. 23, 2012 at Minnesota.

With the reunion, Davis and Smith once again are ranked among the top active NFL quarterback-tight end combinations in touchdowns. Davis and Smith connected on a 22 yard touchdown against Carolina in Week 6 to increase their touchdown combination to 31, ranking fourth among active quarterback-tight end combinations.

MOST TOUCHDOWNS - ACTIVE QB-TE COMBINATIONS

Quarterback/Tight End	TDs
1. Philip Rivers/Antonio Gates	88
2. Tom Brady/Rob Gronkowski	76
3. Cam Newton/Greg Olsen	34
4. Alex Smith/Vernon Davis	31
5. Andy Dalton/Tyler Eifert	20

SACK STREAK

Prior to a sack-free game vs. Minnesota in Week 10, the Redskins had recorded a sack in 32 consecutive regular season games across the 2015-17 seasons. Prior to its end, the streak ranked as the longest active streak in the NFL.

The 32-game streak across that stretch ranked as the second-longest streak by the Redskins since the NFL adopted sacks as an official statistic in 1982.

CONSECUTIVE GAMES WITH A SACK [REDSKINS, REGULAR SEASON GAMES SINCE 1982]:

Streak Start/End	Games
1. Week 2 (1984) – Week 14 (1987)	60
2. Week 10 (2015) – Week 9 (2017)	32
3. Week 15 (2008) – Week 12 (2010)	30
4. Week 1 (1982) – Week 16 (1983)	25
5. Week 15 (1995) – Week 5 (1997)	23
Week 11 (2017) - Present	15

TURNOVERS TRENDING

The Redskins defense has forced a turnover in 12 consecutive games dating back to last season. The Redskins currently have the longest active streak in the NFL.

The longest streak in franchise history was during a 79-game span from Oct. 1, 1950 - Dec. 2, 1956 in which the Redskins forced a turnover in consecutive games.

CONSECUTIVE GAMES FORCING A TURNOVER [ACTIVE STREAKS]:

Team	Streak Start	Games
1. Washington Redskins	Week 14 (2017)	12
2. Cleveland Browns	Week 17 (2017)	10
3t. Indianapolis Colts	Week 17 (2017)	9
3t. New England Patriots	Week 1 (2018)	9
5. Los Angeles Chargers	Week 2 (2018)	7

FORCING FUMBLES

Aided in part by a league-best 21 defensive forced fumbles in 2015 and the addition of Josh Norman and his co-opted "Peanut Punch" in 2016, the Redskins are among the league leaders in defensive forced fumbles since the start of the 2015 campaign.

DEFENSIVE FORCED FUMBLES SINCE 2015:

Team	FF
1. Arizona Cardinals	61
2. Carolina Panthers	58
3. Washington Redskins	57
4. Tampa Bay Buccaneers	56
5. Los Angeles Rams	53
6. Denver Broncos	49
7t. New Orleans Saints	48
7t. New England Patriots	48
9t. Oakland Raiders	47
9t. Indianapolis Colts	47

GAME RELEASE

TRENDING

STRENGTH OF SCHEDULE

The Redskins have the 13th-toughest strength of schedule in 2018 in the NFC as measured by the combined winning percentage of opponents. Washington's strength of schedule is the second-toughest in the NFC East behind the New York Giants.

2018 STRENGTH OF SCHEDULE AMONG NFC TEAMS

Team	Opp. Win Pct. (Wins)
1. Green Bay Packers	.539 (138)
2t. New Orleans	.535 (137)
2t. Detroit Lions	.535 (137)
4. Tampa Bay Buccaneers	.531 (136)
5t. Los Angeles Rams	.523 (134)
5t. Seattle Seahawks	.523 (134)
7t. New York Giants*	.520 (133)
7t. Minnesota Vikings	.520 (133)
7t. Chicago Bears	.520 (133)
7t. Arizona Cardinals	.520 (133)
11. Carolina Panthers	.512 (131)
12. Atlanta Falcons	.509 (130)
13. Washington Redskins*	.504 (129)
14t. San Francisco 49ers	.500 (128)
14t. Dallas Cowboys*	.500 (128)
16. Philadelphia Eagles*	.492 (126)

*Members of the NFC East

400-YARD GAMES

Since the 2015 season, the Redskins have reached 400 yards in 18 games which is tied for seventh in the NFL in that time frame.

400-YARD GAMES (NFL SINCE 2015)

Team	Games
1. New Orleans Saints	26
2. New England Patriots	25
3t. Pittsburgh Steelers	22
3t. Atlanta Falcons	22
5. Philadelphia Eagles	19
6. Kansas City Chiefs	19
7t. Washington Redskins	18
7t. Dallas Cowboys	18
7t. Los Angeles Chargers	18
7t. Detroit Lions	18

PASS PROTECTION

When healthy, the Redskins have received stout pass protection since hiring Offensive Line Coach Bill Callahan prior to the 2015 season.

SACKS ALLOWED SINCE 2015:

Team	Sacks All.
1. New Orleans Saints	88
2. Pittsburgh Steelers	89
3. Oakland Raiders	100
4. Baltimore Ravens	101
5. Los Angeles Chargers	106
6. Washington Redskins	107
7. New England Patriots	110
8. Los Angeles Rams	112
9. New York Giants	114
10. Atlanta Falcons	115

DIVISION PARITY

Parity has been a topic de jour in recent years, and the league-wide trends provide the evidence. Each year since the 12-team playoff format was adopted in 1990, at least four teams have qualified for the playoffs after missing the postseason the year before. Through 2017, the NFC East and the NFC West are the only divisions to have all four teams earn at least one division title since 2011.

DIVISION CHAMPIONS, 2011-17

NFC EAST

2017	Philadelphia Eagles
2016	Dallas Cowboys
2015	Washington Redskins
2014	Dallas Cowboys
2013	Philadelphia Eagles
2012	Washington Redskins
2011	New York Giants

AFC EAST

2017	New England Patriots
2016	New England Patriots
2015	New England Patriots
2014	New England Patriots
2013	New England Patriots
2012	New England Patriots
2011	New England Patriots

NFC NORTH

2017	Minnesota Vikings
2016	Green Bay Packers
2015	Minnesota Vikings
2014	Green Bay Packers
2013	Green Bay Packers
2012	Green Bay Packers
2011	Green Bay Packers

AFC NORTH

2017	Pittsburgh Steelers
2016	Pittsburgh Steelers
2015	Cincinnati Bengals
2014	Pittsburgh Steelers
2013	Cincinnati Bengals
2012	Baltimore Ravens
2011	Baltimore Ravens

NFC SOUTH

2017	New Orleans Saints
2016	Atlanta Falcons
2015	Carolina Panthers
2014	Carolina Panthers
2013	Carolina Panthers
2012	Atlanta Falcons
2011	New Orleans Saints

AFC SOUTH

2017	Jacksonville Jaguars
2016	Houston Texans
2015	Houston Texans
2014	Indianapolis Colts
2013	Indianapolis Colts
2012	Houston Texans
2011	Houston Texans

NFC WEST

2017	Los Angeles Rams
2016	Seattle Seahawks
2015	Arizona Cardinals
2014	Seattle Seahawks
2013	Seattle Seahawks
2012	San Francisco 49ers
2011	San Francisco 49ers

AFC WEST

2017	Kansas City Chiefs
2016	Kansas City Chiefs
2015	Denver Broncos
2014	Denver Broncos
2013	Denver Broncos
2012	Denver Broncos
2011	Denver Broncos

13 YEARS, NO NFC EAST REPEATS

No division has been more hotly contested in this era than the NFC East, as the 2017 season marked the division's 13th consecutive campaign without a repeat champion, easily the league's longest stretch. No other division has gone more than three years since their last repeat champion.

SEASONS SINCE HAVING A REPEAT CHAMPION [DIVISIONS THROUGH 2017]

Division	Years	Last Repeat Champion
NFC East	13	Philadelphia Eagles (2003-04)
NFC North	3	Green Bay Packers (2011-14)
NFC West	3	Seattle Seahawks (2013-14)
NFC South	2	Carolina Panthers (2013-15)
AFC South	1	Houston Texans (2015-16)
AFC East	0	New England Patriots (2009-17)
AFC North	0	Pittsburgh Steelers (2016-17)
AFC West	0	Kansas City Chiefs (2016-17)

TRENDING

STARTING STRONG

Since 2017, the Redskins have ranked top 10 in the league in scoring drive on first offensive possessions.

POINTS ON FIRST OFFENSIVE POSSESSION (NFL, SINCE 2017):

Team	TD	FG	Points
1. Kansas City Chiefs	9	7	75
2. New Orleans Saints	9	6	72
3t. Los Angeles Rams	8	7	69
3t. New England Patriots	10	3	69
5. Atlanta Falcons	7	7	63
6. Minnesota Vikings	9	2	60
7. Green Bay Packers	8	3	57
8. Washington Redskins	7	4	54
9. Philadelphia Eagles	8	1	51
10t. Jacksonville Jaguars	5	6	48
10t. Pittsburgh Steelers	6	4	48

Conversely, the Redskins' defense surrendered only 17 points on teams' opening drives in 2017. In Week 10, the Redskins allowed a touchdown on Minnesota's opening drive, snapping a streak of seven straight games without allowing any opening-possession points, the team's longest since the final seven games of the 2007 season. Prior to the drive, Washington had not surrendered any opening-drive points to opponents since allowing an opening drive touchdown in Week 1.

Through eight games in 2018, Washington has allowed 21 points on opening drives.

Below is a breakdown of how opponents fared against Washington on their opening possessions in 2017 by game. The Redskins rank tied for second in the NFL in number of scoring drives allowed on opponents' first possessions (five).

OPPONENTS' FIRST OFFENSIVE POSSESSIONS (2017):

Game	Plays	Net Yds	Time	Result
vs. Philadelphia	3	56	1:07	Touchdown
at LA Rams	6	21	2:53	Punt
vs. Oakland	2	3	0:48	Interception
at Kansas City	3	-7	1:26	Punt
vs. San Francisco	5	24	2:23	Punt
at Philadelphia	3	-21	2:39	Interception
vs. Dallas	1	4	0:08	Fumble
at Seattle	3	-6	2:00	Punt
vs. Minnesota	5	75	2:39	Touchdown
at New Orleans	3	-6	1:09	Interception
vs. NY Giants	3	6	1:39	Punt
at Dallas	3	4	1:36	Punt
at LA Chargers	10	60	5:07	Field Goal
vs. Arizona	3	-7	0:47	Fumble
vs. Denver	3	9	1:53	Punt
at NY Giants	2	75	0:17	Touchdown

OPPONENTS' FIRST OFFENSIVE POSSESSIONS (2018):

Game	Plays	Net Yds	Time	Result
at Arizona	8	38	4:47	Punt
vs. Indianapolis	11	75	5:35	Touchdown
vs. Green Bay	5	11	2:11	Punt
at New Orleans	6	64	3:13	Touchdown
vs. Carolina	5	22	3:25	Punt
vs. Dallas	3	4	1:28	Punt
at NY Giants	6	21	3:28	Punt
vs. Atlanta	7	81	3:04	Touchdown

FLIGHT MARSHALS

In 2016, the Redskins made a major splash in their secondary, adding free agent Josh Norman to the group. A year later, the unit found additional leadership in both the coaching and player ranks.

In January of 2017, the Redskins named Torrian Gray as the team's Defensive Backs Coach after he spent the previous 11 seasons producing NFL defensive backs at Virginia Tech (2006-15) and Florida (2016). Two months later, the Redskins signed safety D.J. Swearinger on the first day of unrestricted free agency. Swearinger's swagger and Gray's emphasis on technique brought new life to a unit that has dubbed itself the "Flight Marshals."

"We control everything in the air, man," Swearinger told The Washington Post. "Like we say, man, we're going to get on this flight, it's going to be a long flight, we're going to keep everybody in their seat belts and we're going to keep the red light on. The wide receivers, you gotta stay in your seat belt."

The unit's signature celebration was on display against the 49ers in Week 6. After a game-sealing interception with three seconds remaining, Swearinger and his Flight Marshal teammates mimed a security screening/frisking.

No matter the nickname, Swearinger's impact has been immediately felt by Redskins coaches and players. He was named the team's defensive captain prior to ever stepping foot on the field for the Redskins in a regular season game. It was proof that Swearinger's teammates believed he could back up his reputation for trash talk with a reputation for stellar play.

"It's one thing being a vocal guy, but you have to back it up with production and sound play and know what you are talking about. I've had guys before that are talkers that don't know what they are doing, but he brings both," Head Coach Jay Gruden said. "He brings an edge to him that rubs off on people."

While Swearinger and Norman — former high school teammates in Greenwood, S.C. — account for most of the spotlight and the volume among the group, the Redskins had a number of young players make important contributions in the secondary in 2017. Receiver-convert Quinton Dunbar was called upon to start in place of an injured Norman and registered a couple of critical passes defended in a win over San Francisco in Week 6. Rookie safety Montae Nicholson announced his presence in a big way in Week 3, intercepting Raiders quarterback Derek Carr on the game's first possession and later leveling and knocking wide receiver Michael Crabtree out of the game with a legal hit.



ALEX SMITH

The Washington Redskins ignited the NFL offseason talks after acquiring Alex Smith via trade with the Kansas City Chiefs on March 14, 2018.

Smith made his Redskins regular season debut at Arizona and led the team to a 24-6 victory at State Farm Stadium in Glendale, Ariz. He finished the game 21-for-30 with 255 yards and two touchdowns. Smith's passer rating of 118.1 ranks eighth all-time in Redskins history in Week 1 matchups and is the fourth best passer rating among Redskins quarterbacks making their first start with the team.

"Yeah, he did a great job, both on schedule and off schedule. That's kind of the MO of his career," said Gruden. "He does a great job of managing the game, keeping us out of negative down and distance and negative plays. He does a great job of extending plays from time to time also, so couldn't be more excited about his performance and moving forward, I think there's a lot to build on there."

Smith picked up his first home win as a Redskin in Week 3 after

"...we came up with Alex Smith, but we had to find a way to get it done. And it wasn't easy because there were a few teams in it that wanted Alex Smith. He chose us and he chose us for a reason. It's because who we are, the legacy of the Washington Redskins, the history of the Washington Redskins."

- Senior Vice President of Player Personnel Doug Williams

leading the offense and helping to score 31 points en route to a 31-17 win over the Green Bay Packers. Smith finished the game 12-for-20 with 220 yards, two touchdown passes and one interception. He picked up his second head-to-head win over fellow 2005 NFL Draft pick Aaron Rodgers and moved to 2-2 all-time against the Cal product.

In the Redskins Week 6 win over the Carolina Panthers, Smith finished the game 21-for-36 for 163 yards, two touchdowns and no interceptions. Smith's 1.2 interception percentage is tied for the fifth best mark in the NFL this season.

The Redskins have picked up back-to-back wins over NFC East opponents, defeating the Dallas Cowboys, 20-17, at FedExField in Week 7 and the NY Giants, 20-13, at MetLife Stadium in Week 8. Smith did not commit a turnover in either game and finished a combined 34-for-57 with 356 yards and two touchdowns.

Smith will look to secure the Redskins second consecutive road victory and help the team finish 2-2 against the NFC South.

BEST INTERCEPTION PERCENTAGE IN 2018

Alex Smith is fifth in the NFL in interception percentage in 2018. He has continued to display one of the trends of his career, protecting the football by limiting turnovers.

Player	Attempts	INT	INT %
1. Aaron Rodgers	327	1	0.3
2. Drew Brees	279	1	0.4
3. Carson Wentz	225	2	0.9
4. Matt Ryan	301	3	1.0
5. Alex Smith	274	3	1.1
6. Philip Rivers	246	3	1.2
7. Kirk Cousins	363	5	1.4
8. Cam Newton	263	4	1.5
9. Joe Flacco	379	6	1.6
10. Eli Manning	315	6	1.9



ACTIVE NFL QB CAREER LEADERBOARD

PASSING TOUCHDOWNS

Player	Seasons	TD
1. Drew Brees	2001-2018(18)	506
2. Tom Brady	2000-2018(19)	505
3. Philip Rivers	2004-2018(15)	361
4. Eli Manning	2004-2018(15)	347
5. Ben Roethlisberger	2004-2018(15)	345
6. Aaron Rodgers	2005-2018(14)	328
7. Matt Ryan	2008-2018(11)	279
8. Matthew Stafford	2009-2018(10)	230
9. Joe Flacco	2008-2018(11)	212
10. Alex Smith	2005-2018(12)	192

PASS COMPLETIONS

Player	Seasons	Comp.
1. Drew Brees	2001-2018(18)	6,435
2. Tom Brady	2000-2018(19)	5,850
3. Eli Manning	2004-2018(15)	4,639
4. Ben Roethlisberger	2004-2018(15)	4,386
5. Philip Rivers	2004-2018(15)	4,336
6. Matt Ryan	2008-2018(11)	3,843
7. Joe Flacco	2008-2018(11)	3,499
8. Aaron Rodgers	2005-2018(14)	3,386
9. Matthew Stafford	2009-2017(10)	3,201
10. Alex Smith	2005-2018(13)	3,051

PASSING YARDS

Player	Seasons	Yards
1. Drew Brees	2001-2018(18)	72,781
2. Tom Brady	2000-2018(19)	68,653
3. Eli Manning	2004-2018(15)	54,059
4. Ben Roethlisberger	2004-2018(15)	53,625
5. Philip Rivers	2004-2018(15)	52,584
6. Matt Ryan	2008-2018(11)	44,481
7. Aaron Rodgers	2005-2018(14)	41,044
8. Joe Flacco	2008-2018(11)	38,245
9. Matthew Stafford	2009-2017(9)	36,860
10. Alex Smith	2005-2018(13)	33,755

Season ranges listed do not include years in which a player did not appear in game action

GAME RELEASE

ALEX SMITH

NO. 1 OVERALL DRAFT PICKS UNDER CENTER

Alex Smith is the fourth No. 1 overall selection to play for the Redskins at the quarterback position and the first since Jeff George in 2000. Among active quarterbacks who were selected No. 1 overall, Smith ranks top five in completions, completion percentage, passing yards, touchdowns and passer rating.

MOST COMPLETIONS

Player	Comp.
1. Eli Manning	4,639
2. Matthew Stafford	3,201
3. Alex Smith	3,051
4. Cam Newton	2,178
5. Andrew Luck	1,795

HIGHEST COMPLETION PERCENTAGE

Player	Comp. Pct.
1. Alex Smith	62.4
2. Matthew Stafford	62.3
3. Jameis Winston	61.2
4. Eli Manning	60.2
5. Andrew Luck	60.0

MOST PASSING YARDS

Player	Passing Yards
1. Eli Manning	54,059
2. Matthew Stafford	36,860
3. Alex Smith	33,755
4. Cam Newton	26,967
5. Andrew Luck	21,265

MOST PASSING TOUCHDOWNS

Player	Passing TDs
1. Eli Manning	347
2. Matthew Stafford	230
3. Alex Smith	192
4. Cam Newton	173
5. Andrew Luck	155

HIGHEST PASSER RATING

Player	Rating
1. Matthew Stafford	88.7
2. Andrew Luck	88.3
3. Alex Smith	87.5
4. Cam Newton	86.4
5. Jameis Winston	86.1



SINGLE-SEASON CAREER WATCH

Alex Smith is coming off of the best statistical season of his career in 2017. Smith set career highs in completions [341], passing yards [4,042], touchdown passes [26] and passer rating [104.7].

PASS COMPLETIONS [SINGLE SEASON]

Season	Comp
1. 2017	341
2. 2016	328
3. 2013	308
4. 2015	307
5. 2014	303

PASSING YARDS [SINGLE SEASON]

Season	Yards
1. 2017	4,042
2. 2016	3,502
3. 2015	3,486
4. 2013	3,313
5. 2014	3,265

PASSING TOUCHDOWNS [SINGLE SEASON]

Season	TDs
1. 2017	26
2. 2013	23
3. 2015	20
4t. 2014	18
4t. 2009	18

PASSER RATING [SINGLE SEASON]

Season	Rating
1. 2017	104.7
2. 2012	104.1
3. 2015	95.4
4. 2014	93.4
5. 2016	91.2

CAREER RUSHING YARDS AMONG ACTIVE QBs

Among active quarterbacks, Alex Smith is ranked among top five rushers in rushing yards:

Player	Yards
1. Cam Newton	4,662
2. Russell Wilson	3,393
3. Aaron Rodgers	2,794
4. Alex Smith	2,552
5. Ryan Fitzpatrick	2,180

ADRIAN PETERSON



"He's a great player, he's a pro and we're happy to have him. He fell into our lap at a critical time, we needed a player and he was there for us. He is everything as advertised."

- Head Coach Jay Gruden
following the Week 6 win over Carolina

ALL-TIME

RUSHING YARDS

Player	Season	Yards
1. Emmitt Smith*	1990-2004(15)	18,355
2. Walter Payton*	1975-1987(13)	16,726
3. Barry Sanders*	1989-1998(10)	15,269
4. Frank Gore	2005-2018 (14)	14,464
5. Curtis Martin*	1995-2005 (11)	14,101
6. LaDainian Tomlinson*	2001-2011(11)	13,684
7. Jerome Bettis*	1993-2005 (13)	13,662
8. Eric Dickerson*	1983-1993 (11)	13,259
9. Adrian Peterson	2007-2018 (12)	12,880
10. Tony Dorsett*	1977-1988 (12)	12,739

RUSHING TOUCHDOWNS

Player	Seasons	TD
1. Emmitt Smith*	1990-2004(15)	164
2. LaDainian Tomlinson*	2001-2011(11)	145
3. Marcus Allen*	1982-1997(16)	123
4. Walter Payton*	1975-1987(13)	110
5. Jim Brown*	1957-1965(9)	106
6. John Riggins*	1971-1985(14)	104
7. Adrian Peterson	2007-2018(12)	103
8t. Shaun Alexander	2000-2008(9)	100
8t. Marshall Faulk*	1994-2005(12)	100
10. Barry Sanders*	1989-1998(10)	99

RUSHING YARDS PER GAME (MINIMUM 100 GAMES PLAYED)

Player	Seasons	Yds/G
1. Jim Brown*	1957-1965(9)	104.3
2. Barry Sanders*	2000-2017(18)	99.8
3. Adrian Peterson	2005-2017(12)	91.3
4. Eric Dickerson*	1983-1993(11)	90.8
5. Walter Payton*	1975-1987(13)	88.0

*Member of the Pro Football Hall of Fame

The Washington Redskins bolstered their depth at the running back position by signing seven-time Pro Bowler Adrian Peterson on Aug. 20 after losing second round pick Derrius Guice to a torn ACL in the first preseason game.

Peterson impressed during his workout and in his performance in the preseason and carried that over to the regular season. Against the Cardinals in Week 1, Peterson rushed for 96 yards on 26 carries and caught two passes for 70 yards. He was the only player in Week 1 to lead a team in both rushing and receiving.

In Week 3, Peterson rushed for 120 yards on 19 carries (6.3 avg.) and scored two rushing touchdowns to help the Redskins secure their first home win of the season, defeating the Green Bay Packers, 31-17. He was awarded the FedEx Ground Player of the Week Award for his efforts against Green Bay. He added 97 yards on 17 carries in the Redskins, 23-17, win over the Carolina Panthers in Week 6 and 99 yards on 24 carries in the team's Week 7 victory over the Dallas Cowboys.

In Week 8 at the New York Giants, Peterson put on a vintage performance. He finished the game with 149 yards on 26 carries, including a 64 yard touchdown run in the fourth quarter to seal the game. He also hauled in a seven yard touchdown reception in the first quarter.

Peterson has amassed 12,880 rushing yards on 2,710 attempts (4.8 avg.) and 103 touchdowns in 141 career games. He has started in 131 of the 141 games he has appeared in. Peterson has also registered 264 receptions for 2,182 yards and six touchdowns through the air.

He has been selected to seven Pro Bowls and was the 2012 NFL MVP after finishing second all-time in rushing yards for a single season (2,097). The 12th-year pro currently ranks third all-time in yards per game (91.9), is seventh all-time in rushing touchdowns (103) and is ninth in rushing yards (12,863).

ALL-TIME RANKINGS REPORT

A look at Peterson's rankings in various offensive categories all-time:

Rushing Category	No.	All-Time Rank
Attempts	2,710	18
Rushing Yards	12,880	9
Rushing Yards/Game*	91.3	3
Rushing Yards/Attempt*	4.75	11
Rushing Touchdowns	103	7
Scrimmage Yards	15,062	25
Overall Touchdowns	109	18t

*Minimum of 100 games played

50-PLUS YARD RUSHING TDS ALL-TIME

After scoring a 64 yard touchdown against the Giants in Week 8, Adrian Peterson tied Barry Sanders for the most 50-plus yard rushing touchdowns in NFL history.

Player	50+ Yard TDs
1t. Adrian Peterson	15
1t. Barry Sanders	15
3. Jim Brown	12
4. Chris Johnson	11
5t. Ollie Matson	8
5t. Lenny Moore	8
5t. Joe Perry	8
5t. O.J. Simpson	8
5t. Robert Smith	8
5t. Fred Taylor	8

GAME RELEASE

ADRIAN PETERSON

SETTING THE STANDARD

Adrian Peterson is one of the most accomplished running backs in the NFL. The 12th year pro is top 3 in every major rushing category among current NFL running backs.

MOST RUSHING YARDS

Player	Rushing Yards
1. Frank Gore	14,464
2. Adrian Peterson	12,880
3. Marshawn Lynch	10,379

HIGHEST YARDS PER CARRY (MINIMUM 1,000 ATTEMPTS)

Player	Yds/Carry
1. Adrian Peterson	4.75
2. LeSean McCoy	4.56
3. Mark Ingram	4.50

MOST RUSHING TOUCHDOWNS

Player	Rushing TDs
1. Adrian Peterson	103
2. Marshawn Lynch	84
3. Frank Gore	77

MOST RUSHING YARDS PER GAME (MINIMUM 100 GAMES)

Player	Yards/G
1. Adrian Peterson	91.3
2. LeSean McCoy	73.5
3. Frank Gore	70.6

MOST 10+ YARD RUSHES

Player	10+
1. Adrian Peterson	353
2. Frank Gore	349
3. LeSean McCoy	300

MOST RUSHING FIRST DOWN

Player	1st
1. Frank Gore	654
2. Adrian Peterson	604
3. Marshawn Lynch	518

SINCE 2007

Since entering the league in 2007, Adrian Peterson has been one of the most explosive players in the National Football League. Peterson is ranked top 2 in attempts, rushing yards, rushing yards per game, rushing touchdowns, scrimmage yards and overall touchdowns from 2007-2018.

Rushing Category	No.	Rank Since 2007
Rushes	2,710	2
Rushing Yards	12,880	1
Rushing Yards/Game	91.3	1
Rushing Yards Touchdowns	103	1
Scrimmage Yards	15,062	2
Overall Touchdowns	109	1



GAME CHANGER

During the course of his 12-year career, Adrian Peterson has gained the reputation as a game changing offensive threat. In 141 career games, Peterson has rushed for 100-plus yards in 53 contests and has scored multiple touchdowns in 25 of those games. He has also rushed for 200-plus yards in six games, tied for an all-time NFL record.

100+ YARD RUSHING GAMES

Player	Games
1. Emmitt Smith*	78
2. Walter Payton*	77
3. Barry Sanders*	76
4. Eric Dickerson*	64
5. Jerome Bettis*	61
6. Jim Brown*	58
7t. Edgerrin James	57
7t. Curtis Martin*	57
9. Adrian Peterson	53
10. Fred Taylor	49

2+ RUSHING TOUCHDOWN GAMES

Player	Games
1. LaDainian Tomlinson*	38
2. Emmitt Smith*	36
3. Jim Brown*	27
4t. Adrian Peterson	25
4t. Shaun Alexander	25
4t. Marcus Allen*	25
4t. Priest Holmes	25
8t. Walter Payton*	24
8t. John Riggins*	24
10. Franco Harris*	23

200+ YARD RUSHING GAMES

Player	Games
1t. Adrian Peterson	6
1t. OJ Simpson*	6
3. Tiki Barber	5
4t. Jim Brown*	4
4t. Earl Campbell*	4
4t. Barry Sanders*	4
4t. LaDainian Tomlinson*	4
8t. 8 player tied	3

GAME RELEASE

ADRIAN PETERSON

TOP 10 RUSHING YARDS IN 2018

Adrian Peterson has recorded 604 rushing yards on 136 carries this season and currently ranks fifth in the NFL and third in the NFC.

Player	Team	Rush Yds.
1. Todd Gurley II	Los Angeles Rams	868
2. James Conner	Pittsburgh Steelers	706
3. Kareem Hunt	Kansas City Chiefs	683
4. Ezekiel Elliott	Dallas Cowboys	680
5. Adrian Peterson	Washington Redskins	604
6. Phillip Lindsay	Denver Broncos	591
7. Melvin Gordon III	Los Angeles Chargers	579
8. Isaiah Crowell	New York Jets	533
9. Matt Brieda	San Francisco 49ers	531
10. Lamar Miller	Houston Texans	525

TOP 10 RUSHING FIRST DOWNS IN 2018

Peterson has rushed for 27 first downs this season, 10th best in the NFL and fourth best in the NFC. He has picked up more than half of Washington's first downs on the ground this season.

Player	Team	Rush 1st
1. Todd Gurley II	Los Angeles Rams	49
2. Kareem Hunt	Kansas City Chiefs	40
3. James Conner	Pittsburgh Steelers	37
4. Ezekiel Elliott	Dallas Cowboys	36
5. Alvin Kamara	New Orleans Saints	35
6. Phillip Lindsay	Denver Broncos	29
7t. Melvin Gordon III	Los Angeles Chargers	28
7t. Sony Michel	New England Patriots	28
7t. Jordan Howard	Chicago Bears	28
10. Adrian Peterson	Washington Redskins	27

TOP 10 RUSHING YARDS PER GAME IN 2018

Peterson has rushed for 604 total yards in eight games this season. His average rushing yards per game is 75.5, the seventh best mark in the NFL and third best in the NFC.

Player	Team	Rush Yds./G
1. Todd Gurley II	Los Angeles Rams	96.4
2. James Conner	Pittsburgh Steelers	88.3
3. Ezekiel Elliott	Dallas Cowboys	85.0
4. Joe Mixon	Cincinnati Bengals	84.8
5. Melvin Gordon III	Los Angeles Chargers	82.7
6. Kareem Hunt	Kansas City Chiefs	75.9
7. Adrian Peterson	Washington Redskins	75.5
8. Chris Carson	Seattle Seahawks	71.0
9. Sony Michel	New England Patriots	70.3
10. Phillip Lindsay	Houston Texans	65.7

TOP 10 TEN-PLUS YARD RUSHES IN 2018

At 33 years old, Peterson has shown no signs of losing a step. So far this season he has totaled 18 rushes of 10-plus yards, which is currently tied for the fifth most in the NFL and third most in the NFC.

Player	Team	Rush 1st
1. Todd Gurley II	Los Angeles Rams	24
2t. James Conner	Pittsburgh Steelers	21
2t. Melvin Gordon III	Los Angeles Chargers	21
4. Ezekiel Elliott	Dallas Cowboys	19
5t. Adrian Peterson	Washington Redskins	18
5t. Kareem Hunt	Kansas City Chiefs	18
5t. Phillip Lindsay	Denver Broncos	18
5t. Matt Brieda	San Francisco 49ers	18
9. Christian McCaffrey	Carolina Panthers	17
10t. Joe Mixon	Cincinnati Bengals	15
10t. Cam Newton	Carolina Panthers	15

TOP 10 SCRIMMAGE YARDS PER GAME AMONG RBs

Adrian Peterson has recorded 167 receiving yards on 12 receptions and combined with his 604 rushing yards is top 10 in the NFL in scrimmage yards per game among running backs this season.

Player	Team	Scrim Yds./G
1. Todd Gurley II	Los Angeles Rams	136.7
2. James Conner	Pittsburgh Steelers	135.6
3. Saquon Barkley	New York Giants	127.0
4. Melvin Gordon III	Los Angeles Chargers	124.0
5. Alvin Kamara	New Orleans Saints	114.6
6. Ezekiel Elliott	Dallas Cowboys	113.3
7. Kareem Hunt	Kansas City Chiefs	110.6
8. Christian McCaffrey	Carolina Panthers	110.0
9. Joe Mixon	Cincinnati Bengals	104.0
8. Adrian Peterson	Washington Redskins	96.4

TOP 10 LONGEST TOUCHDOWN RUNS IN 2018

Against the New York Giants in Week 8, Peterson scored a 64 yard touchdown, which is tied for the 10th longest of his career. So far this season, Peterson's 64 yard score ranks as the fourth longest.

Player	Week/Opponent	Long
1. Isaiah Crowell	Week 5/Denver	77t
2. Saquon Barkley	Week 1/Jacksonville	68t
3. Matt Brieda	Week 2/Detroit	66t
4. Adrian Peterson	Week 8/NY Giants	64t
5. Nick Chubb	Week 4/Oakland	63t
6. Isaiah Crowell	Week 1/Detroit	62t
7. Kenyon Drake	Week 7/Detroit	54t
8. Raheem Mostert	Week 9/Oakland	52t
9. Saquon Barkley	Week 6/Philadelphia	50t
10. Alvin Kamara	Week 4/NY Giants	49t

CHRIS THOMPSON

Following the Week 1 win over Arizona, Head Coach Jay Gruden was asked about running back Chris Thompson's resiliency in coming back from the injury that sidelined him for the second half of the 2017 season.

"Yeah, nothing surprised me about Chris. We all know how I feel about Chris. The way he's battled back from that injury, was a testament to what kind of person he is, also the player he is. He can get open in the backfield, he protected well, obviously ran the ball well. He's a critical player for this football team."

The Redskins signed Thompson to a multi-year contract extension in Week 1 of the 2017 season, locking up the third-down back that Gruden considers the best in the NFL.

"When you're talking about third downs, that's the most important down in football. There's nobody better as a third-down back in my opinion than Chris."

- Head Coach Jay Gruden on RB Chris Thompson

Dubbed the "Chris Army Knife" by some fans for his ability to run, catch and block, Thompson's story has been one of perseverance. At Florida State, two broken vertebrae ended his 2011 season and a knee injury ended his 2012 campaign. Shoulder surgery cut his 2013 rookie season in Washington short, he spent the majority of the 2014 season on the team's practice squad and in 2017 a knee injury caused him to miss the final six games of the season.

But Thompson's role has blossomed in recent years. Before missing the final six games of the season in 2017, Thompson was one of, if not the best receiving back in football. In 10 games he caught 39 passes for 510 yards and scored four touchdowns. He also rushed for 294 yards on 64 attempts with two rushing touchdowns. In 10 games he amassed 804 scrimmage yards. From Week 1 to Week 11 of the 2017 season, Thompson ranked first among running backs in receiving yards (510), average yards per reception (13.1) and receiving yards per game (51.0). He was tied with L.A. Chargers RB Melvin Gordon for first in receiving touchdowns (4) and was second in 25+ yard receptions (5) behind L.A. Rams RB Todd Gurley (6).

So far this season, Thompson has picked up right where he left off. In the five games he has appeared, he has registered 28 receptions for 209 receiving yards and one touchdown and has added 113 yards on the ground for a total of 322 yards from scrimmage. Thompson is tied for fifth in the NFL in receptions per game.

Thompson had a fast start to the 2018 season. In a Week 1 victory over the Arizona Cardinals, Thompson finished the game with 128 scrimmage yards. He registered 65 yards on five carries and hauled in six receptions for 63 yards, including a 13 yard touchdown reception in the first quarter, which helped the Redskins secure their opening day victory, 24-6. Thompson carried over the success to the Redskins home opener where he hauled in a career high 13 receptions for 92 yards against the Colts. He was one reception shy of tying the franchise record and two receptions shy of breaking the current record held by Roy Helu, Jr.

"It's great that you see the hard work pay off for somebody like Chris," Gruden said. "He's such a great kid off the field. You want to see him succeed in the worst way because he does everything exactly right the way you ask him. In practice, he takes all the reps, he works hard, never takes a play off. He's never been late one time to a meeting or a workout. He's a coach's dream, quite frankly."



2017 THOMPSON TIDBITS

** Thompson recorded only the sixth season in franchise history with at least 275 rushing yards and at least 500 receiving yards, joining Jim Podoley (1957), Charley Taylor (1964 and 1965), Clarence Harmon (1980), Joe Washington (1981).

** Thompson was one of six NFL players with at least 275 rushing yards and at least 500 receiving yards in 2017, joining Todd Gurley II, Le'Veon Bell, Alvin Kamara, Christian McCaffrey and Duke Johnson Jr. Thompson accomplished the feat in 10 games, while the other five players all appeared in at least 15 games.

** Before a Week 11 contest in which he suffered a season-ending injury, Thompson led the Redskins in both rushing and receiving yards, the only player in the NFL at the time to lead a team in both categories.

** Thompson led all NFL running backs (min. 30 receptions) with 13.1 yards per catch in 2017, joining Larry Brown (14.2 in 1972), Clarence Harmon (13.6 in 1979) and Roy Helu Jr. (11.4 in 2014) as the only Redskins running backs to lead the league in the category since the 1970 AFL-NFL merger.

** Thompson's receiving average was the best by a qualified Redskins running back since Clarence Harmon (13.6) in 1979.

** Thompson's 13.1 yards-per-catch average was the highest by any NFL running back with at least 35 receptions since San Francisco's Garrison Hearst in 1998 (13.7).

** Thompson accrued 804 scrimmage yards on 103 combined offensive touches, averaging 7.8 scrimmage yards per touch. His 7.8-yard average was the best among qualified players in team history since the 1970 AFL-NFL merger. The mark is the fifth-best in team history dating back to the franchise's inception in 1932, trailing only Steve Bagarus (10.6 in 1945), Eddie Saenz (8.7 in 1947) and Dick Todd (8.4 in 1940 and 8.0 in 1948).

MOST RECEPTIONS PER GAME AMONG RBs

Chris Thompson is fifth in the league in receptions per game among running backs in 2018.

Player	Rec./G
1. Saquon Barkley	7.3
2. James White	6.8
3. Alvin Kamara	6.4
4. Christian McCaffrey	6.1
5. Chris Thompson	5.6

JORDAN REED

In recent seasons, Redskins players have often extolled the ability of tight end Jordan Reed to anyone who will listen.

“As I’ve said before and said every week, I don’t know anybody who can guard that young man. When he’s on, he’s on, and it’s tough to stop. He’s the best receiving tight end in the NFL, hands down.”

- Five-time Pro Bowl tackle Trent Williams on Jordan Reed, as told to The Washington Post

The NFL officially took notice in 2016 when Reed earned his first career Pro Bowl selection, the first by a Redskins tight end since Chris Cooley in 2008. Reed joined Cooley (2007-08), Stephen Alexander (2000), Jean Fugett (1977) and Jerry Smith (1967 and 1969) as the only Redskins tight ends to earn Pro Bowl honors since the game’s inception in 1950.

Despite being limited by injury to only 12 games with eight starts in 2016, the ex-college-quarterback recorded 66 receptions for 686 yards with six receiving touchdowns. A year earlier, he compiled arguably the greatest season by a tight end in franchise history. During the 2015 regular season, Reed recorded 87 receptions for 952 yards (both team records for a tight end) with 11 receiving touchdowns, becoming the first tight end to lead the Redskins in all three categories since Fugett in 1977.

“He was a puppy when he came in here physically; now he’s filling out and he’s a bigger guy. He’s playing with a ton of confidence,” Head Coach Jay Gruden said in 2016. “We can move him around and do a lot of different things with him. He’s a smart player. He can see coverages, he can work off leverage of the defenders, he’s got big strong hands and he’s excellent after the catch. Really, the sky is the limit for Jordan. I have all of the confidence in the world that when the ball is thrown to him, he’s going to be in the right spot and make the catch. And he can beat a lot of people. He’s getting better and better, more and more confident and he’s blocking better, too. He’s a heck of a player, no doubt.”

In 60 career games with 33 starts for Washington, Reed has compiled 308 career receptions for 3,153 yards with 23 receiving touchdowns. In Week 4 of the 2016 season against Cleveland, Reed recorded his 200th career reception in his 38th career game, becoming the fastest tight end to reach 200 career receptions in NFL history, surpassing Pro Football Hall of Famer Kellen Winslow.

In Week 8 of the 2018 season, Reed hauled in his 300th reception becoming the 10th Redskin all-time to accomplish the feat and the third tight end. He also became the second fastest tight end to record 300 reception in NFL history behind Hall of Famer Kellen Winslow, Sr. (57 games).

CAREER GAMES NEEDED TO REACH 200 RECEPTIONS [TIGHT ENDS, NFL HISTORY]

Player	Team	Games
1. Jordan Reed	Was	38
2. Kellen Winslow Sr.*	SD	39

*Pro Football Hall of Famer

CAREER GAMES NEEDED TO REACH 300 RECEPTIONS [TIGHT ENDS, NFL HISTORY]

Player	Team	Games
1. Kellen Winslow Sr.*	SD	57
2. Jordan Reed	Was	59
3. Kellen Winslow Jr.	Cle/TB/NE/NYJ	61

*Pro Football Hall of Famer



Since his breakout campaign in 2015, Reed has ranked among the leaders at his position in receptions, touchdowns and first downs despite playing fewer games than anyone in the Top 10.

RECEPTIONS [NFL TIGHT ENDS SINCE 2015]

Player	Team	Games	Rec	Yards	TD
1. Travis Kelce	KC	56	291	3779	23
2. Zach Ertz	Phi	51	288	3137	17
3. Delanie Walker	Ten	47	237	2747	16
4. Kyle Rudolph	Min	57	223	2216	22
5. Jordan Reed	Was	40	213	2189	20
6. Jason Witten	Dal	48	209	1946	11
7. Jimmy Graham	Sea/GB	51	201	2473	20
8. Eric Ebron	Det/Ind	51	197	2216	17
9. Rob Gronkowski	NE	44	195	3248	23
10. Greg Olsen	Car	44	192	2586	14

RECEIVING TOUCHDOWNS [NFL TIGHT ENDS SINCE 2015]

Player	Team	TD
1t. Rob Gronkowski	NE	23
1t. Travis Kelce	KC	23
3. Kyle Rudolph	Min	22
4t. Jordan Reed	Was	20
4t. Cameron Brate	TB	20
4t. Jimmy Graham	Sea/GB	20
7. Tyler Eifert	Cin	19
8t. Eric Ebron	Det/Ind	17
8t. Zach Ertz	Phi	17

RECEIVING FIRST DOWNS [NFL TIGHT ENDS SINCE 2015]

Player	Team	Rec. 1st
1. Travis Kelce	KC	186
2. Zach Ertz	Phi	160
3. Rob Gronkowski	NE	148
4. Delanie Walker	Ten	134
5. Greg Olsen	Car	132
6. Kyle Rudolph	Min	127
7. Jimmy Graham	Sea/GB	125
8. Jordan Reed	Was	121
9. Eric Ebron	Det/Ind	113
10. Jared Cook	Stl/GB/Oak	99

CAREER RECORDS BY REDSKINS TIGHT ENDS

CAREER RECEPTIONS [TIGHT ENDS, REDSKINS HISTORY]:

Player	Seasons	Rec.
1. Chris Cooley	2004-12 [9]	429
2. Jerry Smith	1965-77 [13]	421
3. Jordan Reed	2013-18 [6]	308
4. Don Warren	1979-92 [14]	244
5. Bill Anderson	1958-63 [6]	168

CAREER RECEIVING YARDS [TIGHT ENDS, REDSKINS HISTORY]:

Player	Seasons	Yards
1. Jerry Smith	1965-77 [13]	5,496
2. Chris Cooley	2004-12 [9]	4,711
3. Jordan Reed	2013-18 [6]	3,153
4. Bill Anderson	1958-63 [6]	2,929
5. Don Warren	1979-92 [14]	2,536

CAREER RECEIVING TOUCHDOWNS [TIGHT ENDS, REDSKINS HISTORY]:

Player	Seasons	TD
1. Jerry Smith	1965-77 [13]	60
2. Chris Cooley	2004-12 [9]	33
3. Jordan Reed	2013-18 [6]	23
4. Jean Fugett	1976-79 [4]	21
5. Clint Didier	1982-87 [6]	19

MULTI-TD GAMES (SINCE 1960)

Reed's seven career games with multiple touchdown receptions rank sixth in team history.

GAMES WITH MULTIPLE RECEIVING TOUCHDOWNS [CAREER, REDSKINS SINCE 1960]:

Player	Games
1. Charley Taylor	17
2. Art Monk	12
3. Bobby Mitchell	11
4. Jerry Smith	10
5. Gary Clark	8
6. Jordan Reed	7
7. Santana Moss	6

MULTI-TD GAMES (SINCE 1960)

Reed's four games with multiple touchdowns in 2015 tied for the most by a member of the Redskins since 1960. The Redskins were 4-0 in 2015 when Reed caught multiple touchdowns.

GAMES WITH MULTIPLE RECEIVING TOUCHDOWNS [SINGLE-SEASON, REDSKINS SINCE 1960]:

Player	Season	TD
1t. Jordan Reed	2015	4
1t. Bobby Mitchell	1962	4
1t. Jerry Smith	1967	4
4t. Many players tied		3

SINGLE-SEASON TIGHT END RECORDS

Despite missing two games, Reed posted arguably the finest season by a tight end in team history in 2015, breaking or challenging records for a tight end in nearly every single category:

RECEPTIONS IN A SINGLE SEASON [TIGHT ENDS, REDSKINS HISTORY]:

Player	Season	Games	Rec.
1. Jordan Reed	2015	14	87
2. Chris Cooley	2008	16	83
3. Chris Cooley	2010	16	77
4. Chris Cooley	2005	16	71
5. Jerry Smith	1967	14	67
6t. Jordan Reed	2016	11	66
6t. Chris Cooley	2007	16	66
8. Fred Davis	2011	12	59

RECEIVING YARDS IN A SINGLE SEASON [TIGHT ENDS, REDSKINS HISTORY]:

Player	Season	Games	Yards
1. Jordan Reed	2015	14	952
2t. Chris Cooley	2010	16	849
2t. Chris Cooley	2008	16	849
2t. Jerry Smith	1967	14	849
5. Fred Davis	2011	12	796
6. Chris Cooley	2007	16	786
7. Chris Cooley	2005	16	774
8t. Bill Anderson	1959	11	734
8t. Chris Cooley	2006	16	734
10. Clint Didier	1986	14	691

RECEIVING TOUCHDOWNS IN A SINGLE SEASON [TIGHT ENDS, REDSKINS HISTORY]:

Player	Season	Games	TD
1. Jerry Smith	1967	14	12
2. Jordan Reed	2015	14	11
3t. Pat Richter	1968	14	9
3t. Jerry Smith	1969	14	9
3t. Jerry Smith	1970	14	9
6. Chris Cooley	2007	16	8
7t. Chris Cooley	2005	16	7
7t. Jean Fugett	1978	14	7
7t. Jerry Smith	1972	14	7

RECEIVING TOUCHDOWNS (SINGLE REG. SEASON)

Reed's 11 receiving touchdowns in 2015 were one shy of the team regular season record of 12, set previously by four different players:

Player	Season	TD
1t. Ricky Sanders	1988	12
1t. Jerry Smith	1967	12
1t. Charley Taylor	1966	12
1t. Hugh Taylor	1952	12
5t. Jordan Reed	2015	11
5t. Bobby Mitchell	1962	11
7t. Gary Clark	1991	10
7t. Bobby Mitchell	1964	10
9t. Many tied		9

JAMISON CROWDER

Thirty-four wide receivers were drafted in the 2015 NFL Draft. As of the conclusion of the 2017 season, 30 of them had appeared in NFL game action. Thirteen of those players were drafted ahead of the moment when the Washington Redskins selected Jamison Crowder with the No. 105 overall selection in the fourth round.

However, only two of Crowder's classmates (Oakland's Amari Cooper and Minnesota's Stefon Diggs) have recorded more career receptions than the Duke product, who has placed himself on the NFL radar with 192 receptions for 2,240 yards and 12 receiving touchdowns in his young career.

Crowder entered his rookie season in 2015 with expectations of assuming the team's role at punt returner, but Crowder rapidly exceeded those limits and earned the team's top slot receiver role and became another weapon for the Redskins on third down.

"We had a penciled-in punt returner job for him, but for him to win the starting inside slot receiver is a testament to him and how quickly he picked it up and his production," Head Coach Jay Gruden said. "When you draft guys, you have high hopes for them, but you never expect them to be this much of a factor this early, especially fourth-fifth rounders."

"He's one of those kids: You can put him in a phone booth and you probably wouldn't get a hand on him."

- Receivers Coach Ike Hilliard to The Washington Post's Liz Clarke

In Week 5 of his sophomore campaign in 2016, Crowder ended the Redskins' 124-game punt return touchdown drought with an 85-yard touchdown at Baltimore. His punt return for touchdown was the Redskins' first since Oct. 26, 2008, when Santana Moss returned a punt 80 yards for a touchdown at Detroit.

At 23 years and 114 days old, Crowder became the youngest member of the Redskins to return a punt for a touchdown since Brian Mitchell (23 years, 35 days) at Cincinnati on Sept. 22, 1991, according to records provided by Pro Football Reference.

Crowder finished the 2016 season with a 12.1-yard punt return average, the best by a member of the Redskins since 2001. His fourth-place ranking in the NFL in punt return average was the best by a member of the Redskins since Brian Mitchell's second-place finish in 1995. The dual threat was the only player in the NFL in 2016 to catch at least 65 passes and average at least 11.0 yards per return.

On offense, Crowder's 192 receptions from 2015-17 are the second-most by a member of the Redskins in the first three years of an NFL career. Crowder has hauled in nine receptions for 79 yards and a touchdown in 2018 thus far.

RECEPTIONS, FIRST THREE NFL SEASONS (REDSKINS HISTORY):

Player	Years	Rec	Yds	TD
1. Gary Clark	1985-87	202	3,257	19
2. Jamison Crowder	2015-17	192	2,240	12
3. Jordan Reed	2013-15	182	1,916	14
4. Rod Gardner	2001-03	176	2,347	17
5. Chris Cooley	2004-06	165	1,822	19

Crowder's 59 receptions in 2015 were the most in Redskins rookie history, and the second-most among players in their first NFL season, surpassing Pro Football Hall of Famer Art Monk's total of 58 in 1980.

RECEPTIONS BY A ROOKIE (REDSKINS HISTORY):

Player	Year	Rec	Yds	TD
1. Jamison Crowder	2015	59	604	2
2. Art Monk	1980	58	797	3
3. Charley Taylor	1964	53	814	5



2015 NFL DRAFT

Thirteen wide receivers were selected before Jamison Crowder in the 2015 NFL Draft. Only two players from the draft class have more career receptions than Crowder.

TOP 15 RECEIVERS SELECTED [2015 NFL DRAFT]:

Rd.	Overall	Team*	Selection
1	4	Oak	1. Amari Cooper
1	7	Chi	2. Kevin White
1	14	Mia	3. DeVante Parker
1	20	Phi	4. Nelson Agholor
1	26	Bal	5. Breshad Perriman
1	29	Ind	6. Phillip Dorsett
2	37	NYJ	7. Devin Smith
2	40	Ten	8. Dorial Green-Beckham
3	69	Sea	9. Tyler Lockett
3	70	Hou	10. Jaelen Strong
3	76	KC	11. Chris Conley
3	87	Pit	12. Sammie Coates
3	94	GB	13. Ty Montgomery
4	105	Was	14. Jamison Crowder
4	107	Atl	15. Justin Hardy

*Team that made the selection

CAREER RECEPTIONS

[WIDE RECEIVERS SELECTED IN 2015 NFL DRAFT]:

Player	Team	Rec	Yds	TD
1. Stefon Diggs	Min	258	3,059	19
2. Amari Cooper	Oak	230	3,241	20
3. Jamison Crowder	Was	205	2,374	13
4. Tyler Lockett	Sea	165	2,232	15
5. Nelson Agholor	Phi	162	1,788	12

VERNON DAVIS

What does it take to have coaches, teammates and broadcasters refer to you as "The Ageless One"?

How about a 6-foot-3, 244-pound veteran registering only 3.8 percent body fat entering his 13th NFL season? What about that same man reportedly still running the 40-yard dash in the 4.4 range into his mid-30s?

For Vernon Davis, those astoundingly true facts tell only part of the story. A native of Washington, D.C., Davis came home in free agency in 2016 and has delivered 96 catches and 1,380 yards in his first three seasons in burgundy and gold. At age 32-34 in those seasons, he ranks second only to Redskins legend Jerry Smith in receptions among tight ends age 30 or older in team history and first in receiving yards, according to records provided by Pro Football Reference.

Davis took sole possession of seventh on the NFL's all-time career touchdown reception list among tight ends, passing Redskins great Jerry Smith after hauling in a 22-yard touchdown reception in the Redskins, 23-17, win vs. the Carolina Panthers in Week 6.

Ageless as a physical specimen, Davis is trying to make his career production withstand the test of time as well. He now ranks in the Top 10 in NFL history in career receptions, receiving yards and receiving touchdowns by a tight end.

CAREER RECEPTIONS **[TIGHT ENDS, NFL HISTORY]:**

Player	Seasons	Rec.
1. Tony Gonzalez	1997-2013 [17]	1,325
2. Jason Witten	2003-17 [15]	1,152
3. Antonio Gates	2003-18 [16]	939
4. Shannon Sharpe	1990-2003 [14]	815
5. Ozzie Newsome	1978-90 [13]	662
6. Greg Olsen	2007-18 [12]	657
7. Heath Miller	2005-15 [11]	592
8. Jimmy Graham	2010-18 [9]	588
9. Vernon Davis	2006-18 [13]	563
10. Jeremy Shockey	2002-11 [10]	547
11. Kellen Winslow	1979-87 [9]	541
12. Benjamin Watson	2004-2018 [14]	521
13t. Dallas Clark	2003-13 [11]	505
13t. Frank Wycheck	1993-2003 [11]	505
15. Rob Gronkowski	2010-18 [10]	503

CAREER RECEIVING YARDS **[TIGHT ENDS, NFL HISTORY]:**

Player	Seasons	Yards
1. Tony Gonzalez	1997-2013 [17]	15,127
2. Jason Witten	2003-17 [15]	12,448
3. Antonio Gates	2003-18 [16]	11,631
4. Shannon Sharpe	1990-2003 [15]	10,060
5. Ozzie Newsome	1978-90 [13]	7,980
6. Jackie Smith	1963-78 [16]	7,918
7. Greg Olsen	2007-18 [12]	7,774
8. Rob Gronkowski	2010-18 [9]	7,627
9. Pete Retzlaff	1956-66 [11]	7,412
10. Vernon Davis	2006-18 [13]	7,304
11. Jimmy Graham	2010-18 [9]	7,225

CAREER RECEIVING TOUCHDOWNS **[TIGHT ENDS, NFL HISTORY]:**

Player	Seasons	TD
1. Antonio Gates	2003-18 [16]	115
2. Tony Gonzalez	1997-2013 [17]	111
3. Rob Gronkowski	2010-18 [9]	77
4. Jimmy Graham	2010-18 [9]	71
5. Jason Witten	2003-17 [15]	68
6. Shannon Sharpe	1990-2003 [14]	62
7. Vernon Davis	2006-18 [13]	61
8. Jerry Smith	1965-77 [13]	60
9. Greg Olsen	2007-18 [12]	56
10. Wesley Walls	1989-2003 [14]	54



"We all should get on Vernon Davis' diet. I mean, really. The guy's a freak. He's the most impressive guy I've been around really as far as taking care of his body, and whatever he's doing, he needs to tell all our young guys to do it because he's amazing.

He's running around like a 20-year-old kid. We're going to have to try to dive into that but I know he has a great routine in the offseason, during the season. His diet is top-notch. His workouts are on point. Not to mention he prepares and he's just always got a smile on his face.

He's just one of those guys you look forward to seeing every day and then you watch him practice and it's always hard and effective. Great guy, great player."

- Head Coach Jay Gruden on Vernon Davis

RYAN KERRIGAN

With a wrestling-inspired sack celebration, linebacker Ryan Kerrigan has earned the moniker "The Showstopper" since joining the Redskins in 2011. But while it might not have the same cachet, calling the three-time Pro Bowler "Mr. Reliable" might be just as apt.

If patience is a virtue, the Redskins were virtuous in the first round of the 2011 NFL Draft, as the team opted to trade back from its No. 10 overall selection to the 16th overall pick. With the selection, the Redskins selected Kerrigan, the then-defensive end out of Purdue.

Kerrigan has started all 120 regular season games played by the Redskins since he entered the league in 2011, the longest active streak of consecutive starts by any NFL linebacker. In 2016, Kerrigan became the first member of the Redskins to start all 16 games in each of the first six seasons of an NFL career since the adoption of the 16-game schedule in 1978. In Week 4 of the 2017 season, Kerrigan became the first member of the Redskins since at least 1970 to open a career with 100 consecutive regular season starts.

The Muncie, Ind. native is only the fifth player in NFL history to open a career with at least 7.5 sacks in each of his first seven seasons, joining Jared Allen, Derrick Thomas, DeMarcus Ware and Reggie White. He also became only the fifth member of the Redskins to post multiple 10-sack seasons since 1982 (Dexter Manley, 4; Charles Mann, 4; Andre Carter, 2; Brian Orakpo, 2). He's also displayed aptitude with the ball in hands, as he has returned all three of his career interceptions for touchdowns, joining Julius Peppers and Pro Football Hall of Famer Jason Taylor as the only players in league history with 60+ sacks and three or more interception return touchdowns.

Kerrigan's impact on the Redskins has transcended football, as he was honored with the team's Walter Payton Man of the Year award in 2015. In addition to participating in numerous events through the Washington Redskins Charitable Foundation, Kerrigan welcomed 185 guests to the Grand Hyatt Washington in 2015 for his third Celebrity Waiter Night, raising more than \$100,000 for his Blitz for the Better Foundation, which provides support to seriously ill, special needs and physically challenged children throughout the Greater Washington D.C. area.

In training camp in 2016, the question was posed to Head Coach Jay Gruden: Is there a better example for young players than Kerrigan?

"Not really, no," Gruden said. "He's very humble, number one. Keeps to himself and does exactly what's asked of him in practice. He practices hard; in fact, we have to pull him back a little bit because he practices so hard and we want to keep him healthy for the 16-week grind. He's a top-notch guy, on and off the field, character-wise. He's what you're looking for."

Kerrigan secured his first sack of the 2018 campaign, dropping Drew Brees for an eight yard loss in the Redskins Week 5 matchup with the Saints. Kerrigan sacked Cowboys QB Dak Prescott twice in the Redskins Week 7 matchup, including a strip sack in the fourth quarter that was scooped up by Preston Smith for a touchdown. Kerrigan passed Charles Mann for second on the Redskins all-time list of players with 2-plus sack games.

He followed up his success in the Dallas game with a 1.5 sack effort against the New York Giants in Week 8 and a one sack effort against Atlanta in Week 9.

MULTI-SACK

MOST GAMES WITH 2-PLUS SACKS IN FRANCHISE HISTORY SINCE 1982:

Player	Multi-Sack Games
1. Dexter Manley	23
2. Ryan Kerrigan	14
3. Charles Mann	13
4. Ken Harvey	10
5. Brian Orakpo	8

REDSKINS ALL-TIME SACK LEADERS

SINCE SACKS BECAME OFFICIAL IN 1982:

Player	Seasons	Sacks
1. Dexter Manley	1982-89 (8)	91.0
2. Charles Mann	1983-93 (11)	82.0
3. Ryan Kerrigan	2011-18 (8)	77.0
4. Monte Coleman	1979-94 (16)	43.5
5. Ken Harvey	1994-98 (5)	41.5

DUAL THREAT

60+ CAREER SACKS AND 3+ INT RETURN TD (NFL HISTORY)

Player	Seasons	Sacks	INT TD
Julius Peppers	2002-17 (16)	156.5	4
Jason Taylor	1997-2011 (15)	139.5	3
Ryan Kerrigan	2011-18 (8)	77.0	3

SINGLE-SEASON SACK LEADERS

REDSKINS SINCE SACKS BECAME OFFICIAL IN 1982:

Player	Season	Sacks
1. Dexter Manley	1986	18.5
2. Dexter Manley	1985	15.0
3. Charles Mann	1985	14.5
4t. Ryan Kerrigan	2014	13.5
4t. Ken Harvey	1994	13.5
4t. Dexter Manley	1984	13.5

2011 NFL DRAFT

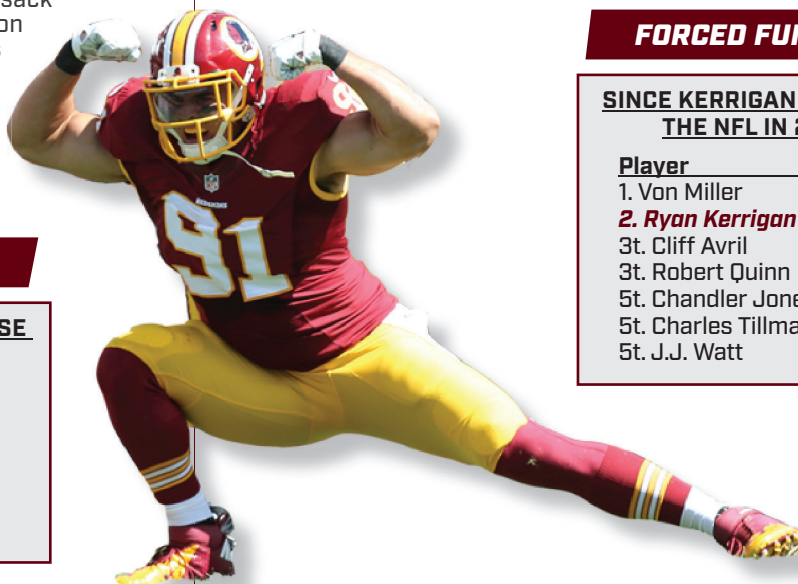
CAREER SACKS BY 2011 NFL DRAFT PICKS:

Player	Team	Sacks
1. Von Miller	DEN	92.5
2. J.J. Watt	HOU	85.0
3. Ryan Kerrigan	WAS	77.0
4. Justin Houston	KC	72.5
5. Robert Quinn	LAR	63.5

FORCED FUMBLES

SINCE KERRIGAN ENTERED THE NFL IN 2011:

Player	FF
1. Von Miller	25
2. Ryan Kerrigan	23
3t. Cliff Avril	21
3t. Robert Quinn	21
5t. Chandler Jones	19
5t. Charles Tillman	19
5t. J.J. Watt	19



GAME RELEASE

DJ SWEARINGER SR.

In 2017, the Washington Redskins signed four-year safety DJ Swearinger Sr. Swearinger who came to Washington after stops in Houston, Tampa Bay and Arizona and it looks like he may have found a permanent home in the Nations Capital.

Since signing with the Redskins, Swearinger has assumed a leadership role in the secondary and is one of the team's vocal leaders. He had an impressive first season with the team registering four interceptions and 10 passes defended. His four interceptions was tied for a team-high and was tied for the 12th best mark in the league.

So far this season, Swearinger has picked up right where he left off. In eight games thus far, he has four interceptions, seven passes defended, one sack, two forced fumbles and one fumble recovery. His four interceptions are tied for the most in the NFL through Week 8. Swearinger's seven passes defended are tied for the fourth most by a safety in the league this year.

In the Week 2 matchup against the Indianapolis Colts, Swearinger intercepted Colts QB Andrew Luck twice, marking his second multi-interception game as a Redskin. He became the 19th player in franchise history to record multiple games with two or more interceptions. Swearinger joins Miami LB Kiko Alonso, Houston S Kareem Jackson and Seattle S Bradley McDougald as the only players this season with two or more forced fumbles and two or more interceptions.

Swearinger posted his second multiple interception game against the New York Giants in Week 8. Swearinger intercepted Eli Manning twice and is the only player in the league so far this season with two or more games with multiple interceptions. He needs one more multiple interception game to tie a single season franchise record.



BALL HAWK

MOST INTERCEPTIONS IN 2018

Player	Team	Int.
1t. D.J. Swearinger	WAS	4
1t. Kyle Fuller	CHI	4
1t. Donte Jackson	CAR	4
1t. Damontae Kazee	ATL	4
5t. 14 Players Tied		3

MOST INTERCEPTIONS SINCE 2017

Player	Team	Int.
1t. Kevin Byard	TEN	9
1t. Darius Slay	DET	9
3t. D.J. Swearinger	WAS	8
3t. Harrison Smith	MIN	8
3t. Tre Boston	LAC/ARI	8
6t. A.J. Bouye	JAC	7
6t. Xavier Howard	MIA	7
6t. Jordan Poyer	BUF	7

MULTI-INT

D.J. Swearinger is the only player in the NFL this season to record multiple interceptions in two or more games.

MOST MULTIPLE INTERCEPTION GAMES [2018]

Player	Team	Multi INT Gs
1. D.J. Swearinger	WAS	2
2t. 11 Players Tied		1

"Well, he was a good player at Arizona. We got him, and I think the biggest thing is just the continuity with the calls and the system and the people around him. I think it's getting him just more and more comfortable.

His durability has been outstanding, but now he's starting to get some chemistry with Montae and everybody else. Anytime you are in the same system for multiple years, too, it is going to help you. You are going to have more confidence and obviously play a lot better."

- Head Coach Jay Gruden

following the Week 8 win over New York

SINGLE SEASON CAREER HIGHS

D.J. Swearinger's four interceptions through seven games are the most he has ever had in the first half of a season. He has already tied his single season career high of four interceptions and needs one more to set a new mark. The sixth-year pro has had his two best seasons with Washington.

MOST INTERCEPTIONS IN A SINGLE SEASON

Team	Season	Int.
1t. Washington Redskins	2018	4
1t. Washington Redskins	2017	4
3. Arizona Cardinals	2016	3
4. Houston Texans	2014	2
5. Houston Texans	2013	1

SECONDARY SPOTLIGHT

JOSH NORMAN

When the Carolina Panthers rescinded cornerback Josh Norman's franchise tag and allowed the All-Pro defender to enter unrestricted free agency on April 20, 2016 roles instantly became reversed. The then-28-year-old lockdown corner became the subject of teams trying to lock down his services.

The Redskins mobilized quickly, dispatching members of the Redskins' coaching staff on April 22 to pick up Norman and his family from his Carolina home and bring them to team headquarters. The group arrived back in Ashburn early that afternoon, and after the full press and a family vote, Norman was a member of the Washington Redskins by 9:30 p.m.

"It was an exciting 24 hours there and we're happy as heck to get him," Head Coach Jay Gruden said. "I think he's one of the premier corners in the National Football League."

Norman joined the Redskins having previously appeared in 53 regular season games with 38 starts for Carolina, recording 178 tackles (136 solo), 36 passes defended, seven interceptions (two returned for touchdowns), four forced fumbles and three fumbles recovered from 2012-15.

In 2015, Norman started all 16 regular season games and all three postseason games for the Panthers, recording career highs in interceptions (four), forced fumbles (three) and fumbles recovered (two) in addition to tying for the league lead in interceptions returned for touchdowns (two). His highly decorated 2015 campaign resulted in a myriad of honors, including All-Pro selections from both the Associated Press and Pro Football Writers Association in addition to sharing PFWA Co-Most Improved Player of the Year honors with new teammate Kirk Cousins.

Since that breakout campaign in 2015, few defensive backs have been as disruptive as the man known colloquially as "J-No."

FUMBLES FORCED SINCE 2015 (NFL DEFENSIVE BACKS):

Player	FF
1. Josh Norman	9
2t. Byron Maxwell	8
2t. Keanu Neal	8
4t. Mike Adams	7
4t. Tony Jefferson	7

PASSES DEFENDED SINCE 2015 (NFL):

Player	PD
1. Robert Alford	60
2t. Marcus Peters	59
2t. Darius Slay	59
4. Ronald Darby	54
5. Casey Hayward	53
6. Brent Grimes	52
7. Stefon Gilmore	51
8. Josh Norman	50
9t. Malcolm Butler	49
9t. Dre Kirkpatrick	49
11t. Johnathan Joseph	48
11t. Janoris Jenkins	48

Norman's accolades and productivity speak for themselves, but what kind of person were the Redskins getting? Gruden and the Redskins learned early in 2016.

"I've been very impressed with Josh from the day that he got here," Gruden said. "He works extremely hard. He's got a great energy every single time that he walks out onto the field, and he's the last one off the field. He's attentive at meetings - he's excellent."

Norman had his best performance of the 2018 season against his former team in Week 6. He finished the game with five tackles (four solo), an interception, one forced fumble and one pass defended. He was the first Redskin since Kendall Fuller (Week 3 of 2017) to record an interception and a forced fumble in a game.

QUINTON DUNBAR

In 2015, the Washington Redskins signed college free agent Quinton Dunbar as a wide receiver. A few months later during training camp, the coaching staff transitioned Dunbar to cornerback. Entering 2018 season, Dunbar emerged to become an option for the starting role opposite Josh Norman in the secondary. Head Coach Jay Gruden has gone on record spotlighting Dunbar's athletic ability.

"Yeah, that is a great tribute to him and his work, you know, but when you have that type of speed and that type of length you try to find a spot for a guy with that type of athletic ability and Quinton has done a good job with buying in and making the adjustment," said Gruden. "Now, with the opportunity he has in front of him, it's going to be up to him whether he takes the next step..."

Dunbar intercepted Sam Bradford in the Redskins Week 1 win over Arizona. It was the fourth-consecutive season that Dunbar has recorded an interception. He is the first Redskin to accomplish this feat since Bashad Breeland recorded an interception in consecutive seasons from 2014-17.

DUNBAR AMONG DBS IN THE DIVISION

INTERCEPTIONS AMONG ACTIVE DEFENSIVE BACKS AGAINST THE NFC EAST SINCE 2015:

Player	Team	Int.
1. Malcolm Jenkins	PHI	4
2t. Quinton Dunbar	WAS	3
2t. Janoris Jenkins	NYG	3
2t. Josh Norman	WAS	3



SPOTLIGHT ON SPECIAL TEAMS

KICKER DUSTIN HOPKINS

The Redskins surprised many in Week 2 of the 2015 season when they elected to move on from kicker Kai Forbath, who exited as the franchise leader in field goal percentage among players with at least 50 attempts, in favor of signing kicker Dustin Hopkins.

After a solid debut in 2015, Hopkins went 34-for-42 on field goal attempts in 2016, breaking Mark Moseley's record [33 in 1983] for the most field goals in a single season in team history. In Week 3 that year, he tied a team record with five field goals in a 5-for-5 performance in a victory as part of an NFC Special Teams Player of the Week and Player of the Month performance.

MOST FIELD GOALS MADE (SINGLE SEASON, REDSKINS HISTORY):

Player	Season	FGM	FGA	FG Pct.	Pts.
1. Dustin Hopkins	2016	34	42	81.0	138
2. Mark Moseley	1983	33	47	70.2	161
3t. Graham Gano	2011	31	41	75.6	118
3t. Chip Lohmiller	1991	31	43	72.1	149
5t. Chip Lohmiller	1990	30	40	75.0	131
5t. Chip Lohmiller	1992	30	40	75.0	120

Now in his fourth season with the Redskins, Hopkins already ranks fourth in franchise history in career field goals made.

MOST FIELD GOALS MADE (CAREER, REDSKINS HISTORY):

Player	Seasons	FGM	FGA	FG Pct.
1. Mark Moseley	1974-86	263	397	66.2
2. Chip Lohmiller	1988-94	175	245	71.4
3. Curt Knight	1969-73	101	175	57.7
4. Dustin Hopkins	2015-18	87	103	84.5
5. Shaun Suisham	2006-09	81	101	80.2

Beyond Hopkins' ability to boot the ball through the uprights, his ability to get it to stop and turn on a dime after 10 yards was vital to a Redskins' victory against Tampa Bay in Week 7 of the 2015 season. Hopkins delivered a perfect onside kick to start the second half of that game, ending a league-wide 0-for-24 skid on onside kick attempts to start the 2015 season. The onside kick helped jumpstart the Redskins en route to recording the largest comeback victory in franchise history.

It was only the fourth successful onside kick by the Redskins since 2000 and ended a streak of 18 unsuccessful onside kick attempts by the Redskins over the previous nine seasons.

SUCCESSFUL ONSIDE KICKS (REDSKINS SINCE 2000):

Year	Week	Qtr.	Opp	Kicker
2015	7	3	TB	Dustin Hopkins
2007	9	2	NYJ	Shaun Suisham
2003	5	4	Phi	John Hall
2000	12	3	StL	Scott Bentley

In the Redskins Week 6 matchup against Carolina, Head Coach Jay Gruden trusted Hopkins with a 56 yard attempt instead of attempting to pin the Panthers deep in their own territory. The risk paid off as Hopkins connected on the kick, marking a new career high and tying him with Chip Lohmiller for the third longest made field goal in franchise history.

LONGEST MADE FIELD GOAL (FRANCHISE HISTORY)

Player	Date	Long
1. Graham Gano	11/06/11	59
2. Steve Cox	09/28/86	57
3t. Dustin Hopkins	10/14/18	56
3t. Chip Lohmiller	12/22/90	56

PUNTER TRESS WAY

The Redskins spent the majority of the 2014 offseason evaluating a punting battle between newcomers Robert Malone and Blake Clingan, but the race received a darkhorse candidate when the team claimed Way off waivers from Chicago on Aug. 20 that year. Way was given 10 days to stake a claim to the punting job.

Way accomplished the feat and has since posted historically relevant numbers, earned the special teams captaincy in 2015 and been rewarded with a multi-year contract extension in 2016.

In 2014, Way's punting numbers rewarded the coaching staff's faith. Way averaged 47.5 yards per punt, the highest by a Redskins player since World War II. He finished the season averaging 47.5 yards per punt to rank fourth in team history, trailing only Sammy Baugh's full-season NFL record [51.4 yards per punt in 1940] and Baugh's 1941 and 1942 campaigns [48.7 and 48.2]. Way became the first member of the Redskins to lead the NFL in punting for a season since Sam Baker in 1958 [45.4].

REDSKINS TO LEAD NFL IN PUNTING SINCE 1939:

Player	Season	Avg.
Tress Way	2014	47.5
Sam Baker	1958	45.4
Sammy Baugh	1945	43.3
Sammy Baugh	1943	45.9
Sammy Baugh	1942	48.2
Sammy Baugh	1941	48.7
Sammy Baugh	1940	51.4

Throughout his career, Way has waged his field position war by dropping punts inside the 20 with regularity. In the Redskins Week 7 matchup against Dallas, Way pinned a single game career high five punts inside the 20 yard line and was a key factor in the team's, 20-17, victory at FedExField. He is currently fifth in the league with 21 punts inside the 20 yard line. His previous single season high was 33 punts inside the 20 last season.

PUNTS DOWNED INSIDE THE 20 (2018):

Player	Team	No.
1t. Britton Colquitt	Cle	26
1t. Matt Haack	Mia	26
3t. Corey Bojorquez	Buf	22
3t. Trevor Daniel	Hou	22
5. Tress Way	Was	21

PUNTS DOWNED INSIDE THE 20 (CAREER, REDSKINS SINCE 1976):

Player	Years	No.
1. Matt Turk	1995-99 [5]	134
2. Tress Way	2014-18 [5]	112
3. Mike Bragg	1968-79 [12]*	79
4. Sav Rocca	2011-13 [3]	76
5. Derrick Frost	2005-07 [3]	73

* Stat not tracked until 1976

WAY'S SINGLE GAME HIGHS IN PUNTS DOWNED INSIDE THE 20:

Date	Opponent	No.
10/21/18	Dallas Cowboys	5
11/23/17	New York Giants	4
12/31/17	New York Giants	4

ROSTERS/DEPTH

2018 WASHINGTON REDSKINS ROSTER (ALPHABETICAL)
as of November 5, 2018

NO.	LAST	FIRST	POS	HT	WT	D.O.B.	AGE	EXP.	COLLEGE	HS HOMETOWN	HOW ACQ.
39	Alexander	Adonis	CB	6-3	197	11/7/1996	21	R	Virginia Tech	Charlotte, N.C.	SD6-'18
93	Allen	Jonathan	DL	6-3	294	1/16/1995	23	2	Alabama	Ashburn, Va.	D1-'17
52	Anderson	Ryan	LB	6-2	253	8/12/1994	24	2	Alabama	Daphne, Ala.	D2-'17
66	Bergstrom	Tony	OL	6-5	310	8/6/1986	32	7	Utah	Salt Lake City, Utah	FA-'17
46	W Bibbs	Kapri	RB	5-11	203	1/10/1993	25	3	Colorado State	Plainfield, Ill.	FA-'17
69	Bowanko	Luke	G	6-6	305	6/12/1991	27	5	Virginia	Clifton, Va.	FA-'18
99	Brantley	Caleb	DL	6-2	307	9/2/1994	24	2	Florida	Crescent City, Fla.	FA-'18
53	Brown	Zach	LB	6-1	250	10/23/1989	29	7	North Carolina	Columbia, Md.	UFA (BUF)-'17
16	Chesson	Jehu	WR	6-2	204	12/20/1993	24	3	Michigan	St. Louis, Mo.	FA-'18
74	Christian Sr.	Geron	T	6-5	302	9/10/1996	22	R	Louisville	Ocala, Fla.	D3-'18
20	Clinton-Dix	Ha Ha	S	6-1	208	12/21/1992	25	5	Alabama	Orlando, Fla.	T (GB)-'18
72	Cooper	Jonathan	G	6-2	308	1/19/1990	28	5	North Carolina	Wilmington, N.C.	FA-'18
80	Crowder	Jamison	WR	5-9	177	6/17/1993	25	4	Duke	Monroe, N.C.	D4a-'15
85	Davis	Vernon	TE	6-3	244	1/31/1984	34	13	Maryland	Washington, D.C.	UFA (DEN)-'16
18	Doctson	Josh	WR	6-2	202	12/3/1992	25	3	TCU	Mansfield, Texas	D1-'16
23	Dunbar	Quinton	CB	6-2	197	7/22/1992	26	4	Florida	Miami, Fla.	CFA-'15
55	Dunn	Casey	C	6-4	300	10/11/1994	24	R	Auburn	Trussville, Ala.	CFA-'18
22	Everett	Deshazor	S	6-0	195	2/22/1992	26	4	Texas A&M	DeRidder, La.	FA-'15
17	Floyd	Michael	WR	6-1	220	11/27/1989	28	7	Nortre Dame	St. Paul, Minn.	FA-'18
54	Foster	Mason	LB	6-1	250	3/1/1989	29	8	Washington	Seaside, Calif.	FA-'15
51	Hamilton	Shaun Dion	LB	6-0	235	9/11/1995	23	R	Alabama	Montgomery, Ala.	D6-'18
13	Harris	Maurice	WR	6-3	200	11/11/1992	25	3	California	Greensboro, N.C.	CFA-'16
40	Harvey-Clemons	Josh	LB	6-4	230	2/20/1994	24	2	Louisville	Valdosta, Ga.	D7a-'17
3	Hopkins	Dustin	K	6-2	203	10/1/1990	28	5	Florida State	Houston, Texas	FA-'15
78	Howard	Austin	T	6-7	330	3/22/1987	31	7	Northern Iowa	Davenport, Iowa	FA-'18
98	Ioannidis	Matt	DL	6-3	305	1/11/1994	24	3	Temple	Flemington, N.J.	D5-'16
41	R Johnson	Danny	CB	5-9	181	11/17/1995	22	R	Southern	Jackson, La.	CFA-'18
91	Kerrigan	Ryan	LB	6-4	259	8/16/1988	30	8	Purdue	Muncie, Ind.	D1-'11
48	Ladler	Kenny	DB	6-1	200	6/23/1992	26	2	Vanderbilt	Stone Mountain, Ga.	FA-'18
12	McCoy	Colt	QB	6-1	210	9/5/1986	32	9	Texas	Tuscola, Texas	UFA (SF)-'14
96	McPhee	Pernell	LB	6-3	265	12/17/1988	29	8	Mississippi State	Pahokee, Fla.	FA-'18
31	Moreau	Fabian	CB	6-0	200	4/9/1994	24	2	UCLA	Davie, Fla.	D3-'17
76	Moses	Morgan	T	6-6	335	3/3/1991	27	5	Virginia	North Chesterfield, Va.	D3a-'14
35	R Nicholson	Montae	S	6-2	215	12/4/1995	22	2	Michigan State	Monroeville, Pa.	D4b-'17
24	Norman	Josh	CB	6-0	200	12/15/1987	30	7	Coastal Carolina	Greenwood, S.C.	UFA (CAR)-'16
79	Nsekhe	Ty	T	6-8	330	10/27/1985	33	4	Texas State	Arlington, Texas	FA-'15
95	Payne	Daron	DL	6-3	319	5/27/1997	21	R	Alabama	Irondale, Ala.	D1-'18
32	Perine	Samaje	RB	5-11	233	9/16/1995	23	2	Oklahoma	Pflugerville, Texas	D4a-'17
26	Peterson	Adrian	RB	6-1	220	3/21/1985	33	12	Oklahoma	Palestine, Texas	FA-'18
83	Quick	Brian	WR	6-3	215	6/5/1989	29	7	Appalachian State	Columbia, S.C.	UFA (LAR)-'17
86	Reed	Jordan	TE	6-2	245	7/3/1990	28	6	Florida	New London, Conn.	D3-'13
73	Roullier	Chase	C	6-4	310	8/23/1993	25	2	Wyoming	Burnsville, Minn.	D6a-'17
97	Settle	Tim	DL	6-3	328	7/11/1997	21	R	Virginia Tech	Manassas, Va.	D5-'18
11	Smith	Alex	QB	6-4	213	5/7/1984	34	14	Utah	La Mesa, Calif.	T (KC)-'18
94	Smith	Preston	LB	6-5	265	11/17/1992	25	4	Mississippi State	Stone Mountain, Ga.	D2-'15
87	Sprinkle	Jeremy	TE	6-5	252	8/10/1994	24	2	Arkansas	White Hall, Ark.	D5-'17
37	Stroman	Greg	CB	5-11	180	3/8/1996	22	R	Virginia Tech	Manassas, Va.	D7a-'18
57	Sundberg	Nick	LS	6-0	256	7/29/1987	31	9	California	Phoenix, Ariz.	FA-'10
36	Swearinger Sr.	D.J.	S	5-10	205	9/1/1991	27	6	South Carolina	Greenwood, S.C.	UFA (ARI)-'17
25	Thompson	Chris	RB	5-8	195	10/20/1990	28	5	Florida State	Madison, Fla.	D5a-'13
56	Vigil	Zach	LB	6-2	238	3/28/1991	27	4	Utah State	Clearfield, Utah	W (MIA)-'16
5	Way	Tress	P	6-1	216	4/18/1990	28	5	Oklahoma	Tulsa, Okla.	W (CHI)-'14
71	Williams	Trent	T	6-5	320	7/19/1988	30	9	Oklahoma	Longview, Texas	D1-'10

PRACTICE SQUAD

47	Brown	Mack	RB	5-11	213	9/25/1991	27	3	Florida	Lithonia, Ga.	FA-'18
15	Cobbs Jr.	Simmie	WR	6-3	220	8/25/1995	23	R	Indiana	Oak Park, Ill.	CFA-'18
62	Evans	Justin	T	6-5	310	8/19/1995	23	R	South Carolina State	Florence, S.C.	FA-'18
41	W Flanagan	Matt	TE	6-6	260	3/26/1995	23	R	Pittsburgh	Mendham, N.J.	CFA-'18
82	Holtz	J.P.	TE	6-3	240	8/28/1993	25	1	Pittsburgh	Pittsburgh, Pa.	FA-'18
84	Kidsy	Darvin	WR	6-0	180	3/19/1995	23	R	Texas Southern	Missouri City, Texas	CFA-'18
58	McKinzy	Cassanova	LB	6-3	257	11/17/1992	25	1	Auburn	Birmingham, Ala.	UFA (TB)-'16
61	Parris	Timon	T	6-6	315	9/11/1995	23	R	Stony Brook	Floral Park, N.Y.	CFA-'18
45	Reaves	Jeremy	S	5-11	205	8/29/1996	22	R	South Alabama	Pensacola, Fla.	FA"18
64	Wicker	JoJo	DT	6-2	296	6/9/1996	22	R	Arizona State	Long Beach, Calif.	FA-'18

RESERVE/INJURED

	Apke	Troy	S	6-1	200	4/11/1995	23	R	Penn State	Pittsburgh, Pa.	D4-'18
	Catalina	Tyler	G	6-6	315	1/24/1993	25	2	Georgia	Holden, Mass.	CFA-'17
	Davis	Robert	WR	6-3	212	4/2/1995	23	1	Georgia State	Warner Robins, Ga.	D6b-'17
	Garner	Manasseh	TE	6-2	240	3/11/1992	26	1	Pittsburgh	Pittsburgh, Pa.	FA-'17
	Guice	Derrius	RB	5-11	225	6/21/1997	21	R	LSU	Baton Rouge, La.	D2-'18
	Kelley	Rob	RB	6-0	229	10/3/1992	26	3	Tulane	New Orleans, La.	CFA-'16
	Kouandjio	Arie	G	6-5	316	4/23/1992	26	4	Alabama	Hyattsville, Md.	D4b-'15
	Lauvao	Shawn	G	6-3	308	10/26/1987	31	9	Arizona State	Honolulu, Hawaii	UFA (CLE)-'14
	Marshall	Byron	RB	5-9	225	2/13/1994	24	2	Oregon	San Jose, Calif.	PS (PHI)-'17
	Quinn	Trey	WR	6-0	200	12/7/1995	22	R	SMU	Lake Charles, La.	D7b-'18
	Richardson Jr.	Paul	WR	6-0	180	4/13/1992	26	5	Colorado	Gardena, Calif.	UFA (SEA)-'18
	Scherff	Brandon	G	6-5	315	12/26/1991	26	4	Iowa	Denison, Iowa	D1-'15
	Sims	Cam	WR	6-5	214	1/6/1996	22	R	Alabama	Monroe, La.	CFA-'18

PHYSICALLY UNABLE TO PERFORM

92	McGee	Stacy	DL	6-3	339	1/17/1990	28	6	Oklahoma	Muskogee, Okla.	UFA (OAK)-'17
----	-------	-------	----	-----	-----	-----------	----	---	----------	-----------------	---------------

NON-FOOTBALL INJURY

38	Holsey	Joshua	CB	5-11	195	6/25/1994	24	2	Auburn	Fairburn, Ga.	D7b-'17
----	--------	--------	----	------	-----	-----------	----	---	--------	---------------	---------

Key: UFA - unrestricted free agent | FA - free agent | RFA - restricted free agent | CFA - college free agent | T - trade | W - waivers | D - draft | SD - supplemental draft | PS - signed from practice squad

Head Coach: Jay Gruden

Assistant Coaches: Bill Callahan (Assistant Head Coach/Offensive Line), Matt Cavanaugh (Offensive Coordinator), Ben Kotwica (Special Teams Coordinator), Greg Manusky (Defensive Coordinator), Kevin O'Connell (Passing Game Coordinator), Chad Englehart (Strength & Conditioning), Torrian Gray (Defensive Backs), Chad Grimm (Outside Linebackers), Ike Hilliard (Wide Receivers), Randy Jordan (Running Backs), Paul Kelly (Director of Football Operations), Cannon Matthews (Defensive Quality Control), Bret Munsey (Asst. Special Teams), Kavan Latham (Asst. Strength & Conditioning), Chris O'Hara (Offensive Quality Control), Kirk Olivadotti (Inside Linebackers), Wes Phillips (Tight Ends), Phil Rauscher (Asst. Offensive Line), Jake Sankal (Asst. Strength & Conditioning/Nutritionist), James Rowe (Asst. Defensive Backs), Jim Tomsula (Defensive Line)

REDSKINS

2018 WASHINGTON REDSKINS ROSTER (NUMERICAL)
as of November 5, 2018

NO.	FIRST	LAST	POS	HT	WT	D.O.B.	AGE	EXP.	COLLEGE	HS HOMETOWN	HOW ACQ.	
3	Dustin	Hopkins	K	6-2	203	10/1/1990	28	5	Florida State	Houston, Texas	FA-'15	
5	Tress	Way	P	6-1	216	4/18/1990	28	5	Oklahoma	Tulsa, Okla.	W (CHI)-'14	
11	Alex	Smith	QB	6-4	213	5/7/1984	34	14	Utah	La Mesa, Calif.	T (KC)-'18	
12	Colt	McCoy	QB	6-1	210	9/5/1986	32	9	Texas	Tuscola, Texas	UFA (SF)-'14	
13	Maurice	Harris	WR	6-3	200	11/11/1992	25	3	California	Greensboro, N.C.	CFA-'16	
16	Jehu	Chesson	WR	6-2	204	12/20/1993	24	2	Michigan	St. Louis, Mo.	FA-'18	
17	Michael	Floyd	WR	6-1	220	11/27/1989	28	7	Nortre Dame	St. Paul, Minn.	FA-'18	
18	Josh	Doctson	WR	6-2	202	12/3/1992	25	3	TCU	Mansfield, Texas	D1-'16	
20	Ha Ha	Clinton-Dix	S	6-1	208	12/21/1992	25	5	Alabama	Orlando, Fla.	T (GB)-'18	
22	Deshazor	Everett	S	6-0	195	2/22/1992	26	4	Texas A&M	DeRidder, La.	FA-'15	
23	Quinton	Dunbar	CB	6-2	197	7/22/1992	26	4	Florida	Miami, Fla.	CFA-'15	
24	Josh	Norman	CB	6-0	200	12/15/1987	30	7	Coastal Carolina	Greenwood, S.C.	UFA (CAR)-'16	
25	Chris	Thompson	RB	5-8	195	10/20/1990	28	5	Florida State	Madison, Fla.	D5a-'13	
26	Adrian	Peterson	RB	6-1	220	3/21/1985	33	12	Oklahoma	Palestine, Texas	FA-'18	
31	Fabian	Moreau	CB	6-0	200	4/9/1994	24	2	UCLA	Davie, Fla.	D3-'17	
32	Samaje	Perine	RB	5-11	233	9/16/1995	23	2	Oklahoma	Pflugerville, Texas	D4a-'17	
35	Montae	Nicholson	S	6-2	215	12/4/1995	22	2	Michigan State	Monroeville, Pa.	D4b-'17	
36	D.J.	Swearinger Sr.	S	5-10	205	9/1/1991	27	6	South Carolina	Greenwood, S.C.	UFA (ARI)-'17	
37	Greg	Stroman	CB	5-11	180	3/8/1996	22	R	Virginia Tech	Manassas, Va.	D7a-'18	
39	Adonis	Alexander	CB	6-3	197	11/7/1996	21	R	Virginia Tech	Charlotte, N.C.	SD6-'18	
40	Josh	Harvey-Clemons	LB	6-4	230	2/20/1994	24	2	Louisville	Valdosta, Ga.	D7a-'17	
41	Danny	Johnson	CB	5-9	181	11/17/1995	22	R	Southern	Jackson, La.	CFA-'18	
46	W	Kapri	Bibbs	RB	5-11	203	1/10/1993	25	3	Colorado State	Plainfield, Ill.	FA-'17
48		Kenny	Ladler	DB	6-1	200	6/23/1992	26	2	Vanderbilt	Stone Mountain, Ga.	FA-'18
51		Shaun Dion	Hamilton	LB	6-0	235	9/11/1995	23	R	Alabama	Montgomery, Ala.	D6-'18
52	Ryan	Anderson	LB	6-2	253	8/12/1994	24	2	Alabama	Daphne, Ala.	D2-'17	
53	Zach	Brown	LB	6-1	250	10/23/1989	29	7	North Carolina	Columbia, Md.	UFA (BUF)-'17	
54	Mason	Foster	LB	6-1	250	3/1/1989	29	8	Washington	Seaside, Calif.	FA-'15	
55	Casey	Dunn	C	6-4	300	10/11/1994	24	R	Auburn	Trussville, Ala.	CFA-'18	
56	Zach	Vigil	LB	6-2	238	3/28/1991	27	4	Utah State	Clearfield, Utah	W (MIA)-'16	
57	Nick	Sundberg	LS	6-0	256	7/29/1987	31	9	California	Phoenix, Ariz.	FA-'10	
66	Tony	Bergstrom	OL	6-5	310	8/6/1986	32	7	Utah	Salt Lake City, Utah	FA-'17	
69	Luke	Bowanko	G	6-6	305	6/12/1991	27	5	Virginia	Clifton, Va.	FA-'18	
71	Trent	Williams	T	6-5	320	7/19/1988	30	9	Oklahoma	Longview, Texas	D1-'10	
72	Jonathan	Cooper	G	6-2	308	1/19/1990	28	5	North Carolina	Wilmington, N.C.	FA-'18	
73	Chase	Roullier	C	6-4	310	8/23/1993	25	2	Wyoming	Burnsville, Minn.	D6a-'17	
74	Geron	Christian Sr.	T	6-5	302	9/10/1996	22	R	Louisville	Ocala, Fla.	D3-'18	
76	Morgan	Moses	T	6-6	335	3/3/1991	27	5	Virginia	North Chesterfield, Va.	D3a-'14	
78	Austin	Howard	T	6-7	330	3/22/1987	31	7	Northern Iowa	Davenport, Iowa	FA-'18	
79	Ty	Nsekhe	T	6-8	330	10/27/1985	33	4	Texas State	Arlington, Texas	FA-'15	
80	Jamison	Crowder	WR	5-9	177	6/17/1993	25	4	Duke	Monroe, N.C.	D4a-'15	
83	Brian	Quick	WR	6-3	215	6/5/1989	29	7	Appalachian State	Columbia, S.C.	UFA (LAR)-'17	
85	Vernon	Davis	TE	6-3	244	1/31/1984	34	13	Maryland	Washington, D.C.	UFA (DEN)-'16	
86	Jordan	Reed	TE	6-2	245	7/3/1990	28	6	Florida	New London, Conn.	D3-'13	
87	Jeremy	Sprinkle	TE	6-5	252	8/10/1994	24	2	Arkansas	White Hall, Ark.	D5-'17	
91	Ryan	Kerrigan	LB	6-4	259	8/16/1988	30	8	Purdue	Muncie, Ind.	D1-'11	
93	Jonathan	Allen	DL	6-3	294	1/16/1995	23	2	Alabama	Ashburn, Va.	D1-'17	
94	Preston	Smith	LB	6-5	265	11/17/1992	25	4	Mississippi State	Stone Mountain, Ga.	D2-'15	
95	Daron	Payne	DL	6-3	319	5/27/1997	21	R	Alabama	Irondale, Ala.	D1-'18	
96	Pernell	McPhee	LB	6-3	265	12/17/1988	29	8	Mississippi State	Pahokee, Fla.	FA-'18	
97	Tim	Settle	DL	6-3	328	7/11/1997	21	R	Virginia Tech	Manassas, Va.	D5-'18	
98	Matt	Ioannidis	DL	6-3	305	1/11/1994	24	3	Temple	Flemington, N.J.	D5-'16	
99	Caleb	Brantley	DL	6-2	307	9/2/1994	24	2	Florida	Crescent City, Fla.	FA-'18	

PRACTICE SQUAD

15	Simmie	Cobbs Jr.	WR	6-3	220	8/25/1995	23	R	Indiana	Oak Park, Ill.	CFA-'18	
41	W	Matt	Flanagan	TE	6-6	260	3/26/1995	23	R	Pittsburgh	Mendham, N.J.	CFA-'18
45		Jeremy	Reaves	S	5-11	205	8/29/1996	22	R	South Alabama	Pensacola, Fla.	FA"18
47		Mack	Brown	RB	5-11	213	9/24/1991	27	3	Flordia	Lithonia, Ga.	FA-'18
58	McKinzy	Cassanova	LB	6-3	257	11/17/1992	25	1	Auburn	Birmingham, Ala.	UFA (TB)-'16	
61	Timon	Parris	T	6-6	315	9/11/1995	23	R	Stony Brook	Floral Park, N.Y.	CFA-'18	
62	Justin	Evans	T	6-5	310	8/19/1995	23	R	South Carolina State	Florence, S.C.	FA-'18	
64	JoJo	Wicker	DT	6-2	296	6/9/1996	22	R	Arizona State	Long Beach, Calif.	FA-'18	
82	J.P.	Holtz	TE	6-3	240	8/28/1993	25	1	Pittsburgh	Pittsburgh, Pa.	FA-'18	
84	Darvin	Kidsy	WR	6-0	180	3/19/1995	23	R	Texas Southern	Missouri City, Texas	CFA-'18	

RESERVE/INJURED

	Troy	Apke	S	6-1	200	4/11/1995	23	R	Penn State	Pittsburgh, Pa.	D4-'18
	Tyler	Catalina	G	6-6	315	1/24/1993	25	2	Georgia	Holden, Mass.	CFA-'17
	Robert	Davis	WR	6-3	212	4/2/1995	23	1	Georgia State	Warner Robins, Ga.	D6b-'17
	Manasseh	Garner	TE	6-2	240	3/11/1992	26	1	Pittsburgh	Pittsburgh, Pa.	FA-'17
	Derrius	Guice	RB	5-11	225	6/21/1997	21	R	LSU	Baton Rouge, La.	D2-'18
	Rob	Kelley	RB	6-0	229	10/3/1992	26	3	Tulane	New Orleans, La.	CFA-'16
	Arie	Kouandjio	G	6-5	316	4/23/1992	26	4	Alabama	Hyattsville, Md.	D4b-'15
	Shawn	Lauvao	G	6-3	308	10/26/1987	31	9	Arizona State	Honolulu, Hawaii	UFA (CLE)-'14
	Byron	Marshall	RB	5-9	225	2/13/1994	24	2	Oregon	San Jose, Calif.	PS (PHI)-'17
	Trey	Quinn	WR	6-0	200	12/7/1995	22	R	SMU	Lake Charles, La.	D7b-'18
	Paul	Richardson Jr.	WR	6-0	180	4/13/1992	26	5	Colorado	Gardena, Calif.	UFA (SEA)-'18
	Brandon	Scherff	G	6-5	315	12/26/1991	26	4	Iowa	Denison, Iowa	D1-'15
	Cam	Sims	WR	6-5	214	1/6/1996	22	R	Alabama	Monroe, La.	CFA-'18

PHYSICALLY UNABLE TO PERFORM

92	Stacy	McGee	DL	6-3	339	1/17/1990	28	6	Oklahoma	Muskogee, Okla.	UFA (OAK)-'17
----	-------	-------	----	-----	-----	-----------	----	---	----------	-----------------	---------------

NON-FOOTBALL INJURY

38	Joshua	Holsey	CB	5-11	195	6/25/1994	24	2	Auburn	Fairburn, Ga.	D7b-'17
----	--------	--------	----	------	-----	-----------	----	---	--------	---------------	---------

Key: UFA - unrestricted free agent | FA - free agent | RFA - restricted free agent | CFA - college free agent | T - trade | W - waivers | D - draft | SD - supplemental draft | PS - signed from practice squad

Head Coach: Jay Gruden

Assistant Coaches: Bill Callahan (Assistant Head Coach/Offensive Line), Matt Cavanaugh (Offensive Coordinator), Ben Kotwica (Special Teams Coordinator), Greg Manusky (Defensive Coordinator), Kevin O'Connell (Passing Game Coordinator), Chad Englehart (Strength & Conditioning), Torrian Gray (Defensive Backs), Chad Grimm (Outside Linebackers), Ike Hilliard (Wide Receivers), Randy Jordan (Running Backs), Paul Kelly (Director of Football Operations), Cannon Matthews (Defensive Quality Control), Bret Munsey (Asst. Special Teams), Kavan Latham (Asst. Strength & Conditioning), Chris O'Hara (Offensive Quality Control), Kirk Olivadotti (Inside Linebackers), Wes Phillips (Tight Ends), Phil Rauscher (Asst. Offensive Line), Jake Sankal (Asst. Strength & Conditioning/Nutritionist), James Rowe (Asst. Defensive Backs), Jim Tomsula (Defensive Line)

2018 WASHINGTON REDSKINS ROSTER (POSITIONAL)
as of Jovember 5, 2018

NO.	FIRST	LAST	POS	HT	WT	D.O.B.	AGE	EXP.	COLLEGE	HS HOMETOWN	HOW ACQ.
<i>QUARTERBACKS (2)</i>											
11	Alex	Smith	QB	6-4	213	5/7/1984	34	14	Utah	La Mesa, Calif.	T (KC)-'18
12	Colt	McCoy	QB	6-1	210	9/5/1986	32	9	Texas	Tuscola, Texas	UFA (SF)-'14
<i>RUNNING BACKS (4)</i>											
25	Chris	Thompson	RB	5-8	195	10/20/1990	28	5	Florida State	Madison, Fla.	D5a-'13
26	Adrian	Peterson	RB	6-1	220	3/21/1985	33	12	Oklahoma	Palestine, Texas	FA-'18
32	Samaje	Perine	RB	5-11	233	9/16/1995	23	2	Oklahoma	Pflugerville, Texas	D4a-'17
46	Kapri	Bibbs	RB	5-11	203	1/10/1993	25	3	Colorado State	Plainfield, Ill.	FA-'17
<i>WIDE RECEIVERS (6)</i>											
13	Maurice	Harris	WR	6-3	200	11/11/1992	25	3	California	Greensboro, N.C.	CFA-'16
16	Chesson	Jehu	WR	6-2	204	12/20/1993	24	3	Michigan	St. Louis, Mo.	FA-'18
17	Michael	Floyd	WR	6-1	220	11/27/1989	28	7	Nortre Dame	St. Paul, Minn.	FA-'18
18	Josh	Doctson	WR	6-2	202	12/3/1992	25	3	TCU	Mansfield, Texas	D1-'16
80	Jamison	Crowder	WR	5-9	177	6/17/1993	25	4	Duke	Monroe, N.C.	D4a-'15
83	Quick	Brian	WR	6-3	215	6/5/1989	29	7	Appalachian State	Columbia, S.C.	UFA (LAR)-'17
<i>TIGHT ENDS (3)</i>											
85	Vernon	Davis	TE	6-3	244	1/31/1984	34	13	Maryland	Washington, D.C.	UFA (DEN)-'16
86	Jordan	Reed	TE	6-2	245	7/3/1990	28	6	Florida	New London, Conn.	D3-'13
87	Jeremy	Sprinkle	TE	6-5	252	8/10/1994	24	2	Arkansas	White Hall, Ark.	D5-'17
<i>OFFENSIVE LINEMEN (10)</i>											
55	Casey	Dunn	C	6-4	300	10/11/1994	24	R	Auburn	Trussville, Ala.	CFA-'18
66	Tony	Bergstrom	OL	6-5	310	8/6/1986	32	7	Utah	Salt Lake City, Utah	FA-'17
69	Luke	Bowanko	G	6-6	305	6/12/1991	27	5	Virginia	Clifton, Va.	FA-'18
71	Trent	Williams	T	6-5	320	7/19/1988	30	9	Oklahoma	Longview, Texas	D1-'10
72	Jonathan	Cooper	G	6-2	308	1/19/1990	28	5	North Carolina	Wilmington, N.C.	FA-'18
74	Geron	Christian Sr.	T	6-5	302	9/10/1996	22	R	Louisville	Ocala, Fla.	D3-'18
73	Chase	Roullier	C	6-4	310	8/23/1993	25	2	Wyoming	Burnsville, Minn.	D6a-'17
76	Morgan	Moses	T	6-6	335	3/3/1991	27	5	Virginia	North Chesterfield, Va.	D3a-'14
78	Austin	Howard	T	6-7	330	3/22/1987	31	7	Northern Iowa	Davenport, Iowa	FA-'18
79	Ty	Nsekhe	T	6-8	330	10/27/1985	33	4	Texas State	Arlington, Texas	FA-'15
<i>DEFENSIVE LINEMEN (5)</i>											
93	Jonathan	Allen	DL	6-3	294	1/16/1995	23	2	Alabama	Ashburn, Va.	D1-'17
95	Daron	Payne	DL	6-3	319	5/27/1997	21	R	Alabama	Irondale, Ala.	D1-'18
97	Tim	Settle	DL	6-3	328	7/11/1997	21	R	Virginia Tech	Manassas, Va.	D5-'18
98	Matt	Ioannidis	DL	6-3	305	1/11/1994	24	3	Temple	Flemington, N.J.	D5-'16
99	Caleb	Brantley	DL	6-2	307	9/2/1994	24	2	Florida	Crescent City, Fla.	FA-'18
<i>LINEBACKERS (9)</i>											
40	Josh	Harvey-Clemons	LB	6-4	230	2/20/1994	24	2	Louisville	Valdosta, Ga.	D7a-'17
51	Shaun Dion	Hamilton	LB	6-0	235	9/11/1995	23	R	Alabama	Montgomery, Ala.	D6-'18
52	Ryan	Anderson	LB	6-2	253	8/12/1994	24	2	Alabama	Daphne, Ala.	D2-'17
53	Zach	Brown	LB	6-1	250	10/23/1989	29	7	North Carolina	Columbia, Md.	UFA (BUF)-'17
54	Mason	Foster	LB	6-1	250	3/1/1989	29	8	Washington	Seaside, Calif.	FA-'15
56	Zach	Vigil	LB	6-2	238	3/28/1991	27	4	Utah State	Clearfield, Utah	W (MIA)-'16
91	Ryan	Kerrigan	LB	6-4	259	8/16/1988	30	8	Purdue	Muncie, Ind.	D1-'11
94	Preston	Smith	LB	6-5	265	11/17/1992	25	4	Mississippi State	Stone Mountain, Ga.	D2-'15
96	Pernell	McPhee	LB	6-3	265	12/17/1988	29	8	Mississippi State	Pahokee, Fla.	FA-'18
<i>DEFENSIVE BACKS (11)</i>											
20	Ha Ha	Clinton-Dix	S	6-1	208	12/21/1992	25	5	Alabama	Orlando, Fla.	T (GB)-'18
22	Deshazor	Everett	S	6-0	195	2/22/1992	26	4	Texas A&M	DeRidder, La.	FA-'15
23	Quinton	Dunbar	CB	6-2	197	7/22/1992	26	4	Florida	Miami, Fla.	CFA-'15
24	Josh	Norman	CB	6-0	200	12/15/1987	30	7	Coastal Carolina	Greenwood, S.C.	UFA (CAR)-'16
37	Greg	Stroman	CB	5-11	180	3/8/1996	22	R	Virginia Tech	Manassas, Va.	D7a-'18
31	Fabian	Moreau	CB	6-0	200	4/9/1994	24	2	UCLA	Davie, Fla.	D3-'17
39	Adonis	Alexander	CB	6-3	197	11/7/1996	21	R	Virginia Tech	Charlotte, N.C.	SD6-'18
35	Montae	Nicholson	S	6-2	215	12/4/1995	22	2	Michigan State	Monroeville, Pa.	D4b-'17
36	D.J.	Swearinger Sr.	S	5-10	205	9/1/1991	27	6	South Carolina	Greenwood, S.C.	UFA (ARI)-'17
41	Danny	Johnson	CB	5-9	181	11/17/1995	22	R	Southern	Jackson, La.	CFA-'18
48	Kenny	Ladler	DB	6-1	200	6/23/1992	26	2	Vanderbilt	Stone Mountain, Ga.	FA-'18
<i>SPECIALISTS (3)</i>											
3	Dustin	Hopkins	K	6-2	203	10/1/1990	28	5	Florida State	Houston, Texas	FA-'15
5	Tress	Way	P	6-1	216	4/18/1990	28	5	Oklahoma	Tulsa, Okla.	W (CHI)-'14
57	Nick	Sundberg	LS	6-0	256	7/29/1987	31	9	California	Phoenix, Ariz.	FA-'10

Head Coach: Jay Gruden

Assistant Coaches: Bill Callahan (Assistant Head Coach/Offensive Line), Matt Cavanaugh (Offensive Coordinator), Ben Kotwica (Special Teams Coordinator), Greg Manusky (Defensive Coordinator), Kevin O'Connell (Passing Game Coordinator), Chad Englehart (Strength & Conditioning), Torrian Gray (Defensive Backs), Chad Grimm (Outside Linebackers), Ike Hilliard (Wide Receivers), Randy Jordan (Running Backs), Paul Kelly (Director of Football Operations), Cannon Matthews (Defensive Quality Control), Bret Munsey (Asst. Special Teams), Kavan Latham (Asst. Strength & Conditioning), Chris O'Hara (Offensive Quality Control), Kirk Olivadotti (Inside Linebackers), Wes Phillips (Tight Ends), Phil Rauscher (Asst. Offensive Line), Jake Sankal (Asst. Strength & Conditioning/Nutritionist), James Rowe (Asst. Defensive Backs), Jim Tomsula (Defensive Line)

2018 WASHINGTON REDSKINS UNOFFICIAL DEPTH CHART
as of November 5, 2018

OFFENSE

WR	18 Josh Doctson	16 Jehu Chesson	
LT	71 Trent Williams	<u>74 Geron Christian Sr.</u>	
LG	79 Ty Nsekhe	72 Jonathan Cooper	69 Luke Bowanko
C	73 Chase Roullier	66 Tony Bergstrom	
RG	<u>55 Casey Dunn</u>	72 Jonathan Cooper	69 Luke Bowanko
RT	76 Morgan Moses	78 Austin Howard	
TE	86 Jordan Reed	85 Vernon Davis	87 Jeremy Sprinkle
WR	80 Jamison Crowder	13 Maurice Harris	
WR	13 Maurice Harris	17 Michael Floyd	84 Brian Quick
QB	11 Alex Smith	12 Colt McCoy	
RB	26 Adrian Peterson	25 Chris Thompson	46 Kapri Bibbs
			32 Samaje Perine

DEFENSE

DE	93 Jonathan Allen		
NT	<u>95 Daron Payne</u>	<u>97 Tim Settle</u>	
DE	98 Matt Ioannidis	99 Caleb Brantley	
SLB	94 Preston Smith	52 Ryan Anderson	
MLB	53 Zach Brown	40 Josh Harvey-Clemons	
MLB	54 Mason Foster	56 Zach Vigil	<u>51 Shaun Dion Hamilton</u>
WLB	91 Ryan Kerrigan	96 Pernell McPhee	
CB	23 Quinton Dunbar	31 Fabian Moreau	<u>41 Danny Johnson</u>
CB	24 Josh Norman	<u>37 Greg Stroman</u>	<u>39 Adonis Alexander</u>
SS	20 Ha Ha Clinton-Dix	35 Montae Nicholson	48 Kenny Ladler
FS	36 D.J. Swearingen Sr.	22 Deshaun Everett	

SPECIAL TEAMS

P	5 Tress Way	
K	3 Dustin Hopkins	
H	5 Tress Way	
LS	57 Nick Sundberg	
KR	<u>41 Danny Johnson</u>	<u>37 Greg Stroman</u>
PR	<u>37 Greg Stroman</u>	80 Jamison Crowder

Rookies Bolded and Underlined (Injured players in parentheses)

HOW THE 2018 WASHINGTON REDSKINS WERE BUILT
as of November 5, 2018

YEAR	DRAFT/CFA	FREE AGENT	TRADE	WAIVERS	PRACTICE SQUAD
	27	21	2	2	1
2010	T Trent Williams (1)	LS Nick Sundberg			
2011	LB Ryan Kerrigan (1)				
2013	TE Jordan Reed (3) RB Chris Thompson (5a)				
2014	T Morgan Moses (3a)	QB Colt McCoy (UFA - SF)		P Tress Way (CHI)	
2015	LB Preston Smith (2) WR Jamison Crowder (4a) CB Quinton Dunbar (CFA)	S Deshazor Everett K Dustin Hopkins T Ty Nsekhe			
2016	WR Josh Doctson (1) DL Matt Ioannidis (5) WR Maurice Harris (CFA)	TE Vernon Davis (UFA - DEN) LB Mason Foster CB Josh Norman (UFA - CAR)		LB Zach Vigil (MIA)	
2017	DL Jonathan Allen (1) LB Ryan Anderson (2) CB Fabian Moreau (3) RB Samaje Perine (4a) S Montae Nicholson (4b) TE Jeremy Sprinkle (5) C Chase Roullier (6a) LB Josh Harvey-Clemons (7a)	OL Tony Bergstrom LB Zach Brown (UFA - BUF) S D.J. Swearinger Sr. (UFA - ARI)			
2018	DL Daron Payne (1) T Geron Christian Sr. (3) DL Tim Settle (5) LB Shaun Dion Hamilton (6) CB Greg Stroman (7a) CB Adonis Alexander (S6) C Casey Dunn (CFA) CB Danny Johnson (CFA)	DL Caleb Brantley WR Michael Floyd S Kenny Ladler LB Pernell McPhee RB Adrian Peterson WR Brian Quick WR Jehu Chesson G Luke Bowanko G Jonathan Cooper T Austin Howard	QB Alex Smith (KC) S Ha Ha Clinton-Dix (GB)		RB Kapri Bibbs

HOW THE 2018 WASHINGTON REDSKINS ENTERED THE NFL
as of November 5, 2018

YEAR	1ST ROUND	2ND ROUND	3RD ROUND	4TH ROUND
	11	5	7	4
2005	QB Alex Smith (SF, 1)			
2006	TE Vernon Davis (SF, 6)			
2007	RB Adrian Peterson (MIN, 7)			
2010	T Trent Williams (WAS, 4)		QB Colt McCoy (CLE, 85)	
2011	LB Ryan Kerrigan (WAS, 16)		LB Mason Foster (TB, 84)	
2012	WR Michael Floyd (ARI, 13)	WR Brian Quick (STL, 33) LB Zach Brown (TEN, 52)	OL Tony Bergstrom (OAK, 95)	
2013	G Jonathan Cooper (ARI, 7)	S D.J. Swearinger Sr. (HOU, 57)	TE Jordan Reed (WAS, 85)	
2014	S Ha Ha Clinton-Dix (GB, 21)		T Morgan Moses (WAS, 66)	
2015		LB Preston Smith (WAS, 38)		WR Jamison Crowder (WAS, 105)
2016	WR Josh Doctson (WAS, 22)			
2017	DL Jonathan Allen (WAS, 17)	LB Ryan Anderson (WAS, 49)	CB Fabian Moreau (WAS, 81)	RB Samaje Perine (WAS, 114) S Montae Nicholson (WAS, 123) WR Jehu Chesson (KC, 139)
2018	DL Daron Payne (WAS, 13)		T Geron Christian Sr. (WAS, 74)	
YEAR	5TH ROUND	6TH ROUND	7TH ROUND	FREE AGENT
	6	6	2	12
2009				LS Nick Sundberg (CAR)
2010				G Austin Howard (PHI)
2011	LB Pernell McPhee (BAL, 165)			
2012	CB Josh Norman (CAR, 143)			T Ty Nsekhe (IND)
2013	RB Chris Thompson (WAS, 154)	K Dustin Hopkins (BUF, 177)		P Tress Way (CHI)
2014		G Luke Bowanko (JAX, 205)		DB Kenny Ladler (BUF) RB Kapri Bibbs (DEN)
2015				CB Quinton Dunbar (WAS) CB Deshaazor Everett (TB) LB Zach Vigil (MIA)
2016	DL Matt Ioannidis (WAS, 152)			WR Maurice Harris (WAS)
2017	TE Jeremy Sprinkle (WAS, 154)	DL Caleb Brantley (CLE, 195) C Chase Roullier (WAS, 199)	LB Josh Harvey-Clemons (WAS, 230)	
2018	DL Tim Settle (WAS, 163)	LB Shaun Dion Hamilton (WAS, 205) CB Adonis Alexander (WAS, SD)	CB Greg Stroman (WAS, 241)	C Casey Dunn (WAS) CB Danny Johnson (WAS)

2018 WASHINGTON REDSKINS PRONUNCIATION GUIDE

ACTIVE ROSTER

Luke Bowanko	boh-WAIN-koh
Jehu Chesson	jay-EWE
Geron Christian, Sr.	JARE-en
Josh Doctson	DOCK-sun
Deshazor Everett	de-SHAY-zor
Shaun Dion Hamilton	Shawn DEE-on
Matt Ioannidis	eye-an-NYE-dis
Ty Nsekhe	en-SECK-he
Daron Payne	duh-RON
Samaje Perine	sah-MAH-jay / PEE-rhine
Chase Roullier	ROO-lee-ay
D.J. Swearinger, Sr.	SWEAR-in-jurr

RESERVE LISTS

Manasseh Garner	muh-NESS-uh
Derrius Guice	GICE (rhymes with 'Dice')
Arie Kouandjio	r-REE / kwan-JOE
Shawn Lauvao	luh-VOW
Brandon Scherff	SCHER-eff

COACHING STAFF

Ben Kotwica	cot-WEE-kuh
Kavan Latham	kuh-VON
Greg Manusky	man-US-key
Jim Tomsula	tom-SOO-luh

NO.	DATE	POS	FIRST	LAST	NAME	FULL	TRANSACTION
1	January 1	CB	Quinton	Dunbar	Quinton Dunbar	Dunbar, Quinton	Signed Multi-Year Contract Extension
2	January 1	OL	Alex	Balducci	Alex Balducci	Balducci, Alex	Signed Reserve/Future Contract
3	January 1	DL	Tavaris	Barnes	Tavaris Barnes	Barnes, Tavaris	Signed Reserve/Future Contract
4	January 1	TE	Chris	Bazile	Chris Bazile	Bazile, Chris	Signed Reserve/Future Contract
5	January 1	RB	Kenny	Hilliard	Kenny Hilliard	Hilliard, Kenny	Signed Reserve/Future Contract
6	January 1	OL	Cameron	Jefferson	Cameron Jefferson	Jefferson, Cameron	Signed Reserve/Future Contract
7	January 1	OL	John	Kling	John Kling	Kling, John	Signed Reserve/Future Contract
8	January 1	LB	Alex	McCalister	Alex McCalister	McCalister, Alex	Signed Reserve/Future Contract
9	January 1	LB	Cassanova	McKinzy	Cassanova McKinzy	McKinzy, Cassanova	Signed Reserve/Future Contract
10	January 1	DL	Ondre	Pipkins	Ondre Pipkins	Pipkins, Ondre	Signed Reserve/Future Contract
11	January 1	DB	James	Sample	James Sample	Sample, James	Signed Reserve/Future Contract
12	January 1	S	Orion	Stewart	Orion Stewart	Stewart, Orion	Signed Reserve/Future Contract
13	January 2	QB	Stephen	Morris	Stephen Morris	Morris, Stephen	Signed Reserve/Future Contract
14	January 3	DL	Montori	Hughes	Montori Hughes	Hughes, Montori	Signed Reserve/Future Contract
15	January 9	DB	Kenny	Ladler	Kenny Ladler	Ladler, Kenny	Signed Reserve/Future Contract
16	January 19	OL	Orlando	Franklin	Orlando Franklin	Franklin, Orlando	Signed Reserve/Future Contract
17	January 25	LB	Mason	Foster	Mason Foster	Foster, Mason	Re-signed
18	February 14	S	Su'a	Cravens	Su'a Cravens	Cravens, Su'a	Reinstated from Reserve/Left Squad List
19	March 6	S	Deshazor	Everett	Deshazor Everett	Everett, Deshazor	Re-signed
20	March 6	T	Kevin	Bowen	Kevin Bowen	Bowen, Kevin	Waived
21	March 6	RB	Dare	Ogunbowale	Dare Ogunbowale	Ogunbowale, Dare	Waived
22	March 6	RB	Kenny	Hilliard	Kenny Hilliard	Hilliard, Kenny	Waived
23	March 12	K	Dustin	Hopkins	Dustin Hopkins	Hopkins, Dustin	Re-signed
24	March 14	CB	Kendall	Fuller	Kendall Fuller	Fuller, Kendall	Traded to Kansas City
25	March 14	QB	Alex	Smith	Alex Smith	Smith, Alex	Acquired from Kansas City via Trade
28	March 15	LB	Zach	Brown	Zach Brown	Brown, Zach	Re-signed
26	March 15	WR	Paul	Richardson	Paul Richardson	Richardson, Paul	Signed as Unrestricted Free Agent
27	March 15	QB	Alex	Smith	Alex Smith	Smith, Alex	Signed Multi-Year Contract Extension
29	March 16	P	Sam	Irwin-Hill	Sam Irwin-Hill	Irwin-Hill, Sam	Signed as Free Agent
30	March 16	WR	Brian	Quick	Brian Quick	Quick, Brian	Re-signed
31	March 19	CB	Orlando	Scandrick	Orlando Scandrick	Scandrick, Orlando	Signed as Free Agent
32	March 20		Kevin	O'Connell	Kevin O'Connell	O'Connell, Kevin	Promoted to Passing Game Coordinator
33	March 20		Phil	Rauscher	Phil Rauscher	Rauscher, Phil	Announced as Assistant Offensive Line Coach
34	March 26	LB	Pernell	McPhee	Pernell McPhee	McPhee, Pernell	Signed as Free Agent
35	March 29	S	Su'a	Cravens	Su'a Cravens	Cravens, Su'a	Traded to Denver
36	March 29	RB	LeShun	Daniels	LeShun Daniels	Daniels, LeShun	Waived
37	April 3	DL	Phil	Taylor Sr.	Phil Taylor Sr.	Taylor Sr., Phil	Re-signed
38	April 6	QB	Kevin	Hogan	Kevin Hogan	Hogan, Kevin	Acquired from Cleveland via Trade
39	April 9	QB	Stephen	Morris	Stephen Morris	Morris, Stephen	Waived
40	April 13	LB	Otha	Peters	Otha Peters	Peters, Otha	Waived
41	April 13	S	Orion	Stewart	Orion Stewart	Stewart, Orion	Waived
43	April 16	OL	Tony	Bergstrom	Tony Bergstrom	Bergstrom, Tony	Re-signed
42	April 16	T	Ty	Nsekhe	Ty Nsekhe	Nsekhe, Ty	Re-signed
44	April 16	G	Brandon	Scherff	Brandon Scherff	Scherff, Brandon	Fifth-Year Option Exercised
45	April 26	DL	Daron	Payne	Daron Payne	Payne, Daron	Draft Selection (Round 1, No. 13 Overall)
46	April 27	RB	Derrius	Guice	Derrius Guice	Guice, Derrius	Draft Selection (Round 2, No. 59 Overall)
47	April 27	T	Geron	Christian Sr.	Geron Christian Sr.	Christian Sr., Geron	Draft Selection (Round 3, No. 74 Overall)
48	April 28	S	Troy	Apke	Troy Apke	Apke, Troy	Draft Selection (Round 4, No. 109 Overall)
49	April 28	DL	Tim	Settle	Tim Settle	Settle, Tim	Draft Selection (Round 5, No. 163 Overall)
50	April 28	LB	Shaun Dion	Hamilton	Shaun Dion Hamilton	Hamilton, Shaun Dion	Draft Selection (Round 6, No. 197 Overall)
51	April 28	CB	Greg	Stroman	Greg Stroman	Stroman, Greg	Draft Selection (Round 7, No. 241 Overall)
52	April 28	WR	Trey	Quinn	Trey Quinn	Quinn, Trey	Draft Selection (Round 7, No. 256 Overall)
53	April 30	DL	A.J.	Francis	A.J. Francis	Francis, A.J.	Released
54	April 30	DL	Montori	Hughes	Montori Hughes	Hughes, Montori	Released
55	April 30	DL	Terrell	McClain	Terrell McClain	McClain, Terrell	Released
56	April 30	TE	Chris	Bazile	Chris Bazile	Bazile, Chris	Waived
57	April 30	LB	Cassanova	McKinzy	Cassanova McKinzy	McKinzy, Cassanova	Waived
58	April 30	DB	James	Sample	James Sample	Sample, James	Waived
59	May 2	S	Quin	Blanding	Quin Blanding	Blanding, Quin	Signed as College Free Agent
60	May 2	RB	Martez	Carter	Martez Carter	Carter, Martez	Signed as College Free Agent
61	May 2	WR	Simmie	Cobbs Jr.	Simmie Cobbs Jr.	Cobbs Jr., Simmie	Signed as College Free Agent
62	May 2	LB	Jerod	Fernandez	Jerod Fernandez	Fernandez, Jerod	Signed as College Free Agent
63	May 2	WR	Shay	Fields	Shay Fields	Fields, Shay	Signed as College Free Agent
64	May 2	TE	Matt	Flanagan	Matt Flanagan	Flanagan, Matt	Signed as College Free Agent
65	May 2	WR	Mikah	Holder	Mikah Holder	Holder, Mikah	Signed as College Free Agent
66	May 2	CB	Danny	Johnson	Danny Johnson	Johnson, Danny	Signed as College Free Agent
67	May 2	T	Timon	Parris	Timon Parris	Parris, Timon	Signed as College Free Agent
68	May 2	WR	De'Mornay	Pierson-El	De'Mornay Pierson-El	Pierson-El, De'Mornay	Signed as College Free Agent
69	May 2	WR	Cam	Sims	Cam Sims	Sims, Cam	Signed as College Free Agent
70	May 2	CB	Ranthony	Texada	Ranthony Texada	Texada, Ranthony	Signed as College Free Agent
71	May 2	FB	Elijah	Wellman	Elijah Wellman	Wellman, Elijah	Signed as College Free Agent
72	May 3	C	Sean	Welsh	Sean Welsh	Welsh, Sean	Signed as College Free Agent
73	May 3	OL	Orlando	Franklin	Orlando Franklin	Franklin, Orlando	Released
74	May 8	G	Shawn	Lauvao	Shawn Lauvao	Lauvao, Shawn	Re-signed
75	May 10	DL	Daron	Payne	Daron Payne	Payne, Daron	Signed Contract
76	May 10	RB	Derrius	Guice	Derrius Guice	Guice, Derrius	Signed Contract
77	May 10	S	Troy	Apke	Troy Apke	Apke, Troy	Signed Contract
78	May 10	DL	Tim	Settle	Tim Settle	Settle, Tim	Signed Contract
79	May 10	LB	Shaun Dion	Hamilton	Shaun Dion Hamilton	Hamilton, Shaun Dion	Signed Contract
80	May 10	CB	Greg	Stroman	Greg Stroman	Stroman, Greg	Signed Contract
81	May 10	WR	Trey	Quinn	Trey Quinn	Quinn, Trey	Signed Contract
82	May 14	WR	Mikah	Holder	Mikah Holder	Holder, Mikah	Waived
83	May 14	C	Sean	Welsh	Sean Welsh	Welsh, Sean	Waived (Designated Left Squad)
84	May 14	LB	Vontae	Diggs	Vontae Diggs	Diggs, Vontae	Signed as College Free Agent

NO.	DATE	POS	FIRST	LAST	NAME	FULL	TRANSACTION
85	May 14	C	Casey	Dunn	Casey Dunn	Dunn, Casey	Signed as College Free Agent
86	May 14	WR	Darvin	Kidsy	Darvin Kidsy	Kidsy, Darvin	Signed as College Free Agent
87	May 22	G	Isaiah	Williams	Isaiah Williams	Williams, Isaiah	Signed as Free Agent
88	May 22	G	Arie	Kouandjio	Arie Kouandjio	Kouandjio, Arie	Waived (Designated Injured)
89	May 30	TE	Garrett	Hudson	Garrett Hudson	Hudson, Garrett	Signed as College Free Agent
90	May 30	WR	De'Mornay	Pierson-El	De'Mornay Pierson-El	Pierson-El, De'Mornay	Waived
91	June 14	T	Geron	Christian Sr.	Geron Christian Sr.	Christian Sr., Geron	Signed Contract
92	July 11	CB	Adonis	Alexander	Adonis Alexander	Alexander, Adonis	Supplemnetal Draft Selection (Round 6)
93	July 13	CB	Adonis	Alexander	Adonis Alexander	Alexander, Adonis	Signed Contract
94	July 13	P	Sam	Irwin-Hill	Sam Irwin-Hill	Irwin-Hill, Sam	Waived
95	July 25	RB	Keith	Marshall	Keith Marshall	Marshall, Keith	Waived
96	July 25	DB	Prince Charles	Iworah	Prince Charles Iworah	Iworah, Prince Charles	Signed as Free Agent
97	August 1	OL	Alex	Balducci	Alex Balducci	Balducci, Alex	Waived
98	August 1	LB	Dadi	Nicolas	Dadi Nicolas	Nicolas, Dadi	Signed as Free Agent
99	August 6	LB	Alex	McCalister	Alex McCalister	McCalister, Alex	Waived (Designated Injured)
100	August 6	LB	Cassanova	McKinzy	Cassanova McKinzy	McKinzy, Cassanova	Signed as Free Agent
101	August 7	DL	Dante	Sawyer	Dante Sawyer	Sawyer, Dante	Signed as College Free Agent
102	August 7	DL	Tavaris	Barnes	Tavaris Barnes	Barnes, Tavaris	Waived (Designated Injured)
103	August 11	FB	Elijah	Wellman	Elijah Wellman	Wellman, Elijah	Waived (Designated Injured)
104	August 11	TE	Manasseh	Garner	Manasseh Garner	Garner, Manasseh	Placed on Reserve/Injured List
105	August 11	RB	Derrius	Guice	Derrius Guice	Guice, Derrius	Placed on Reserve/Injured List
106	August 11	TE	J.P.	Holtz	J.P. Holtz	Holtz, J.P.	Signed as Free Agent
107	August 11	LB	Jeff	Knox	Jeff Knox	Knox, Jeff	Signed as Free Agent
108	August 11	DL	Jalen	Wilkerson	Jalen Wilkerson	Wilkerson, Jalen	Signed as Free Agent
109	August 13	WR	Robert	Davis	Robert Davis	Davis, Robert	Placed on Reserve/Injured List
110	August 13	WR	Dan	Williams III	Dan Williams III	Williams III, Dan	Signed as Free Agent
111	August 14	CB	Orlando	Scandrick	Orlando Scandrick	Scandrick, Orlando	Released
112	August 14	LB	Alex	McCalister	Alex McCalister	McCalister, Alex	Waived from Reserve/Injured List with Settlement
113	August 18	RB	Martez	Carter	Martez Carter	Carter, Martez	Waived (Designated Injured)
114	August 18	LB	Jeff	Knox	Jeff Knox	Knox, Jeff	Waived
115	August 18	DE	Jalen	Wilkerson	Jalen Wilkerson	Wilkerson, Jalen	Waived
116	August 18	T	Kendall	Calhoun	Kendall Calhoun	Calhoun, Kendall	Signed as Free Agent
117	August 18	DB	Darius	Hillary	Darius Hillary	Hillary, Darius	Signed as Free Agent
118	August 18	WR	Allenzae	Staggers	Allenzae Staggers	Staggers, Allenzae	Signed as Free Agent
119	August 20	T	Cameron	Jefferson	Cameron Jefferson	Jefferson, Cameron	Waived (Designated Injured)
120	August 20	RB	Adrian	Peterson	Adrian Peterson	Peterson, Adrian	Signed as Free Agent
121	August 20	RB	De'Veon	Smith	De'Veon Smith	Smith, De'Veon	Signed as Free Agent
122	August 24	RB	Martez	Carter	Martez Carter	Carter, Martez	Waived from Reserve/Injured List with Settlement
123	August 24	OL	Cameron	Jefferson	Cameron Jefferson	Jefferson, Cameron	Waived from Reserve/Injured List with Settlement
124	August 24	RB	Elijah	Wellman	Elijah Wellman	Wellman, Elijah	Waived from Reserve/Injured List with Settlement
125	August 25	DB	Darius	Hillary	Darius Hillary	Hillary, Darius	Waived
126	August 25	DL	JoJo	Wicker	JoJo Wicker	Wicker, JoJo	Signed as Free Agent
127	August 26	WR	Allenzae	Staggers	Allenzae Staggers	Staggers, Allenzae	Waived
128	August 26	QB	Connor	Jessop	Connor Jessop	Jessop, Connor	Signed as Free Agent
129	September 1	CB	Quin	Blanding	Quin Blanding	Blanding, Quin	Waived
130	September 1	T	Kendall	Calhoun	Kendall Calhoun	Calhoun, Kendall	Waived
131	September 1	T	T.J.	Clemmings	T.J. Clemmings	Clemmings, T.J.	Waived
132	September 1	WR	Simmie	Cobbs Jr.	Simmie Cobbs Jr.	Cobbs Jr., Simmie	Waived
133	September 1	LB	Vontae	Diggs	Vontae Diggs	Diggs, Vontae	Waived
134	September 1	LB	Jerod	Fernandez	Jerod Fernandez	Fernandez, Jerod	Waived
135	September 1	WR	Shay	Fields	Shay Fields	Fields, Shay	Waived
136	September 1	TE	Matt	Flanagan	Matt Flanagan	Flanagan, Matt	Waived
137	September 1	QB	Kevin	Hogan	Kevin Hogan	Hogan, Kevin	Waived
138	September 1	TE	J.P.	Hotlz	J.P. Hotlz	Hotlz, J.P.	Waived
139	September 1	TE	Garrett	Hudson	Garrett Hudson	Hudson, Garrett	Waived
140	September 1	DB	Prince Charles	Iworah	Prince Charles Iworah	Iworah, Prince Charles	Waived
141	September 1	QB	Connor	Jessop	Connor Jessop	Jessop, Connor	Waived
142	September 1	G	Kyle	Kalis	Kyle Kalis	Kalis, Kyle	Waived
143	September 1	WR	Darvin	Kidsy	Darvin Kidsy	Kidsy, Darvin	Waived
144	September 1	T	John	Kling	John Kling	Kling, John	Waived
145	September 1	DB	Kenny	Ladler	Kenny Ladler	Ladler, Kenny	Waived
146	September 1	LB	Cassanova	McKinzy	Cassanova McKinzy	McKinzy, Cassanova	Waived
147	September 1	LB	Dadi	Nicolas	Dadi Nicolas	Nicolas, Dadi	Waived
148	September 1	T	Timon	Parris	Timon Parris	Parris, Timon	Waived
149	September 1	NT	Ondre	Pipkins	Ondre Pipkins	Pipkins, Ondre	Waived
150	September 1	LB	Pete	Robertson	Pete Robertson	Robertson, Pete	Waived
151	September 1	DE	Dante	Sawyer	Dante Sawyer	Sawyer, Dante	Waived
152	September 1	RB	De'Veon	Smith	De'Veon Smith	Smith, De'Veon	Waived
153	September 1	DB	Fish	Smithson	Fish Smithson	Smithson, Fish	Waived
154	September 1	LB	Martrell	Spaight	Martrell Spaight	Spaight, Martrell	Waived
155	September 1	DB	Ranthony	Texada	Ranthony Texada	Texada, Ranthony	Waived
156	September 1	DT	JoJo	Wicker	JoJo Wicker	Wicker, JoJo	Waived
157	September 1	WR	Daniel	Williams III	Daniel Williams III	Williams III, Daniel	Waived
158	September 1	G	Isaiah	Williams	Isaiah Williams	Williams, Isaiah	Waived
159	September 1	RB	Kapri	Bibbs	Kapri Bibbs	Bibbs, Kapri	Released
160	September 1	DL	Phil	Taylor Sr.	Phil Taylor Sr.	Taylor Sr. , Phil	Released
161	September 1	WR	Brian	Quick	Brian Quick	Quick, Brian	Released
162	September 1	C	Demetrius	Rhaney	Demetrius Rhaney	Rhaney , Demetrius	Released
163	September 1	G	Tyler	Catalina	Tyler Catalina	Catalina, Tyler	Placed on Reserve/Injured List
164	September 2	RB	Kapri	Bibbs	Kapri Bibbs	Bibbs, Kapri	Signed to Practice Squad
165	September 2	WR	Simmie	Cobbs Jr.	Simmie Cobbs Jr.	Cobbs Jr., Simmie	Signed to Practice Squad
166	September 2	TE	Matt	Flanagan	Matt Flanagan	Flanagan, Matt	Signed to Practice Squad
167	September 2	WR	Darvin	Kidsy	Darvin Kidsy	Kidsy, Darvin	Signed to Practice Squad
168	September 2	DB	Kenny	Ladler	Kenny Ladler	Ladler, Kenny	Signed to Practice Squad
169	September 2	LB	Cassanova	McKinzy	Cassanova McKinzy	McKinzy, Cassanova	Signed to Practice Squad

NO.	DATE	POS	FIRST	LAST	NAME	FULL	TRANSACTION
170	September 2	T	Timon	Parris	Timon Parris	Parris, Timon	Signed to Practice Squad
171	September 2	DT	JoJo	Wicker	JoJo Wicker	Wicker, JoJo	Signed to Practice Squad
172	September 2	DT	Caushaud	Lyons	Caushaud Lyons	Lyons, Caushaud	Signed to Practice Squad
173	September 2	QB	Nic	Shimonek	Nic Shimonek	Shimonek, Nic	Signed to Practice Squad
174	September 2	DT	Caleb	Brantley	Caleb Brantley	Brantley, Caleb	Signed as a Free Agent
175	September 2	DE	Anthony	Lanier	Anthony Lanier	Lanier, Anthony	Waived (Designated Injured)
176	September 3	DT	Caushaud	Lyons	Caushaud Lyons	Lyons, Caushaud	Released from Practice Squad
177	September 5	WR	Jehu	Chesson	Jehu Chesson	Chesson, Jehu	Signed to Practice Squad
178	September 5	TE	J.P.	Holtz	J.P. Holtz	Holtz, J.P.	Signed to Practice Squad
179	September 5	QB	Nic	Shimonek	Nic Shimonek	Shimonek, Nic	Released from Practice Squad
180	September 5	LB	Josh	Keyes	Josh Keyes	Keyes, Josh	Signed as Free Agent
181	September 5	RB	Byron	Marshall	Byron Marshall	Marshall, Byron	Placed on Reserve/Injured List
182	September 11	LB	Josh	Keyes	Josh Keyes	Keyes, Josh	Waived
183	September 11	WR	Brian	Quick	Brian Quick	Quick, Brian	Signed as a Free Agent
184	September 11	DB	Kenny	Ladler	Kenny Ladler	Ladler, Kenny	Signed to Active Roster from Practice Squad
185	September 11	WR	Cam	Sims	Cam Sims	Sims, Cam	Placed on Reserve/Injured List
186	September 11	WR	Teo	Redding	Teo Redding	Redding, Teo	Signed to Practice Squad
187	September 12	WR	Trey	Quinn	Trey Quinn	Quinn, Trey	Placed on Reserve/Injured List
188	September 12	WR	Jehu	Chesson	Jehu Chesson	Chesson, Jehu	Signed to Active Roster from Practice Squad
189	September 12	S	Jeremy	Reaves	Jeremy Reaves	Reaves, Jeremy	Signed to Practice Squad
190	September 17	WR	Jehu	Chesson	Jehu Chesson	Chesson, Jehu	Waived
191	September 18	WR	Michael	Floyd	Michael Floyd	Floyd, Michael	Signed as Free Agent
192	September 18	WR	Breshad	Perriman	Breshad Perriman	Perriman, Breshad	Signed as Free Agent
193	September 18	WR	Teo	Redding	Teo Redding	Redding, Teo	Released from Practice Squad
194	September 18	S	Jeremy	Reaves	Jeremy Reaves	Reaves, Jeremy	Released from Practice Squad
195	September 18	RB	Rob	Kelley	Rob Kelley	Kelley, Rob	Placed on Reserve/Injured List
196	September 18	WR	Jehu	Chesson	Jehu Chesson	Chesson, Jehu	Signed to Practice Squad
197	September 18	T	Chris	Durant	Chris Durant	Durant, Chris	Signed to Practice Squad
198	September 22	WR	Breshad	Perriman	Breshad Perriman	Perriman, Breshad	Waived
199	September 22	RB	Kapri	Bibbs	Kapri Bibbs	Bibbs, Kapri	Signed to Active Roster from Practice Squad
200	October 2	RB	Mack	Brown	Mack Brown	Brown, Mack	Signed to Practice Squad
201	October 9	T	Chris	Durant	Chris Durant	Durant, Chris	Released from Practice Squad
202	October 9	T	Justin	Evans	Justin Evans	Evans, Justin	Signed to Practice Squad
203	October 16	DE	Ziggy	Hood	Ziggy Hood	Hood, Ziggy	Released
204	October 18	WR	Jehu	Chesson	Jehu Chesson	Chesson, Jehu	Signed to Active Roster from Practice Squad
205	October 22	S	Jeremy	Reaves	Jeremy Reaves	Reaves, Jeremy	Signed to Practice Squad
206	October 29	S	Troy	Apke	Troy Apke	Apke, Troy	Placed on Reserve/Injured List
207	October 29	LB	Cassanova	McKinzy	Cassanova McKinzy	McKinzy, Cassanova	Signed to Active Roster from Practice Squad
208	October 29	DB	Jason	Thompson	Jason Thompson	Thompson, Jason	Signed to Practice Squad
209	October 30	S	Ha Ha	Clinton-Dix	Ha Ha Clinton-Dix	Clinton-Dix, Ha Ha	Acquired from Green Bay via trade
210	October 30	LB	Cassanova	McKinzy	Cassanova McKinzy	McKinzy, Cassanova	Waived
211	October 30	DB	Jason	Thompson	Jason Thompson	Thompson, Jason	Released from Practice Squad
212	October 31	LB	Cassanova	McKinzy	Cassanova McKinzy	McKinzy, Cassanova	Signed to Practice Squad
213	November 5	G	Brandon	Scherff	Brandon Scherff	Scherff, Brandon	Placed on Reserve/Injured List
214	November 5	G	Shawn	Lauvao	Shawn Lauvao	Lauvao, Shawn	Placed on Reserve/Injured List
215	November 5	WR	Paul	Richardson Jr.	Paul Richardson Jr.	Richardson Jr., Paul	Placed on Reserve/Injured List
216	November 5	G	Jonathan	Cooper	Jonathan Cooper	Cooper, Jonathan	Signed as Free Agent
217	November 5	G	Luke	Bowanko	Luke Bowanko	Bowanko, Luke	Signed as Free Agent
218	November 5	T	Austin	Howard	Austin Howard	Howard, Austin	Signed as Free Agent

2018 WASHINGTON REDSKINS TRANSACTIONS
(BY DATE)

DATE	POS	NAME	TRANSACTION
January 1	CB	Quinton Dunbar	Signed Multi-Year Contract Extension
January 1	OL	Alex Balducci	Signed Reserve/Future Contract
January 1	DL	Tavaris Barnes	Signed Reserve/Future Contract
January 1	TE	Chris Bazile	Signed Reserve/Future Contract
January 1	RB	Kenny Hilliard	Signed Reserve/Future Contract
January 1	OL	Cameron Jefferson	Signed Reserve/Future Contract
January 1	OL	John Kling	Signed Reserve/Future Contract
January 1	LB	Alex McCalister	Signed Reserve/Future Contract
January 1	LB	Cassanova McKinzy	Signed Reserve/Future Contract
January 1	DL	Ondre Pipkins	Signed Reserve/Future Contract
January 1	DB	James Sample	Signed Reserve/Future Contract
January 1	S	Orion Stewart	Signed Reserve/Future Contract
January 2	QB	Stephen Morris	Signed Reserve/Future Contract
January 3	DL	Montori Hughes	Signed Reserve/Future Contract
January 9	DB	Kenny Ladler	Signed Reserve/Future Contract
January 19	OL	Orlando Franklin	Signed Reserve/Future Contract
January 25	LB	Mason Foster	Re-signed
February 14	S	Su'a Cravens	Reinstated from Reserve/Left Squad List
March 6	S	Deshazor Everett	Re-signed
March 6	T	Kevin Bowen	Waived
March 6	RB	Dare Ogunbowale	Waived
March 6	RB	Kenny Hilliard	Waived
March 12	K	Dustin Hopkins	Re-signed
March 14	CB	Kendall Fuller	Traded to Kansas City
March 14	QB	Alex Smith	Acquired from Kansas City via Trade
March 15	LB	Zach Brown	Re-signed
March 15	WR	Paul Richardson	Signed as Unrestricted Free Agent
March 15	QB	Alex Smith	Signed Multi-Year Contract Extension
March 16	P	Sam Irwin-Hill	Signed as Free Agent
March 16	WR	Brian Quick	Re-signed
March 19	CB	Orlando Scandrick	Signed as Free Agent
March 20		Kevin O'Connell	Promoted to Passing Game Coordinator
March 20		Phil Rauscher	Announced as Assistant Offensive Line Coach
March 26	LB	Pernell McPhee	Signed as Free Agent
March 29	S	Su'a Cravens	Traded to Denver
March 29	RB	LeShun Daniels	Waived
April 3	DL	Phil Taylor Sr.	Re-signed
April 6	QB	Kevin Hogan	Acquired from Cleveland via Trade
April 9	QB	Stephen Morris	Waived
April 13	LB	Otha Peters	Waived
April 13	S	Orion Stewart	Waived
April 16	OL	Tony Bergstrom	Re-signed
April 16	T	Ty Nsekhe	Re-signed
April 16	G	Brandon Scherff	Fifth-Year Option Exercised
April 26	DL	Daron Payne	Draft Selection (Round 1, No. 13 Overall)
April 27	RB	Derrius Guice	Draft Selection (Round 2, No. 59 Overall)
April 27	T	Geron Christian Sr.	Draft Selection (Round 3, No. 74 Overall)
April 28	S	Troy Apke	Draft Selection (Round 4, No. 109 Overall)
April 28	DL	Tim Settle	Draft Selection (Round 5, No. 163 Overall)
April 28	LB	Shaun Dion Hamilton	Draft Selection (Round 6, No. 197 Overall)

2018 WASHINGTON REDSKINS TRANSACTIONS
(BY DATE)

DATE	POS	NAME	TRANSACTION
April 28	CB	Greg Stroman	Draft Selection (Round 7, No. 241 Overall)
April 28	WR	Trey Quinn	Draft Selection (Round 7, No. 256 Overall)
April 30	DL	A.J. Francis	Released
April 30	DL	Montori Hughes	Released
April 30	DL	Terrell McClain	Released
April 30	TE	Chris Bazile	Waived
April 30	LB	Cassanova McKinzy	Waived
April 30	DB	James Sample	Waived
May 2	S	Quin Blanding	Signed as College Free Agent
May 2	RB	Martez Carter	Signed as College Free Agent
May 2	WR	Simmie Cobbs Jr.	Signed as College Free Agent
May 2	LB	Jerod Fernandez	Signed as College Free Agent
May 2	WR	Shay Fields	Signed as College Free Agent
May 2	TE	Matt Flanagan	Signed as College Free Agent
May 2	WR	Mikah Holder	Signed as College Free Agent
May 2	CB	Danny Johnson	Signed as College Free Agent
May 2	T	Timon Parris	Signed as College Free Agent
May 2	WR	De'Mornay Pierson-El	Signed as College Free Agent
May 2	WR	Cam Sims	Signed as College Free Agent
May 2	CB	Ranthony Texada	Signed as College Free Agent
May 2	FB	Elijah Wellman	Signed as College Free Agent
May 3	C	Sean Welsh	Signed as College Free Agent
May 3	OL	Orlando Franklin	Released
May 8	G	Shawn Lauvao	Re-signed
May 10	DL	Daron Payne	Signed Contract
May 10	RB	Derrius Guice	Signed Contract
May 10	S	Troy Apke	Signed Contract
May 10	DL	Tim Settle	Signed Contract
May 10	LB	Shaun Dion Hamilton	Signed Contract
May 10	CB	Greg Stroman	Signed Contract
May 10	WR	Trey Quinn	Signed Contract
May 14	WR	Mikah Holder	Waived
May 14	C	Sean Welsh	Waived (Designated Left Squad)
May 14	LB	Vontae Diggs	Signed as College Free Agent
May 14	C	Casey Dunn	Signed as College Free Agent
May 14	WR	Darvin Kidsy	Signed as College Free Agent
May 22	G	Isaiah Williams	Signed as Free Agent
May 22	G	Arie Kouandjio	Waived (Designated Injured)
May 30	TE	Garrett Hudson	Signed as College Free Agent
May 30	WR	De'Mornay Pierson-El	Waived
June 14	T	Geron Christian Sr.	Signed Contract
July 11	CB	Adonis Alexander	Supplemental Draft Selection (Round 6)
July 13	CB	Adonis Alexander	Signed Contract
July 13	P	Sam Irwin-Hill	Waived
July 25	RB	Keith Marshall	Waived
July 25	DB	Prince Charles Iworah	Signed as Free Agent
August 1	OL	Alex Balducci	Waived
August 1	LB	Dadi Nicolas	Signed as Free Agent
August 6	LB	Alex McCalister	Waived
August 6	LB	Cassanova McKinzy	Signed as Free Agent

2018 WASHINGTON REDSKINS TRANSACTIONS
(BY DATE)

DATE	POS	NAME	TRANSACTION
August 7	DL	Dante Sawyer	Signed as College Free Agent
August 7	DL	Tavaris Barnes	Waived (Designated Injured)
August 11	FB	Elijah Wellman	Waived (Designated Injured)
August 11	TE	Manasseh Garner	Placed on Reserve/Injured List
August 11	RB	Derrius Guice	Placed on Reserve/Injured List
August 11	TE	J.P. Holtz	Signed as Free Agent
August 11	LB	Jeff Knox	Signed as Free Agent
August 11	DL	Jalen Wilkerson	Signed as Free Agent
August 13	WR	Robert Davis	Placed on Reserve/Injured List
August 13	WR	Dan Williams III	Signed as Free Agent
August 14	CB	Orlando Scandrick	Released
August 14	LB	Alex McCalister	Waived from Reserve/Injured List with Settlement
August 18	RB	Martez Carter	Waived (Designated Injured)
August 18	LB	Jeff Knox	Waived
August 18	DE	Jalen Wilkerson	Waived
August 18	T	Kendall Calhoun	Signed as Free Agent
August 18	CB	Darius Hillary	Signed as Free Agent
August 18	WR	Allenzae Staggers	Signed as Free Agent
August 20	T	Cameron Jefferson	Waived (Designated Injured)
August 20	RB	Adrian Peterson	Signed as Free Agent
August 20	RB	De'Veon Smith	Signed as Free Agent
August 24	RB	Martez Carter	Waived from Reserve/Injured List with Settlement
August 24	OL	Cameron Jefferson	Waived from Reserve/Injured List with Settlement
August 24	RB	Elijah Wellman	Waived from Reserve/Injured List with Settlement
August 25	CB	Darius Hillary	Waived
August 25	DL	JoJo Wicker	Signed as Free Agent
August 26	WR	Allenzae Staggers	Waived
August 26	QB	Connor Jessop	Signed as Free Agent
September 1	CB	Quin Blanding	Waived
September 1	T	Kendall Calhoun	Waived
September 1	T	T.J. Clemmings	Waived
September 1	WR	Simmie Cobbs Jr.	Waived
September 1	LB	Vontae Diggs	Waived
September 1	LB	Jerod Fernandez	Waived
September 1	WR	Shay Fields	Waived
September 1	TE	Matt Flanagan	Waived
September 1	QB	Kevin Hogan	Waived
September 1	TE	J.P. Hotlz	Waived
September 1	TE	Garrett Hudson	Waived
September 1	DB	Prince Charles Iworah	Waived
September 1	QB	Connor Jessop	Waived
September 1	G	Kyle Kalis	Waived
September 1	WR	Darvin Kidsy	Waived
September 1	T	John Kling	Waived
September 1	DB	Kenny Ladler	Waived
September 1	LB	Cassanova McKinzy	Waived
September 1	LB	Dadi Nicolas	Waived
September 1	T	Timon Parris	Waived
September 1	NT	Ondre Pipkins	Waived
September 1	LB	Pete Robertson	Waived

2018 WASHINGTON REDSKINS TRANSACTIONS
(BY DATE)

DATE	POS	NAME	TRANSACTION
September 1	DE	Dante Sawyer	Waived
September 1	RB	De'Veon Smith	Waived
September 1	DB	Fish Smithson	Waived
September 1	LB	Martrell Spaight	Waived
September 1	DB	Ranthony Texada	Waived
September 1	DT	JoJo Wicker	Waived
September 1	WR	Daniel Williams III	Waived
September 1	G	Isaiah Williams	Waived
September 1	RB	Kapri Bibbs	Released
September 1	DL	Phil Taylor Sr.	Released
September 1	WR	Brian Quick	Released
September 1	C	Demetrius Rhaney	Released
September 1	G	Tyler Catalina	Placed on Reserve/Injured List
September 2	RB	Kapri Bibbs	Signed to Practice Squad
September 2	WR	Simmie Cobbs Jr.	Signed to Practice Squad
September 2	TE	Matt Flanagan	Signed to Practice Squad
September 2	WR	Darvin Kidsy	Signed to Practice Squad
September 2	DB	Kenny Ladler	Signed to Practice Squad
September 2	LB	Cassanova McKinzy	Signed to Practice Squad
September 2	T	Timon Parris	Signed to Practice Squad
September 2	DT	JoJo Wicker	Signed to Practice Squad
September 2	DT	Caushaud Lyons	Signed to Practice Squad
September 2	QB	Nic Shimonek	Signed to Practice Squad
September 2	DT	Caleb Brantley	Signed as a Free Agent
September 2	DE	Anthony Lanier	Waived (Designated Injured)
September 3	DT	Caushaud Lyons	Released from Practice Squad
September 5	WR	Jehu Chesson	Signed to Practice Squad
September 5	TE	J.P. Holtz	Signed to Practice Squad
September 5	QB	Nic Shimonek	Released from Practice Squad
September 5	LB	Josh Keyes	Signed as Free Agent
September 5	RB	Byron Marshall	Placed on Reserve/Injured List
September 11	WR	Cam Sims	Placed on Reserve/Injured List
September 11	DB	Kenny Ladler	Signed to Active Roster from Practice Squad
September 11	LB	Josh Keyes	Waived
September 11	WR	Brian Quick	Signed as a Free Agent
September 11	WR	Teo Redding	Signed to Practice Squad
September 12	WR	Trey Quinn	Placed on Reserve/Injured List
September 12	WR	Jehu Chesson	Signed to Active Roster from Practice Squad
September 12	S	Jeremy Reaves	Signed to Practice Squad
September 17	WR	Jehu Chesson	Waived
September 18	WR	Michael Floyed	Signed as a Free Agent
September 18	WR	Breshad Perriman	Signed as a Free Agent
September 18	WR	Teo Redding	Released from Practice Squad
September 18	S	Jeremy Reaves	Released from Practice Squad
September 18	RB	Rob Kelley	Placed on Reserve/Injured List
September 18	T	Chris Durant	Signed to Practice Squad
September 18	WR	Jehu Chesson	Signed to Practice Squad
September 22	WR	Breshad Perriman	Waived
September 22	RB	Kapri Bibbs	Signed to Active Roster from Practice Squad
October 2	RB	Mack Brown	Signed to Practice Squad

2018 WASHINGTON REDSKINS TRANSACTIONS
(BY DATE)

DATE	POS	NAME	TRANSACTION
October 9	T	Chris Durant	Released from Practice Squad
October 9	T	Justin Evans	Signed to Practice Squad
October 16	DE	Ziggy Hood	Released
October 18	WR	Jehu Chesson	Signed to Active Roster from Practice Squad
October 22	S	Jeremy Reaves	Signed to Practice Squad
October 29	S	Troy Apke	Placed on Reserve/Injured List
October 29	LB	Cassanova McKinzy	Signed to Active Roster from Practice Squad
October 29	DB	Jason Thompson	Signed to Practice Squad
October 30	S	Ha Ha Clinton-Dix	Acquired from Green Bay via trade
October 30	LB	Cassanova McKinzy	Waived
October 30	DB	Jason Thompson	Released from Practice Squad
October 31	LB	Cassanova McKinzy	Signed to Practice Squad
November 5	G	Brandon Scherff	Placed on Reserve/Injured List
November 5	G	Shawn Lauvao	Placed on Reserve/Injured List
November 5	WR	Paul Richardson	Placed on Reserve/Injured List
November 5	G	Jonathan Cooper	Signed as Free Agent
November 5	G	Luke Bowanko	Signed as Free Agent
November 5	T	Austin Howard	Signed as Free Agent

2018 WASHINGTON REDSKINS TRANSACTIONS**(BY NAME)**

NAME	POS	TRANSACTION	DATE
Alexander, Adonis	CB	Supplemental Draft Selection (Round 6)	July 11
Alexander, Adonis	CB	Supplemental Draft Selection (Round 6)	July 13
Apke, Troy	S	Draft Selection (Round 4, No. 109 Overall)	April 28
Apke, Troy	S	Signed Contract	May 10
Apke, Troy	S	Placed on Reserve/Injured List	October 29
Balducci, Alex	OL	Signed Reserve/Future Contract	January 1
Balducci, Alex	OL	Waived	August 1
Barnes, Tavaris	DL	Signed Reserve/Future Contract	January 1
Barnes, Tavaris	DL	Waived (Designated Injured)	August 7
Bazile, Chris	TE	Signed Reserve/Future Contract	January 1
Bazile, Chris	TE	Waived	April 30
Bergstrom, Tony	OL	Re-signed	April 16
Bibbs, Kapri	RB	Released	September 1
Bibbs, Kapri	RB	Signed to Practice Squad	September 2
Bibbs, Kapri	RB	Signed to Active Roster from Practice Squad	September 22
Blanding, Quin	S	Signed as College Free Agent	May 2
Blanding, Quin	S	Waived	September 1
Bowanko, Luke	G	Signed as Free Agent	November 5
Bowen, Kevin	T	Waived	March 6
Brantley, Caleb	DT	Signed as Free Agent	September 2
Brown, Mack	RB	Signed to Practice Squad	October 2
Brown, Zach	LB	Re-signed	March 15
Calhoun, Kendall	T	Signed as Free Agent	August 18
Calhoun, Kendall	T	Waived	September 1
Catalina, Tyler	G	Placed on Reserve/Injured List	September 1
Carter, Martez	RB	Signed as College Free Agent	May 2
Carter, Martez	RB	Waived (Designated Injured)	August 18
Carter, Martez	RB	Waived from Reserve/Injured List with Settlement	August 24
Chesson, Jehu	WR	Signed to Practice Squad	September 5
Chesson, Jehu	WR	Signed to Active Roster from Practice Squad	September 12
Chesson, Jehu	WR	Waived	September 17
Chesson, Jehu	WR	Signed to Practice Squad	September 18
Chesson, Jehu	WR	Signed to Active Roster from Practice Squad	October 18
Christian Sr., Geron	T	Draft Selection (Round 3, No. 74 Overall)	April 27
Christian Sr., Geron	T	Signed Contract	June 14
Clemmings, T.J.	T	Waived	September 1
Clinton-Dix Ha Ha	S	Acquired from Green Bay via trade	October 30
Cobbs Jr., Simmie	WR	Signed as College Free Agent	May 2
Cobbs Jr., Simmie	WR	Waived	September 1
Cobbs Jr., Simmie	WR	Signed to Practice Squad	September 2
Cooper, Jonathan	G	Signed as Free Agent	November 5
Cravens, Su'a	S	Reinstated from Reserve/Left Squad List	February 14
Cravens, Su'a	S	Traded to Denver	March 29
Daniels, LeShun	RB	Waived	March 29
Davis, Robert	WR	Placed on Reserve/Injured List	August 13
Diggs, Vontae	LB	Signed as College Free Agent	May 14
Diggs, Vontae	LB	Waived	September 1
Dunbar, Quinton	CB	Signed Multi-Year Contract Extension	January 1

2018 WASHINGTON REDSKINS TRANSACTIONS**(BY NAME)**

NAME	POS	TRANSACTION	DATE
Dunn, Casey	C	Signed as College Free Agent	May 14
Durant, Chris	T	Signed to Practice Squad	September 18
Durant, Chris	T	Released from Practice Squad	October 9
Evans, Justin	T	Signed to Practice Squad	October 9
Everett, Deshazor	S	Re-signed	March 6
Fernandez, Jerod	LB	Signed as College Free Agent	May 2
Fernandez, Jerod	LB	Waived	September 1
Fields, Shay	WR	Signed as College Free Agent	May 2
Fields, Shay	WR	Waived	September 1
Flanagan, Matt	TE	Signed as College Free Agent	May 2
Flanagan, Matt	TE	Waived	September 1
Flanagan, Matt	TE	Signed to Practice Squad	September 2
Floyd, Michael	WR	Signed as Free Agent	September 18
Foster, Mason	LB	Re-signed	January 25
Francis, A.J.	DL	Released	April 30
Franklin, Orlando	OL	Signed Reserve/Future Contract	January 19
Franklin, Orlando	OL	Released	May 3
Fuller, Kendall	CB	Traded to Kansas City	March 14
Garner, Manasseh	TE	Placed on Reserve/Injured List	August 11
Guice, Derrius	RB	Draft Selection (Round 2, No. 59 Overall)	April 27
Guice, Derrius	RB	Signed Contract	May 10
Guice, Derrius	RB	Placed on Reserve/Injured List	August 11
Hamilton, Shaun Dion	LB	Draft Selection (Round 6, No. 197 Overall)	April 28
Hamilton, Shaun Dion	LB	Signed Contract	May 10
Hillary, Darius	CB	Signed as Free Agent	August 18
Hillary, Darius	CB	Waived	August 25
Hilliard, Kenny	RB	Signed Reserve/Future Contract	January 1
Hilliard, Kenny	RB	Waived	March 6
Hogan, Kevin	QB	Acquired from Cleveland via Trade	April 6
Hogan, Kevin	QB	Waived	September 1
Holder, Mikah	WR	Signed as College Free Agent	May 2
Holder, Mikah	WR	Waived	May 14
Holtz, J.P.	TE	Signed as Free Agent	August 11
Holtz, J.P.	TE	Waived	September 1
Holtz, J.P.	TE	Signed to Practice Squad	September 5
Hood, Ziggy	DE	Released	October 17
Hopkins, Dustin	K	Re-signed	March 12
Howard, Austin	T	Signed as Free Agent	November 5
Hudson, Garrett	TE	Signed as College Free Agent	May 30
Hudson, Garrett	TE	Waived	September 1
Hughes, Montori	DL	Signed Reserve/Future Contract	January 3
Hughes, Montori	DL	Released	April 30
Irwin-Hill, Sam	P	Signed as Free Agent	March 16
Irwin-Hill, Sam	P	Waived	July 13
Iworah, Prince Charles	DB	Signed as Free Agent	July 25
Iworah, Prince Charles	DB	Waived	September 1
Jefferson, Cameron	OL	Signed Reserve/Future Contract	January 1
Jefferson, Cameron	OL	Waived (Designated Injured)	August 20

2018 WASHINGTON REDSKINS TRANSACTIONS**(BY NAME)**

NAME	POS	TRANSACTION	DATE
Jefferson, Cameron	OL	Waived from Reserve/Injured List with Settlement	August 24
Jessop, Connor	QB	Signed as Free Agent	August 26
Jessop, Connor	QB	Waived	September 1
Johnson, Danny	CB	Signed as College Free Agent	May 2
Kalis, Kyle	G	Waived	September 1
Kelley, Rob	RB	Placed on Reserve/Injured List	September 18
Keyes, Josh	LB	Signed as Free Agent	September 5
Keyes, Josh	LB	Waived	September 11
Kidsy, Darvin	WR	Signed as College Free Agent	May 14
Kidsy, Darvin	WR	Waived	September 1
Kidsy, Darvin	WR	Signed to Practice Squad	September 2
Kling, John	OL	Signed Reserve/Future Contract	January 1
Kling, John	OL	Waived	September 1
Knox, Jeff	LB	Signed as Free Agent	August 11
Knox, Jeff	LB	Waived	August 18
Kouandjio, Arie	G	Waived (Designated Injured)	May 22
Ladler, Kenny	DB	Signed Reserve/Future Contract	January 9
Ladler, Kenny	DB	Waived	September 1
Ladler, Kenny	DB	Signed to Practice Squad	September 2
Ladler, Kenny	DB	Signed to Active Roster from Practice Squad	September 11
Lanier, Anthony	DE	Waived (Designated Injured)	September 2
Lauvao, Shawn	G	Re-signed	May 8
Lauvao, Shawn	G	Placed on Reserve/Injured List	November 5
Lyons, Caushaud	DT	Signed to Practice Squad	September 2
Lyons, Caushaud	DT	Released from Practice Squad	September 3
Marshall, Byron	RB	Placed on Reserve/Injured List	September 5
Marshall, Keith	RB	Waived	July 25
McCalister, Alex	LB	Signed Reserve/Future Contract	January 1
McCalister, Alex	LB	Waived	August 6
McCalister, Alex	LB	Waived from Reserve/Injured List with Settlement	August 14
McClain, Terrell	DL	Released	April 30
McKinzy, Cassanova	LB	Signed Reserve/Future Contract	January 1
McKinzy, Cassanova	LB	Waived	April 30
McKinzy, Cassanova	LB	Signed as Free Agent	August 6
McKinzy, Cassanova	LB	Waived	September 1
McKinzy, Cassanova	LB	Signed to Practice Squad	September 2
McKinzy, Cassanova	LB	Signed to Active Roster from Practice Squad	October 29
McKinzy, Cassanova	LB	Waived	October 30
McKinzy, Cassanova	LB	Signed to Practice Squad	October 31
McPhee, Pernell	LB	Signed as Free Agent	March 26
Morris, Stephen	QB	Signed Reserve/Future Contract	January 2
Morris, Stephen	QB	Waived	April 9
Nicolas, Dadi	LB	Signed as Free Agent	August 1
Nicolas, Dadi	LB	Waived	September 1
Nsekhe, Ty	T	Re-signed	April 16
O'Connell, Kevin		Promoted to Passing Game Coordinator	March 20
Ogunbowale, Dare	RB	Waived	March 6
Parris, Timon	T	Signed as College Free Agent	May 2

2018 WASHINGTON REDSKINS TRANSACTIONS**(BY NAME)**

NAME	POS	TRANSACTION	DATE
Parris, Timon	T	Waived	September 1
Parris, Timon	T	Signed to Practice Squad	September 2
Payne, Daron	DL	Draft Selection (Round 1, No. 13 Overall)	April 26
Payne, Daron	DL	Signed Contract	May 10
Perriman, Breshad	WR	Signed as Free Agent	September 18
Perriman, Breshad	WR	Waived	September 22
Peters, Otha	LB	Waived	April 13
Peterson, Adrian	RB	Signed as Free Agent	August 20
Pierson-El, De'Mornay	WR	Signed as College Free Agent	May 2
Pierson-El, De'Mornay	WR	Waived	May 30
Pipkins, Ondre	DL	Signed Reserve/Future Contract	January 1
Pipkins, Ondre	DL	Waived	September 1
Quick, Brian	WR	Re-signed	March 16
Quick, Brian	WR	Released	September 1
Quick, Brian	WR	Signed as Free Agent	September 11
Quinn, Trey	WR	Draft Selection (Round 7, No. 256 Overall)	April 28
Quinn, Trey	WR	Signed Contract	May 10
Quinn, Trey	WR	Placed on Reserve/Injured List	September 12
Rauscher, Phil		Announced as Assistant Offensive Line Coach	March 20
Reaves, Jeremy	S	Signed to Practice Squad	September 12
Reaves, Jeremy	S	Released from Practice Squad	September 18
Reaves, Jeremy	S	Signed to Practice Squad	October 22
Redding, Teo	WR	Signed to Practice Squad	September 11
Redding, Teo	WR	Released from Practice Squad	September 18
Rhaney, Demetrius	C	Released	September 1
Richardson, Paul	WR	Signed as Unrestricted Free Agent	March 15
Richardson, Paul	WR	Placed on Reserve/Injured List	November 5
Robertson, Pete	LB	Waived	September 1
Sample, James	DB	Signed Reserve/Future Contract	January 1
Sample, James	DB	Waived	April 30
Sawyer, Dante	DL	Signed as College Free Agent	August 7
Sawyer, Dante	DL	Waived	September
Scandrick, Orlando	CB	Signed as Free Agent	March 19
Scandrick, Orlando	CB	Released	August 14
Scherff, Brandon	G	Fifth-Year Option Exercised	April 16
Scherff, Brandon	G	Placed on Reserve/Injured List	November 5
Settle, Tim	DL	Draft Selection (Round 5, No. 163 Overall)	April 28
Settle, Tim	DL	Signed Contract	May 10
Shimonek, Nic	QB	Signed to Practice Squad	September 2
Shimonek, Nic	QB	Released from Practice Squad	September 5
Sims, Cam	WR	Signed as College Free Agent	May 2
Sims, Cam	WR	Placed on Reserve/Injured List	September 11
Smith, Alex	QB	Acquired from Kansas City via Trade	March 14
Smith, Alex	QB	Signed Multi-Year Contract Extension	March 15
Smith, De'Veon	RB	Signed as Free Agent	August 20
Smith, De'Veon	RB	Waived	September 1
Smithson, Fish	DB	Waived	September 1
Spaight, Martrell	LB	Waived	September 1

2018 WASHINGTON REDSKINS TRANSACTIONS**(BY NAME)**

NAME	POS	TRANSACTION	DATE
Staggers, Allenzae	WR	Signed as Free Agent	August 18
Staggers, Allenzae	WR	Waived	August 26
Stewart, Orion	S	Signed Reserve/Future Contract	January 1
Stewart, Orion	S	Waived	April 13
Stroman, Greg	CB	Draft Selection (Round 7, No. 241 Overall)	April 28
Stroman, Greg	CB	Signed Contract	May 10
Taylor Sr., Phil	DL	Re-signed	April 3
Taylor Sr., Phil	DL	Released	September 1
Texada, Ranthony	CB	Signed as College Free Agent	May 2
Texada, Ranthony	CB	Waived	September 1
Thompson, Jason	DB	Signed to Practice Squad	October 29
Thompson, Jason	DB	Released from Practice Squad	October 30
Wellman, Elijah	FB	Signed as College Free Agent	May 2
Wellman, Elijah	FB	Waived (Designated Injured)	August 11
Wellman, Elijah	FB	Waived from Reserve/Injured List with Settlement	August 24
Welsh, Sean	C	Signed as College Free Agent	May 3
Welsh, Sean	C	Waived (Designated Left Squad)	May 14
Wicker, JoJo	DL	Signed as Free Agent	August 26
Wicker, JoJo	DL	Waived	September 1
Wicker, JoJo	DL	Signed to Practice Squad	September 2
Williams II, Dan	WR	Signed as Free Agent	August 13
Williams II, Dan	WR	Waived	September 1
Wilkerson, Jalen	DL	Signed as Free Agent	August 11
Wilkerson, Jalen	DL	Waived	August 18
Williams, Isaiah	G	Signed as Free Agent	May 22
Williams, Isaiah	G	Waived	September 1

2018 WASHINGTON REDSKINS TRANSACTIONS
(BY POSITION)

NAME	POS	TRANSACTION	DATE
QUARTERBACKS			
Hogan, Kevin	QB	Acquired from Cleveland via Trade	April 6
Hogan, Kevin	QB	Waived	September 1
Jessop, Connor	QB	Signed as Free Agent	August 26
Jessop, Connor	QB	Waived	September 1
Morris, Stephen	QB	Signed Reserve/Future Contract	January 2
Morris, Stephen	QB	Waived	April 9
Shimonek, Nic	QB	Signed to Practice Squad	September 2
Shimonek, Nic	QB	Released from Practice Squad	September 5
Smith, Alex	QB	Acquired from Kansas City via Trade	March 14
Smith, Alex	QB	Signed Multi-Year Contract Extension	March 15
RUNNING BACKS/FULLBACKS			
Bibbs, Kapri	RB	Released	September 1
Bibbs, Kapri	RB	Signed to Practice Squad	Septemeber 2
Bibbs, Kapri	RB	Signed to Active Roster from Practice Squad	September 22
Brown, Mack	RB	Signed to Practice Squad	October 2
Carter, Martez	RB	Signed as College Free Agent	May 2
Carter, Martez	RB	Waived (Designated Injured)	August 18
Carter, Martez	RB	Waived from Reserve/Injured List with Settlement	August 24
Daniels, LeShun	RB	Waived	March 29
Guice, Derrius	RB	Draft Selection (Round 2, No. 59 Overall)	April 27
Guice, Derrius	RB	Signed Contract	May 10
Guice, Derrius	RB	Placed on Reserve/Injured List	August 11
Hilliard, Kenny	RB	Signed Reserve/Future Contract	January 1
Hilliard, Kenny	RB	Waived	March 6
Kelley, Rob	RB	Placed on Reserve/Injured List	September 18
Marshall, Byron	RB	Placed on Reserve/Injured List	September 5
Marshall, Keith	RB	Waived	July 25
Ogunbowale, Dare	RB	Waived	March 6
Peterson, Adrian	RB	Signed as Free Agent	August 20
Smith, De'Veon	RB	Signed as Free Agent	August 20
Smith, De'Veon	RB	Waived	September 1
Wellman, Elijah	FB	Signed as College Free Agent	May 2
Wellman, Elijah	FB	Waived (Designated Injured)	August 11
Wellman, Elijah	FB	Waived from Reserve/Injured List with Settlement	August 24
WIDE RECEIVERS			
Chesson, Jehu	WR	Signed to Practice Squad	September 5
Chesson, Jehu	WR	Signed to Active Roster from Practice Squad	September 12
Chesson, Jehu	WR	Waived	September 17
Chesson, Jehu	WR	Signed to Practice Squad	September 18
Chesson, Jehu	WR	Signed to Active Roster from Practice Squad	October 18
Cobbs Jr., Simmie	WR	Signed as College Free Agent	May 2
Cobbs Jr., Simmie	WR	Waived	September 1
Cobbs Jr., Simmie	WR	Signed to Practice Squad	Septemeber 2
Davis, Robert	WR	Placed on Reserve/Injured List	August 13
Fields, Shay	WR	Signed as College Free Agent	May 2
Fields, Shay	WR	Waived	Septemeber 1
Floyd, Michael	WR	Signed as Free Agent	September 18
Holder, Mikah	WR	Signed as College Free Agent	May 2
Holder, Mikah	WR	Waived	May 14
Kidsy, Darvin	WR	Signed as College Free Agent	May 14

2018 WASHINGTON REDSKINS TRANSACTIONS**(BY POSITION)**

NAME	POS	TRANSACTION	DATE
Kidsy, Darvin	WR	Waived	September 1
Kidsy, Darvin	WR	Signed to Practice Squad	September 2
Perriman, Breshad	WR	Signed as Free Agent	September 18
Perriman, Breshad	WR	Waived	September 22
Pierson-El, De'Mornay	WR	Signed as College Free Agent	May 2
Pierson-El, De'Mornay	WR	Waived	May 30
Quick, Brian	WR	Re-signed	March 16
Quick, Brian	WR	Released	September 1
Quick, Brian	WR	Signed as Free Agent	September 11
Quinn, Trey	WR	Draft Selection (Round 7, No. 256 Overall)	April 28
Quinn, Trey	WR	Signed Contract	May 10
Quinn, Trey	WR	Placed on Reserve/Injured List	September 12
Redding, Teo	WR	Signed to Practice Squad	September 11
Redding, Teo	WR	Released from Practice Squad	September 18
Richardson, Paul	WR	Signed as Unrestricted Free Agent	March 15
Richardson, Paul	WR	Placed on Reserve/Injured List	November 5
Sims, Cam	WR	Signed as College Free Agent	May 2
Sims, Cam	WR	Placed on Reserve/Injured List	September 11
Staggers, Allenzae	WR	Signed as Free Agent	August 18
Staggers, Allenzae	WR	Waived	August 26
Williams III, Dan	WR	Signed as Free Agent	August 13
Williams III, Dan	WR	Waived	September 1
TIGHT ENDS			
Bazile, Chris	TE	Signed Reserve/Future Contract	January 1
Bazile, Chris	TE	Waived	April 30
Flanagan, Matt	TE	Signed as College Free Agent	May 2
Flanagan, Matt	TE	Waived	September 1
Flanagan, Matt	TE	Signed to Practice Squad	September 2
Garner, Mannasseh	TE	Placed on Reserve/Injured List	August 11
Holtz, J.P.	TE	Signed as Free Agent	August 11
Holtz, J.P.	TE	Waived	September 1
Holtz, J.P.	TE	Signed to Practice Squad	September 5
Hudson, Garrett	TE	Signed as College Free Agent	May 30
Hudson, Garrett	TE	Waived	September 1
OFFENSIVE LINE			
Balducci, Alex	OL	Signed Reserve/Future Contract	January 1
Balducci, Alex	OL	Waived	August 1
Bergstrom, Tony	OL	Re-signed	April 16
Bowanko, Luke	G	Signed as Free Agent	November 5
Bowen, Kevin	T	Waived	March 6
Calhoun, Kendall	T	Signed as Free Agent	August 18
Calhoun, Kendall	T	Waived	September 1
Christian Sr., Geron	T	Draft Selection (Round 3, No. 74 Overall)	April 27
Christian Sr., Geron	T	Signed Contract	June 14
Cooper, Jonathan	G	Signed as Free Agent	November 5
Dunn, Casey	C	Signed as College Free Agent	May 14
Durant, Chris	T	Signed to Practice Squad	September 18
Durant, Chris	T	Released from Practice Squad	October 9
Evans, Justin	T	Signed to Practice Squad	October 9
Franklin, Orlando	OL	Signed Reserve/Future Contract	January 19
Franklin, Orlando	OL	Released	May 3

2018 WASHINGTON REDSKINS TRANSACTIONS**(BY POSITION)**

NAME	POS	TRANSACTION	DATE
Howard, Austin	T	Signed as Free Agent	November 5
Jefferson, Cameron	OL	Signed Reserve/Future Contract	January 1
Jefferson, Cameron	OL	Waived (Designated Injured)	August 20
Jefferson, Cameron	OL	Waived from Reserve/Injured List with Settlement	August 24
Kling, John	OL	Signed Reserve/Future Contract	January 1
Kling, John	OL	Waived	September 1
Kouandjio, Arie	G	Waived (Designated Injured)	May 22
Lauvao, Shawn	G	Re-signed	May 8
Lauvao, Shawn	G	Placed on Reserve/Injured List	November 5
Nsekhe, Ty	T	Re-signed	April 16
Parris, Timon	T	Signed as College Free Agent	May 2
Parris, Timon	T	Waived	September 1
Parris, Timon	T	Signed to Practice Squad	September 2
Scherff, Brandon	G	Fifth-Year Option Exercised	April 16
Scherff, Brandon	G	Placed on Reserve/Injured List	November 5
Welsh, Sean	C	Signed as College Free Agent	May 3
Welsh, Sean	C	Waived (Designated Left Squad)	May 14
Williams, Isaiah	G	Signed as Free Agent	May 22
Williams, Isaiah	G	Waived	September 1
DEFENSIVE LINE			
Barnes, Tavaris	DL	Signed Reserve/Future Contract	January 1
Barnes, Tavaris	DL	Waived (Designated Injured)	August 7
Brantley, Caleb	DT	Signed as Free Agent	September 2
Francis, A.J.	DL	Released	April 30
Hood, Ziggy	DE	Released	October 17
Hughes, Montori	DL	Signed Reserve/Future Contract	January 3
Hughes, Montori	DL	Released	April 30
Lanier, Anthony	DE	Waived	September 2
Lyons, Caushaud	DT	Signed to Practice Squad	September 2
Lyons, Caushaud	DT	Released from Practice Squad	September 3
McClain, Terrell	DL	Released	April 30
Payne, Daron	DL	Draft Selection (Round 1, No. 13 Overall)	April 26
Payne, Daron	DL	Signed Contract	May 10
Pipkins, Ondre	DL	Signed Reserve/Future Contract	January 1
Sawyer, Dante	DL	Signed as College Free Agent	August 7
Settle, Tim	DL	Draft Selection (Round 5, No. 163 Overall)	April 28
Settle, Tim	DL	Signed Contract	May 10
Taylor Sr., Phil	DL	Re-signed	April 3
Taylor Sr., Phil	DL	Released	September 1
Wicker, JoJo	DL	Signed as Free Agent	August 25
Wicker, JoJo	DL	Waived	September 1
Wicker, JoJo	DL	Signed to Practice Squad	September 2
Wilkerson, Jalen	DL	Signed as College Free Agent	August 11
Wilkerson, Jalen	DL	Waived	August 18
LINEBACKERS			
Brown, Zach	LB	Re-signed	March 15
Diggs, Vontae	LB	Signed as College Free Agent	May 14
Diggs, Vontae	LB	Waived	September 1
Fernandez, Jerod	LB	Signed as College Free Agent	May 2
Fernandez, Jerod	LB	Waived	September 1
Foster, Mason	LB	Re-signed	January 25

2018 WASHINGTON REDSKINS TRANSACTIONS
(BY POSITION)

NAME	POS	TRANSACTION	DATE
Hamilton, Shaun Dion	LB	Draft Selection (Round 6, No. 197 Overall)	April 28
Hamilton, Shaun Dion	LB	Signed Contract	May 10
Keyes, Josh	LB	Signed as Free Agent	September 5
Keyes, Josh	LB	Waived	September 11
Knox, Jeff	LB	Signed as Free Agent	August 11
Knox, Jeff	LB	Waived	August 18
McCalister, Alex	LB	Signed Reserve/Future Contract	January 1
McCalister, Alex	LB	Waived	August 6
McCalister, Alex	LB	Waived from Reserve/Injured List with Settlement	August 14
McKinzy, Cassanova	LB	Signed Reserve/Future Contract	January 1
McKinzy, Cassanova	LB	Waived	April 30
McKinzy, Cassanova	LB	Signed as Free Agent	August 6
McKinzy, Cassanova	LB	Waived	September 1
McKinzy, Cassanova	LB	Signed to Practice Squad	September 2
McKinzy, Cassanova	LB	Signed to Active Roster from Practice Squad	October 29
McKinzy, Cassanova	LB	Waived	October 30
McKinzy, Cassanova	LB	Signed to Practice Squad	October 31
McPhee, Pernell	LB	Signed as Free Agent	March 26
Nicolas, Dadi	LB	Signed as Free Agent	August 1
Nicolas, Dadi	LB	Waived	September 1
Peters, Otha	LB	Waived	April 13
DEFENSIVE BACKS			
Apke, Troy	S	Draft Selection (Round 4, No. 109 Overall)	April 28
Apke, Troy	S	Signed Contract	May 10
Apke, Troy	S	Placed on Reserve/Injured List	October 29
Blanding, Quin	S	Signed as College Free Agent	May 2
Blanding, Quin	S	Waived	September 1
Cravens, Su'a	S	Reinstated from Reserve/Left Squad List	February 14
Cravens, Su'a	S	Traded to Denver	March 29
Dunbar, Quinton	CB	Signed Multi-Year Contract Extension	January 1
Everett, Deshazor	S	Re-signed	March 6
Fuller, Kendall	CB	Traded to Kansas City	March 14
Hillary, Darius	CB	Signed as Free Agent	August 18
Hillary, Darius	CB	Waived	August 25
Iworah, Prince Charles	DB	Signed as Free Agent	July 25
Iworah, Prince Charles	DB	Waived	September 1
Johnson, Danny	CB	Signed as College Free Agent	May 2
Ladler, Kenny	DB	Signed Reserve/Future Contract	January 9
Ladler, Kenny	DB	Waived	September 1
Ladler, Kenny	DB	Signed to Practice Squad	September 2
Ladler, Kenny	DB	Signed to Active Roster from Practice Squad	September 11
Reaves, Jeremy	S	Signed to Practice Squad	September 12
Reaves, Jeremy	S	Released from Practice Squad	September 18
Reaves, Jeremy	S	Signed to Practice Squad	October 22
Sample, James	DB	Signed Reserve/Future Contract	January 1
Sample, James	DB	Waived	April 30
Scandrick, Orlando	CB	Signed as Free Agent	March 19
Scandrick, Orlando	CB	Released	August 14
Stewart, Orion	S	Signed Reserve/Future Contract	January 1
Stewart, Orion	S	Waived	April 13
Stroman, Greg	CB	Draft Selection (Round 7, No. 241 Overall)	April 28

2018 WASHINGTON REDSKINS TRANSACTIONS
(BY POSITION)

NAME	POS	TRANSACTION	DATE
Stroman, Greg	CB	Signed Contract	May 10
Texada, Ranthony	CB	Signed as College Free Agent	May 2
Texada, Ranthony	CB	Waived	September 1
Thompson, Jason	DB	Signed to Practice Squad	October 29
Thompson, Jason	DB	Released from Practice Squad	October 30
SPECIALISTS			
Hopkins, Dustin	K	Re-signed	March 12
Irwin-Hill, Sam	P	Signed as Free Agent	March 16
Irwin-Hill, Sam	P	Waived	July 13
COACHES			
O'Connell, Kevin		Promoted to Passing Game Coordinator	March 20
Rauscher, Phil		Announced as Assistant Offensive Line Coach	March 20



2018 STATISTICS

2018 WASHINGTON REDSKINS STATISTICS

WON 5, LOST 3

09/09 W 24- 6	at Arizona	61,613
09/16 L 9-21	Indianapolis	57,013
09/23 W 31-17	Green Bay	59,827
10/08 L 19-43	at New Orleans	73,028
10/14 W 23-17	Carolina	60,482
10/21 W 20-17	Dallas	66,301
10/28 W 20-13	at N.Y. Giants	77,537
11/04 L 14-38	Atlanta	62,386
11/11	at Tampa Bay	
11/18	Houston	
11/22	at Dallas	
12/03	at Philadelphia	
12/09	N.Y. Giants	
12/16	at Jacksonville	
12/22	at Tennessee	
12/30	Philadelphia	

	WAS	OPP
TOTAL FIRST DOWNS	161	159
Rushing	54	47
Passing	91	99
Penalty	16	13
3rd Down: Made/Att	41/108	41/97
3rd Down Pct.	38.0	42.3
4th Down: Made/Att	7/12	4/10
4th Down Pct.	58.3	40.0
POSSESSION AVG.	31:47	28:13
TOTAL NET YARDS	2751	2748
Avg. Per Game	343.9	343.5
Total Plays	515	492
Avg. Per Play	5.3	5.6
NET YARDS RUSHING	975	715
Avg. Per Game	121.9	89.4
Total Rushes	225	170
NET YARDS PASSING	1776	2033
Avg. Per Game	222.0	254.1
Sacked/Yards Lost	16/91	23/141
Gross Yards	1867	2174
Att./Completions	274/174	299/199
Completion Pct.	63.5	66.6
Had Intercepted	3	7
PUNTS/AVERAGE	37/43.1	30/46.5
NET PUNTING AVG.	37/40.2	30/42.5
PENALTIES/YARDS	56/572	64/525
FUMBLES/BALL LOST	9/4	12/7
TOUCHDOWNS	17	22
Rushing	7	7
Passing	9	15
Returns	1	0

* SCORE BY PERIODS	Q1	Q2	Q3	Q4	OT	PTS
TEAM	45	58	16	41	0	160
OPPONENTS	20	67	31	54	0	172

* SCORING	TD-Ru	Pa-Rt	K-PAT	FG	S	PTS
Hopkins	0	0	0	0	16/16	14/16
Peterson	5	4	1	0		0
Bibbs	3	2	1	0		0
Richardson	2	0	2	0		0
Crowder	1	0	1	0		0
V. Davis	1	0	1	0		0
Doctson	1	0	1	0		0
Reed	1	0	1	0		0
A. Smith	1	1	0	0		0
P. Smith	1	0	0	1		0
C. Thompson	1	0	1	0		0
TEAM	17	7	9	1	16/16	14/16
OPPONENTS	22	7	15	0	17/19	7/ 8

2-Pt Conv: TM 0-1, OPP 1-3

SACKS: Ioannidis 6.5, Kerrigan 5.5, Allen 4, Payne 3, Anderson 2, Clinton-Dix LG 1, Harvey-Clemons 1, Swearinger 1, TM 23, OPP 16

FUM/LOST: A. Smith 6/1, Peterson 2/2, Reed 1/1

* RUSHING	No.	Yds	Avg	Long	TD
Peterson	136	604	4.4	64t	4
A. Smith	35	119	3.4	22	1
C. Thompson	26	113	4.3	16	0
Bibbs	13	56	4.3	13	2
Crowder	3	35	11.7	25	0
Perine	5	25	5.0	11	0
Richardson	2	9	4.5	7	0
Kelley	4	8	2.0	6	0
Harris	1	6	6.0	6	0
TEAM	225	975	4.3	64t	7
OPPONENTS	170	715	4.2	18	7

* RECEIVING	No.	Yds	Avg	Long	TD
Reed	33	340	10.3	34	1
C. Thompson	28	209	7.5	23	1
Harris	21	226	10.8	42	0
Richardson	20	262	13.1	46t	2
Doctson	19	190	10.0	24	1
V. Davis	15	232	15.5	50	1
Crowder	13	134	10.3	24	1
Peterson	12	167	13.9	52	1
Bibbs	6	64	10.7	23t	1
Quick	3	18	6.0	6	0
Perine	3	5	1.7	8	0
Floyd	1	20	20.0	20	0
TEAM	174	1867	10.7	52	9
OPPONENTS	199	2174	10.9	64t	15

* INTERCEPTIONS	No.	Yds	Avg	Long	TD
Swearinger	4	33	8.3	22	0
Clinton-Dix LG	3	25	8.3	24	0
Dunbar	2	21	10.5	24	0
Norman	1	7	7.0	7	0
TEAM	7	61	8.7	24	0
OPPONENTS	3	78	26.0	77	0

* PUNTING	No.	Yds	Avg	Net	TB	In	Lg	B
Way	37	1595	43.1	40.2	0	21	62	0
TEAM	37	1595	43.1	40.2	0	21	62	0
OPPONENTS	30	1394	46.5	42.5	4	10	60	0

* PUNT RETURNS	Ret	FC	Yds	Avg	Long	TD
Stroman	5	11	28	5.6	10	0
Quinn	2	2	12	6.0	12	0
TEAM	7	13	40	5.7	12	0
OPPONENTS	16	13	107	6.7	44	0

* KICKOFF RETURNS	No.	Yds	Avg	Long	TD
Stroman	6	110	18.3	23	0
Johnson	4	84	21.0	26	0
Bibbs	3	57	19.0	20	0
Sprinkle	1	6	6.0	6	0
C. Thompson	1	0	0.0	0	0
TEAM	15	257	17.1	26	0
OPPONENTS	8	180	22.5	30	0

* FIELD GOALS	1-19	20-29	30-39	40-49	50+
Hopkins	0/ 0	4/ 4	4/ 4	3/ 5	3/ 3
TEAM	0/ 0	4/ 4	4/ 4	3/ 5	3/ 3
OPPONENTS	0/ 0	2/ 2	2/ 2	3/ 3	0/ 1
Hopkins: (31G) (49G, 49N, 27G, 49Gbay) (35G) (37G, 53G)					
(49G, 56G, 29G) (21G, 25G) (41N, 53G, 39G) ()					
OPP: () () (41G) (44G) (32G) (47G, 52N) (37G, 21G) (27G)					

#P. Smith 1-YD Fumble Return vs. DAL (10/21)

* PASSING	Att	Cmp	Yds	Cmp%	Yds/Att	TD	TD%	Int	Int%	Long	Sack/Lost	Rating
A. Smith	274	174	1867	63.5	6.81	9	3.3	3	1.1	52	16/ 91	89.8
TEAM	274	174	1867	63.5	6.81	9	3.3	3	1.1	52	16/ 91	89.8
OPPONENTS	299	199	2174	66.6	7.27	15	5.0	7	2.3	64t	23/ 141	94.8

2018 WASHINGTON REDSKINS STATISTICS

REGULAR SEASON DEFENSIVE STATISTICS (TACKLES, QBP/H AND PD ACCORDING TO COACHES' FILM REVIEW)													
Player	Total	Solo	Asst.	TFL	Sacks	Sack Yds	QBP/H	Ints/Yds	PD	FF	FR	Safety	TDs
Mason Foster	86	53	33	3	0	0	5/2	0/0	2	0	1	0	0
Zach Brown	60	41	19	4	0	0	1/1	0/0	2	0	0	0	0
Daron Payne	45	31	14	3.5	3	16	19/4	0/0	1	1	0	0	0
Jonathan Allen	44	31	13	5	4	31	30/13	0/0	0	0	0	0	0
Montae Nicholson	44	38	6	0	0	0	0/1	0/0	5	0	0	0	0
Josh Norman	42	28	14	0	0	0	0/0	1/7	7	2	1	0	0
Quinton Dunbar	37	31	6	0	0	0	0/0	2/21	10	0	0	0	0
DJ Swearinger	37	29	8	1	1	6	1/1	4/34	8	2	1	0	0
Matt Ioannidis	28	20	8	7	6.5	37	25/11	0/0	0	1	1	0	0
Fabian Moreau	22	18	4	1	0	0	0/0	0/0	9	2	0	0	0
Preston Smith	22	15	7	3	0	0	34/13	0/0	3	0	1	0	0
Ryan Kerrigan	21	15	6	8	5.5	40	41/11	0/0	0	1	0	0	0
Josh Harvey-Clemons	20	14	6	3	1	7	4/1	0/0	4	0	0	0	0
Greg Stroman	12	9	3	0	0	0	0/0	0/0	4	0	0	0	0
Ryan Anderson	10	7	3	4.5	2	4	7/4	0/0	0	0	0	0	0
Ha Ha Clinton-Dix	7	5	2	0	0	0	0/0	0/0	0	0	0	0	0
Pernell McPhee	7	3	4	1	0	0	17/6	0/0	1	0	1	0	0
Ziggy Hood	6	3	3	0	0	0	0/0	0/0	0	0	0	0	0
Danny Johnson	3	3	0	0	0	0	0/0	0/0	0	0	0	0	0
Zach Vigil	3	3	0	0	0	0	0/0	0/0	0	0	0	0	0
Tim Settle	2	0	2	0	0	0	1/0	0/0	0	0	0	0	0
Deshazor Everett	1	0	1	0	0	0	0/0	0/0	1	0	0	0	0
TOTALS	559	397	162	44	23	141	185/68	7/62	57	9	6	0	0

REGULAR SEASON SPECIAL TEAMS STATISTICS (ACCORDING TO COACHES' FILM REVIEW)											
Player	Total	Solo	Asst.	FF	FR	PATs Blk	FG Blk	Punts Blk	Inside 20*	Safety	TDs
Shaun Dion Hamilton	7	5	2	0	0	0	0	0	1	0	0
Kenny Ladler	6	4	2	0	0	0	0	0	1	0	0
Josh Harvey-Clemons	5	2	3	1	0	0	0	0	2	0	0
Danny Johnson	5	3	2	0	0	0	0	0	2	0	0
Deshazor Everett	4	4	0	0	0	0	0	0	0	0	0
Greg Stroman	3	2	1	0	0	0	0	0	2	0	0
Ryan Anderson	2	0	2	0	0	0	0	0	0	0	0
Troy Apke	2	2	0	0	0	0	0	0	0	0	0
Adonis Alexander	2	1	1	0	0	0	0	0	1	0	0
Kapri Bibbs	2	0	2	0	1	0	0	0	0	0	0
Jehu Chesson	2	2	0	0	0	0	0	0	1	0	0
Mason Foster	1	1	0	0	0	0	0	0	0	0	0
Dustin Hopkins	1	1	0	0	0	0	0	0	0	0	0
Montae Nicholson	1	1	0	0	0	0	0	0	0	0	0
Jeremy Sprinkle	1	0	1	0	0	0	0	0	0	0	0
Zach Vigil	1	1	0	0	0	0	0	0	0	0	0
Tress Way	1	0	1	0	0	0	0	0	0	0	0
TOTAL	46	29	17	1	1	0	0	0	10	0	0

**Indicates player who downed a punt inside the 20. Fair catches/punts out of bounds not included.*

2018 WASHINGTON REDSKINS STATISTICS

RECORD WHEN...

	<u>W-L</u>		<u>W-L</u>		<u>W-L</u>
Redskins Overall	5-3	Redskins score first	5-0	Redskins win time of possession	4-1
Redskins at FedExField	3-2	Opponent scores first	0-3	Redskins lose time of possession	1-2
Redskins on the road	2-1	Redskins score on first possession	2-0	Time of possession is even	0-0
Redskins on Sunday Night	0-0	Redskins lead after 1st quarter	4-0	Redskins win turnover battle	4-1
Redskins on Monday Night	0-1	Redskins trail after 1st quarter	0-3	Redskins lose turnover battle	0-1
Redskins on Thursday Night	0-0	Score tied after 1st quarter	1-0	Turnover battle is even	1-1
Redskins on grass	4-2	Redskins lead at halftime	4-0	Redskins wear Burgundy pants	3-0
Redskins on artificial turf	1-1	Redskins trail at halftime	0-3	Redskins wear Gold pants	0-0
Redskins in a dome	1-1	Score tied at halftime	1-0	Redskins wear White pants	2-3
Redskins in September	2-1	Redskins lead after 3rd quarter	5-0	Redskins wear Throwback pants	0-0
Redskins in October	3-1	Redskins trail after 3rd quarter	0-3	Redskins wear Burgundy jerseys	2-3
Redskins in November	0-1	Score tied after 3rd quarter	0-0	Redskins wear White jerseys	3-0
Redskins in December	0-0	Redskins score under two-minute warning	1-1	Redskins wear Throwback jerseys	0-0
Redskins in January	0-0	Opponent scores under two-minute warning	2-0	Redskins score 17 points or less	0-2
Redskins win coin toss	2-1	Game goes to overtime	0-0	Opponent scores 17 points or less	5-0
Redskins lose coin toss	3-2			Redskins score 18 points or more	5-1
				Opponent scores 18 points or more	0-3
		vs. NFC East	2-0		
Redskins total 0-199 net yards	0-0	vs. NFC East at home	1-0		
Redskins total 200-299 net yards	1-1	vs. NFC East on road	1-0		
Redskins total 300-399 net yards	3-2	vs. NFC West	1-0		
Redskins total 400+ net yards	1-0	vs. NFC North	1-0		
Redskins total 0-99 rushing yards	0-3	vs. NFC South	1-2		
Redskins total 100-149 rushing yards	2-0	vs. NFC	5-2		
Redskins total 150+ rushing yards	3-0				
Redskins have (a) 100-yard rusher(s)	2-0	vs. AFC East	0-0		
Redskins total 0-149 passing yards	0-0	vs. AFC West	0-0		
Redskins total 150-199 passing yards	3-0	vs. AFC North	0-0		
Redskins total 200-299 passing yards	2-2	vs. AFC South	0-1		
Redskins total 300+ passing yards	0-1	vs. AFC	0-1		
Redskins have a 300-yard passer	0-1				

2018 WASHINGTON REDSKINS STATISTICS

PARTICIPATION																		
Player	@ARI	IND	GB	@NO	CAR	DAL	@NYG	ATL	@TB	HOU	@DAL	@PHI	NYG	@JAX	@TEN	PHI	GP-GS-DNP-INA	
Alexander, Adonis	INA	INA	INA	INA	INA	SUB	SUB	INA									2-0-0-6	
Allen, Jonathan	DE	DE	DE	DE	DE	DE	DE	DE									8-8-0-0	
Anderson, Ryan	SUB	SUB	SUB	SUB	SUB	SUB	SUB	SUB									8-0-0-0	
Apke, Troy	SUB	INA	INA	INA	INA	INA	SUB	IR									2-0-0-5	
Bergstrom, Tony	SUB	SUB	C	C	C	SUB	SUB	SUB									8-3-0-0	
Bibbs, Kapri	PS	PS	SUB	SUB	SUB	SUB	SUB	SUB									6-0-0-0	
Brantley, Caleb	INA	INA	INA	INA	INA	INA	SUB	SUB									3-0-0-5	
Brown, Zach	MLB	MLB	MLB	MLB	MLB	MLB	MLB	MLB									8-8-0-0	
Chesson, Jehu	PS	SUB	PS	PS	PS	SUB	SUB	SUB									4-0-0-0	
Christian Sr., Geron	INA	INA	INA	INA	INA	INA	INA	SUB									1-0-0-7	
Clinton-Dix, Ha Ha	NWT	NWT	NWT	NWT	NWT	NWT	NWT	SS									1-1-0-0	
Crowder, Jamison	WR	WR	WR	SUB	INA	INA	INA	INA									4-3-0-4	
Davis, Vernon	SUB	TE	WR	TE	TE (2)	TE	TE (2)	SUB									8-6-0-0	
Docson, Josh	WR	WR	SUB	INA	SUB	WR	WR	WR									7-5-0-1	
Dunbar, Quinton	SUB	CB	CB	CB	CB	INA	INA	CB									6-5-0-2	
Dunn, Casey	INA	INA	SUB	DNP	SUB	INA	INA	INA									2-0-1-5	
Everett, Deshazor	S	SUB	SUB	SUB	SUB	SUB	SUB	SUB									8-1-0-0	
Floyd, Michael	NWT	NWT	INA	WR	SUB	SUB	SUB	SUB									5-1-0-1	
Foster, Mason	MLB	MLB	MLB	MLB	MLB	MLB	MLB	MLB									8-8-0-0	
Hamilton, Shaun Dion	SUB	SUB	SUB	SUB	SUB	SUB	SUB	SUB									8-0-0-0	
Harris, Maurice	INA	INA	SUB	WR	SUB	SUB	SUB	WR									6-2-0-2	
Harvey-Clemons, Josh	SUB	SUB	SUB	SUB	SUB	SUB	SUB	SUB									8-0-0-0	
Hood, Ziggy	SUB	SUB	SUB	SUB	SUB	NWT	NWT	NWT									5-0-0-0	
Hopkins, Dustin	SUB	SUB	SUB	SUB	SUB	SUB	SUB	SUB									8-0-0-0	
Ioannidis, Matt	DE	SUB	SUB	DE	SUB	SUB	DE	DE									8-4-0-0	
Johnson, Danny	SUB	SUB	SUB	SUB	SUB	SUB	SUB	SUB									8-0-0-0	
Kelley, Rob	SUB	SUB	IR	IR	IR	IR	IR	IR									2-0-0-0	
Kerrigan, Ryan	WLB	WLB	WLB	WLB	WLB	WLB	WLB	WLB									8-8-0-0	
Keyes, Josh	INA	NWT	NWT	NWT	NWT	NWT	NWT	NWT									0-0-0-1	
Ladler, Kenny	PS	SUB	SUB	SUB	SUB	SUB	INA	INA									5-0-0-2	
Laurvao, Shawn	LG	LG	INA	INA	INA	LG	LG	LG									5-5-0-3	
McCoy, Colt	DNP	DNP	DNP	DNP	DNP	DNP	DNP	DNP									0-0-8-0	
McPhee, Pernell	SUB	SUB	SUB	SUB	SUB	SUB	SUB	SUB									8-0-0-0	
Moreau, Fabian	SUB	CB	CB	SUB	CB	CB	SUB	SUB									8-4-0-0	
Moses, Morgan	RT	RT	RT	RT	RT	RT	RT	RT									8-8-0-0	
Nicholson, Montae	SS	SS	SS	SS	SS	SS	SS	SUB									8-7-0-0	
Norman, Josh	CB	CB	CB	CB	CB	CB	CB	CB									8-8-0-0	
Nsekhe, Ty	SUB	SUB	SUB	SUB	SUB	SUB	SUB	SUB									8-1-0-0	
Payne, Daron	NT	NT	NT	NT	NT	NT	NT	NT									8-8-0-0	
Perine, Samaje	INA	INA	INA	INA	SUB	SUB	SUB	INA									3-0-0-5	
Peterson, Adrian	RB	RB	RB	RB	RB	RB	RB	RB									8-8-0-0	
Quick, Brian	NWT	SUB	SUB	SUB	WR	WR	INA	INA									5-2-0-2	
Quinn, Trey	SUB	IR	IR	IR	IR	IR	IR	IR									1-0-0-0	
Reed, Jordan	TE	SUB	TE	SUB	TE	WR	TE	SUB									8-5-0-0	
Richardson Jr., Paul	WR (2)	WR (2)	SUB	SUB	SUB	INA	WR	WR (2)									7-4-0-1	
Roullier, Chase	C	C	LG	LG	LG	C	C	C									8-8-0-0	
Scherff, Brandon	RG	RG	RG	RG	RG	RG	RG	RG									8-8-0-0	
Settle, Tim	SUB	SUB	SUB	SUB	SUB	SUB	SUB	SUB									8-0-0-0	
Sims, Cam	SUB	IR	IR	IR	IR	IR	IR	IR									1-0-0-0	
Smith, Alex	QB	QB	QB	QB	QB	QB	QB	QB									8-8-0-0	
Smith, Preston	SLB	SLB	SLB	SLB	SLB	SLB	SLB	SLB									8-8-0-0	
Sprinkle, Jeremy	SUB	SUB	WR	TE	WR	SUB	SUB	TE									8-4-0-0	
Stroman, Greg	SUB	SUB	SUB	SUB	SUB	CB	CB	SUB									8-2-0-0	
Sundberg, Nick	SUB	SUB	SUB	SUB	SUB	SUB	SUB	SUB									8-0-0-0	
Swearinger, D.J.	FS	FS	FS	FS	FS	FS	FS	FS									8-8-0-0	
Thompson, Chris	SUB	SUB	SUB	SUB	INA	INA	SUB	INA									5-0-0-3	
Vigil, Zach	SUB	SUB	SUB	SUB	SUB	SUB	SUB	SUB									8-0-0-0	
Way, Tress	SUB	SUB	SUB	SUB	SUB	SUB	SUB	SUB									8-0-0-0	
Williams, Trent	LT	LT	LT	LT	LT	LT	LT	INA									7-7-0-1	

STARTING LINEUPS

DEFENSE

[illegible]

2018 WASHINGTON REDSKINS STATISTICS

REDSKINS/OPPONENTS TOTALS

	FIRST DOWNS				TOTAL OFFENSE										INT BY REDSKINS				PUNTS			PUNT RETURNS			KORETURNS			PEN.		FUM	SCORING									
	Tot.	Rush	Pass	Pen.	Yds.	Plays	Rush	Att	Avg.	Pass	Att.	Comp.	Int.	Sk. (Yds.)	No.	Yds.	Long	TD	No-Avg.	No.	Yds.	Avg.	TD	No.	Yds.	Avg.	TD	No. (Yds.)	No. (L)	TD	Ret.	Pass	Rush	2-pt.		FG	Pos.			
9/9 @ARI	30	10	13	7	429	75	182	42	4.3	247	30	21	0	3	8	1	-3	0	446.5	2	12	6.0	0	2	24	12.0	0	9	63	3	1	2	0	3	1	38-08	1	38-08		
9/16 @IND	20	4	16	0	334	71	65	22	3.0	269	46	33	0	3	23	2	11	7	0	536.4	1	6	6.0	0	1	16	16.0	0	7	90	2	1	0	0	0	3	33-20	0	33-20	
9/23 @GB	20	9	7	4	386	55	166	35	4.7	220	20	12	1	0	0	0	0	0	547.0	1	9	9.0	0	2	33	16.5	0	6	66	0	0	0	0	4	0	1	29-05	0	29-05	
10/8 @NO	18	6	12	0	283	60	39	18	2.2	244	39	23	1	3	31	0	0	0	336.7	0	0	0.0	0	2	45	22.5	0	6	38	1	2	2	0	1	0	2	26-43	0	26-43	
10/14 @CAR	18	7	10	1	288	67	132	28	4.7	156	36	21	0	3	7	1	7	7	0	441.0	1	10	10.0	0	2	24	12.0	0	3	54	1	2	0	2	0	3	35-24	0	35-24	
10/21 @DAL	15	7	8	0	305	58	130	32	4.1	175	25	14	0	1	3	0	0	0	637.8	1	3	3.0	0	0	1	0	0	5	35	1	0	0	2	0	2	30-55	0	30-55		
10/28 @NYG	20	6	10	4	360	65	182	33	5.5	178	32	20	0	0	0	2	23	22	0	549.2	0	0	0.0	0	1	20	20.0	0	8	90	1	1	1	0	2	33-38	0	33-38		
11/4 @ATL	20	5	15	0	366	64	79	15	5.3	287	46	39	1	3	19	1	24	24	0	549.0	1	0	0.0	0	5	95	19	0	10	147	0	0	2	1	1	0	2	27-04	0	27-04
11/11 @TB																																								
11/18 @HOU																																								
11/22 @DAL																																								
12/3 @PHI																																								
12/9 NYG																																								
12/16 @JAX																																								
12/23 @TEN																																								
12/30 PHI																																								
TOTALS	161	54	91	16	2751	515	975	225	4.3	1776	274	183	3	16 (-91)	7	62	24	0	3743.1	7	40	5.7	0	15	257	17.1	0	56 (-572)	9 (-6)	17	7	9	0	16	0	14	254:17	0	254:17	

OPPONENTS

	FIRST DOWNS					TOTAL OFFENSE										INT BY OPPONENTS				PUNTS		PUNT RETURNS			KICK RETURNS			PEN.		SCORING																																																																																																																																																																																																																																																																																																																																																																																																																																																																																																																																																																																																																																																																																																																																																																																																																																																												
	Rush		Pass		Pen.	Yds.	Plays	Rush	Att.	Avg.	Pass	Att.	Comp.	Int.	Sk. (Yds.)	No.	Yds.	Long	TD	No.-Avg.	No.	Yds.	Avg.	TD	No.	Yds.	Avg.	TD	No. (Yds.)	TD	Rush	Pass	Ret.	2-pt.	FG	Poss.																																																																																																																																																																																																																																																																																																																																																																																																																																																																																																																																																																																																																																																																																																																																																																																																																																																						
	Tot.	Yds.	Yds.	Yds.	Yds.																																Yds.	Yds.	Yds.	Yds.	Yds.	Yds.	Yds.	Yds.	Yds.	Yds.	Yds.	Yds.	Yds.	Yds.	Yds.	Yds.	Yds.	Yds.	Yds.	Yds.	Yds.	Yds.	Yds.	Yds.	Yds.	Yds.	Yds.	Yds.	Yds.	Yds.	Yds.	Yds.	Yds.	Yds.	Yds.	Yds.	Yds.	Yds.	Yds.	Yds.	Yds.	Yds.	Yds.	Yds.	Yds.	Yds.	Yds.	Yds.	Yds.	Yds.	Yds.	Yds.	Yds.	Yds.	Yds.	Yds.	Yds.	Yds.	Yds.	Yds.	Yds.	Yds.	Yds.	Yds.	Yds.	Yds.	Yds.	Yds.	Yds.	Yds.	Yds.	Yds.	Yds.	Yds.	Yds.	Yds.	Yds.	Yds.	Yds.	Yds.	Yds.	Yds.	Yds.	Yds.	Yds.	Yds.	Yds.	Yds.	Yds.	Yds.	Yds.	Yds.	Yds.	Yds.	Yds.	Yds.	Yds.	Yds.	Yds.	Yds.	Yds.	Yds.	Yds.	Yds.	Yds.	Yds.	Yds.	Yds.	Yds.	Yds.	Yds.	Yds.	Yds.	Yds.	Yds.	Yds.	Yds.	Yds.	Yds.	Yds.	Yds.	Yds.	Yds.	Yds.	Yds.	Yds.	Yds.	Yds.	Yds.	Yds.	Yds.	Yds.	Yds.	Yds.	Yds.	Yds.	Yds.	Yds.	Yds.	Yds.	Yds.	Yds.	Yds.	Yds.	Yds.	Yds.	Yds.	Yds.	Yds.	Yds.	Yds.	Yds.	Yds.	Yds.	Yds.	Yds.	Yds.	Yds.	Yds.	Yds.	Yds.	Yds.	Yds.	Yds.	Yds.	Yds.	Yds.	Yds.	Yds.	Yds.	Yds.	Yds.	Yds.	Yds.	Yds.	Yds.	Yds.	Yds.	Yds.	Yds.	Yds.	Yds.	Yds.	Yds.	Yds.	Yds.	Yds.	Yds.	Yds.	Yds.	Yds.	Yds.	Yds.	Yds.	Yds.	Yds.	Yds.	Yds.	Yds.	Yds.	Yds.	Yds.	Yds.	Yds.	Yds.	Yds.	Yds.	Yds.	Yds.	Yds.	Yds.	Yds.	Yds.	Yds.	Yds.	Yds.	Yds.	Yds.	Yds.	Yds.	Yds.	Yds.	Yds.	Yds.	Yds.	Yds.	Yds.	Yds.	Yds.	Yds.	Yds.	Yds.	Yds.	Yds.	Yds.	Yds.	Yds.	Yds.	Yds.	Yds.	Yds.	Yds.	Yds.	Yds.	Yds.	Yds.	Yds.	Yds.	Yds.	Yds.	Yds.	Yds.	Yds.	Yds.	Yds.	Yds.	Yds.	Yds.	Yds.	Yds.	Yds.	Yds.	Yds.	Yds.	Yds.	Yds.	Yds.	Yds.	Yds.	Yds.	Yds.	Yds.	Yds.	Yds.	Yds.	Yds.	Yds.	Yds.	Yds.	Yds.	Yds.	Yds.	Yds.	Yds.	Yds.	Yds.	Yds.	Yds.	Yds.	Yds.	Yds.	Yds.	Yds.	Yds.	Yds.	Yds.	Yds.	Yds.	Yds.	Yds.	Yds.	Yds.	Yds.	Yds.	Yds.	Yds.	Yds.	Yds.	Yds.	Yds.	Yds.	Yds.	Yds.	Yds.	Yds.	Yds.	Yds.	Yds.	Yds.	Yds.	Yds.	Yds.	Yds.	Yds.	Yds.	Yds.	Yds.	Yds.	Yds.	Yds.	Yds.	Yds.	Yds.	Yds.	Yds.	Yds.	Yds.	Yds.	Yds.	Yds.	Yds.	Yds.	Yds.	Yds.	Yds.	Yds.	Yds.	Yds.	Yds.	Yds.	Yds.	Yds.	Yds.	Yds.	Yds.	Yds.	Yds.	Yds.	Yds.	Yds.	Yds.	Yds.	Yds.	Yds.	Yds.	Yds.	Yds.	Yds.	Yds.	Yds.	Yds.	Yds.	Yds.	Yds.	Yds.	Yds.	Yds.	Yds.	Yds.	Yds.	Yds.	Yds.	Yds.	Yds.	Yds.	Yds.	Yds.	Yds.	Yds.	Yds.	Yds.	Yds.	Yds.	Yds.	Yds.	Yds.	Yds.	Yds.	Yds.	Yds.	Yds.	Yds.	Yds.	Yds.	Yds.	Yds.	Yds.	Yds.	Yds.	Yds.	Yds.	Yds.	Yds.	Yds.	Yds.	Yds.	Yds.	Yds.	Yds.	Yds.	Yds.	Yds.	Yds.	Yds.	Yds.	Yds.	Yds.	Yds.	Yds.	Yds.	Yds.	Yds.	Yds.	Yds.	Yds.	Yds.	Yds.	Yds.	Yds.	Yds.	Yds.	Yds.	Yds.	Yds.	Yds.	Yds.	Yds.	Yds.	Yds.	Yds.	Yds.	Yds.	Yds.	Yds.	Yds.	Yds.	Yds.	Yds.	Yds.	Yds.	Yds.	Yds.	Yds.	Yds.	Yds.	Yds.	Yds.	Yds.	Yds.	Yds.	Yds.	Yds.	Yds.	Yds.	Yds.	Yds.	Yds.	Yds.	Yds.	Yds.	Yds.	Yds.	Yds.	Yds.	Yds.	Yds.	Yds.	Yds.	Yds.	Yds.	Yds.	Yds.	Yds.	Yds.	Yds.	Yds.	Yds.	Yds.	Yds.	Yds.	Yds.	Yds.	Yds.	Yds.	Yds.	Yds.	Yds.	Yds.	Yds.	Yds.	Yds.	Yds.	Yds.	Yds.	Yds.	Yds.	Yds.	Yds.	Yds.	Yds.	Yds.	Yds.	Yds.	Yds.	Yds.	Yds.	Yds.	Yds.	Yds.	Yds.	Yds.	Yds.	Yds.	Yds.	Yds.	Yds.	Yds.	Yds.	Yds.	Yds.	Yds.	Yds.	Yds.	Yds.	Yds.	Yds.	Yds.	Yds.	Yds.	Yds.	Yds.	Yds.	Yds.	Yds.	Yds.	Yds.	Yds.	Yds.	Yds.	Yds.	Yds.	Yds.	Yds.	Yds.	Yds.	Yds.	Yds.	Yds.	Yds.	Yds.	Yds.	Yds.	Yds.	Yds.	Yds.	Yds.	Yds.	Yds.	Yds.	Yds.	Yds.	Yds.	Yds.	Yds.	Yds.	Yds.	Yds.	Yds.	Yds.	Yds.	Yds.	Yds.	Yds.	Yds.	Yds.	Yds.	Yds.	Yds.	Yds.	Yds.	Yds.	Yds.	Yds.	Yds.	Yds.	Yds.	Yds.	Yds.	Yds.	Yds.	Yds.	Yds.	Yds.	Yds.	Yds.	Yds.	Yds.	Yds.	Yds.	Yds.	Yds.	Yds.	Yds.	Yds.	Yds.	Yds.	Yds.	Yds.	Yds.	Yds.	Yds.	Yds.	Yds.	Yds.	Yds.	Yds.	Yds.	Yds.	Yds.	Yds.	Yds.	Yds.	Yds.	Yds.	Yds.	Yds.	Yds.	Yds.	Yds.	Yds.	Yds.	Yds.	Yds.	Yds.	Yds.	Yds.	Yds.	Yds.	Yds.	Yds.	Yds.	Yds.	Yds.	Yds.	Yds.	Yds.	Yds.	Yds.	Yds.	Yds.	Yds.	Yds.	Yds.	Yds.	Yds.	Yds.	Yds.	Yds.	Yds.	Yds.	Yds.	Yds.	Yds.	Yds.	Yds.	Yds.	Yds.	Yds.	Yds.	Yds.	Yds.	Yds.	Yds.	Yds.	Yds.	Yds.	Yds.	Yds.	Yds.	Yds.	Yds.	Yds.	Yds.	Yds.	Yds.	Yds.	Yds.	Yds.	Yds.	Yds.	Yds.	Yds.	Yds.	Yds.	Yds.	Yds.	Yds.	Yds.	Yds.	Yds.	Yds.	Yds.	Yds.	Yds.	Yds.	Yds.	Yds.	Yds.	Yds.	Yds.	Yds.	Yds.	Yds.	Yds.	Yds.	Yds.	Yds.	Yds.	Yds.	Yds.	Yds.	Yds.	Yds.	Yds.	Yds.	Yds.	Yds.	Yds.	Yds.	Yds.	Yds.	Yds.	Yds.	Yds.	Yds.	Yds.	Yds.	Yds.	Yds.	Yds.	Yds.	Yds.	Yds.	Yds.	Yds.	Yds.	Yds.	Yds.	Yds.	Yds.	Yds.	Yds.	Yds.	Yds.	Yds.	Yds.	Yds.	Yds.	Yds.	Yds.	Yds.	Yds.	Yds.	Yds.	Yds.	Yds.	Yds.	Yds.	Yds.	Yds.	Yds.	Yds.	Yds.	Yds.	Yds.	Yds.	Yds.	Yds.	Yds.	Yds.	Yds.	Yds.	Yds.	Yds.	Yds.	Yds.	Yds.	Yds.	Yds.	Yds.	Yds.	Yds.	Yds.	Yds.	Yds.	Yds.	Yds.	Yds.	Yds.	Yds.	Yds.	Yds.

MISCELLANEOUS GAME-BY-GAME STATS

[illegible]

PASSING

11 Alex Smith										
	ATT	COM	YDS	PERC	YDS/ATT	TD	INT	LG	SK (YDS)	RATE
9/9 @ARI	30	21	255	70.0%	8.5	2	0	52	3 (8)	118.1
9/16 IND	46	33	292	71.7%	6.3	0	0	34	3 (23)	88.3
9/23 GB	20	12	220	60.0%	11.0	2	1	50	0 (0)	110.4
10/8 @NO	39	23	275	59.0%	7.1	0	1	42	3 (31)	69.9
10/14 CAR	36	21	163	58.3%	4.5	2	0	22	3 (7)	88.1
10/21 DAL	25	14	178	56.0%	7.1	1	0	27	1 (3)	91.8
10/28 @NYG	32	20	178	62.5%	5.6	1	0	25	0 (0)	87.8
11/4 ATL	46	30	306	65.2%	6.7	1	1	33	3 (19)	82.3
11/11 @TB										
11/18 HOU										
11/22 @DAL										
12/3 @PHI										
12/9 NYG										
12/16 @JAX										
12/23 @TEN										
12/30 PHI										
TOTALS	274	174	1867	63.5%	6.8	9	3	52	16 (91)	89.8

[illegible]

2018 WASHINGTON REDSKINS STATISTICS

RUSHING

35 Kapri Bibbs

	ATT	YDS	AVG.	LG	TD
9/9 @ARI	Practice Squad				
9/16 IND	Practice Squad				
9/23 GB	2	3	1.5	2	0
10/8 @NO	4	9	2.3	5	1
10/14 CAR	2	11	5.5	8	0
10/21 DAL	2	13	6.5	13	0
10/28 @NYG	0	0	0.0	0	0
11/4 ATL	3	20	6.7	13	1
11/11 @TB					
11/18 HOU					
11/22 @DAL					
12/3 @PHI					
12/9 NYG					
12/16 @JAX					
12/23 @TEN					
12/30 PHI					
TOTALS	13	56	4.3	13	2

80 Jamison Crowder

	ATT	YDS	AVG.	LG	TD
9/9 @ARI	0	0	0.0	0	0
9/16 IND	2	29	14.5	25	0
9/23 GB	1	6	6.0	6	0
10/8 @NO	0	0	0.0	0	0
10/14 CAR	Inactive				
10/21 DAL	Inactive				
10/28 @NYG	Inactive				
11/4 ATL	Inactive				
11/11 @TB					
11/18 HOU					
11/22 @DAL					
12/3 @PHI					
12/9 NYG					
12/16 @JAX					
12/23 @TEN					
12/30 PHI					
TOTALS	3	35	11.7	25	0

13 Maurice Harris

	ATT	YDS	AVG.	LG	TD
9/9 @ARI	0	0	0.0	0	0
9/16 IND	0	0	0.0	0	0
9/23 GB	0	0	0.0	0	0
10/8 @NO	0	0	0.0	0	0
10/14 CAR	1	6	6.0	6	0
10/21 DAL	0	0	0.0	0	0
10/28 @NYG	0	0	0.0	0	0
11/4 ATL	0	0	0.0	0	0
11/11 @TB					
11/18 HOU					
11/22 @DAL					
12/3 @PHI					
12/9 NYG					
12/16 @JAX					
12/23 @TEN					
12/30 PHI					
TOTALS	1	6	6.0	6	0

20 Rob Kelley

	ATT	YDS	AVG.	LG	TD
9/9 @ARI	3	7	2.3	6	0
9/16 IND	1	1	1.0	1	0
9/23 GB	Reserve/Injured				
10/8 @NO	Reserve/Injured				
10/14 CAR	Reserve/Injured				
10/21 DAL	Reserve/Injured				
10/28 @NYG	Reserve/Injured				
11/4 ATL	Reserve/Injured				
11/11 @TB					
11/18 HOU					
11/22 @DAL					
12/3 @PHI					
12/9 NYG					
12/16 @JAX					
12/23 @TEN					
12/30 PHI					
TOTALS	4	8	2.0	6	0

32 Samaje Perine

	ATT	YDS	AVG.	LG	TD
9/9 @ARI	Inactive				
9/16 IND	Inactive				
9/23 GB	Inactive				
10/8 @NO	Inactive				
10/14 CAR	1	3	3.0	3	0
10/21 DAL	2	2	1.0	7	0
10/28 @NYG	Inactive				
11/4 ATL	2	20	10.0	11	0
11/11 @TB					
11/18 HOU					
11/22 @DAL					
12/3 @PHI					
12/9 NYG					
12/16 @JAX					
12/23 @TEN					
12/30 PHI					
TOTALS	5	25	5.0	11	0

26 Adrian Peterson

	ATT	YDS	AVG.	LG	TD
9/9 @ARI	26	96	3.7	17	1
9/16 IND	11	20	1.8	14	0
9/23 GB	19	120	6.3	41	2
10/8 @NO	4	6	1.5	4	0
10/14 CAR	17	97	5.7	19	0
10/21 DAL	24	99	4.1	23	0
10/28 @NYG	26	149	5.7	64	1
11/4 ATL	9	17	1.9	11	0
11/11 @TB					
11/18 HOU					
11/22 @DAL					
12/3 @PHI					
12/9 NYG					
12/16 @JAX					
12/23 @TEN					
12/30 PHI					
TOTALS	136	604	4.4	64	4

2018 WASHINGTON REDSKINS STATISTICS

RECEIVING

46 Kapri Bibbs

	REC	YDS	AVG.	LG	TD
9/9 @ARI	Practice Squad				
9/16 IND	Practice Squad				
9/23 GB	0	0	0.0	0	0
10/8 @NO	0	0	0.0	0	0
10/14 CAR	1	6	6.0	6	0
10/21 DAL	4	43	10.8	23	1
10/28 @NYG	0	0	0.0	0	0
11/4 ATL	1	15	15.0	15	0
11/11 @TB					
11/18 HOU					
11/22 @DAL					
12/3 @PHI					
12/9 NYG					
12/16 @JAX					
12/23 @TEN					
12/30 PHI					
TOTALS	6	64	10.7	23	1

16 Jehu Chesson

	REC	YDS	AVG.	LG	TD
9/9 @ARI	Practice Squad				
9/16 IND	0	0	0.0	0	0
9/23 GB	Practice Squad				
10/8 @NO	Practice Squad				
10/14 CAR	Practice Squad				
10/21 DAL	0	0	0.0	0	0
10/28 @NYG	0	0	0.0	0	0
11/4 ATL	0	0	0.0	0	0
11/11 @TB					
11/18 HOU					
11/22 @DAL					
12/3 @PHI					
12/9 NYG					
12/16 @JAX					
12/23 @TEN					
12/30 PHI					
TOTALS	0	0	0	0	0

80 Jamison Crowder

	REC	YDS	AVG.	LG	TD
9/9 @ARI	3	32	10.7	17	0
9/16 IND	2	8	4.0	8	0
9/23 GB	4	39	9.8	18	1
10/8 @NO	4	55	13.8	24	0
10/14 CAR	Inactive				
10/21 DAL	Inactive				
10/28 @NYG	Inactive				
11/4 ATL	Inactive				
11/11 @TB					
11/18 HOU					
11/22 @DAL					
12/3 @PHI					
12/9 NYG					
12/16 @JAX					
12/23 @TEN					
12/30 PHI					
TOTALS	13	134	10.3	24	1

85 Vernon Davis

	REC	YDS	AVG.	LG	TD
9/9 @ARI	1	9	9.0	9	0
9/16 IND	1	7	7.0	7	0
9/23 GB	2	70	35.0	50	0
10/8 @NO	2	15	7.5	9	0
10/14 CAR	3	48	16.0	22	1
10/21 DAL	0	0	0.0	0	0
10/28 @NYG	1	21	21.0	21	0
11/4 ATL	5	62	12.4	20	0
11/11 @TB					
11/18 HOU					
11/22 @DAL					
12/3 @PHI					
12/9 NYG					
12/16 @JAX					
12/23 @TEN					
12/30 PHI					
TOTALS	15	232	15.5	50	1

18 Josh Doctson

	REC	YDS	AVG.	LG	TD
9/9 @ARI	1	11	11.0	11	0
9/16 IND	4	37	9.3	14	0
9/23 GB	0	0	0.0	0	0
10/8 @NO	Inactive				
10/14 CAR	3	20	6.7	8	0
10/21 DAL	3	42	14.0	15	0
10/28 @NYG	5	49	9.8	15	0
11/4 ATL	3	31	10.3	24	1
11/11 @TB					
11/18 HOU					
11/22 @DAL					
12/3 @PHI					
12/9 NYG					
12/16 @JAX					
12/23 @TEN					
12/30 PHI					
TOTALS	19	190	10.0	14	1

17 Michael Floyd

	REC	YDS	AVG.	LG	TD
9/9 @ARI	Not With Team				
9/16 IND	Not With Team				
9/23 GB	Inactive				
10/8 @NO	0	0	0.0	0	0
10/14 CAR	0	0	0.0	0	0
10/21 DAL	1	20	20.0	20	0
10/28 @NYG	0	0	0.0	0	0
11/4 ATL	0	0	0.0	0	0
11/11 @TB					
11/18 HOU					
11/22 @DAL					
12/3 @PHI					
12/9 NYG					
12/16 @JAX					
12/23 @TEN					
12/30 PHI					
TOTALS	1	20	20.0	0	0

2018 WASHINGTON REDSKINS STATISTICS

RECEIVING

13 Maurice Harris

	REC	YDS	AVG.	LG	TD
9/9 @ARI	Inactive				
9/16 IND	Inactive				
9/23 GB	0	0	0.0	0	0
10/8 @NO	3	47	15.7	42	0
10/14 CAR	3	13	4.3	13	0
10/21 DAL	3	22	7.3	10	0
10/28 @NYG	2	20	10.0	16	0
11/4 ATL	10	124	12.4	33	0
11/11 @TB					
11/18 HOU					
11/22 @DAL					
12/3 @PHI					
12/9 NYG					
12/16 @JAX					
12/23 @TEN					
12/30 PHI					
TOTALS	21	226	10.8	36	0

20 Rob Kelley

	REC	YDS	AVG.	LG	TD
9/9 @ARI	0	0	0.0	0	0
9/16 IND	0	0	0.0	0	0
9/23 GB	Reserve/Injured				
10/8 @NO	Reserve/Injured				
10/14 CAR	Reserve/Injured				
10/21 DAL	Reserve/Injured				
10/28 @NYG	Reserve/Injured				
11/4 ATL	Reserve/Injured				
11/11 @TB					
11/18 HOU					
11/22 @DAL					
12/3 @PHI					
12/9 NYG					
12/16 @JAX					
12/23 @TEN					
12/30 PHI					
TOTALS	0	0	0	0	0

32 Samaje Perine

	REC	YDS	AVG.	LG	TD
9/9 @ARI	Inactive				
9/16 IND	Inactive				
9/23 GB	Inactive				
10/8 @NO	Inactive				
10/14 CAR	1	-3	-3.0	-3	0
10/21 DAL	0	0	0.0	0	0
10/28 @NYG	Inactive				
11/4 ATL	2	8	4.0	8	0
11/11 @TB					
11/18 HOU					
11/22 @DAL					
12/3 @PHI					
12/9 NYG					
12/16 @JAX					
12/23 @TEN					
12/30 PHI					
TOTALS	3	5	1.7	8	0

26 Adrian Peterson

	REC	YDS	AVG.	LG	TD
9/9 @ARI	2	70	35.0	52	0
9/16 IND	3	30	10.0	21	0
9/23 GB	0	0	0.0	0	0
10/8 @NO	2	36	18.0	24	0
10/14 CAR	0	0	0.0	0	0
10/21 DAL	1	8	8.0	8	0
10/28 @NYG	1	7	7.0	7	1
11/4 ATL	3	16	5.3	8	0
11/11 @TB					
11/18 HOU					
11/22 @DAL					
12/3 @PHI					
12/9 NYG					
12/16 @JAX					
12/23 @TEN					
12/30 PHI					
TOTALS	12	167	13.9	52	1

83 Brian Quick

	REC	YDS	AVG.	LG	TD
9/9 @ARI	Not With Team				
9/16 IND	0	0	0.0	0	0
9/23 GB	0	0	0.0	0	0
10/8 @NO	1	6	6.0	6	0
10/14 CAR	2	12	6.0	6	0
10/21 DAL	0	0	0.0	0	0
10/28 @NYG	Inactive				
11/4 ATL	Inactive				
11/11 @TB					
11/18 HOU					
11/22 @DAL					
12/3 @PHI					
12/9 NYG					
12/16 @JAX					
12/23 @TEN					
12/30 PHI					
TOTALS	3	18	6.0	6	0

14 Trey Quinn

	REC	YDS	AVG.	LG	TD
9/9 @ARI	0	0	0.0	0	0
9/16 IND	Reserve/Injured				
9/23 GB	Reserve/Injured				
10/8 @NO	Reserve/Injured				
10/14 CAR	Reserve/Injured				
10/21 DAL	Reserve/Injured				
10/28 @NYG	Reserve/Injured				
11/4 ATL	Reserve/Injured				
11/11 @TB					
11/18 HOU					
11/22 @DAL					
12/3 @PHI					
12/9 NYG					
12/16 @JAX					
12/23 @TEN					
12/30 PHI					
TOTALS	0	0	0	0	0

2018 WASHINGTON REDSKINS STATISTICS

RECEIVING

86 Jordan Reed

	REC	YDS	AVG.	LG	TD
9/9 @ARI	4	48	12.0	22	1
9/16 IND	6	55	9.2	19	0
9/23 GB	4	65	16.3	34	0
10/8 @NO	1	21	21.0	21	0
10/14 CAR	5	36	7.2	10	0
10/21 DAL	2	43	21.5	27	0
10/28 @NYG	7	38	5.4	7	0
11/4 ATL	4	34	8.5	12	0
11/11 @TB					
11/18 HOU					
11/22 @DAL					
12/3 @PHI					
12/9 NYG					
12/16 @JAX					
12/23 @TEN					
12/30 PHI					
TOTALS	33	340	10.3	34	1

10 Paul Richardson Jr.

	REC	YDS	AVG.	LG	TD
9/9 @ARI	4	22	5.5	7	0
9/16 IND	4	63	15.8	34	0
9/23 GB	1	46	46.0	46	1
10/8 @NO	4	50	12.5	23	0
10/14 CAR	3	31	10.3	21	1
10/21 DAL	Inactive				
10/28 @NYG	2	34	17.0	25	0
11/4 ATL	2	16	8.0	11	0
11/11 @TB					
11/18 HOU					
11/22 @DAL					
12/3 @PHI					
12/9 NYG					
12/16 @JAX					
12/23 @TEN					
12/30 PHI					
TOTALS	20	262	13.1	46	2

89 Cam Sims

	REC	YDS	AVG.	LG	TD
9/9 @ARI	0	0	0.0	0	0
9/16 IND	Reserve/Injured				
9/23 GB	Reserve/Injured				
10/8 @NO	Reserve/Injured				
10/14 CAR	Reserve/Injured				
10/21 DAL	Reserve/Injured				
10/28 @NYG	Reserve/Injured				
11/4 ATL	Reserve/Injured				
11/11 @TB					
11/18 HOU					
11/22 @DAL					
12/3 @PHI					
12/9 NYG					
12/16 @JAX					
12/23 @TEN					
12/30 PHI					
TOTALS	0	0	0	0	0

87 Jeremy Sprinkle

	REC	YDS	AVG.	LG	TD
9/9 @ARI	0	0	0.0	0	0
9/16 IND	0	0	0.0	0	0
9/23 GB	0	0	0.0	0	0
10/8 @NO	0	0	0.0	0	0
10/14 CAR	0	0	0.0	0	0
10/21 DAL	0	0	0.0	0	0
10/28 @NYG	0	0	0.0	0	0
11/4 ATL	0	0	0.0	0	0
11/11 @TB					
11/18 HOU					
11/22 @DAL					
12/3 @PHI					
12/9 NYG					
12/16 @JAX					
12/23 @TEN					
12/30 PHI					
TOTALS	0	0	0	0	0

25 Chris Thompson

	REC	YDS	AVG.	LG	TD
9/9 @ARI	6	63	10.5	23	1
9/16 IND	13	92	7.1	14	0
9/23 GB	1	0	0.0	0	0
10/8 @NO	6	45	7.5	17	0
10/14 CAR	Inactive				
10/21 DAL	Inactive				
10/28 @NYG	2	9	4.5	6	0
11/4 ATL	Inactive				
11/11 @TB					
11/18 HOU					
11/22 @DAL					
12/3 @PHI					
12/9 NYG					
12/16 @JAX					
12/23 @TEN					
12/30 PHI					
TOTALS	28	209	7.5	23	1

2018 WASHINGTON REDSKINS STATISTICS

DEFENSIVE LINE

95 Jonathan Allen

	TOT	SOLO	ASST.	SACKS/YDS	PD	INT.	FR	FF
9/9 @ARI	1	0	1	0/0	0	0	0	0
9/16 IND	4	3	1	0/0	0	0	0	0
9/23 GB	5	3	2	2/14	0	0	0	0
10/8 @NO	5	0	5	0/0	0	0	0	0
10/14 CAR	2	2	0	0/0	0	0	0	0
10/21 DAL	2	1	1	1/8	0	0	0	0
10/28 @NYG	3	1	2	1/9	0	0	0	0
11/4 ATL	3	3	0	0/0	0	0	0	0
11/11 @TB								
11/18 HOU								
11/22 @DAL								
12/3 @PHI								
12/9 NYG								
12/16 @JAX								
12/23 @TEN								
12/30 PHI								
TOTALS	10	13	12	4/31	0	0	0	0

99 Caleb Brantley

	TOT	SOLO	ASST.	SACKS/YDS	PD	INT.	FR	FF
9/9 @ARI	Inactive							
9/16 IND	Inactive							
9/23 GB	Inactive							
10/8 @NO	Inactive							
10/14 CAR	Inactive							
10/21 DAL	0	0	0	0/0	0	0	0	0
10/28 @NYG	0	0	0	0/0	0	0	0	0
11/4 ATL	0	0	0	0/0	0	0	0	0
11/11 @TB								
11/18 HOU								
11/22 @DAL								
12/3 @PHI								
12/9 NYG								
12/16 @JAX								
12/23 @TEN								
12/30 PHI								
TOTALS	0	0	0	0/0	0	0	0	0

90 Ziggy Hood

	TOT	SOLO	ASST.	SACKS/YDS	PD	INT.	FR	FF
9/9 @ARI	1	0	1	0/0	0	0	0	0
9/16 IND	2	1	1	0/0	0	0	0	0
9/23 GB	0	0	0	0/0	0	0	0	0
10/8 @NO	0	0	0	0/0	0	0	0	0
10/14 CAR	0	0	0	0	0	0	0	0
10/21 DAL	Not With Team							
10/28 @NYG	Not With Team							
11/4 ATL	Not With Team							
11/11 @TB								
11/18 HOU								
11/22 @DAL								
12/3 @PHI								
12/9 NYG								
12/16 @JAX								
12/23 @TEN								
12/30 PHI								
TOTALS	3	1	2	0/0	0	0	0	0

98 Matt Ioannidis

	TOT	SOLO	ASST.	SACKS/YDS	PD	INT.	FR	FF
9/9 @ARI	1	1	0	1/4	0	0	1	1
9/16 IND	2	2	0	1/2	0	0	0	0
9/23 GB	2	1	1	1/7	0	0	0	0
10/8 @NO	3	1	2	0/0	0	0	0	0
10/14 CAR	1	1	0	0/0	0	0	0	0
10/21 DAL	1	1	0	0/0	0	0	0	0
10/28 @NYG	5	4	1	2.5/16	0	0	0	0
11/4 ATL	7	6	1	1/8	0	0	0	0
11/11 @TB								
11/18 HOU								
11/22 @DAL								
12/3 @PHI								
12/9 NYG								
12/16 @JAX								
12/23 @TEN								
12/30 PHI								
TOTALS	22	17	5	6.5/37	0	0	1	1

95 Daron Payne

	TOT	SOLO	ASST.	SACKS/YDS	PD	INT.	FR	FF
9/9 @ARI	3	2	1	0/0	0	0	0	0
9/16 IND	2	1	1	0/0	0	0	0	0
9/23 GB	5	4	1	1/4	0	0	0	0
10/8 @NO	4	3	1	1/6	0	0	0	1
10/14 CAR	3	2	1	0/0	0	0	0	0
10/21 DAL	4	1	3	0/0	1	0	0	0
10/28 @NYG	4	3	1	1/6	0	0	0	0
11/4 ATL	1	0	1	0/0	0	0	0	0
11/11 @TB								
11/18 HOU								
11/22 @DAL								
12/3 @PHI								
12/9 NYG								
12/16 @JAX								
12/23 @TEN								
12/30 PHI								
TOTALS	26	16	10	3/16	1	0	0	1

97 Tim Settle

	TOT	SOLO	ASST.	SACKS/YDS	PD	INT.	FR	FF
9/9 @ARI	0	0	0	0/0	0	0	0	0
9/16 IND	0	0	0	0/0	0	0	0	0
9/23 GB	0	0	0	0/0	0	0	0	0
10/8 @NO	0	0	0	0/0	0	0	0	0
10/14 CAR	0	0	0	0/0	0	0	0	0
10/21 DAL	0	0	0	0/0	0	0	0	0
10/28 @NYG	0	0	0	0/0	0	0	0	0
11/4 ATL	0	0	0	0/0	0	0	0	0
11/11 @TB								
11/18 HOU								
11/22 @DAL								
12/3 @PHI								
12/9 NYG								
12/16 @JAX								
12/23 @TEN								
12/30 PHI								
TOTALS	0	0	0	0/0	0	0	0	0

2018 WASHINGTON REDSKINS STATISTICS

LINEBACKERS

52 Ryan Anderson

	TOT	SOLO	ASST.	SACKS/YDS	PD	INT.	FR	FF
9/9 @ARI	1	1	0	1/4	0	0	0	0
9/16 IND	0	0	0	0/0	0	0	0	0
9/23 GB	1	0	1	0/0	0	0	0	0
10/8 @NO	3	1	2	0/0	0	0	0	0
10/14 CAR	1	0	1	0/0	0	0	0	0
10/21 DAL	1	1	0	1/0	0	0	0	0
10/28 @NYG	1	0	1	0/0	0	0	0	0
11/4 ATL	1	1	0	0/0	0	0	0	0
11/11 @TB								
11/18 HOU								
11/22 @DAL								
12/3 @PHI								
12/9 NYG								
12/16 @JAX								
12/23 @TEN								
12/30 PHI								
TOTALS	9	4	5	2/4	0	0	0	0

53 Zach Brown

	TOT	SOLO	ASST.	SACKS/YDS	PD	INT.	FR	FF
9/9 @ARI	5	5	0	0/0	0	0	0	0
9/16 IND	10	4	6	0/0	0	0	0	0
9/23 GB	6	3	3	0/0	0	0	0	0
10/8 @NO	6	4	2	0/0	0	0	0	0
10/14 CAR	6	5	1	0/0	0	0	0	0
10/21 DAL	9	8	1	0/0	0	0	0	0
10/28 @NYG	6	3	3	0/0	1	0	0	0
11/4 ATL	3	3	0	0/0	0	0	0	0
11/11 @TB								
11/18 HOU								
11/22 @DAL								
12/3 @PHI								
12/9 NYG								
12/16 @JAX								
12/23 @TEN								
12/30 PHI								
TOTALS	51	35	16	0/0	1	0	0	0

54 Mason Foster

	TOT	SOLO	ASST.	SACKS/YDS	PD	INT.	FR	FF
9/9 @ARI	5	3	2	0/0	0	0	0	0
9/16 IND	11	8	3	0/0	1	0	0	0
9/23 GB	10	2	8	0/0	0	0	0	0
10/8 @NO	10	6	4	0/0	0	0	0	0
10/14 CAR	6	4	2	0/0	0	0	1	0
10/21 DAL	9	6	3	0/0	0	0	0	0
10/28 @NYG	13	9	4	0/0	0	0	0	0
11/4 ATL	5	3	2	0/0	0	0	0	0
11/11 @TB								
11/18 HOU								
11/22 @DAL								
12/3 @PHI								
12/9 NYG								
12/16 @JAX								
12/23 @TEN								
12/30 PHI								
TOTALS	69	41	28	0/0	1	0	1	0

51 Shaun Dion Hamilton

	TOT	SOLO	ASST.	SACKS/YDS	PD	INT.	FR	FF
9/9 @ARI	0	0	0	0/0	0	0	0	0
9/16 IND	0	0	0	0/0	0	0	0	0
9/23 GB	2	2	0	0/0	0	0	0	0
10/8 @NO	0	0	0	0/0	0	0	0	0
10/14 CAR	1	1	0	0/0	0	0	0	1
10/21 DAL	0	0	0	0/0	0	0	0	0
10/28 @NYG	0	0	0	0/0	0	0	0	0
11/4 ATL	0	0	0	0/0	0	0	0	0
11/11 @TB								
11/18 HOU								
11/22 @DAL								
12/3 @PHI								
12/9 NYG								
12/16 @JAX								
12/23 @TEN								
12/30 PHI								
TOTALS	3	3	0	0/0	0	0	0	1

40 Josh Harvey-Clemons

	TOT	SOLO	ASST.	SACKS/YDS	PD	INT.	FR	FF
9/9 @ARI	0	0	0	0/0	1	0	0	0
9/16 IND	0	0	0	0/0	0	0	0	0
9/23 GB	3	2	1	0/0	0	0	0	0
10/8 @NO	1	1	0	0/0	0	0	0	0
10/14 CAR	4	3	1	0/0	0	0	0	0
10/21 DAL	1	1	0	0/0	1	0	0	0
10/28 @NYG	3	3	0	1/7	0	0	0	0
11/4 ATL	3	2	1	0/0	0	0	0	0
11/11 @TB								
11/18 HOU								
11/22 @DAL								
12/3 @PHI								
12/9 NYG								
12/16 @JAX								
12/23 @TEN								
12/30 PHI								
TOTALS	15	12	3	1/7	2	0	0	0

91 Ryan Kerrigan

	TOT	SOLO	ASST.	SACKS/YDS	PD	INT.	FR	FF
9/9 @ARI	0	0	0	0/0	0	0	0	0
9/16 IND	1	0	1	0/0	0	0	0	0
9/23 GB	1	0	1	0/0	0	0	0	0
10/8 @NO	3	3	0	1/8	0	0	0	0
10/14 CAR	1	1	0	0/0	0	0	0	0
10/21 DAL	5	4	1	2/15	1	0	0	1
10/28 @NYG	4	2	2	1.5/12	0	0	0	0
11/4 ATL	2	2	0	1/5	0	0	0	0
11/11 @TB								
11/18 HOU								
11/22 @DAL								
12/3 @PHI								
12/9 NYG								
12/16 @JAX								
12/23 @TEN								
12/30 PHI								
TOTALS	17	12	5	5.5/40	1	0	0	1

2018 WASHINGTON REDSKINS STATISTICS

LINEBACKERS

50 Josh Keyes

	TOT	SOLO	ASST.	SACKS/YDS	PD	INT.	FR	FF
9/9 @ARI	Inactive							
9/16 IND	Not With Team							
9/23 GB	Not With Team							
10/8 @NO	Not With Team							
10/14 CAR	Not With Team							
10/21 DAL	Not With Team							
10/28 @NYG	Not With Team							
11/4 ATL	Not With Team							
11/11 @TB								
11/18 HOU								
11/22 @DAL								
12/3 @PHI								
12/9 NYG								
12/16 @JAX								
12/23 @TEN								
12/30 PHI								
TOTALS	0	0	0	0/0	0	0	0	0

96 Pernell McPhee

	TOT	SOLO	ASST.	SACKS/YDS	PD	INT.	FR	FF
9/9 @ARI	1	0	1	0/0	0	0	0	0
9/16 IND	0	0	0	0/0	0	0	0	0
9/23 GB	0	0	0	0/0	0	0	0	0
10/8 @NO	1	1	0	0/0	0	0	1	0
10/14 CAR	0	0	0	0/0	0	0	0	0
10/21 DAL	0	0	0	0/0	0	0	0	0
10/28 @NYG	1	1	0	0/0	0	0	0	0
11/4 ATL	1	1	0	0/0	1	0	0	0
11/11 @TB								
11/18 HOU								
11/22 @DAL								
12/3 @PHI								
12/9 NYG								
12/16 @JAX								
12/23 @TEN								
12/30 PHI								
TOTALS	4	3	1	0/0	1	0	1	0

94 Preston Smith

	TOT	SOLO	ASST.	SACKS/YDS	PD	INT.	FR	FF
9/9 @ARI	0	0	0	0/0	0	0	0	0
9/16 IND	4	2	2	0/0	0	0	0	0
9/23 GB	7	6	1	0/0	0	0	0	0
10/8 @NO	4	2	2	0/0	0	0	0	0
10/14 CAR	1	1	0	0/0	0	0	0	0
10/21 DAL	1	0	1	0/0	1	0	1	0
10/28 @NYG	3	1	2	0/0	1	0	0	0
11/4 ATL	1	1	0	0/0	0	0	0	0
11/11 @TB								
11/18 HOU								
11/22 @DAL								
12/3 @PHI								
12/9 NYG								
12/16 @JAX								
12/23 @TEN								
12/30 PHI								
TOTALS	21	13	8	0/0	2	0	1	0

56 Zach Vigil

	TOT	SOLO	ASST.	SACKS/YDS	PD	INT.	FR	FF
9/9 @ARI	3	3	0	0/0	0	0	0	0
9/16 IND	0	0	0	0/0	0	0	0	0
9/23 GB	0	0	0	0/0	0	0	0	0
10/8 @NO	0	0	0	0/0	0	0	0	0
10/14 CAR	0	0	0	0/0	0	0	0	0
10/21 DAL	0	0	0	0/0	0	0	0	0
10/28 @NYG	0	0	0	0/0	0	0	0	0
11/4 ATL	0	0	0	0/0	0	0	0	0
11/11 @TB								
11/18 HOU								
11/22 @DAL								
12/3 @PHI								
12/9 NYG								
12/16 @JAX								
12/23 @TEN								
12/30 PHI								
TOTALS	3	3	0	0/0	0	0	0	0

2018 WASHINGTON REDSKINS STATISTICS

DEFENSIVE BACKS

39 Adonis Alexander

	TOT	SOLO	ASST.	SACKS/YDS	PD	INT.	FR	FF
9/9 @ARI	Inactive							
9/16 IND	Inactive							
9/23 GB	Inactive							
10/8 @NO	Inactive							
10/14 CAR	Inactive							
10/21 DAL	0	0	0	0/0	0	0	0	0
10/28 @NYG	0	0	0	0/0	0	0	0	0
11/4 ATL	Inactive							
11/11 @TB								
11/18 HOU								
11/22 @DAL								
12/3 @PHI								
12/9 NYG								
12/16 @JAX								
12/23 @TEN								
12/30 PHI								
TOTALS	0	0	0	0/0	0	0	0	0

20 Ha Ha Clinton-Dix

	TOT	SOLO	ASST.	SACKS/YDS	PD	INT.	FR	FF
9/9 @ARI	Not With Team							
9/16 IND	Not With Team							
9/23 GB	Not With Team							
10/8 @NO	Not With Team							
10/14 CAR	Not With Team							
10/21 DAL	Not With Team							
10/28 @NYG	Not With Team							
11/4 ATL	7	5	2	0/0	0	0	0	0
11/11 @TB								
11/18 HOU								
11/22 @DAL								
12/3 @PHI								
12/9 NYG								
12/16 @JAX								
12/23 @TEN								
12/30 PHI								
TOTALS	7	5	2	0/0	0	0	0	0

47 Quinton Dunbar

	TOT	SOLO	ASST.	SACKS/YDS	PD	INT.	FR	FF
9/9 @ARI	5	4	1	0/0	3	1	0	0
9/16 IND	5	5	0	0/0	1	0	0	0
9/23 GB	6	6	0	0/0	0	0	0	0
10/8 @NO	6	5	1	0/0	1	0	0	0
10/14 CAR	6	6	0	0/0	0	0	0	0
10/21 DAL	Inactive							
10/28 @NYG	Inactive							
11/4 ATL	6	5	1	0/0	3	1	0	0
11/11 @TB								
11/18 HOU								
11/22 @DAL								
12/3 @PHI								
12/9 NYG								
12/16 @JAX								
12/23 @TEN								
12/30 PHI								
TOTALS	34	31	3	0/0	8	2	0	0

22 Deshaazor Everett

	TOT	SOLO	ASST.	SACKS/YDS	PD	INT.	FR	FF
9/9 @ARI	0	0	0	0/0	0	0	0	0
9/16 IND	0	0	0	0/0	0	0	0	0
9/23 GB	1	1	0	0/0	0	0	0	0
10/8 @NO	1	1	0	0/0	0	0	0	0
10/14 CAR	0	0	0	0/0	0	0	0	0
10/21 DAL	0	0	0	0/0	0	0	0	0
10/28 @NYG	0	0	0	0/0	0	0	0	0
11/4 ATL	0	0	0	0/0	0	0	0	0
11/11 @TB								
11/18 HOU								
11/22 @DAL								
12/3 @PHI								
12/9 NYG								
12/16 @JAX								
12/23 @TEN								
12/30 PHI								
TOTALS	2	2	0	0/0	0	0	0	0

41 Danny Johnson

	TOT	SOLO	ASST.	SACKS/YDS	PD	INT.	FR	FF
9/9 @ARI	1	1	0	0/0	0	0	0	0
9/16 IND	0	0	0	0/0	0	0	0	0
9/23 GB	0	0	0	0/0	0	0	0	0
10/8 @NO	1	1	0	0/0	0	0	0	0
10/14 CAR	1	0	1	0/0	0	0	0	0
10/21 DAL	1	1	0	0/0	0	0	0	0
10/28 @NYG	0	0	0	0/0	0	0	0	0
11/4 ATL	2	2	0	0/0	0	0	0	0
11/11 @TB								
11/18 HOU								
11/22 @DAL								
12/3 @PHI								
12/9 NYG								
12/16 @JAX								
12/23 @TEN								
12/30 PHI								
TOTALS	6	5	1	0/0	0	0	0	0

48 Kenny Ladler

	TOT	SOLO	ASST.	SACKS/YDS	PD	INT.	FR	FF
9/9 @ARI	Practice Squad							
9/16 IND	0	0	0	0/0	0	0	0	0
9/23 GB	1	1	0	0/0	0	0	0	0
10/8 @NO	1	0	1	0/0	0	0	0	0
10/14 CAR	1	0	1	0/0	0	0	0	0
10/21 DAL	0	0	0	0/0	0	0	0	0
10/28 @NYG	Inactive							
11/4 ATL	Inactive							
11/11 @TB								
11/18 HOU								
11/22 @DAL								
12/3 @PHI								
12/9 NYG								
12/16 @JAX								
12/23 @TEN								
12/30 PHI								
TOTALS	3	1	2	0/0	0	0	0	0

2018 WASHINGTON REDSKINS STATISTICS

DEFENSIVE BACKS

31 Fabian Moreau

	TOT	SOLO	ASST.	SACKS/YDS	PD	INT.	FR	FF
9/9 @ARI	2	1	1	0/0	0	0	0	0
9/16 IND	2	1	1	0/0	0	0	0	0
9/23 GB	4	3	1	0/0	0	0	0	1
10/8 @NO	5	3	2	0/0	0	0	0	1
10/14 CAR	2	2	0	0/0	0	0	0	0
10/21 DAL	4	2	2	0/0	0	0	0	0
10/28 @NYG	5	3	2	0/0	0	0	0	0
11/4 ATL	4	1	3	0/0	1	0	0	0
11/11 @TB								
11/18 HOU								
11/22 @DAL								
12/3 @PHI								
12/9 NYG								
12/16 @JAX								
12/23 @TEN								
12/30 PHI								
TOTALS	28	16	12	0/0	1	0	0	2

35 Montae Nicholson

	TOT	SOLO	ASST.	SACKS/YDS	PD	INT.	FR	FF
9/9 @ARI	5	5	0	0/0	0	0	0	0
9/16 IND	6	4	2	0/0	1	0	0	0
9/23 GB	8	4	4	0/0	0	0	0	0
10/8 @NO	3	2	1	0/0	0	0	0	0
10/14 CAR	3	2	1	0/0	0	0	0	0
10/21 DAL	2	2	0	0/0	0	0	0	0
10/28 @NYG	5	4	1	0/0	0	0	0	0
11/4 ATL	4	3	1	0/0	0	0	0	0
11/11 @TB								
11/18 HOU								
11/22 @DAL								
12/3 @PHI								
12/9 NYG								
12/16 @JAX								
12/23 @TEN								
12/30 PHI								
TOTALS	36	26	10	0/0	1	0	0	0

24 Josh Norman

	TOT	SOLO	ASST.	SACKS/YDS	PD	INT.	FR	FF
9/9 @ARI	1	1	0	0/0	0	0	0	0
9/16 IND	7	4	3	0/0	0	0	0	0
9/23 GB	7	2	5	0/0	0	0	1	0
10/8 @NO	3	3	0	0/0	0	0	0	0
10/14 CAR	5	4	1	0/0	1	1	0	1
10/21 DAL	5	5	0	0/0	0	0	0	1
10/28 @NYG	4	1	3	0/0	1	0	0	0
11/4 ATL	6	3	3	0/0	2	0	0	0
11/11 @TB								
11/18 HOU								
11/22 @DAL								
12/3 @PHI								
12/9 NYG								
12/16 @JAX								
12/23 @TEN								
12/30 PHI								
TOTALS	38	23	15	0/0	4	1	1	2

37 Greg Stroman

	TOT	SOLO	ASST.	SACKS/YDS	PD	INT.	FR	FF
9/9 @ARI	0	0	0	0/0	0	0	0	0
9/16 IND	0	0	0	0/0	0	0	0	0
9/23 GB	0	0	0	0/0	0	0	0	0
10/8 @NO	1	1	0	0/0	0	0	0	0
10/14 CAR	0	0	0	0/0	0	0	0	0
10/21 DAL	4	4	0	0/0	0	0	0	0
10/28 @NYG	6	4	2	0/0	2	0	0	0
11/4 ATL	0	0	0	0/0	0	0	0	0
11/11 @TB								
11/18 HOU								
11/22 @DAL								
12/3 @PHI								
12/9 NYG								
12/16 @JAX								
12/23 @TEN								
12/30 PHI								
TOTALS	11	9	2	0/0	2	0	0	0

36 D.J. Swearinger

	TOT	SOLO	ASST.	SACKS/YDS	PD	INT.	FR	FF
9/9 @ARI	5	5	0	0/0	1	0	0	0
9/16 IND	3	3	0	0/0	2	2	0	0
9/23 GB	2	2	0	0/0	1	0	0	0
10/8 @NO	5	4	1	0/0	0	0	0	0
10/14 CAR	7	4	3	1/6	0	0	0	1
10/21 DAL	4	3	1	0/0	0	0	1	1
10/28 @NYG	5	4	1	0/0	3	2	0	0
11/4 ATL	0	0	0	0/0	0	0	0	0
11/11 @TB								
11/18 HOU								
11/22 @DAL								
12/3 @PHI								
12/9 NYG								
12/16 @JAX								
12/23 @TEN								
12/30 PHI								
TOTALS	31	25	6	1/6	7	4	1	2

2018 WASHINGTON REDSKINS STATISTICS

KICKOFF RETURNS

46 Kapri Bibbs

	NO.	YDS	AVG.	FC	LG	TD
9/9 @ARI	Practice Squad					
9/16 IND	Practice Squad					
9/23 GB	0	0	0.0	0	0	0
10/8 @NO	0	0	0.0	0	0	0
10/14 CAR	1	18	18.0	0	18	0
10/21 DAL	0	0	0.0	0	0	0
10/28 @NYG	1	20	20.0	0	20	0
11/4 ATL	1	19	19.0	0	19	0
11/11 @TB						
11/18 HOU						
11/22 @DAL						
12/3 @PHI						
12/9 NYG						
12/16 @JAX						
12/23 @TEN						
12/30 PHI						
TOTALS	3	57	19.0	0	20	0

41 Danny Johnson

	NO.	YDS	AVG.	FC	LG	TD
9/9 @ARI	1	24	24.0	0	24	0
9/16 IND	0	0	0.0	0	0	0
9/23 GB	1	15	15.0	0	15	0
10/8 @NO	2	45	22.5	0	26	0
10/14 CAR	0	0	0.0	0	0	0
10/21 DAL	0	0	0.0	0	0	0
10/28 @NYG	0	0	0.0	0	0	0
11/4 ATL	0	0	0.0	0	0	0
11/11 @TB						
11/18 HOU						
11/22 @DAL						
12/3 @PHI						
12/9 NYG						
12/16 @JAX						
12/23 @TEN						
12/30 PHI						
TOTALS	4	84	21.0	0	26	0

13 Maurice Harris

	NO.	YDS	AVG.	FC	LG	TD
9/9 @ARI	Inactive					
9/16 IND	Inactive					
9/23 GB	0	0	0.0	0	0	0
10/8 @NO	0	0	0.0	0	0	0
10/14 CAR	0	0	0.0	0	0	0
10/21 DAL	0	0	0.0	0	0	0
10/28 @NYG	0	0	0.0	0	0	0
11/4 ATL	0	0	0.0	0	0	0
11/11 @TB						
11/18 HOU						
11/22 @DAL						
12/3 @PHI						
12/9 NYG						
12/16 @JAX						
12/23 @TEN						
12/30 PHI						
TOTALS	0	0	0	0	0	0

87 Jeremy Sprinkle

	NO.	YDS	AVG.	FC	LG	TD
9/9 @ARI	0	0	0	0	0	0
9/16 IND	0	0	0	0	0	0
9/23 GB	0	0	0.0	0	0	0
10/8 @NO	0	0	0.0	0	0	0
10/14 CAR	1	6	6.0	0	6	0
10/21 DAL	0	0	0.0	0	0	0
10/28 @NYG	0	0	0.0	0	0	0
11/4 ATL	0	0	0.0	0	0	0
11/11 @TB						
11/18 HOU						
11/22 @DAL						
12/3 @PHI						
12/9 NYG						
12/16 @JAX						
12/23 @TEN						
12/30 PHI						
TOTALS	1	6	6.0	0	6	0

37 Greg Stroman

	NO.	YDS	AVG.	FC	LG	TD
9/9 @ARI	0	0	0	0	0	0
9/16 IND	1	16	16.0	0	16	0
9/23 GB	1	18	18.0	0	18	0
10/8 @NO	0	0	0.0	0	0	0
10/14 CAR	0	0	0.0	0	0	0
10/21 DAL	0	0	0.0	0	0	0
10/28 @NYG	0	0	0.0	0	0	0
11/4 ATL	4	76	19.0	0	23	0
11/11 @TB						
11/18 HOU						
11/22 @DAL						
12/3 @PHI						
12/9 NYG						
12/16 @JAX						
12/23 @TEN						
12/30 PHI						
TOTALS	6	110	18.3	0	23	0

25 Chris Thompson

	NO.	YDS	AVG.	FC	LG	TD
9/9 @ARI	1	0	0.0	0	0	0
9/16 IND	0	0	0.0	0	0	0
9/23 GB	0	0	0.0	0	0	0
10/8 @NO	0	0	0.0	0	0	0
10/14 CAR	Inactive					
10/21 DAL	Inactive					
10/28 @NYG	0	0	0.0	0	0	0
11/4 ATL	Inactive					
11/11 @TB						
11/18 HOU						
11/22 @DAL						
12/3 @PHI						
12/9 NYG						
12/16 @JAX						
12/23 @TEN						
12/30 PHI						
TOTALS	1	0	0.0	0	0	0

2018 WASHINGTON REDSKINS STATISTICS

PUNT RETURNS

13 Maurice Harris

	NO.	YDS	AVG.	FC	LG	TD
9/9 @ARI	Inactive					
9/16 IND	Inactive					
9/23 GB	0	0	0.0	0	0	0
10/8 @NO	0	0	0.0	0	0	0
10/14 CAR	0	0	0.0	0	0	0
10/21 DAL	0	0	0.0	0	0	0
10/28 @NYG	0	0	0.0	0	0	0
11/4 ATL	0	0	0.0	0	0	0
11/11 @TB						
11/18 HOU						
11/22 @DAL						
12/3 @PHI						
12/9 NYG						
12/16 @JAX						
12/23 @TEN						
12/30 PHI						
TOTALS	0	0	0	0	0	0

14 Trey Quinn

	NO.	YDS	AVG.	FC	LG	TD
9/9 @ARI	2	12	6.0	2	12	0
9/16 IND	Injured Reserve					
9/23 GB	Injured Reserve					
10/8 @NO	Injured Reserve					
10/14 CAR	Injured Reserve					
10/21 DAL	Injured Reserve					
10/28 @NYG	Injured Reserve					
11/4 ATL	Injured Reserve					
11/11 @TB						
11/18 HOU						
11/22 @DAL						
12/3 @PHI						
12/9 NYG						
12/16 @JAX						
12/23 @TEN						
12/30 PHI						
TOTALS	2	12	6.0	2	12	0

37 Greg Stroman

	NO.	YDS	AVG.	FC	LG	TD
9/9 @ARI	0	0	0	0	0	0
9/16 IND	1	6	6.0	3	6	0
9/23 GB	1	9	9.0	3	9	0
10/8 @NO	0	0	0.0	0	0	0
10/14 CAR	1	10	10.0	1	10	0
10/21 DAL	1	3	3.0	2	3	0
10/28 @NYG	0	0	0.0	1	0	0
11/4 ATL	1	0	0.0	1	0	0
11/11 @TB						
11/18 HOU						
11/22 @DAL						
12/3 @PHI						
12/9 NYG						
12/16 @JAX						
12/23 @TEN						
12/30 PHI						
TOTALS	5	28	5.6	11	10	0

2018 WASHINGTON REDSKINS STATISTICS

KICKING

3 Dustin Hopkins

	XP - XPA		Under 20		20-29 Yds		30-39 Yds		40-49 Yds		50+ Yds		Total		OPPONENTS' KICKOFF RETURNS				
	FG	- FGA	FG	- FGA	FG	- FGA	FG	- FGA	FG	- FGA	FG	- FGA	FG	- FGA	NO.	YDS	AVG.	TB	TD
9/9 @ARI	3	- 3	0	- 0	0	- 0	1	- 1	0	- 0	0	- 0	1	- 1	0	0	0.0	4	0
9/16 IND	0	- 0	0	- 0	1	- 1	0	- 0	2	- 3	0	- 0	3	- 4	1	19	19.0	3	0
9/23 GB	4	- 4	0	- 0	0	- 0	1	- 1	0	- 0	0	- 0	1	- 1	1	25	25.0	5	0
10/8 @NO	1	- 1	0	- 0	0	- 0	1	- 1	0	- 0	1	- 1	2	- 2	2	43	21.5	3	0
10/14 CAR	2	- 2	0	- 0	1	- 1	0	- 0	1	- 1	1	- 1	3	- 3	2	37	18.5	4	0
10/21 DAL	2	- 2	0	- 0	2	- 2	0	- 0	0	- 0	0	- 0	2	- 2	1	26	26.0	4	0
10/28 @NYG	2	- 2	0	- 0	0	- 0	1	- 1	0	- 1	1	- 1	2	- 3	1	30	30.0	4	0
11/4 ATL	2	- 2	0	- 0	0	- 0	0	- 0	0	- 0	0	- 0	0	- 0	0	0	0.0	3	0
11/11 @TB	-		-		-		-		-		-								
11/18 HOU	-		-		-		-		-		-								
11/22 @DAL	-		-		-		-		-		-								
12/3 @PHI	-		-		-		-		-		-								
12/9 NYG	-		-		-		-		-		-								
12/16 @JAX	-		-		-		-		-		-								
12/23 @TEN	-		-		-		-		-		-								
12/30 PHI																			
TOTALS	16	- 16	0	- 0	4	- 4	4	- 4	3	- 5	3	- 3	14	- 16	8	180	22.5	30	0
	100.0%		0.0%		100.0%		100.0%		60.0%		100.0%		87.5%						

2018 WASHINGTON REDSKINS STATISTICS

PUNTING

5 Tress Way

	NO.	YDS	LG	GROSS AVG.	NET AVG.	TB	INSIDE 20	BLK	OPPONENTS' PUNT RETURNS				
	NO.	YDS	LG	GROSS AVG.	NET AVG.	TB	INSIDE 20	BLK	NO.	YDS	AVG.	FC	TD
9/9 @ARI	4	186	59	46.5	35.5	0	2	0	2	44	22.0	2	0
9/16 IND	5	182	53	36.4	36.4	0	2	0	0	0	0.0	2	0
9/23 GB	5	235	57	47	41.2	0	1	0	4	29	7.3	1	0
10/8 @NO	3	110	37	36.7	36.7	0	1	0	1	0	0.0	2	0
10/14 CAR	4	164	51	41.0	41	0	2	0	1	0	0.0	1	0
10/21 DAL	6	227	41	37.83333	36	0	5	0	3	11	3.7	2	0
10/28 @NYG	5	246	58	49.2	45.6	0	3	0	4	18	4.5	0	0
11/4 ATL	5	245	62	49	48.2	0	4	0	1	4	4.0	3	0
11/11 @TB													
11/18 HOU													
11/22 @DAL													
12/3 @PHI													
12/9 NYG													
12/16 @JAX													
12/23 @TEN													
12/30 PHI													
TOTALS	37	1595	62	43.1	40.2	0	20	0	16	106	6.6	13	0

2018 WASHINGTON REDSKINS STATISTICS

TAKEAWAYS

REDSKINS

[illegible]

OPPONENTS

[illegible]

2018 WASHINGTON REDSKINS STATISTICS

SCORING DRIVES

REDSKINS

	OBTAINED	SCORING PLAY	PLAYS	YDS	DRIVE TIME	WAS-OPP	QT	REMAINING
9/9 @ARI	Punt	C. Thompson 13 yd. pass from A. Smith (D. Hopkins kick)	11	80	5:53	7-0	2	14:54
9/9 @ARI	Punt	A. Peterson 1 yd. rush (D. Hopkins kick)	11	80	9:06	14-0	2	4:10
9/9 @ARI	Punt	J. Reed 4 yd. pass from A. Smith (D. Hopkins kick)	10	92	3:11	21-0	2	0:08
9/9 @ARI	Interception	D. Hopkins 31 yd. field goal	10	63	4:42	24-0	4	12:13
9/16 IND	Interception	D. Hopkins 49 yd. field goal	5	22	1:57	3-14	2	11:12
9/16 IND	Interception	D. Hopkins 27 yd. field goal	7	20	3:37	6-14	3	5:40
9/16 IND	Punt	D. Hopkins 49 yd. field goal	11	42	6:07	9-14	4	13:28
9/23 GB	Kickoff	P. Richardson 46 yd. pass from A. Smith (D. Hopkins kick)	4	75	2:06	7-0	1	12:54
9/23 GB	Punt	A. Peterson 2 yd. rush (D. Hopkins kick)	10	79	6:04	14-0	1	2:14
9/23 GB	Punt	J. Crowder 9 yd. pass from A. Smith (D. Hopkins kick)	8	98	3:14	21-3	2	4:26
9/23 GB	Kickoff	A. Peterson 2 yd. rush (D. Hopkins kick)	5	74	1:54	28-10	2	0:21
9/23 GB	Fumble	D. Hopkins 35 yd. field goal	8	29	3:25	31-17	4	1:58
10/8 @NO	Kickoff	D. Hopkins 37 yd. field goal	15	56	8:04	3-6	1	2:37
10/8 @NO	Kickoff	D. Hopkins 53 yd. field goal	6	40	2:02	6-13	2	8:36
10/8 @NO	Fumble	A. Smith 4 yd. rush (D. Hopkins kick)	3	16	0:56	13-26	2	0:26
10/8 @NO	Kickoff	K. Bibbs 1 yd. rush (Pass failed)	7	75	3:45	19-43	4	10:25
10/14 CAR	Fumble	V. Davis 22 yd. pass from A. Smith (D. Hopkins kick)	1	22	0:06	7-0	1	10:20
10/14 CAR	Punt	P. Richardson 2 yd. pass from A. Smith (D. Hopkins kick)	12	64	6:14	14-0	1	3:02
10/14 CAR	Fumble	D. Hopkins 49 yd. field goal	10	36	5:54	17-0	2	5:30
10/14 CAR	Kickoff	D. Hopkins 56 yd. field goal	12	42	7:28	20-9	4	12:40
10/14 CAR	Kickoff	D. Hopkins 29 yd. field goal	10	64	5:17	23-17	4	3:15
10/21 DAL	Punt	K. Bibbs 23 yd. pass from A. Smith (D. Hopkins kick)	6	52	3:13	7-0	1	10:19
10/21 DAL	Kickoff	D. Hopkins 21 yd. field goal	10	72	5:50	10-7	3	9:10
10/21 DAL	Punt	D. Hopkins 25 yd. field goal	8	44	4:48	13-7	4	12:35
10/28 @NYG	Punt	A. Peterson 7 yd. pass from A. Smith (D. Hopkins kick)	10	73	5:28	7-0	1	2:53
10/28 @NYG	Punt	D. Hopkins 53 yd. field goal	7	20	2:20	10-3	3	4:51
10/28 @NYG	Downs	D. Hopkins 39 yd. field goal	7	47	4:27	13-3	4	9:53
10/28 @NYG	Kickoff	A. Peterson 64 yd. rush (D. Hopkins kick)	3	75	1:02	20-6	4	3:06
11/4 ATL	Kickoff	J. Doctson 2 yd. pass from A. Smith (D. Hopkins kick)	11	80	6:00	7-14	2	3:10
11/4 ATL	Punt	K. Bibbs 3 yd. rush (D. Hopkins kick)	9	77	3:42	14-28	3	2:15

Returns of any kind for touchdowns are not included on this chart; they do not count as drives.

2018 WASHINGTON REDSKINS STATISTICS

[illegible]

Returns of any kind for touchdowns are not included on this chart; they do not count as drives.

2018 WASHINGTON REDSKINS STATISTICS

DRIVE RESULTS

REDSKINS

				FIELD GOAL		PUNTS		LOST DRIVE				DRIVE ENDS				
	Total	TD	FG	Missed	Blk	No.	Blk	Downs	Fumble	Int.	Safety	Half/Game	Pts.	Scoring %	1st Drive	
9/9 @ARI	10	3	1	0	0	4	0	0	1	0	0	4/10	24	40.0%	Punt	
9/16 IND	11	0	3	1	0	5	0	1	1	0	0	6/11	9	27.3%	Punt	
9/23 GB	12	4	1	0	0	5	0	0	0	1	0	6/12	31	41.7%	Touchdown	
10/8 @NO	9	2	2	0	0	3	0	0	1	1	0	6/9	19	44.4%	Punt	
10/14 CAR	11	2	3	0	0	4	0	1	0	0	0	7/11	23	45.5%	Punt	
10/21 DAL	10	1	2	0	0	6	0	0	0	0	0	5/10	20	30.0%	Touchdown	
10/28 @NYG	12	2	2	1	0	5	0	0	1	0	0	5/13	20	33.3%	Punt	
11/4 ATL	10	2	0	0	0	5	0	0	0	1	0	5/10	14	20.0%	Punt	
11/11 @TB																
11/18 HOU																
11/22 @DAL																
12/3 @PHI																
12/9 NYG																
12/16 @JAX																
12/23 @TEN																
12/30 PHI																
TOTALS	85	16	14	2	0	37	0	2	4	3	0	44/86	160	35.3%		

OPPONENTS

				FIELD GOAL		PUNTS		LOST DRIVE				DRIVE ENDS				
	Total	TD	FG	Missed	Blk	No.	Blk	Downs	Fumble	Int.	Safety	Half/Game	Pts.	Scoring %	1st Drive	
9/9 @ARI	10	1	0	0	0	5	0	1	1	1	0	4/10	6	10.0%	Punt	
9/16 IND	12	3	0	0	0	5	0	0	0	2	0	7/12	21	25.0%	Touchdown	
9/23 GB	12	2	1	0	0	5	0	1	1	0	0	6/12	17	25.0%	Punt	
10/8 @NO	10	6	1	0	0	0	0	0	1	0	0	6/10	43	70.0%	Touchdown	
10/14 CAR	10	2	1	0	0	3	0	1	1	1	0	7/10	17	30.0%	Punt	
10/21 DAL	11	2	1	1	0	5	0	0	2	0	0	5/11	17	27.3%	Punt	
10/28 @NYG	12	1	2	0	0	5	0	1	0	2	0	5/12	13	25.0%	Punt	
11/4 ATL	9	5	1	1	0	2	0	0	0	1	0	4/9	38	66.7%	Touchdown	
11/11 @TB																
11/18 HOU																
11/22 @DAL																
12/3 @PHI																
12/9 NYG																
12/16 @JAX																
12/23 @TEN																
12/30 PHI																
TOTALS	86	22	7	2	0	30	0	4	6	7	0	44/86	172	33.7%		

Returns of any kind for touchdowns are not included on this chart; they do not count as drives.

2018 WASHINGTON REDSKINS STATISTICS

OPENING DRIVES

REDSKINS					OPPONENTS				
	PLAYS	YDS	TIME	RESULTS		PLAYS	YDS	TIME	RESULTS
9/9 @ARI	8	38	4:47	Punt	9/9 @ARI	7	32	4:26	Punt
9/16 IND	4	31	2:48	Punt	9/16 IND	11	75	5:35	Touchdown
9/23 GB	4	75	2:06	Touchdown	9/23 GB	5	11	2:11	Punt
10/8 @NO	3	2	1:06	Punt	10/8 @NO	6	64	3:13	Touchdown
10/14 CAR	3	8	1:09	Punt	10/14 CAR	5	22	3:25	Punt
10/21 DAL	6	52	3:13	Touchdown	10/21 DAL	3	-6	1:28	Punt
10/28 @NYG	6	11	3:28	Punt	10/28 @NYG	5	20	3:11	Punt
11/4 ATL	3	-6	2:10	Punt	11/4 ATL	7	81	3:04	Touchdown
11/11 @TB					11/11 @TB				
11/18 HOU					11/18 HOU				
11/22 @DAL					11/22 @DAL				
12/3 @PHI					12/3 @PHI				
12/9 NYG					12/9 NYG				
12/16 @JAX					12/16 @JAX				
12/23 @TEN					12/23 @TEN				
12/30 PHI					12/30 PHI				

IN THE RED ZONE

REDSKINS									
	POSS	TD	FG	MISS/BLK FG	INT	FUM	DOWNNS	HALF/GAME	AVG. POINTS
9/9 @ARI	4	3	1	0/0	0	0	0	2/4	5.3
9/16 IND	2	0	2	0/0	0	0	0	1/2	3.0
9/23 GB	5	3	1	0/0	0	0	0	3/5	4.2
10/8 @NO	3	2	1	0/0	0	0	0	2/3	5.0
10/14 CAR	2	1	1	0/0	0	0	0	1/2	4.5
10/21 DAL	2	0	2	0/0	0	0	0	0/2	3.0
10/28 @NYG	3	1	1	0/0	0	1	0	1/3	3.0
11/4 ATL	2	2	0	0/0	0	0	0	1/2	6.0
11/11 @TB									
11/18 HOU									
11/22 @DAL									
12/3 @PHI									
12/9 NYG									
12/16 @JAX									
12/23 @TEN									
12/30 PHI									
TOTALS	23	12	9	0/0	0	1	0	11/23	4.3

OPPONENTS

	POSS	TD	FG	MISS/BLK FG	INT	FUM	DOWNNS	HALF/GAME	AVG. POINTS
9/9 @ARI	2	1	0	0/0	0	0	1	0/2	4.5
9/16 IND	3	3	0	0/0	0	0	0	2/3	9.0
9/23 GB	2	1	1	0/0	0	0	0	1/2	4.5
10/8 @NO	5	4	0	0/0	0	0	0	3/5	4.8
10/14 CAR	3	1	1	0/0	0	0	1	0/3	3.0
10/21 DAL	1	1	0	0/0	0	0	0	0/1	6.0
10/28 @NYG	4	1	2	0/0	1	0	0	2/4	3.0
11/4 ATL	3	2	1	0/0	0	0	0	1/3	5.0
11/11 @TB									
11/18 HOU									
11/22 @DAL									
12/3 @PHI									
12/9 NYG									
12/16 @JAX									
12/23 @TEN									
12/30 PHI									
TOTALS	23	14	5	0/0	1	0	2	9/22	4.5

2018 WASHINGTON REDSKINS STATISTICS

3RD DOWN EFFICIENCY

REDSKINS

	3 & 1	3 & 2	3 & 3	3 & 4	3 & 5	3 & 6	3 & 7	3 & 8	3 & 9	3 & 10+	CONV/ATT	%
9/9 @ARI	2 - 2	1 - 1	0 - 0	1 - 2	0 - 0	0 - 1	1 - 1	0 - 1	0 - 1	1 - 4	6 - 13	46.2%
9/16 IND	2 - 3	1 - 1	0 - 0	0 - 2	0 - 2	0 - 1	1 - 1	0 - 0	0 - 0	1 - 5	5 - 15	33.3%
9/23 GB	2 - 2	0 - 0	0 - 0	0 - 0	1 - 2	1 - 2	1 - 1	0 - 0	0 - 1	0 - 3	5 - 11	45.5%
10/8 @NO	1 - 2	0 - 1	0 - 0	0 - 0	1 - 2	0 - 0	0 - 2	1 - 1	0 - 1	1 - 4	4 - 13	30.8%
10/14 CAR	2 - 2	3 - 4	0 - 0	1 - 2	0 - 0	0 - 1	0 - 1	0 - 1	0 - 0	1 - 5	7 - 16	43.8%
10/21 DAL	0 - 1	0 - 1	0 - 0	0 - 0	0 - 0	0 - 0	0 - 1	2 - 3	0 - 1	1 - 5	3 - 12	25.0%
10/28 @NYG	2 - 3	0 - 0	1 - 1	0 - 1	0 - 1	2 - 3	0 - 0	0 - 0	1 - 1	0 - 5	6 - 15	40.0%
11/4 ATL	1 - 1	0 - 0	0 - 1	1 - 1	1 - 1	0 - 1	0 - 0	1 - 1	0 - 0	1 - 7	5 - 13	38.5%
11/11 @TB	-	-	-	-	-	-	-	-	-	-		
11/18 HOU	-	-	-	-	-	-	-	-	-	-		
11/22 @DAL	-	-	-	-	-	-	-	-	-	-		
12/3 @PHI	-	-	-	-	-	-	-	-	-	-		
12/9 NYG	-	-	-	-	-	-	-	-	-	-		
12/16 @JAX	-	-	-	-	-	-	-	-	-	-		
12/23 @TEN	-	-	-	-	-	-	-	-	-	-		
12/30 PHI												
TOTALS	12 - 16	5 - 8	1 - 2	3 - 8	3 - 8	3 - 9	3 - 7	4 - 7	1 - 5	6 - 38	41 - 108	38.0%

75.0%	62.5%	50.0%	37.5%	37.5%	33.3%	42.9%	57.1%	20.0%	15.8%
3RD & 1-3			3RD & 4-6			3RD & 7+			
18 - 26	69.2%		9 - 25	36.0%		14 - 57	24.6%		

OPPONENTS

	3 & 1	3 & 2	3 & 3	3 & 4	3 & 5	3 & 6	3 & 7	3 & 8	3 & 9	3 & 10+	CONV/ATT	%
9/9 @ARI	0 - 0	0 - 0	0 - 1	1 - 1	0 - 1	0 - 0	0 - 3	0 - 0	0 - 0	0 - 2	1 - 8	12.5%
9/16 IND	4 - 4	2 - 2	2 - 2	0 - 1	0 - 1	0 - 1	0 - 0	0 - 0	0 - 0	1 - 5	9 - 16	56.3%
9/23 GB	1 - 1	0 - 0	1 - 2	0 - 0	1 - 2	0 - 0	1 - 1	1 - 1	0 - 1	1 - 6	6 - 14	42.9%
10/8 @NO	2 - 2	0 - 0	1 - 1	1 - 2	0 - 0	1 - 1	0 - 0	0 - 1	0 - 0	0 - 2	5 - 9	55.6%
10/14 CAR	1 - 1	1 - 2	1 - 1	0 - 0	0 - 1	0 - 1	0 - 0	0 - 1	0 - 0	0 - 2	3 - 9	33.3%
10/21 DAL	3 - 3	0 - 0	1 - 2	0 - 1	0 - 1	0 - 1	0 - 0	0 - 0	0 - 0	1 - 6	5 - 14	35.7%
10/28 @NYG	0 - 0	0 - 0	0 - 1	0 - 1	0 - 1	0 - 3	0 - 0	0 - 0	0 - 0	2 - 8	2 - 14	14.3%
11/4 ATL	0 - 0	2 - 2	0 - 0	1 - 2	0 - 0	3 - 3	1 - 1	0 - 0	1 - 2	2 - 3	10 - 13	76.9%
11/11 @TB	-	-	-	-	-	-	-	-	-	-		
11/18 HOU	-	-	-	-	-	-	-	-	-	-		
11/22 @DAL	-	-	-	-	-	-	-	-	-	-		
12/3 @PHI	-	-	-	-	-	-	-	-	-	-		
12/9 NYG	-	-	-	-	-	-	-	-	-	-		
12/16 @JAX	-	-	-	-	-	-	-	-	-	-		
12/23 @TEN	-	-	-	-	-	-	-	-	-	-		
12/30 PHI												
TOTALS	11 - 11	5 - 6	6 - 10	3 - 8	1 - 7	4 - 10	2 - 5	1 - 3	1 - 3	7 - 34	16 - 97	16.5%

100.0%	83.3%	60.0%	37.5%	14.3%	40.0%	40.0%	33.3%	33.3%	20.6%
3RD & 1-3			3RD & 4-6			3RD & 7+			
22 - 27	81.5%		8 - 25	32.0%		11 - 45	24.4%		

2018 WASHINGTON REDSKINS STATISTICS

GAME-BY-GAME INDIVIDUAL HIGHS								
	PASSING			RUSHING		RECEIVING		TACKLES
	Yards	Attempts	Completions	Yards	Attempts	Yards	Receptions	Total
9/9 @ARI	A. Smith (255)	A. Smith (30)	A. Smith (21)	A. Peterson (96)	A. Peterson (26)	A. Peterson (70)	C. Thompson (6)	Multiple (5)
9/16 IND	A. Smith (292)	A. Smith (46)	A. Smith (33)	J. Crowder (29)	A. Peterson (11)	C. Thompson (92)	C. Thompson (13)	M. Foster (11)
9/23 GB	A. Smith (220)	A. Smith (20)	A. Smith (12)	A. Peterson (120)	A. Peterson (19)	V. Davis (70)	Multiple (4)	M. Foster (10)
10/8 @NO	A. Smith (275)	A. Smith (39)	A. Smith (23)	C. Thompson (17)	C. Thompson (8)	J. Crowder (55)	C. Thompson (6)	M. Foster (10)
10/14 CAR	A. Smith (163)	A. Smith (36)	A. Smith (21)	A. Peterson (97)	A. Peterson (17)	V. Davis (48)	J. Reed (5)	D. Swearinger (7)
10/21 DAL	A. Smith (178)	A. Smith (25)	A. Smith (14)	A. Peterson (99)	A. Peterson (24)	Multiple (43)	K. Bibbs (4)	Multiple (9)
10/28 @NYG	A. Smith (178)	A. Smith (32)	A. Smith (20)	A. Peterson (149)	A. Peterson (26)	J. Doctson (49)	J. Reed (7)	M. Foster (13)
11/4 ATL	A. Smith (306)	A. Smith (46)	A. Smith (30)	A. Smith (22)	A. Peterson (9)	M. Harris (124)	M. Harris (10)	Multiple (7)
11/11 @TB								
11/18 HOU								
11/22 @DAL								
12/3 @PHI								
12/9 NYG								
12/16 @JAX								
12/23 @TEN								
12/30 PHI								

OPPONENTS								
	PASSING			RUSHING		RECEIVING		TACKLES
	Yards	Attempts	Completions	Yards	Attempts	Yards	Receptions	Total
9/9 @ARI	S. Bradford (153)	S. Bradford (34)	S. Bradford (20)	D. Johnson (37)	D. Johnson (9)	L. Fitzgerald (76)	L. Fitzgerald (7)	Multiple (11)
9/16 IND	A. Luck (179)	A. Luck (31)	A. Luck (21)	J. Wilkins (61)	Multiple (10)	T. Hilton (83)	T. Hilton (7)	D. Leonard (18)
9/23 GB	A. Rodgers (265)	A. Rodgers (44)	A. Rodgers (27)	A. Jones (42)	A. Jones (6)	G. Allison (76)	D. Adams (7)	Multiple (9)
10/8 @NO	D. Brees (363)	D. Brees (29)	D. Brees (26)	M. Ingram (53)	M. Ingram (16)	T. Smith (111)	C. Meredith (5)	V. Bell (8)
10/14 CAR	C. Newton (275)	C. Newton (40)	C. Newton (27)	C. Newton (43)	C. Newton (9)	D. Funchess (74)	C. McCaffrey (7)	L. Kuechly (9)
10/21 DAL	D. Prescott (273)	D. Prescott (35)	D. Prescott (22)	E. Elliott (34)	E. Elliott (15)	M. Gallup (81)	C. Beasley (7)	D. Lawrence (7)
10/28 @NYG	E. Manning (316)	E. Manning (47)	E. Manning (30)	S. Barkley (38)	S. Barkley (13)	O. Beckham (136)	S. Barkley (9)	B. Goodson (8)
11/4 ATL	M. Ryan (350)	M. Ryan (38)	M. Ryan (26)	T. Coleman (88)	T. Coleman (13)	J. Jones (121)	J. Jones (7)	F. Oluokun (6)
11/11 @TB								
11/18 HOU								
11/22 @DAL								
12/3 @PHI								
12/9 NYG								
12/16 @JAX								
12/23 @TEN								
12/30 PHI								

OVERALL								
	PASSING			RUSHING		RECEIVING		TACKLES
	Yards	Attempts	Completions	Yards	Attempts	Yards	Receptions	Total
9/9 @ARI	A. Smith (255)	S. Bradford (34)	A. Smith (21)	A. Peterson (96)	A. Peterson (26)	L. Fitzgerald (76)	L. Fitzgerald (7)	Multiple (11)
9/16 IND	A. Smith (292)	A. Smith (46)	A. Smith (33)	J. Wilkins (61)	A. Peterson (11)	C. Thompson (92)	C. Thompson (13)	D. Leonard (18)
9/23 GB	A. Rodgers (265)	A. Rodgers (44)	A. Rodgers (27)	A. Peterson (120)	A. Peterson (19)	G. Allison (76)	D. Adams (7)	M. Foster (10)
10/8 @NO	D. Brees (363)	A. Smith (39)	D. Brees (26)	M. Ingram (53)	M. Ingram (16)	T. Smith (111)	C. Thompson (6)	M. Foster (10)
10/14 CAR	C. Newton (275)	C. Newton (40)	C. Newton (27)	A. Peterson (97)	A. Peterson (17)	D. Funchess (74)	C. McCaffrey (7)	L. Kuechly (9)
10/21 DAL	D. Prescott (273)	D. Prescott (35)	D. Prescott (22)	A. Peterson (99)	A. Peterson (24)	M. Gallup (81)	C. Beasley (7)	Multiple (9)
10/28 @NYG	E. Manning (316)	E. Manning (47)	E. Manning (30)	A. Peterson (149)	A. Peterson (26)	O. Beckham (136)	S. Barkley (9)	M. Foster (13)
11/4 ATL	M. Ryan (350)	A. Smith (46)	A. Smith (30)	T. Coleman (88)	T. Coleman (13)	M. Harris (124)	M. Harris (10)	Multiple (7)
11/11 @TB								
11/18 HOU								
11/22 @DAL								
12/3 @PHI								
12/9 NYG								
12/16 @JAX								
12/23 @TEN								
12/30 PHI								

2018 WASHINGTON REDSKINS STATISTICS

REGULAR SEASON HIGHS / LOWS				
	REDSKINS		OPPONENTS	
	HIGH	LOW	HIGH	LOW
Points	31 vs. GB	9 vs. IND	43 @NO	6 @ARI
First Downs	30 @ARI	15 vs. DAL	27 @NO	14 @ARI
Total Offense	429 @ARI	283 @NO	491 vs. ATL	213 @ARI
Net Yards Rushing	182 @ARI, @NYG	39 @NO	154 vs. ATL	37 @NYG
Net Yards Passing	292 vs. IND	156 vs. CAR	349 @NO	153 @ARI
Offensive Plays	75 @ARI	55 vs. GB	68 @NYG	51 @ARI
Rushing Attempts	42 @ARI	15 vs. ATL	32 @NO	14 @NYG
Pass Attempts	46 vs. IND, vs. ATL	20 vs. GB	47 @NYG	29 @NO
Pass Completions	33 vs. IND	12 vs. GB	30 @NYG	20 @ARI
Passes Had Intercepted	1 vs. Multiple	0 vs. Multiple	2 vs. IND, @NYG	0 vs. Multiple
Sacks Allowed	3 vs. Multiple	0 vs. GB, @NYG	7 @NYG	1 vs. IND, vs. CAR
Fumbles	3 @ARI	0 vs. Multiple	3 vs. DAL	0 vs. Multiple
Fumbles Lost	1 vs. Multiple	0 vs. Multiple	2 vs. CAR, vs. DAL	0 vs. Multiple
Total Turnovers	2 @NO	0 vs. CAR, vs. DAL	3 vs. CAR	1 vs. Multiple
Penalties	10 vs. ATL	5 vs. CAR, vs. DAL	11 vs. GB, @NYG	4 @NO
Yards Penalized	147 vs. ATL	35 vs. DAL	115 vs. GB	26 vs. IND
Time of Possession	38:08 @ARI	26:43 @NO	33:17 @NO	21:52 @ARI
Defensive Interceptions	2 vs. IND, @NYG	0 vs. Multiple	1 vs. Multiple	0 vs. Multiple
Total Takeaways	3 vs. CAR	1 vs. Multiple	2 @NO, vs. DAL	0 vs. CAR
Drive (plays)	15 @ARI, vs. ATL	1 vs. CAR, @NYG	16 @NYG	1 vs. Multiple
Drive (yards)	98 vs. GB	(-6) vs. ATL	86 vs. ATL	(-13) vs. DAL
Third Down Conversions	7 vs. CAR	3 vs. DAL	10 vs. ATL	1 @ARI

REGULAR SEASON INDIVIDUAL HIGHS		
	REDSKINS	OPPONENTS
Yards Rushing	149 by Adrian Peterson @NYG	88 by Tevin Coleman vs. ATL
Rushing Attempts	26 by Adrian Peterson @ARI, @NYG	16 by Mark Ingram @NO
Rushing TDs	2 by Adrian Peterson vs. GB	2 by Mark Ingram @NO
Receptions	13 by Chris Thompson vs. IND	9 by Saquon Barkley @NYG
Yards Receiving	124 by Maurice Harris vs. ATL	136 by Odell Beckham Jr. @NYG
Receiving TDs	1 by Multiple	2 by Tre'Quan Smith @NO, Tevin Coleman vs. ATL
Combined Yards (rush/rec)	166 by Adrian Peterson @ARI	156 by Tevin Coleman vs. ATL
All-Purpose Yards (rush/rec/ret)	166 by Adrian Peterson @ARI	156 by Tevin Coleman vs. ATL
Yards Passing	306 by Alex Smith vs. ATL	363 by Drew Brees @NO
Pass Attempts	46 by Alex Smith vs. IND, vs. ATL	47 by Eli Manning @NYG
Pass Completions	33 by Alex Smith vs. IND	30 by Eli Manning @NYG
TD Passes	2 by Alex Smith vs. Multiple	4 by Matt Ryan vs. ATL
Interceptions Thrown	1 by Alex Smith vs. Multiple	2 by Andrew Luck vs. IND, Eli Manning @NYG
Longest Run	64 by Adrian Peterson @NYG	18 by Jordan Wilkins vs. IND, DJ Moore vs. CAR
Longest Pass Completion	52 from Alex Smith to Adrian Peterson @ARI	64 from Aaron Rodgers to Geronimo Allison vs. GB
Longest Kickoff Return	26 by Danny Johnson @NO	30 by Taysom Hill @NO, Qaudree Henderson @NYG
Longest Punt Return	12 by Trey Quinn @ARI	44 by Christian Kirk @ARI
Longest Interception Return	24 by Quinton Dunbar vs. ATL	77 by Justin Hardee @NO
Longest Punt	62 by Tress Way vs. ATL	60 by Andy Lee @ARI
Longest Field Goal	56 by Dustin Hopkins vs. CAR	47 by Brett Maher vs. DAL
Touchdowns Scored	2 by Adrian Peterson vs. GB, @NYG	2 by Multiple
Points Scored	12 by Adrian Peterson vs. GB, @NYG	12 by Multiple

2018 WASHINGTON REDSKINS STATISTICS

20-YARD PLAYS FROM SCRIMMAGE

[illegible][illegible]

2018 WASHINGTON REDSKINS STATISTICS

INSTANT REPLAYS

CHALLENGE BY REDSKINS

	QT	TIME	DOWN	YDS	PLAY	RULING ON THE FIELD	REVIEW RESULT
9/23 GB	3	2:33	4	2	Aaron Rodgers pass to Randall Cobb to WAS 40 for 3 yards	Catch	Reversed
10/21 DAL	4	3:05	1	10	Dak Prescott pass to Allen Hurns to WAS 37 for 7 yards	Catch	Upheld

CHALLENGE BY OPPONENTS

	QT	TIME	DOWN	YDS	PLAY	RULING ON THE FIELD	REVIEW RESULT
10/8 @NO	2	2:55	3	7	A. Smith pass incomplete short right	Incomplete	Upheld
10/28 @NYG	3	2:32	3	1	Adrian Peterson rush for 1 yd. for first down	First Down	Upheld

CHALLENGE BY REVIEW ASSISTANT

[illegible]

2018 WASHINGTON REDSKINS STATISTICS (THE LAST TIME)

TEAM TOTALS

Won in Overtime

By Redskins:	10/27/14	at Dallas Cowboys, 20-17 OT (last score at 9:43 on 40-yard field goal by Kai Forbath)
By Opponent:	11/19/17	at New Orleans Saints, 34-31 OT (last score at 7:25 on 28-yard field goal by Wil Lutz)

Won by Scoring in the Last Two Minutes of Regulation

By Redskins:	11/5/17	at Seattle Seahawks, 17-14 (last score at :59 on 1-yard touchdown run from Rob Kelley)
By Opponent:	10/2/17	at Kansas City Chiefs, 29-20 (go-ahead score at :04 on 43-yard field goal from Harrison Butker)

Tied Game by Scoring in the Last Two Minutes of Regulation

By Redskins:	10/2/17	loss at Kansas City Chiefs, 29-20 (tied game, 20-20, at :47 on 40-yard field goal by Dustin Hopkins)
By Opponent:	11/19/17	loss at New Orleans Saints, 34-31 OT (tied game at 31 with 1:03 on Alvin Kamara 18-yard touchdown pass from Drew Brees)

Shutout

By Redskins:	9/30/91	vs. Philadelphia Eagles, 23-0
By Opponent:	12/7/14	vs. St. Louis Rams, 24-0

Held Opponent without a Touchdown

By Redskins:	12/17/17	win vs. Arizona Cardinals, 20-15
By Opponent:	9/16/18	loss vs. Indianapolis Colts, 21-9

Game Finished in a Tie

Redskins Home:	11/23/97	vs. New York Giants, 7-7
Redskins Away:	10/30/16	at Cincinnati Bengals, 27-27

Scoreless First Half, Both Teams

Redskins Home:	10/19/08	win vs. Cleveland Browns, 14-11
Redskins Away:		None since 1970

Held Opponent Scoreless in First Half

By Redskins:	9/9/18	win at Arizona Cardinals, 24-6 (led 21-0 at halftime)
By Opponent:	1/1/17	loss vs. New York Giants, 19-10 (trailed 10-0 at halftime)

Won by 20 or More Points

By Redskins:	12/24/16	at Chicago Bears, 41-21
By Opponent:	11/4/18	vs. Atlanta Falcons, 38-14

Won After Trailing by 20 or More Points

By Redskins:	10/25/15	vs. Tampa Bay Buccaneers, 31-30 (trailed 24-0 in 2nd quarter)
By Opponent:	9/12/99	vs. Dallas Cowboys, 41-35 OT (trailed 14-35 in 4th quarter)

Held a 28 or More Point Lead

By Redskins:	11/15/15	win vs. New Orleans Saints, 47-14 (33)
By Opponent:	10/8/18	loss at New Orleans Saints, 43-19 (led 43-13 in 4th quarter)

Held a 21 or More Point Lead

By Redskins:	9/9/18	win at Arizona Cardinals, 24-6 (led 21-0 in the 3rd quarter)
By Opponent:	11/4/18	loss vs. Atlanta Falcons, 38-14

Scored 20 or More Points in a Quarter

By Redskins:	9/9/18	win at Arizona Cardinals, 24-6 (21 points in the 2nd quarter)
By Opponent:	10/8/18	loss at New Orleans Saints, 43-19 (20 points in the 2nd quarter)

Scored 20 or More Points in a Half

By Redskins:	9/23/18	win vs. Green Bay Packers, 31-17 (28 points in 1st half)
By Opponent:	11/4/18	loss vs. Atlanta Falcons, 38-14 (21 points in 1st half)

Touchdowns Scored by Offense and Defense

By Redskins:	10/21/18	win vs. Dallas Cowboys, 20-17 (1 offense, 1 defense)
By Opponent:	10/29/17	loss vs. Dallas Cowboys, 33-19 (2 offense, 1 defense)

Touchdowns Scored by Offense, Defense and Special Teams

By Redskins:	12/7/97	win vs. Arizona Cardinals, 38-28 (3 offense, 1 defense, 1 special teams)
By Opponent:	9/5/88	loss at New York Giants, 27-20 (1 offense, 1 defense, 1 special teams)

Safety Scored

By Redskins:	1/10/16	Preston Smith vs. Green Bay Packers (NFC Wild Card) (Aaron Rodgers sacked in end zone)
By Opponent:	11/5/17	Bobby Wagner at Seattle Seahawks (Kirk Cousins sacked in end zone)

Successful Two-Point Conversion

By Redskins:	12/26/15	Kirk Cousins pass to Jamison Crowder at Philadelphia Eagles
By Opponent:	10/14/18	Cam Newton pass to Torrey Smith vs. Carolina Panthers

2018 WASHINGTON REDSKINS STATISTICS (THE LAST TIME)

TEAM TOTALS

No Penalties in Game

By Redskins:	11/16/03	loss at Carolina Panthers, 20-17
By Opponent:	11/5/89	loss vs. Dallas Cowboys, 13-3

50 or More Points Scored in a Game

By Redskins:	10/23/05	win vs. San Francisco 49ers, 52-17
By Opponent:	11/15/10	loss vs. Philadelphia Eagles, 59-28

40 or More Points Scored in a Game

By Redskins:	12/24/16	win at Chicago Bears, 41-21
By Opponent:	10/8/18	loss at New Orleans Saints, 43-19

OFFENSIVE TOTALS

500 or More Total Net Yards of Offense

By Redskins:	11/24/16	loss at Dallas Cowboys, 31-26 (505; 56 rushing, 449 passing)
By Opponent:	11/19/17	loss at New Orleans Saints, 34-31 OT (535; 160 rushing, 375 passing)

400 or More Total Net Yards of Offense

By Redskins:	9/9/18	win at Arizona Cardinals, 24-6 (429; 182 rushing, 247 passing)
By Opponent:	11/4/18	loss vs. Atlanta Falcons, 38-14 (491; 154 rushing, 337 passing)

300 or More Net Yards Rushing by Team

By Redskins:	11/3/85	win at Atlanta Falcons, 44-10 (307)
By Opponent:	11/29/59	loss at New York Giants, 45-14 (351)

200 or More Net Yards Rushing by Team

By Redskins:	9/17/17	win at Los Angeles Rams, 27-20 (229)
By Opponent:	12/31/17	loss at New York Giants, 18-10 (260)

Individual 200-Yard Rushing Game

By Redskins:	12/30/12	Alfred Morris (33-200-3 TDs) vs. Dallas Cowboys
By Opponent:	12/30/06	Tiki Barber (23-234-3 TDs) vs. New York Giants

Individual 150-Yard Rushing Game

By Redskins:	12/30/12	Alfred Morris (33-200-3 TDs) vs. Dallas Cowboys
By Opponent:	12/31/17	Orleans Darkwa (20-154-1 TD) at New York Giants

Individual 100-Yard Rushing Game

By Redskins:	10/28/18	Adrian Peterson (26-149-1 TD) at New York Giants
By Opponent:	12/31/17	Orleans Darkwa (20-154-1 TD) at New York Giants

Two 100-Yard Rushers in the Same Game

By Redskins:	12/4/05	Clinton Portis (27-136-2 TDs) & Rock Cartwright (9-118) at St. Louis Rams
By Opponent:	11/3/96	Darick Holmes (22-122-3 TDs) & Thurman Thomas (23-107-1 TD) at Buffalo Bills

Consecutive 100-Yard Rushing Games (Same Season)

By Redskins:	11/19/17 - 11/23/17	Samaje Perine (23-117-1 TD) at New Orleans Saints / Samaje Perine (24-100) vs. New York Giants
By Opponent:	12/19/16 - 1/1/17	Jonathan Stewart (25-132) vs. Carolina Panthers / Jordan Howard (18-119) at Chicago Bears / Paul Perkins (21-102) vs. New York Giants

Combined 200-Yard Rushing by Two Players

By Redskins:	12/30/12	263 by Alfred Morris (33-200-3 TDs) & Robert Griffin III (6-63-1 TD) vs. Dallas Cowboys
By Opponent:	12/31/17	243 by Orleans Darkwa (20-154-1 TD) & Wayne Gallman (15-89-) at New York Giants

Individual with 30 or More Carries

By Redskins:	12/30/12	Alfred Morris (33-200-3 TDs) vs. Dallas Cowboys
By Opponent:	10/29/17	Ezekiel Elliott (33-150-2 TDs) vs. Dallas Cowboys

Individual with 25 or More Carries

By Redskins:	10/28/18	Adrian Peterson (26-149-1) at New York Giants
By Opponent:	11/30/17	Alfred Morris (27-127-1 TD) at Dallas Cowboys

Rushing Play of 60 or More Yards

By Redskins:	10/28/18	64t by Adrian Peterson at New York Giants
By Opponent:	12/31/17	75t by Orleans Darkwa at New York Giants

2018 WASHINGTON REDSKINS STATISTICS (THE LAST TIME)

OFFENSIVE TOTALS

Rushing Play of 40 or More Yards

By Redskins:	10/28/18	64t by Adrian Peterson at New York Giants
By Opponent:	12/31/17	75t by Orleans Darkwa at New York Giants

Individual with Two or More Rushing Touchdowns

By Redskins:	9/23/18	Adrian Peterson (19-120-2 TDs) vs. Green Bay Packers
By Opponent:	10/29/17	Ezekiel Elliott (33-150-2 TDs) vs. Dallas Cowboys

400 Net Yards Passing by Team

By Redskins:	11/24/16	loss at Dallas Cowboys, 31-26 (449)
By Opponent:	1/3/16	win at Dallas Cowboys, 34-23 (412)

300 Net Yards Passing by Team

By Redskins:	11/19/17	loss at New Orleans Saints, 34-31 OT (300)
By Opponent:	11/4/18	loss vs. Atlanta Falcons, 38-14 (337)

Individual with 50 or More Pass Attempts

By Redskins:	11/24/16	Kirk Cousins (53-41-449-3 TDs) at Dallas Cowboys
By Opponent:	12/26/15	Sam Bradford (56-37-380-1 TD-0 INTs) at Philadelphia Eagles

Individual with 40 or More Pass Attempts

By Redskins:	11/4/18	Alex Smith (46-30-306-1 TD-1 INT) vs. Atlanta Falcons
By Opponent:	10/28/18	Eli Manning (47-30-316-1 TD-2 INTs) at New York Giants

Individual with 30 or More Pass Completions

By Redskins:	11/4/18	Alex Smith (46-30-306-1 TD-1 INT) vs. Atlanta Falcons
By Opponent:	10/28/18	Eli Manning (47-30-316-1 TD-2 INTs) at New York Giants

Individual with 25 or More Pass Completions

By Redskins:	11/4/18	Alex Smith (46-30-306-1 TD-1 INT) vs. Atlanta Falcons
By Opponent:	11/4/18	Matt Ryan (38-26-350-4 TDs-1 INT) vs. Atlanta Falcons

No Sacks Allowed

By Redskins:	10/28/18	win at New York Giants (32 attempts by Alex Smith)
By Opponent:	11/12/17	loss vs. Minnesota Vikings (29 attempts by Case Keenum)

Individual 400-Yard Passing Game

By Redskins:	11/24/16	Kirk Cousins (53-41-449-3 TDs) at Dallas Cowboys
By Opponent:	1/3/16	Kellen Moore (48-33-435-3 TDs-2 INTs) at Dallas Cowboys

Individual 300-Yard Passing Game

By Redskins:	11/4/18	Alex Smith (46-30-306-1 TD-1 INT) vs. Atlanta Falcons
By Opponent:	11/4/18	Matt Ryan (38-26-350-4 TDs-1 INT) vs. Atlanta Falcons

Consecutive 300-Yard Passing Games (Same Season)

By Redskins:	11/12/17 - 11/19/17	Kirk Cousins (45-26-327-1 TD-1 INT) vs. Minnesota Vikings; Kirk Cousins (32-22-322-3 TDs) at New Orleans Saints
By Opponent:	10/28/18 - 11/4/18	Eli Manning (47-30-316-1 TD-2 INTs) at New York Giants; Matt Ryan (38-26-350-4 TDs-1 INT) vs. Atlanta Falcons

Individual with Four or More Touchdown Passes

By Redskins:	12/26/15	Kirk Cousins (46-31-365-4 TDs) at Philadelphia Eagles
By Opponent:	11/4/18	Matt Ryan (38-26-350-4 TDs-1 INT) vs. Atlanta Falcons

Individual with Five or More Touchdown Passes

By Redskins:	11/10/91	Mark Rypien (31-16-442-6 TDs) vs. Atlanta Falcons
By Opponent:	11/22/15	Cam Newton (34-21-246-5 TDs) at Carolina Panthers

Individual with 10 or More Receptions

By Redskins:	11/4/18	Maurice Harris (10-124) vs. Atlanta Falcons
By Opponent:	11/5/17	Zach Ertz (10-112) at Philadelphia Eagles

Individual 200-Yard Receiving Game

By Redskins:	10/21/01	Rod Gardner (6-208-1 TD) vs. Carolina Panthers
By Opponent:	11/16/14	Mike Evans (7-209-2 TDs) vs. Tampa Bay Buccaneers

2018 WASHINGTON REDSKINS STATISTICS (THE LAST TIME)

OFFENSIVE TOTALS

Individual 150-Yard Receiving Game

By Redskins:	9/24/17	Chris Thompson (6-150-1 TD) vs. Oakland Raiders
By Opponent:	11/12/17	Adam Thielen (8-166-1 TD) vs. Minnesota Vikings

Individual 100-Yard Receiving Game

By Redskins:	11/4/18	Maurice Harris (10-124) vs. Atlanta Falcons
By Opponent:	11/4/18	Julio Jones (7-121-1 TD) vs. Atlanta Falcons

Two 100-Yard Receivers in the Same Game

By Redskins:	11/20/16	Pierre Garçon (6-116-1 TD) & Jamison Crowder (3-102-1 TD) vs. Green Bay Packers
By Opponent:	12/10/17	Tyrell Williams (4-132-TD) & Keenan Allen (6-111) at Los Angeles Chargers

Consecutive 100-Yard Receiving Games (Same Season)

By Redskins:	12/11/16 - 12/24/16	DeSean Jackson (3-102-1 TD) at Philadelphia Eagles; DeSean Jackson (7-111) vs. Carolina Panthers; DeSean Jackson (5-114) at Chicago Bears
By Opponent:	10/28/18 - 11/4/18	Odell Beckham Jr. (8-136) at New York Giants; Julio Jones (7-121-1 TD) vs. Atlanta Falcons

Pass Play of 80 or More Yards

By Redskins:	12/11/16	80t by Kirk Cousins to DeSean Jackson at Philadelphia Eagles
By Opponent:	11/22/12	85t by Tony Romo to Dez Bryant at Dallas Cowboys

Pass Play of 60 or More Yards

By Redskins:	10/2/17	69 by Kirk Cousins to Vernon Davis at Kansas City Chiefs
By Opponent:	10/8/18	62t by Drew Brees to Tre'Quan Smith at New Orleans Saints

Pass Play of 40 or More Yards

By Redskins:	9/23/18	46t by Alex Smith to Paul Richardson Jr. vs. Green Bay Packers
By Opponent:	11/4/18	40 by Matt Ryan to Calvin Ridley vs. Atlanta Falcons

Individual with Four or More Touchdown Receptions

By Redskins:		Never
By Opponent:	11/18/07	Terrell Owens (8-173-4 TDs) at Dallas Cowboys

Individual with Three or More Touchdown Receptions

By Redskins:	10/1/06	Santana Moss (4-138-3 TDs) vs. Jacksonville Jaguars
By Opponent:	12/14/14	Odell Beckham Jr. (12-143-3 TDs) at New York Giants

Led Team in Both Rushing and Receiving Yards in the Same Game

By Redskins:	9/9/18	Adrian Peterson (26-96 rushing, 2-70 receiving) at Arizona Cardinals
By Opponent:	12/4/16	David Johnson (18-84 rushing, 9-91 receiving) at Arizona Cardinals

100-Yard Rusher & 100-Yard Receiver in the Same Game

By Redskins:	11/23/17	Samaje Perine (24-100) & Jamison Crowder (7-141-1 TD) vs. New York Giants
By Opponent:	12/24/16	Jordan Howard (18-119) & Cameron Meredith (9-135-1 TD) at Chicago Bears

100-Yard Rusher, 100-Yard Receiver & 300-Yard Passer in the Same Game

By Redskins:	11/20/16	Kirk Cousins (30-21-375-3 TDs) Rob Kelley (24-137-3 TDs) Pierre Garçon (6-116-1 TD) Jamison Crowder (3-102-1 TD) vs. Green Bay Packers
By Opponent:	12/24/16	Jordan Howard (18-119) Cameron Meredith (9-135-1 TD) Matt Barkley (40-24-323-2 TDs-5 INTs) at Chicago Bears

Individual with at Least One Rushing Touchdown and One Receiving Touchdown in the Same Game

By Redskins:	10/28/18	Adrian Peterson (26-149-1 TD rushing, 1-7 1 TD receiving) at New York Giants
By Opponent:	9/17/17	Todd Gurley II (16-88-1 TD rushing, 3-48-1 TD receiving) at Los Angeles Rams

Individual with at Least One Rushing Touchdown and One Touchdown Pass in the Same Game

By Redskins:	11/12/17	Kirk Cousins (45-26-327-1 TD- 1 INT passing; 4-5-2 TDs rushing) vs. Minnesota Vikings
By Opponent:	10/2/17	Alex Smith (37-27-293-1 TD passing, 7-56-1 TD rushing) at Kansas City Chiefs

No Turnovers

By Redskins:	10/28/18	win at New York Giants, 20-13
By Opponent:	11/30/17	loss at Dallas Cowboys, 38-14

Touchdown Scored on First Drive

By Redskins:	10/21/18	win vs. Dallas Cowboys, 20-17 (6 plays, 52 yards, 3:13 / A. Smith pass to K. Bibbs for 23 yd.)
By Opponent:	11/4/18	loss vs. Atlanta Falcons, 38-14 (7 plays, 81 yards, 3:04 / M. Ryan pass to T. Coleman for 39 yd.)

2018 WASHINGTON REDSKINS STATISTICS (THE LAST TIME)

DEFENSIVE TOTALS

Held Opponent Under 200 Net Yards of Total Offense

By Redskins:	11/23/17	win vs. New York Giants, 20-10 (170; 84 rushing, 86 passing)
By Opponent:	12/31/17	loss at New York Giants, 18-10 (197; 61 rushing, 136 passing)

Held Opponent Under 300 Net Yards of Total Offense

By Redskins:	9/16/18	loss vs. Indianapolis Colts, 21-9 (281; 104 rushing, 177 passing)
By Opponent:	10/14/18	win vs. Carolina Panthers, 23-17 (288; 132 rushing, 156 passing)

Held Opponent Under 50 Yards Rushing

By Redskins:	10/28/18	win at New York Giants, 20-13 (37)
By Opponent:	10/8/18	loss at New Orleans Saints, 43-19 (39)

Held Opponent Under 75 Yards Rushing

By Redskins:	10/28/18	win at New York Giants, 20-13 (37)
By Opponent:	10/8/18	loss at New Orleans Saints, 43-19 (39)

Held Opponent Under 100 Yards Rushing

By Redskins:	10/28/18	win at New York Giants, 20-13 (37)
By Opponent:	11/4/18	loss vs. Atlanta Falcons, 38-14 (79)

Held Opponent Under 100 Net Yards Passing

By Redskins:	11/30/17	loss at Dallas Cowboys, 38-14 (93)
By Opponent:	11/23/14	loss at San Francisco 49ers, 17-13 (77)

Held Opponent Under 150 Net Yards Passing

By Redskins:	9/9/18	win at Arizona Cardinals, 24-6 (145)
By Opponent:	12/10/17	loss at Los Angeles Chargers, 30-13 (136)

Interception Return for a Touchdown

By Redskins:	12/10/17	Bashaud Breeland at Los Angeles Chargers (96 yards)
By Opponent:	11/23/17	Janoris Jenkins vs. New York Giants (53 yards)

Individual with Three or More Interceptions

By Redskins:	10/24/10	DeAngelo Hall at Chicago Bears (4)
By Opponent:	10/16/11	Kurt Coleman vs. Philadelphia Eagles (3)

Individual with Two or More Interceptions

By Redskins:	10/28/18	D.J. Swearinger at New York Giants (2)
By Opponent:	12/31/17	Kelvin Sheppard at New York Giants (2)

Seven or More Sacks by Team

By Redskins:	10/28/18	win at New York Giants, 20-13 (7)
By Opponent:	12/14/14	loss at New York Giants, 24-13 (7)

Six or More Sacks by Team

By Redskins:	10/28/18	win at New York Giants, 20-13 (7)
By Opponent:	11/23/17	win vs. New York Giants (6)

Five or More Sacks by Team

By Redskins:	10/28/18	win at New York Giants, 20-13 (7)
By Opponent:	11/23/17	win vs. New York Giants (6)

Individual with Four or More Sacks

By Redskins:	9/14/14	Ryan Kerrigan vs. Jacksonville Jaguars (4)
By Opponent:	12/1/13	Justin Tuck vs. New York Giants (4)

Individual with Three or More Sacks

By Redskins:	12/26/15	Preston Smith at Philadelphia Eagles (3)
By Opponent:	12/1/13	Justin Tuck vs. New York Giants (4)

Individual with Two or More Sacks

By Redskins:	10/28/18	Matt Ioannidis at New York Giants (2)
By Opponent:	11/4/18	Jack Crawford vs. Atlanta Falcons (2)

Fumble Returned for Touchdown

By Redskins:	10/21/18	Preston Smith vs. Dallas Cowboys (1 yard)
By Opponent:	10/2/17	Justin Houston at Kansas City Chiefs (13 yards)

2018 WASHINGTON REDSKINS STATISTICS (THE LAST TIME)

SPECIAL TEAMS TOTALS

Kickoff Return for a Touchdown

By Redskins:	11/22/15	Andre Roberts at Carolina Panthers (99 yards)
By Opponent:	10/16/16	Wendell Smallwood vs. Philadelphia Eagles (86 yards)

Punt Return for a Touchdown

By Redskins:	10/9/16	Jamison Crowder at Baltimore Ravens (85 yards)
By Opponent:	11/30/17	Ryan Switzer at Dallas Cowboys (83 yards)

Blocked Punt

By Redskins:	10/18/15	Jeron Johnson at New York Jets
By Opponent:	9/24/15	Rashad Jennings at New York Giants

Missed Extra Point Attempt

By Redskins:	12/10/17	Nick Rose at Los Angeles Chargers (hit left upright)
By Opponent:	10/14/18	Graham Gano vs. Carolina Panthers (wide left)

Blocked Field Goal Attempt

By Redskins:	12/24/16	Preston Smith at Chicago Bears
By Opponent:	10/29/17	Tyrone Crawford vs. Dallas Cowboys

Blocked Field Goal returned for a TD

By Redskins:	9/24/72	Mike Bass vs. St. Louis Cardinals (32 yards)
By Opponent:	1/8/00	Ron Rice vs. Detroit Lions (94 yards)

Individual with Five or More Field Goals

By Redskins:	9/25/16	Dustin Hopkins at New York Giants (5)
By Opponent:	12/17/17	Phil Dawson vs. Arizona Cardinals (5)

Individual with Four or More Field Goals

By Redskins:	11/13/16	Dustin Hopkins vs. Minnesota Vikings (4)
By Opponent:	12/17/17	Phil Dawson vs. Arizona Cardinals (5)

Individual with Three or More Field Goals

By Redskins:	10/14/18	Dustin Hopkins vs. Carolina Panthers (3)
By Opponent:	12/17/17	Phil Dawson vs. Arizona Cardinals (5)

Individual with 70-yard or More Punt

By Redskins:	9/25/14	Tress Way vs. New York Giants (77 yards)
By Opponent:	11/17/13	Donnie Jones at Philadelphia Eagles (70 yards)

Individual with 60-yard or More Punt

By Redskins:	11/4/18	Tress Way vs. Atlanta Falcons (62 yards)
By Opponent:	9/9/18	Andy Lee at Arizona Cardinals (60 yards)

Individual with 50-yard or More Field Goal

By Redskins:	10/28/18	Dustin Hopkins at New York Giants (53 yards)
By Opponent:	11/19/17	Wil Lutz at New Orleans Saints (52 yards)

Back to Back Kickoff Returns for Touchdowns

By Redskins:	9/23/73	Herb Mul-Key at St. Louis Cardinals (97 yards)
By Opponent:	9/23/73	Don Shy at St. Louis Cardinals (97 yards)

Blocked Punt, Returned for Touchdown

By Redskins:	10/18/15	Rashad Ross at New York Jets (recovery in end zone)
By Opponent:	9/7/14	Alfred Blue at Houston (5 yards)

Successful Onside Kick

By Redskins:	10/25/15	vs. Tampa Bay Buccaneers (kicked by Dustin Hopkins, recovered by Trenton Robinson)
By Opponent:	11/8/15	at New England Patriots (kicked by Stephen Gostkowski, recovered by Jonathan Freeny)

No Punts

By Redskins:	11/5/00	loss at Arizona Cardinals, 16-15
By Opponent:	10/8/18	loss at New Orleans Saints, 43-19

Successful Fake Punt

By Redskins:	11/19/17	Niles Paul five-yard run at New Orleans
By Opponent:	9/17/17	Johnny Hekker 28-yard pass to Josh Reynolds at Los Angeles Rams

Successful Fake Field Goal

By Redskins:	11/15/09	Hunter Smith 35-yard pass to Mike Sellers vs. Denver Broncos
By Opponent:	10/6/14	Jon Ryan five-yard run vs. Seattle Seahawks

GAME SUMMARIES

GAME SUMMARIES

Sept. 9, 2018

GAME 1

State Farm Stadium (Glendale, Ariz.)

REDSKINS 24, CARDINALS 6

GLENDALE, Ariz. - Alex Smith looked like his old self. So did Adrian Peterson. When the 34-year-old Smith wasn't carving up the Arizona defense, the 33-year-old Peterson was running through it. The result was a 24-6 Washington victory on Sunday, coach Jay Gruden's first win in a season opener in five tries, and it was even more dominant than the final score would indicate.

Smith and Peterson were playing their first game as Redskins and the two veterans made an impact from the start. Smith, acquired from Kansas City in the offseason to replace Kirk Cousins, completed 21 of 30 passes without an interception and had TD throws of 13 yards to Chris Thompson and 4 yards to Jordan Reed. Peterson rushed for 96 yards on 26 carries, including a 1-yard touchdown run.

Peterson, who played for Arizona a year ago and signed with Washington as a free agent on Aug. 20, finished his day with a 52-yard reception, but fumbled at the end of the play. The Redskins outgained the Cardinals 429-213 and had 30 first downs to Arizona's 14 and it was even more one-sided before the Cardinals showed some life late in the game. Washington rushed for 182 yards to Arizona's 68.

Arizona avoided a shutout when David Johnson ran 2 yards for a touchdown with 5:47 to play. Johnson, who signed a three-year, \$39 million contract extension with Arizona on Saturday night with \$30 million guaranteed, carried nine times for 37 yards and caught five passes for 30 yards. Sam Bradford, in his debut as Cardinals quarterback, was 20 of 34 for 153 yards and was intercepted once. The Redskins manhandled the Arizona defense in a dominant first half to lead 21-0 at the break. And the Arizona team under the new coaching regime was booed roundly as it left the field.

The statistics were stunningly one-sided through the first two quarters: 261 yards for the Redskins to 36 yards for the Cardinals. Smith completed 17 of 20 passes for 171 yards and two touchdowns. Bradford, meanwhile, was 3 of 7 for 11 yards. Washington had the ball for 22 minutes, 57 seconds to the Cardinals' 7:03. Arizona got two first downs on its first possession and went three-and-out the only other two times it had the ball in the first half.

Washington, meanwhile, had touchdown drives of 80, 73 and 92 yards behind a powerful rushing game and the efficient management of Smith. The first scoring drive went 80 yards in 11 plays, Smith went 13 yards to Thompson on the first play of the second quarter for the score.

After Arizona's first three-and-out, Washington used up 9:06 in a 15-play, 73-yard drive, Peterson plowing in from the 1-yard line to make it 14-0. The Cardinals went nowhere again and the Redskins took advantage of their last chance of the half. Smith completed 7 of 7 passes for 77 yards in a 10-play, 92-yard drive. Smith threw 4 yards to Reed for the touchdown and it was 21-0 with 8 seconds left in the half.

TEAM	QTR	TIME	SCORING PLAY	DRIVE	PHI	WAS
WAS	2	14:54	C.Thompson 13 yd. pass from A.Smith (D.Hopkins kick)	11-80, 5:53	7	0
WAS	2	4:10	A.Peterson 1 yd. run (D.Hopkins kick)	15-73, 9:06	14	0
WAS	2	0:08	J.Reed 4 yd. pass from A.Smith (D.Hopkins kick)	10-92, 3:11	21	0
WAS	4	12:13	D.Hopkins 31 yd. Field Goal	10-63, 4:42	24	0
ARI	4	5:47	D.Johnson 2 yd. run (pass failed)	13-75, 6:26	24	6

PASSING

WAS: A. Smith 21-30 255, 2 TD

ARI: S. Bradford 20-34 153, 1 INT

RUSHING

WAS: A. Peterson 26-96, 1 TD, C.Thompson 5-65, A. Smith 8-14, R. Kelley 3-7

ARI: D. Johnson 9-37 1 TD, C. Edmonds 4-24, S. Bradford 2-7

RECEIVING

WAS: C.Thompson 6-63, 1 TD, J. Reed 4-48, 1 TD, P. Richardson 4-22, J. Crowder 3-32, A. Peterson 2-70, J. Doctson 1-11, V. Davis 1-9

ARI: L. Fitzgerald 7-76, D. Johnson 5-30, C. Edmonds 4-24, R. Seals-Jones 3-19, C. Kirk 1-4, C. Williams 0-0

PUNT RETURNS

WAS: T. Quinn 2-12

ARI: C. Kirk 2-44

KICKOFF RETURNS

WAS: D. Johnson 1-24

ARI: None

SACKS

WAS: R. Anderson 1-4, M. Ioannidis 1-4

ARI: R. Nkemdiche 1-1, C. Jones 1-7, P. Peterson 1-0

INTERCEPTIONS

WAS: Q. Dunbar 1-0

ARI: None

GAME SUMMARIES

Sept. 16, 2018

GAME 2

FedExField (Landover, Md.)

COLTS 21, REDSKINS 9

LANDOVER, Md. -- Andrew Luck could recall a critical error the Indianapolis Colts made on almost every possession, some he made.

When it mattered most, he was almost perfect. Luck shook off two interceptions and capped a methodical drive with his second touchdown of the game to help the Colts beat the Washington Redskins 21-9 Sunday and pick up their first victory of the season.

Luck was 21 of 31 for 179 yards and had a TD pass in a 25th consecutive game, the longest active streak in the NFL. He was 7 of 8 for 62 yards on a 13-play, 75-yard drive that culminated in a Luck-to-T.Y. Hilton score that put Indianapolis (1-1) up 21-9 early in the fourth quarter.

"When we needed to, we put a drive together and got points," Luck said. "On the longer drive where we ended up with a touchdown, everybody, we all just did our jobs and we did them well."

Executing first-year coach Frank Reich's creative play-calling scheme, Luck also found Eric Ebron for a touchdown on the game's opening drive. The balanced offensive attack with 27 rushing and 31 passing attempts kept the Redskins' defense off balance and allowed Luck to pick apart a secondary that struggled in coverage and tackling.

The Colts avoided starting 0-2 for the first time since 2013.

"We felt like we let one slip last week," Hilton said. "In the third quarter we kind of went back to our ways and then we picked it up in the fourth quarter and got it going."

After putting up a Week 1-best 182 rushing yards, the Redskins (1-1) put up just 65 yards on 22 carries. Adrian Peterson was limited to 20 yards on 11 carries, and receiver Jamison Crowder was actually Washington's leading rusher with 29 yards on two sweep plays.

Dropped balls and shoddy offensive line play hampered QB Alex Smith on a day he was 33 of 46 for 292 yards.

"Our running game suffered and we were pretty much one-dimensional," coach Jay Gruden said. "We didn't have a very good run plan. ... Didn't give [Peterson] any good looks.

TEAM	QTR	TIME	SCORING PLAY	DRIVE	IND	WAS
IND	1	9:25	E.Ebron 7 yd. pass from A.Luck (A.Vinatieri kick)	[11-75, 5:35]	7	0
WAS	2	11:12	D.Hopkins 49 yd. Field Goal	[5-27, 1:57]	7	3
IND	2	6:51	N.Hines 8 yd. run (A.Vinatieri kick)	[8-75, 4:21]	14	3
WAS	3	5:40	D.Hopkins 27 yd. Field Goal	[7-20, 3:37]	14	6
WAS	4	13:28	D.Hopkins 49 yd. Field Goal	[11-42, 6:07]	14	9
IND	4	7:32	T.Hilton 3 yd. pass from A.Luck (A.Vinatieri kick)	[13-75, 5:56]	21	9

PASSING

WAS: A. Smith 33-46, 292

IND: A. Luck 21-31, 179, 2 TD, 2 INT

RUSHING

WAS: J. Crowder 2-29, A. Peterson 11-20, A. Smith 4-14, C. Thompson 4-1, R. Kelley 1-1

IND: J. Wilkins 10-61, M. Mack 10-34, N. Hines 4-7 1 TD, A Luck 4-2

RECEIVING

WAS: C.Thompson 13-92, J. Reed 6-55, P. Richardson 4-63, J. Doctson 4-37, A. Peterson 3-30, J. Crowder 2-8, V. Davis 1-7

IND: T. Hilton 7-83 1 TD, E. Ebron 3-26 1 TD, C. Rogers 3-17, R. Grant 2-30, J. Doyle 2-20, J. Wilkins 2-3. M. Mack 1-2,

PUNT RETURNS

WAS: G. Stroman 1-6

IND: None

KICKOFF RETURNS

WAS: G. Stroman 1-16

IND: Z. Pascal 1-19

SACKS

WAS: M. Ioannidis 1-2

IND: D. Leonard, 1-10, J. Sheard 1-7, J. Ward 1-6

INTERCEPTIONS

WAS: D. Swearingen 2-11

IND: None

GAME SUMMARIES

Sept. 23, 2018

GAME 3

FedExField (Landover, Md.)

REDSKINS 31, PACKERS 17

LANDOVER, Md. -- Adrian Peterson ran for 120 yards and a pair of 2-yard scores, Alex Smith threw two touchdown passes -- all in the first half Sunday -- and the Washington Redskins held on for a 31-17 victory over a gimpy Aaron Rodgers and the Green Bay Packers, who again had complaints about a roughing-the-passer penalty on Clay Matthews.

On a rainy afternoon, the Redskins [2-1] moved out to leads of 14-0 and, at halftime, 28-10, by putting together TD drives of 74, 75, 79 and 98 yards. Smith connected for TDs of 46 yards to Paul Richardson on the game's fourth play and of 9 to Jamison Crowder in the second quarter.

Peterson, who ran 19 times Sunday, raised his career total to 102 rushing touchdowns, breaking a tie at 100 with Marshall Faulk and Shaun Alexander and moving him alone into seventh place in NFL history behind Emmitt Smith's record of 164. This was Peterson's 52nd game with at least 100 yards on the ground, and first since Nov. 5, 2017, for Arizona against San Francisco.

Playing with a bulky brace on his left knee, which he hurt in Week 1, Rodgers hobbled and limped around, and couldn't do enough to get the Packers [1-1-1] back into the game. He finished 27 for 44 for 265 yards with two TDs -- of 64 yards to Geronimo Allison and 2 yards to Davante Adams -- and was sacked four times.

But Green Bay's receivers had problems with drops, plus Randall Cobb was stripped of the ball by Fabian Moreau -- Josh Norman recovered the fumble -- after a completion with about 5 1/2 minutes remaining in the fourth quarter.

In the third, Packers linebacker Matthews was flagged for roughing Smith -- and there are sure to be more questions about what constitutes a penalty on such plays. Matthews broke in alone on Smith, wrapped him and brought him down. Matthews immediately put his arms up and slapped himself in the helmet as the flag was thrown.

Packers coach Mike McCarthy threw down a play-calling sheet and argued with two officials about the call, even chasing one along the sideline as he backpedaled away.

On Sunday, Smith went 12 for 20 for 220 yards. He also had his streak of 156 consecutive passes without an interception, the longest active run in the NFL, end in the second quarter. Safety Ha Ha Clinton-Dix made the pick when tight end Jordan Reed went one way and Smith threw another.

TEAM	QTR	TIME	SCORING PLAY	DRIVE	GB	WAS
WAS	1	12:54	P.Richardson 46 yd. pass from A.Smith (D.Hopkins kick)	[4-75, 2:06]	0	7
WAS	1	2:14	A.Peterson 2 yd. run (D.Hopkins kick)	[10-79, 6:04]	0	14
GB	2	12:52	M.Crosby 41 yd. Field Goal	[9-52, 4:22]	3	14
WAS	2	4:26	J.Crowder 9 yd. pass from A.Smith (D.Hopkins kick)	[8-98, 3:14]	3	21
GB	2	2:15	G.Allison 64 yd. pass from A.Rodgers (M.Crosby kick)	[4-76, 2:11]	10	21
WAS	2	0:21	A.Peterson 2 yd. run (D.Hopkins kick)	[5-74, 1:54]	10	28
GB	3	7:58	D.Adams 2 yd. pass from A.Rodgers (M.Crosby kick)	[15-75, 7:02]	17	28
WAS	4	1:58	D.Hopkins 35 yd. Field Goal	[8-29, 3:25]	17	31

PASSING

WAS: A. Smith 12-20 220, 2 TD

GB: A. Rodgers 27-44, 265, 2 TD, J. Scott 0-1 0

RUSHING

WAS: A. Peterson 19-120, 2 TD, A. Smith 7-20, C. Thompson 6-17, J. Crowder 1-6, K. Bibbs 2-3

GB: A. Jones 6-42, J. Williams 5-29, T. Montgomery 4-16, A. Rodgers 2-13

RECEIVING

WAS: J. Reed 4-65, J. Crowder 4-39, 1 TD, V. Davis 2-70, P. Richardson Jr. 1-46, 1 TD, C. Thompson 1-0

GB: D. Adams 7-52, 1 TD, T. Montgomery 6-49, J. Graham 5-45, R. Cobb 4-22, G. Allison 2-76, 1 TD, J. Williams 2-16, A. Jones 1-5

PUNT RETURNS

WAS: G. Stroman 1-9

GB: R. Cobb 4-29

KICKOFF RETURNS

WAS: G. Stroman 1-18, D. Johnson 1-15

GB: T. Montgomery 1-25

SACKS

WAS: J. Allen 2-14, M. Ioannidis 1-7, D. Payne 1-4

GB: None

INTERCEPTIONS

WAS: None

GB: H. Clinton-Dix 1-1

GAME SUMMARIES

Oct. 8, 2018

GAME 4

Mercedes-Benz Superdome (New Orleans, La.)

SAINTS 43, REDSKINS 19

NEW ORLEANS -- Before Drew Brees could blow kisses to the adoring Superdome crowd, before he could embrace his wife and children on the sideline, the Saints' 39-year-old quarterback had to shred one of the NFL's top pass defenses with ruthless efficiency.

And so he did. Brees passed Peyton Manning to become the NFL's all-time leader in yards passing with a 62-yard touchdown to rookie Tre'Quan Smith on Monday night that sent New Orleans on its way to a lopsided 43-19 victory over the mistake-prone Washington Redskins. Brees entered the game needing 201 yards to eclipse Peyton Manning's previous mark of 71,940 yards. He had 250 yards and two touchdowns by halftime and finished 26 of 29 for 363 yards and three touchdowns. He has yet to throw an interception this season. He did, however, make his eighth career reception on his own deflected pass, and pushed across the line of scrimmage to add an extra yard to his career total.

The Saints' Smith, a third-round draft choice last spring, caught two touchdown passes from the 18th-year pro. Brees also hit Smith for a 35-yard score down the right sideline early in the third quarter. Any hope Washington had of coming back was all but snuffed out when Justin Hardee, a special teams regular who was in the game because of Marshon Lattimore's concussion symptoms, snagged Alex Smith's underthrown pass at the Saints' 19-yard line and returned his first career interception to the Washington 4.

That set up change-of-pace QB Taysom Hill's 1-yard touchdown run that put the Saints (4-1) up 40-13. Smith completed 23 of 39 passes for 275 yards for the Redskins (2-2). He ran for a short touchdown late in the first half that pulled Washington within 26-13. When Saints began one of their last first-half possessions on their own 38, Brees needed just 35 yards to break the record. On the first play of the drive, Brees launched a pass toward the right sideline to the speedy Smith, who was wide open and easily sprinted away from Nicholson's tackle attempt en route to the end zone.

Running back Mark Ingram, playing in his first game this season after serving a four-game suspension, scored two touchdowns on 2- and 1-yard runs in the first half. He finished with 53 yards rushing and 20 receiving. The Redskins came in allowing fewer than 190 yards passing per game and spoke of doing what they could to prevent Brees from making history. Instead, they helped Brees pile up first-half yards with third-down penalties that extended two touchdown drives.

Norman's defensive holding penalty during Brees' incomplete pass sustained the Saints' first scoring drive, capped by Ingram's short touchdown run. In the second quarter, Montae Nicholson's unnecessary roughness penalty for leveling Ingram on Ryan Kerrigan's third-down sack extended a drive that ended with Brees' short TD pass to tight end Josh Hill.

TEAM	QTR	TIME	SCORING PLAY	DRIVE	WAS	NO
NO	1	10:41	M.Ingram 2 yd. run [kick failed, wr]	[6-64, 3:13]	0	6
WAS	1	2:37	D.Hopkins 37 yd. Field Goal	[15-56, 8:04]	3	6
NO	2	10:38	J.Hill 1 yd. pass from D.Brees [W.Lutz kick]	[13-75, 6:59]	3	13
WAS	2	8:36	D.Hopkins 53 yd. Field Goal	[6-40, 2:02]	6	13
NO	2	3:43	M.Ingram 1 yd. run [W.Lutz kick]	[10-75, 4:53]	6	20
NO	2	2:36	T.Smith 62 yd. pass from D.Brees [run failed]	[1-62, 0:10]	6	26
WAS	2	0:26	A.Smith 4 yd. run [D.Hopkins kick]	[3-16, 0:56]	13	26
NO	3	12:23	T.Smith 35 yd. pass from D.Brees [W.Lutz kick]	[5-74, 2:37]	13	33
NO	3	6:43	T.Hill 1 yd. run [W.Lutz kick]	[2-4, 1:00]	13	40
NO	4	14:10	W.Lutz 44 yd. Field Goal	[6-22, 3:09]	13	43
WAS	4	10:25	K.Bibbs 1 yd. run [pass failed]	[7-75, 3:45]	19	43

PASSING

WAS: A. Smith 23-39, 275, 1 INT

NO: D. Brees 26-29, 363, 3 TD

RUSHING

WAS: C. Thompson 8-17, K. Bibbs 4-9 1 TD, A. Smith 2-7, 1 TD, A. Peterson 4-6

NO: M. Ingram 16-53, 2 TD, A. Kamara 6-24, T. Hill 5-23, 1 TD, D. Brees 2-1, T. Bridgewater 3-(-3)

RECEIVING

WAS: C. Thompson 6-45, J. Crowder 4-55, P. Richardson Jr. 4-50, M. Harris 3-47, A. Peterson 2-36, V. Davis 2-15, J. Reed 1-21, B. Quick 1-6

NO: C. Meredith 5-71, M. Thomas 4-74, B. Watson 4-3-0, T. Smith 3-111, 2 TD, A. Kamara 3-15, J. Hill 2-24, 1 TD, M. Ingram 2-20, A. Carr 2-17, D. Brees 1-1

PUNT RETURNS

WAS: NONE

NO: A. Kamara 1-0

KICKOFF RETURNS

WAS: D. Johnson 2-45

NO: T. Hill 2-43

SACKS

WAS: R. Kerrigan 1-8, D. Payne 1-6

NO: M. Davenport 1-13, C. Jordan 1-6, S. Rankins 1-12

INTERCEPTIONS

WAS: None

NO: J. Hardee 1-77

GAME SUMMARIES

Oct. 14, 2018

GAME 5

FedExField (Landover, Md.)

REDSKINS 23, PANTHERS 17

LANDOVER, Md. -- Following his prime-time benching and criticism from a former teammate, Josh Norman wanted to shut off his phone because the noise was getting so loud. Then, he silenced it all.

Longtime Redskins safety DeAngelo Hall said Norman had gone "Hollywood," speculation swirled about his value to the Redskins and the flashy cornerback was on the defensive even when he wasn't on the field.

"It was like I was playing cornerback against everybody," said Norman, who had two game-altering plays and four tackles to put an embarrassing showing at New Orleans behind him. "I played within the defense and played within myself."

Defensive teammates mobbed Norman after each of his forced turnovers. After a defensive unit dinner earlier in the week, Norman led the way for a group that made a crucial stop at its 16-yard line to hold on for the victory.

"He came out and performed as he should," safety D.J. Swearinger said. "We needed that from him. He needed that for himself. And we needed to see that as a group."

Norman ended his 19-game interception drought by catching a jump ball thrown by Newton on a third-and-long play early in the second quarter, his first pick since Dec. 24, 2016. Norman also popped the ball out of Panthers rookie receiver D.J. Moore's hands in a showcase performance against the team that abruptly cut ties with him after his All-Pro 2015 season.

"It's fitting that we break that little streak against them," a smiling Norman said. "I guess we got a flair for the dramatic somehow." Newton threw for 275 yards and two touchdowns on 27 of 40 passing and rushed for 43 yards in a turnover-marred loss. He engineered a late drive that got the Panthers into the red zone before stalling out.

Carolina (3-2) was long before that doomed by turnovers, including Moore's on a punt return that set up Alex Smith's 22-yard TD pass to Vernon Davis.

"We kind of dug ourselves in a hole early," Newton said. "We still found a way to put ourselves in a winning position, but we didn't. We'll get better from it."

Adrian Peterson rushed for 97 yards on 17 carries and Smith connected on touchdown passes to Davis and Paul Richardson for the Redskins (3-2), who looked like an entirely different team than the one that got stomped 43-19 by New Orleans on Monday night -- when coach Jay Gruden benched Norman in the second half.

TEAM	QTR	TIME	SCORING PLAY	DRIVE	CAR	WAS
WAS	1	10:20	V. Davis 22 yd. pass from A. Smith (D. Hopkins kick)	[1-22, 0:06]	0	7
WAS	1	3:02	P. Richardson 2 yd. pass from A. Smith (D. Hopkins kick)	[12-64, 6:14]	0	14
WAS	2	5:30	D. Hopkins 49 yd. Field Goal	[10-36, 5:54]	0	17
CAR	2	3:05	D. Funchess 23 yd. pass from C. Newton (kick failed, wl)	[7-75, 2:25]	6	17
CAR	3	5:08	G. Gano 23 yd. Field Goal	[11-47, 5:32]	9	17
WAS	4	12:40	D. Hopkins 56 yd. Field Goal	[12-42, 7:28]	9	20
CAR	4	8:32	T. Smith 3 yd. pass from C. Newton (C. Newton-T. Smith pass)	[9-75, 4:08]	17	20
WAS	4	3:15	D. Hopkins 29 yd. Field Goal	[10-64, 5:17]	17	23

PASSING

CAR: C. Newton 27-40, 275, 2 TD, 1 INT

WAS: A. Smith 21-36, 163, 2 TD

RUSHING

CAR: C. Newton 9-43, C. McCaffrey 8-20, D. Moore 1-18

WAS: A. Peterson 17-97, A. Smith 6-13, K. Bibbs 2-11, M. Harris 1-6, S. Perine 1-3, P. Richardson 1-2

RECEIVING

CAR: C. McCaffrey 7-46, D. Funchess 5-74, 1 TD, T. Smith 5-43, D. Moore 4-59, G. Olson 4-48, J. Wright 1-3, C. Manhertz 1-2

WAS: J. Reed 5-36, V. Davis 3-48, 1 TD, P. Richardson 3-31, 1 TD, J. Doctson 3-20, M. Harris 3-13, B. Quick 2-12, K. Bibbs 1-6, S. Perine 1-{-3}

PUNT RETURNS

CAR: D. Moore 1-0

WAS: G. Stroman 1-10

KICKOFF RETURNS

CAR: C. Samuel 2-37

WAS: K. Bibbs 1-18, J. Sprinkle 1-6

SACKS

CAR: M. Addison 1-3, S. Thompson 1-4, J. Peppers 1-0

WAS: D. Swearinger 1-6

INTERCEPTIONS

CAR: NONE

WAS: J. Norman 1-7

GAME SUMMARIES

Oct. 21, 2018

GAME 6

FedExField (Landover, Md.)

REDSKINS 20, COWBOYS 17

LANDOVER, Md. -- No one on the winning Washington Redskins or the losing Dallas Cowboys seemed entirely sure about the rule that led to a penalty for "snap infraction." That flag turned a 47-yard field-goal try into a 52-yarder that slammed off the left upright as time expired.

"I don't know what happened there," said Redskins coach Jay Gruden, after his club avoided overtime and edged the Cowboys 20-17 Sunday to remain alone atop the NFC East when Dallas' Brett Maher missed the potential tying kick.

His miss foiled a spirited comeback attempt after Redskins linebacker Ryan Kerrigan's strip-sack of Cowboys quarterback Dak Prescott was recovered for a touchdown by Preston Smith with just under five minutes left in the fourth quarter.

That made it 20-10 and was Washington's fourth sack of Prescott, who used smelling salts and was checked for a concussion in the first quarter after taking a shoulder to his helmet at the end of a run. The QB didn't miss a play, returning for the Cowboys' next possession. Prescott lost two fumbles in the game, including one on an earlier fourth-and-1 keeper.

The Redskins (4-2) won consecutive games for the first time this season. The Cowboys dropped to 0-4 on the road, 3-4 overall, as they head into their bye week.

Washington won this one thanks to its staunch defense and 99 yards on 24 carries from Adrian Peterson, who helped mask the latest so-so performance from quarterback Alex Smith and a generally iffy offense that was missing three injured playmakers.

The Redskins twice had to settle for short field goals in the second half despite having first-and-goal opportunities. On each of those possessions, Alex Smith missed an open receiver in the end zone from down close.

Washington's QB finished 14 for 25 for 178 yards, including a 23-yard TD on a swing pass to Kapri Bibbs in the first quarter. But there were some questionable decisions, including running out of bounds on third down with 78 seconds left, stopping the clock before a punt gave the ball back to Dallas.

The Redskins limited Ezekiel Elliott, the NFL's No. 2 rusher entering the week, to 34 yards on 15 carries, the second-lowest total of his pro career.

Prescott was 22 for 35 for 273 yards, with one TD pass and one TD run. He connected with rookie receiver Michael Gallup on a 49-yard score a minute before halftime that made the score 7-all, then -- after Kerrigan's key play made it 20-10 -- scored on a 1-yard quarterback draw to cut Dallas' deficit to three points with 1 1/2 minutes remaining.

The Cowboys got the ball back and drove into Redskins territory thanks, in part, to three consecutive completions from Prescott to Beasley that ate up a total of 33 yards. But in the final seconds, Dallas seemed content to try to get to OT rather than pushing for a go-ahead TD. And, well, the field goal did not go according to plan.

TEAM	QTR	TIME	SCORING PLAY	DRIVE	DAL	WAS
WAS	1	10:19	K. Bibbs 23 yd. pass from A. Smith [D. Hopkins kick]	[6-52, 3:13]	0	7
DAL	2	1:00	M. Gallup 49 yd. pass from D. Prescott [B. Maher kick]	[6-83, 2:46]	7	7
WAS	3	9:10	D. Hopkins 21 yd. Field Goal	[10-72, 5:50]	7	10
WAS	4	12:35	D. Hopkins 25 yd. Field Goal	[8-44, 4:48]	7	13
DAL	4	9:46	B. Maher 47 yd. Field Goal	[6-46, 2:49]	10	13
WAS	4	4:55	P. Smith 1 yd. fumble return [D. Hopkins kick]	[None]	10	20
DAL	4	1:37	D. Prescott 1 yd. run [B. Maher kick]	[12-74, 3:18]	17	20

PASSING

DAL: D. Prescott 22-35, 273, 1 TD

WAS: A. Smith 14-25, 178, 1 TD

RUSHING

DAL: E. Elliott 15-33, D. Prescott 6-33, J. Lewis 1-7

WAS: A. Peterson 24-99, A. Smith 4-16, K. Bibbs 2-13, S. Perine 2-2

RECEIVING

DAL: C. Beasley 7-56, A. Hurns 5-74, M. Gallup 3-81, 1 TD, G. Swaim 3-25, E. Elliott 2-9, B. Jarwin 1-16, D. Schultz 1-12

WAS: K. Bibbs 4-43 1 TD, J. Doctson 3-42, M. Harris 3-22, J. Reed 2-43, M. Floyd 1-20, A. Peterson 1-8

PUNT RETURNS

DAL: C. Beasley 3-11

WAS: G. Stroman 1-3

KICKOFF RETURNS

DAL: D. Thompson 1-26

WAS: NONE

SACKS

DAL: D. Irving 1-3

WAS: R. Kerrigan 2-15, J. Allen 1-8, R. Anderson 1-0

INTERCEPTIONS

DAL: NONE

WAS: NONE

GAME SUMMARIES

Oct. 28, 2018

GAME 7

MetLife Stadium (East Rutherford, NJ)

GIANTS 13, REDSKINS 20

LANDOVER, Md. -- EAST RUTHERFORD, N.J. -- There's a cockiness about the Washington Redskins' defense.

They're shutting down some of the NFL's top running backs, making life miserable for opposing quarterbacks, not giving up many points -- and doing a lot of talking.

Why not? The unit is the major reason the NFC East-leading Redskins (5-2) have matched their best start since 2008.

Safety D.J. Swearinger intercepted two passes, Matt Ioannidis had 2 1/2 sacks, and the Redskins rode their defense to a third straight win, a 20-13 decision over the offensively inept New York Giants on Sunday.

The Redskins sacked a battered Eli Manning seven times, forced the two turnovers, limited Saquon Barkley to 38 yards rushing and made big play after big play in sending New York (1-7) to its fifth straight loss.

Adrian Peterson caught a 7-yard touchdown pass from Alex Smith and ran for a season-high 149 yards, with the last 64 coming on a touchdown jaunt with 3:06 to play. Dustin Hopkins added field goals of 53 and 39 yards for the Redskins. The three-game winning streak is their longest in two seasons.

Aldrick Rosas kicked field goals of 37 and 21 yards for the Giants. Manning, 30 of 47 for 316 yards, hit Evan Engram on a 2-yard touchdown pass with :17 to play.

Engram also let a scoring chance slipped away at the Redskins 32 when a short fourth-down pass went through his fingers with New York down 10-3 early in the fourth quarter.

The Giants came into the game wondering whether the trades this past week of starting cornerback Eli Apple and 2016 All-Pro defensive tackle Damon Harrison would be a problem. New York's defense was fine. Its offense wasn't, and the Redskins' defense was very, very good.

A major difference was Washington capitalized in the red zone, especially in the first half. Smith (20 of 32 for 178 yards) capped a 10-play, 73-yard drive with a TD pass to Peterson, who stepped out of a tackle by backup linebacker Nate Stupar at the 4-yard line.

New York had two trips inside the Washington 20. Swearinger ended the first, stepping inside of Odell Beckham Jr., to intercept a slant pass at the 8-yard line. Rosas kicked a 37-yard field goal on the second drive after passes of 11 yards to Beckham and 24 to Saquon Barkley got New York in scoring position.

Beckham had seven catches for 125 yards. Hopkins missed a 41-yard field goal after the Swearinger interception. Washington never lost the lead in the second half as its defense kept Manning ducking most of the day.

TEAM	QTR	TIME	SCORING PLAY	DRIVE	WAS	NYG
WAS	1	2:53	A. Peterson 7 yd. pass from A. Smith (D. Hopkins kick)	[10-73, 5:28]	7	0
NYG	2	1:16	A. Rosas 37 yd. Field Goal	[9-51, 2:03]	7	3
WAS	3	4:51	D. Hopkins 53 yd. Field Goal	[7-20, 2:20]	10	3
WAS	4	9:53	D. Hopkins 39 yd. Field Goal	[7-47, 4:27]	13	3
NYG	4	4:08	A. Rosas 21 yd. Field Goal	[6-83, 1:04]	13	6
WAS	4	3:06	A. Peterson 64 yd. run (D. Hopkins kick)	[3-75, 1:02]	20	6
NYG	4	0:17	E. Engram 2 yd. pass from E. Manning (A. Rosas kick)	[16-70, 2:49]	20	13

PASSING

NYG: E. Manning 30-47, 316, 1 TD, 2 INT

WAS: A. Smith 20-32, 178, 1 TD

RUSHING

NYG: S. Barkley 13-38, W. Gallman 1-(-1)

WAS: A. Peterson 26-149, A. Smith 3-13, C. Thompson 3-13, P. Richardson 1-7

RECEIVING

NYG: S. Barkley 9-73, O. Beckham 8-136, E. Engram 5-25 1 TD, B. Fowler 4-48, S. Shepherd 4-34

WAS: K. J. Reed 7-38, J. Doctson 5-49, P. Richardson 2-34, M. Harris 2-20, C. Thompson 2-9, V. Davis 1-21, A. Peterson 1-7 1 TD

PUNT RETURNS

NYG: Q. Henderson 4-18

WAS: NONE

KICKOFF RETURNS

NYG: Q. Henderson 1-30

WAS: K. Bibbs 1-20

SACKS

NYG: NONE

WAS: M. Ioannidis 2.5-16, R. Kerrigan 1.5-12, J. Allen 1-9, J. Harvey-Clemons 1-7, D. Payne 1-6

INTERCEPTIONS

NYG: NONE

WAS: D. Swearinger 2-23

GAME SUMMARIES

Nov. 4, 2018

GAME 8

FedExField (Landover, Md.)

FALCONS 38, REDSKINS 14

LANDOVER, Md. -- Julio Jones set his sights on the end zone, twisted to break a tackle and lunged toward the promised land.

A swarm of teammates rushed over from the sideline, jumping around in jubilation to celebrate the end of the star receiver's 12-game touch-down drought.

Jones was back in the end zone where he belongs, and the Atlanta Falcons looked like the team they were predicted to be in a 38-14 blowout of the Washington Redskins on Sunday that extended their winning streak to three games.

The Falcons [4-4] made plenty of plays in flexing their offensive muscles with the kind of balanced attack they've lacked in an injury-marred season that so far has failed to live up to expectations. Matt Ryan completed 26 of 38 passes for 350 yards and four touchdowns, including the 35-yard screen to Jones that set off a team-wide celebration.

Even though losing four of its first five games didn't give Atlanta much to celebrate, putting up 491 yards on Washington has players excited about their current position and what more they can accomplish this season.

Nowhere is that progress more evident than on the ground, where Coleman ran for 80 yards and Ito Smith had 66 yards and a rushing touch-down. The Falcons surpassed 100 yards rushing for the first time since Week 2.

Atlanta's 30th-ranked defense did its part, too, holding Washington to 35 first-quarter yards and making a crucial stop after Ryan was picked off by Quinton Dunbar -- just the quarterback's third interception this season.

The NFC East-leading Redskins [5-3] could blame poor tackling, ill-timed penalties and a series of injuries along the offensive line for the end of their three-game winning streak.

Already without left tackle Trent Williams after surgery to repair his dislocated right thumb, Washington lost left guard Shaun Lauvao to a left knee injury, right guard Brandon Scherff to a left shoulder injury and struggled to stop the Falcons when it mattered.

Swearingner and other players blamed officials for part of the Redskins' disciplinary trouble that added up to 10 penalties for 147 yards.

Adrian Peterson was held to 17 yards on nine carries a week after rushing for 149 yards at the New York Giants. Alex Smith was 30 of 46 for 306 yards, an interception and a touchdown pass to Josh Doctson.

TEAM	QTR	TIME	SCORING PLAY	DRIVE	ATL	WAS
ATL	1	9:46	T. Coleman 39 yd. pass from M. Ryan [G. Tavecchio kick]	[7-81, 3:04]	7	0
ATL	2	9:10	I. Smith 12 yd. run [G. Tavecchio kick]	[9-86, 4:19]	14	0
WAS	2	3:10	J. Doctson 2 yd. pass from A. Smith [D. Hopkins kick]	[11-80, 6:00]	14	7
ATL	2	0:28	C. Ridley 40 yd. pass from M. Ryan [G. Tavecchio kick]	[7-75, 2:42]	21	7
ATL	3	9:58	T. Coleman 10 yd. pass from M. Ryan [G. Tavecchio kick]	[8-75, 5:02]	28	7
WAS	3	2:15	K. Bibbs 3 yd. run [D. Hopkins kick]	[9-77, 3:42]	28	14
ATL	4	7:09	G. Tavecchio 27 yd. Field Goal	[10-72, 6:43]	31	14
ATL	4	3:45	J. Jones 35 yd. pass from M. Ryan [G. Tavecchio kick]	[6-56, 3:16]	38	14

PASSING

ATL: M. Ryan 26-38, 350, 4 TD, 1 INT

WAS: A. Smith 30-46, 306, 1 TD, 1 INT

RUSHING

ATL: T. Coleman 13-88, I. Smith 10-60 1 TD

WAS: A. Smith 1-22, K. Bibbs 3-20 1 TD, S. Perine 2-20, A. Peterson 9-17

RECEIVING

ATL: J. Jones 7-121 1 TD, C. Ridley 6-71 1 TD, T. Coleman 5-68 2 TD, M. Sanu 4-45, A. Hooper 3-41, I. Smith 1-4

WAS: M. Harris 10-124, V. Davis 5-62, J. Reed 4-34, J. Doctson 3-31 1 TD, A. Peterson 3-16, P. Richardson 2-16, S. Perine 2-8, K. Bibbs 1-15

PUNT RETURNS

ATL: J. Hardy 1-4

WAS: G. Stroman 1-0

KICKOFF RETURNS

ATL: None

WAS: G. Stroman 4-76, K. Bibbs 1-19

SACKS

ATL: Ja. Crawford 2-10, G. Jarrett 1-9

WAS: M. Ioannidis 1-8, R. Kerrigan 1-5

INTERCEPTIONS

ATL: D. Kazez 1-0

WAS: Q. Dunbar 1-24

National Football League Game Summary

NFL Copyright © 2018 by The National Football League. All rights reserved. This summary and play-by-play is for the express purpose of assisting media in their coverage of the game; any other use of this material is prohibited without the written permission of the National Football League. Updated: 11/5/2018

Date: Sunday, 11/4/2018

Atlanta Falcons at Washington Redskins

Start Time: 1:03 PM Est

at FedExField, Landover, MD

Game Day Weather

Game Weather: Sunny

Temp: 55° F (12.8° C) Humidity: 46%, Wind: East 5 mph

Played Outdoor on Turf: Grass

Outdoor Weather: Sunny,

Officials

Referee: Anderson, Walt (66)

Umpire: Paganelli, Carl (124)

Down Judge: Stephan, Tom (68)

Line Judge: Boston, Byron (18)

Field Judge: Brown, Terry (43)

Side Judge: Patterson, Rick (15)

Back Judge: Dyer, Lee (27)

Replay Official: Smith, Billy (0)

Lineups

Atlanta Falcons				Washington Redskins			
Offense		Defense		Offense		Defense	
WR	11 J.Jones	DE	44 V.Beasley	WR	18 J.Doctson	DE	93 J.Allen
LT	70 J.Matthews	DT	95 JA.Crawford	LT	79 T.Nsekhe	NT	95 D.Payne
LG	71 W.Schweitzer	DT	97 G.Jarrett	LG	77 S.Lauvao	DE	98 M.Ioannidis
C	51 A.Mack	DE	98 T.McKinley	C	73 C.Roullier	SLB	94 P.Smith
RG	63 B.Garland	LB	42 D.Riley	RG	75 B.Scherff	MLB	53 Z.Brown
RT	73 R.Schraeder	LB	59 D.Campbell	RT	76 M.Moses	MLB	54 M.Foster
TE	82 L.Paulsen	DB	34 B.Poole	TE	87 J.Sprinkle	WLB	91 R.Kerrigan
WR	12 M.Sanu	CB	21 D.Trufant	WR	13 M.Harris	CB	23 Q.Dunbar
QB	2 M.Ryan	CB	20 I.Oliver	WR	10 P.Richardson	CB	24 J.Norman
RB	26 T.Coleman	S	27 D.Kazee	QB	11 A.Smith	SS	20 H.Clinton-Dix
FB	30 R.Ortiz	S	29 J.Richards	RB	26 A.Peterson	FS	36 D.Swearingner

Substitutions

K 4 G.Tavecchio, P 5 M.Bosher, WR 14 J.Hardy, WR 17 M.Hall, WR 18 C.Ridley, RB 25 I.Smith, CB 28 J.Bethel, CB 33 B.Wreh-Wilson, DB 35 K.Tandy, S 36 K.Ishmael, DB 41 S.Neasman, LS 47 J.Harris, DE 50 B.Reed, LB 54 F.Oluokun, LB 55 B.Carter, T 69 Z.Beadles, T 74 T.Sambrailo, TE 81 A.Hooper, WR 83 R.Gage, TE 85 E.Saubert, DE 90 D.Shelby, NT 94 D.Senat, DT 99 T.McClain

Substitutions

K 3 D.Hopkins, P 5 T.Way, WR 16 J.Chesson, WR 17 M.Floyd, S 22 D.Everett, CB 31 F.Moreau, RB 32 S.Perine, S 35 M.Nicholson, CB 37 G.Stroman, LB 40 J.Harvey-Clemons, CB 41 D.Johnson, RB 46 K.Bibbs, LB 51 S.Hamilton, LB 52 R.Anderson, LB 56 Z.Vigil, LS 57 N.Sundberg, OL 66 T.Bergstrom, T 74 G.Christian, TE 85 V.Davis, TE 86 J.Reed, LB 96 P.McPhee, DL 97 T.Settle, DT 99 C.Brantley

Did Not Play

QB 8 M.Schaub

Did Not Play

QB 12 C.McCoy

Not Active

K 3 M.Bryant, CB 23 R.Alford, RB 32 B.Hill, DE 56 S.Means, G 68 A.Pasztor, G 72 R.Odhambo, T 77 M.Gono

Not Active

RB 25 C.Thompson, CB 39 A.Alexander, S 48 K.Ladler, C 55 C.Dunn, T 71 T.Williams, WR 80 J.Crowder, WR 83 B.Quick

Field Goals (made () & missed)

G.Tavecchio (27)

		1	2	3	4	OT	Total
VISITOR:	Atlanta Falcons	7	14	7	10	0	38
HOME:	Washington Redskins	0	7	7	0	0	14

Scoring Plays

Team	Qtr	Time	Play Description (Extra Point) (Drive Info)	Visitor	Home
Falcons	1	9:46	T.Coleman 39 yd. pass from M.Ryan (G.Tavecchio kick) (7-81, 3:04)	7	0
Falcons	2	9:10	I.Smith 12 yd. run (G.Tavecchio kick) (9-86, 4:19)	14	0
Redskins	2	3:10	J.Doctson 2 yd. pass from A.Smith (D.Hopkins kick) (11-80, 6:00)	14	7
Falcons	2	0:28	C.Ridley 40 yd. pass from M.Ryan (G.Tavecchio kick) (7-75, 2:42)	21	7
Falcons	3	9:58	T.Coleman 10 yd. pass from M.Ryan (G.Tavecchio kick) (8-75, 5:02)	28	7
Redskins	3	2:15	K.Bibbs 3 yd. run (D.Hopkins kick) (9-77, 3:42)	28	14
Falcons	4	7:09	G.Tavecchio 27 yd. Field Goal (10-72, 6:43)	31	14
Falcons	4	3:45	J.Jones 35 yd. pass from M.Ryan (G.Tavecchio kick) (6-56, 3:16)	38	14

Paid Attendance: 62,386

Time: 2:57

11/4/2018 at FedExField

Atlanta Falcons

Washington Redskins

Atlanta Falcons

Washington Redskins

[illegible]

Final Team Statistics

	Visitor Falcons	Home Redskins
TOTAL FIRST DOWNS	25	20
By Rushing	6	5
By Passing	17	15
By Penalty	2	0
THIRD DOWN EFFICIENCY	10-13-77%	5-13-38%
FOURTH DOWN EFFICIENCY	0-0-0%	2-2-100%
TOTAL NET YARDS	491	366
Total Offensive Plays (inc. times thrown passing)	64	64
Average gain per offensive play	7.7	5.7
NET YARDS RUSHING	154	79
Total Rushing Plays	24	15
Average gain per rushing play	6.4	5.3
Tackles for a loss-number and yards	0-0	3-5
NET YARDS PASSING	337	287
Times thrown - yards lost attempting to pass	2-13	3-19
Gross yards passing	350	306
PASS ATTEMPTS-COMPLETIONS-HAD INTERCEPTED	38-26-1	46-30-1
Avg gain per pass play (inc.# thrown passing)	8.4	5.9
KICKOFFS Number-In End Zone-Touchbacks	7-2-2	3-3-3
PUNTS Number and Average	2-51.5	5-49.0
Had Blocked	0	0
FGs - PATs Had Blocked	0-0	0-0
Net Punting Average	51.5	48.2
TOTAL RETURN YARDAGE (Not Including Kickoffs)	4	24
No. and Yards Punt Returns	1-4	1-0
No. and Yards Kickoff Returns	0-0	5-95
No. and Yards Interception Returns	1-0	1-24
PENALTIES Number and Yards	7-50	10-147
FUMBLES Number and Lost	0-0	0-0
TOUCHDOWNS	5	2
Rushing	1	1
Passing	4	1
EXTRA POINTS Made-Attempts	5-5	2-2
Kicking Made-Attempts	5-5	2-2
FIELD GOALS Made-Attempts	1-1	0-0
RED ZONE EFFICIENCY	2-3-67%	2-2-100%
GOAL TO GO EFFICIENCY	1-1-100%	2-2-100%
SAFETIES	0	0
FINAL SCORE	38	14
TIME OF POSSESSION	32:56	27:04

Atlanta Falcons vs Washington Redskins

11/4/2018 at FedExField

Ball Possession And Drive Chart

Atlanta Falcons

#	Time Recd	Time Lost	Time Poss	How Ball Obtained	Drive Began	# Play	Yds Gain	Yds Pen	Net Yds	1st Down	Last Scrm	How Given Up
1	12:50	9:46	3:04	Punt	ATL 19	7	81	0	81	3	WAS 39	Touchdown
2	6:28	1:14	5:14	Punt	ATL 10	12	62	0	62	5	WAS 28	Interception
3	13:29	9:10	4:19	Punt	ATL 14	9	86	0	86	4	* WAS 12	Touchdown
4	3:10	0:28	2:42	Kickoff	ATL 25	7	60	15	75	3	WAS 40	Touchdown
5	15:00	9:58	5:02	Kickoff	ATL 25	8	75	0	75	5	* WAS 10	Touchdown
6	6:55	5:57	0:58	Punt	ATL 23	3	6	0	6	0	ATL 29	Punt
7	2:15	0:37	1:38	Kickoff	ATL 25	3	5	0	5	0	ATL 30	Punt
8	13:52	7:09	6:43	Punt	ATL 19	10	60	12	72	3	* WAS 9	Field Goal
9	7:01	3:45	3:16	Interception	ATL 44	6	56	0	56	2	WAS 35	Touchdown

(204) Average ATL 23

Washington Redskins

#	Time Recd	Time Lost	Time Poss	How Ball Obtained	Drive Began	# Play	Yds Gain	Yds Pen	Net Yds	1st Down	Last Scrm	How Given Up
1	15:00	12:50	2:10	Kickoff	WAS 25	3	4	-10	-6	0	WAS 19	Punt
2	9:46	6:28	3:18	Kickoff	WAS 26	6	20	-5	15	1	WAS 41	Punt
3	1:14	13:29	2:45	Interception	WAS 33	5	17	0	17	1	50	Punt
4	9:10	3:10	6:00	Kickoff	WAS 20	11	80	0	80	6	* ATL 2	Touchdown
5	0:28	0:00	0:28	Kickoff	WAS 22	3	43	-10	33	2	WAS 40	End of Half
6	9:58	6:55	3:03	Kickoff	WAS 23	7	43	-40	3	1	WAS 26	Punt
7	5:57	2:15	3:42	Punt	WAS 23	9	87	-10	77	4	* ATL 3	Touchdown
8	0:37	13:52	1:45	Punt	WAS 15	4	18	5	23	1	WAS 38	Punt
9	7:09	7:01	0:08	Kickoff	WAS 25	1	0	0	0	0	WAS 25	Interception
10	3:45	0:00	3:45	Kickoff	WAS 26	15	54	0	54	4	ATL 20	End of Game

(238) Average WAS 24

* inside opponent's 20

Time of Possession by Quarter

	1st	2nd	3rd	4th	OT	Total
Visitor Atlanta Falcons	8:18	7:01	7:38	9:59		32:56
Home Washington Redskins	6:42	7:59	7:22	5:01		27:04

Kickoff Drive No.-Start Average

Falcons: 3 - ATL 25

Redskins: 7 - WAS 24

11/4/2018 at FedExField

Atlanta Falcons	Regular Defensive Plays												Special Teams					Misc			
	TKL	AST	COMB	SK	/ YDS	TFL	Q	IN	PD	FF	FR	TKL	AST	FF	FR	BL	TKL	AST	FF	FR	
F.Oluokun	5	1	6	0	0	1	1	0	0	0	0	0	0	0	0	0	0	0	0	0	
S.Neasman	4	1	5	0	0	0	0	0	2	0	0	0	0	0	0	0	0	0	0	0	
D.Kazee	4	1	5	0	0	0	0	1	1	0	0	0	0	0	0	0	0	0	0	0	
B.Poole	4	1	5	0	0	0	0	0	0	0	0	0	0	0	0	0	0	0	0	0	
D.Riley	3	2	5	0	0	0	0	0	0	0	0	0	0	0	0	0	0	0	0	0	
I.Oliver	3	1	4	0	0	0	0	0	2	0	0	0	0	0	0	0	0	0	0	0	
D.Campbell	3	1	4	0	0	0	0	0	0	0	0	0	0	0	0	0	0	0	0	0	
JA.Crawford	3	0	3	2	10	2	1	0	0	0	0	0	0	0	0	0	0	0	0	0	
B.Carter	2	1	3	0	0	0	0	0	0	0	0	0	2	1	0	0	0	0	0	0	
G.Jarrett	1	2	3	1	9	1	1	0	0	0	0	0	0	0	0	0	0	0	0	0	
D.Trufant	2	0	2	0	0	0	0	0	1	0	0	0	0	0	0	0	0	0	0	0	
J.Richards	2	0	2	0	0	0	0	0	0	0	0	0	0	0	0	0	0	0	0	0	
K.Ishmael	1	0	1	0	0	0	0	0	1	0	0	0	0	0	0	0	0	0	0	0	
D.Shelby	1	0	1	0	0	1	0	0	0	0	0	0	0	0	0	0	0	0	0	0	
D.Senat	1	0	1	0	0	0	0	0	0	0	0	0	0	0	0	0	0	0	0	0	
B.Reed	0	0	0	0	0	0	1	0	0	0	0	0	0	0	0	0	0	0	0	0	
V.Beasley	0	0	0	0	0	0	1	0	0	0	0	0	0	0	0	0	0	0	0	0	
B.Wreh-Wilson	0	0	0	0	0	0	0	0	1	0	0	0	0	0	0	0	0	0	0	0	
J.Bethel	0	0	0	0	0	0	0	0	0	0	0	2	1	0	0	0	0	0	0	0	
R.Gage	0	0	0	0	0	0	0	0	0	0	0	1	0	0	0	0	0	0	0	0	
K.Tandy	0	0	0	0	0	0	0	0	0	0	0	0	2	0	0	0	0	0	0	0	
E.Saubert	0	0	0	0	0	0	0	0	0	0	0	0	1	0	0	0	0	0	0	0	
J.Jones	0	0	0	0	0	0	0	0	0	0	0	0	0	0	0	0	1	0	0	0	
Total	39	11	50	3	19	5	5	1	8	0	0	5	5	0	0	0	1	0	0	0	

TKL = Tackle AST = Assist COMB = Combined QH=QB Hit IN = Interception PD = Pass Defense FF = Forced Fumble FR = Fumble Recovery

Washington Redskins	Regular Defensive Plays												Special Teams					Misc			
	TKL	AST	COMB	SK	/ YDS	TFL	QH	IN	PD	FF	FR	TKL	AST	FF	FR	BL	TKL	AST	FF	FR	
M.Ioannidis	6	1	7	1	8	1	1	0	0	0	0	0	0	0	0	0	0	0	0	0	
H.Clinton-Dix	5	2	7	0	0	0	0	0	0	0	0	0	0	0	0	0	0	0	0	0	
Q.Dunbar	5	1	6	0	0	0	0	1	3	0	0	0	0	0	0	0	0	0	0	0	
J.Norman	3	3	6	0	0	0	0	0	2	0	0	0	0	0	0	0	0	0	0	0	
M.Foster	3	2	5	0	0	0	0	0	0	0	0	0	0	0	0	0	0	0	0	0	
M.Nicholson	3	1	4	0	0	0	0	0	0	0	0	0	0	0	0	0	0	0	0	0	
F.Moreau	1	3	4	0	0	0	0	0	1	0	0	0	0	0	0	0	0	0	0	0	
Z.Brown	3	0	3	0	0	1	0	0	0	0	0	0	0	0	0	0	0	0	0	0	
J.Allen	3	0	3	0	0	0	0	0	0	0	0	0	0	0	0	0	0	0	0	0	
J.Harvey-Clemons	2	1	3	0	0	0	1	0	0	0	0	0	0	0	0	0	0	0	0	0	
R.Kerrigan	2	0	2	1	5	1	2	0	0	0	0	0	0	0	0	0	0	0	0	0	
D.Johnson	2	0	2	0	0	1	0	0	0	0	0	0	0	1	0	0	0	0	0	0	
P.McPhee	1	0	1	0	0	0	0	0	1	0	0	0	0	0	0	0	0	0	0	0	
P.Smith	1	0	1	0	0	0	0	0	0	0	0	0	0	0	0	0	0	0	0	0	
R.Anderson	1	0	1	0	0	0	0	0	0	0	0	0	0	0	0	0	0	0	0	0	
D.Payne	0	1	1	0	0	0	0	0	0	0	0	0	0	0	0	0	0	0	0	0	
J.Chesson	0	0	0	0	0	0	0	0	0	0	0	0	0	1	0	0	0	0	0	0	
Total	41	15	56	2	13	4	4	1	7	0	0	0	0	2	0	0	0	0	0	0	

11/4/2018 at FedExField

PERIOD SCORES

Falcons	$7 \cdot 14 = 21$
Redskins	$0 \cdot 7 = 7$

TIME OF POSSESSION

Falcons	15:19
Redskins	14:41

Team	Qtr	Time	Play Description (Extra Point) (Drive Info)	Visitor	Home
Falcons	1	9:46	T.Coleman 39 yd. pass from M.Ryan (G.Tavecchio kick) (7-81, 3:04)	7	0
Falcons	2	9:10	I.Smith 12 yd. run (G.Tavecchio kick) (9-86, 4:19)	14	0
Redskins	2	3:10	J.Doctson 2 yd. pass from A.Smith (D.Hopkins kick) (11-80, 6:00)	14	7
Falcons	2	0:28	C.Ridley 40 yd. pass from M.Ryan (G.Tavecchio kick) (7-75, 2:42)	21	7

	Atlanta Falcons	Washington Redskins
TOTAL FIRST DOWNS	15	10
First Downs Rushing-Passing-by Penalty	3 - 11 - 1	3 - 7 - 0
THIRD DOWN EFFICIENCY	8-8-100%	2-5-40%
TOTAL NET YARDS	289	164
Total Offensive Plays	35	28
NET YARDS RUSHING	63	54
NET YARDS PASSING	226	110
Gross Yards Passing	239	119
Times thrown-yards lost attempting to pass	2-13	1-9
Pass Attempts-Completions-Had Intercepted	23 - 15 - 1	18 - 12 - 0
Punts-Number and Average	0 - 0	3 - 50.3
Penalties-Number and Yards	1 - 5	4 - 45
Fumbles-Number and Lost	0 - 0	0 - 0
Red Zone Efficiency	1-1-100%	1-1-100%
Average Drive Start	ATL 17	WAS 25

Atlanta Falcons									Washington Redskins										
RUSHING		ATT		YDS	AVG	LG	TD		RUSHING		ATT		YDS	AVG	LG	TD			
I.Smith		4		32	8.0	12	1		A.Smith		1		22	22.0	22	0			
T.Coleman		6		31	5.2	11	0		K.Bibbs		2		17	8.5	13	0			
									A.Peterson		6		15	2.5	11	0			
Total		10		63	6.3	12	1		Total		9		54	6.0	22	0			
PASSING		ATT	CMP	YDS	SK/YD	TD	LG	IN	RT	PASSING		ATT	CMP	YDS	SK/YD	TD	LG	IN	RT
M.Ryan		23	15	239	2/13	2	40	1	110.6	A.Smith		18	12	119	1/9	1	18	0	103.7
Total		23	15	239	2/13	2	40	1	110.6	Total		18	12	119	1/9	1	18	0	103.7
PASS RECEIVING		TAR		REC	YDS	AVG	LG	TD		PASS RECEIVING		TAR		REC	YDS	AVG	LG	TD	
J.Jones		5		4	68	17.0	26	0		M.Harris		4		3	42	14.0	18	0	
C.Ridley		6		3	42	14.0	40	1		J.Reed		2		2	20	10.0	12	0	
M.Sanu		3		3	35	11.7	16	0		A.Peterson		2		2	13	6.5	8	0	
T.Coleman		3		2	47	23.5	39	1		J.Doctson		4		2	7	3.5	5	1	
A.Hooper		2		2	43	21.5	23	0		K.Bibbs		1		1	15	15.0	15	0	
I.Smith		2		1	4	4.0	4	0		P.Richardson		2		1	11	11.0	11	0	
M.Hall		1		0	0	0.0	0	0		V.Davis		1		1	11	11.0	11	0	
										M.Floyd		1		0	0	0.0	0	0	
Total		22		15	239	15.9	40	2		Total		17		12	119	9.9	18	1	

[illegible]

11/4/2018 at FedExField[illegible]

Play By Play

First Quarter

11/4/2018

ATL wins the coin toss and elects to defer. WAS elects to Receive, and ATL elects to defend the west goal.

M.Bosher kicks 65 yards from ATL 35 to end zone, Touchback.

Washington Redskins at 15:00

- 1-10-WAS 25 (15:00) A.Peterson up the middle to WAS 29 for 4 yards (D.Riley).
- 2-6-WAS 29 (14:25) A.Smith pass short middle to J.Reed to WAS 35 for 6 yards (D.Riley).
PENALTY on WAS-S.Lauvao, Offensive Holding, 10 yards, enforced at WAS 29 - No Play.
- 2-16-WAS 19 (13:58) (Shotgun) A.Smith sacked at WAS 10 for -9 yards (G.Jarrett). WAS-S.Lauvao was injured during the play. He is Out.
- 3-25-WAS 10 (13:34) (Shotgun) A.Smith pass short left to M.Harris to WAS 19 for 9 yards (D.Riley).
- 4-16-WAS 19 (13:02) T.Way punts 62 yards to ATL 19, Center-N.Sundberg, downed by WAS-J.Chesson.

Atlanta Falcons at 12:50

- 1-10-ATL 19 (12:50) M.Ryan pass incomplete deep left to J.Jones (J.Norman).
- 2-10-ATL 19 (12:44) (Shotgun) T.Coleman right guard to ATL 22 for 3 yards (M.Foster).
- 3-7-ATL 22 (12:01) (Shotgun) M.Ryan pass short left to M.Sanu pushed ob at ATL 34 for 12 yards (Q.Dunbar). P1
- 1-10-ATL 34 (11:31) M.Ryan pass incomplete deep right to C.Ridley (Q.Dunbar).
- 2-10-ATL 34 (11:25) I.Smith right end to ATL 38 for 4 yards (Z.Brown).
- 3-6-ATL 38 (10:45) (Shotgun) M.Ryan pass short right to A.Hooper to WAS 39 for 23 yards (H.Clinton-Dix). P2
- 1-10-WAS 39 **(9:56) (Shotgun) M.Ryan pass short left to T.Coleman for 39 yards, TOUCHDOWN.** P3
G.Tavecchio extra point is GOOD, Center-J.Harris, Holder-M.Bosher.

ATL 7 WAS 0, 7 plays, 81 yards, 3:04 drive, 5:14 elapsed
--

M.Bosher kicks 58 yards from ATL 35 to WAS 7. K.Bibbs to WAS 26 for 19 yards (B.Carter, K.Tandy).

Washington Redskins at 9:46, (1st play from scrimmage 9:38)

- 1-10-WAS 26 (9:38) A.Smith pass incomplete short middle to M.Floyd (K.Ishmael).
- 2-10-WAS 26 (9:33) K.Bibbs left tackle to WAS 30 for 4 yards (F.Oluokun).
- 3-6-WAS 30 (8:48) (Shotgun) *PENALTY on ATL-V.Beasley, Neutral Zone Infraction, 5 yards, enforced at WAS 30 - No Play.*
Timeout #1 by WAS at 08:40.
- 3-1-WAS 35 (8:40) (Shotgun) A.Smith pass short middle to P.Richardson to WAS 46 for 11 yards (D.Trufant). P1
- 1-10-WAS 46 (8:01) A.Peterson right end to WAS 45 for -1 yards (G.Jarrett; D.Senat). WAS-M.Moses was injured during the play. His return is Questionable.
PENALTY on WAS-M.Moses, Offensive Holding, 10 yards, enforced at WAS 46 - No Play. 76 - Knee injury
- 1-20-WAS 36 (7:35) (Shotgun) A.Smith pass incomplete short right to J.Doctson.
- 2-20-WAS 36 (7:31) (Shotgun) A.Smith pass short middle to A.Peterson to WAS 41 for 5 yards (F.Oluokun; S.Neasman).
- 3-15-WAS 41 (6:46) (Shotgun) A.Smith pass incomplete deep middle to J.Doctson (I.Oliver).
- 4-15-WAS 41 (6:39) T.Way punts 53 yards to ATL 6, Center-N.Sundberg. J.Hardy to ATL 10 for 4 yards (D.Johnson; J.Chesson).

Atlanta Falcons at 6:28

- 1-10-ATL 10 (6:28) M.Ryan pass short right to J.Jones pushed ob at ATL 22 for 12 yards (Q.Dunbar). P4
- 1-10-ATL 22 (5:58) M.Ryan pass incomplete deep middle to C.Ridley.
- 2-10-ATL 22 (5:52) T.Coleman left end to ATL 33 for 11 yards (P.Smith). R5
- 1-10-ATL 33 (5:12) (Shotgun) M.Ryan pass short middle to M.Sanu to ATL 40 for 7 yards (F.Moreau).
- 2-3-ATL 40 (4:38) M.Ryan pass short left to I.Smith to ATL 44 for 4 yards (P.McPhee). P6
- 1-10-ATL 44 (3:53) (Shotgun) M.Ryan pass incomplete short left to M.Hall (P.McPhee, Q.Dunbar).
- 2-10-ATL 44 (3:49) T.Coleman up the middle to ATL 48 for 4 yards (M.Ioannidis).
- 3-6-ATL 48 (3:09) (Shotgun) M.Ryan pass short left to T.Coleman pushed ob at WAS 44 for 8 yards (Q.Dunbar). P7
- 1-10-WAS 44 (2:34) M.Ryan pass incomplete short left.
- 2-10-WAS 44 (2:30) (Shotgun) I.Smith right end to WAS 36 for 8 yards (J.Norman).
- 3-2-WAS 36 (1:50) I.Smith up the middle to WAS 28 for 8 yards (J.Norman, F.Moreau). R8
- 1-10-WAS 28 (1:21) M.Ryan pass deep right intended for C.Ridley INTERCEPTED by Q.Dunbar at WAS 9. Q.Dunbar pushed ob at WAS 33 for 24 yards (J.Jones).

Washington Redskins at 1:14

- 1-10-WAS 33 (1:14) A.Peterson up the middle to WAS 36 for 3 yards (D.Riley).
- 2-7-WAS 36 (:35) (Shotgun) A.Smith pass short left to A.Peterson to WAS 44 for 8 yards (F.Oluokun). P2

Atlanta Falcons vs Washington Redskins at FedExField								
END OF QUARTER	Time		First Downs				Efficiencies	
	Score	Poss	R	P	X	T	3 Down	4 Down
Atlanta Falcons	7	8:18	2	6	0	8	4/4	0/0
Washington Redskins	0	6:42	0	2	0	2	1/3	0/0

Play By Play

Second Quarter

11/4/2018

Washington Redskins continued.

<u>1-10-WAS 44</u>	(15:00) (Shotgun) A.Peterson right end to WAS 42 for -2 yards (G.Jarrett; D.Riley).
2-12-WAS 42	(14:18) (Shotgun) A.Smith pass incomplete short middle to M.Harris.
3-12-WAS 42	(14:13) (Shotgun) A.Smith pass short middle to J.Reed to 50 for 8 yards (D.Campbell).
4-4-50	(13:35) T.Way punts 36 yards to ATL 14, Center-N.Sundberg, fair catch by J.Hardy.

Atlanta Falcons at 13:29

1-10-ATL 14	(13:29) (Shotgun) M.Ryan pass incomplete short left to T.Coleman.	
2-10-ATL 14	(13:25) T.Coleman right guard to ATL 18 for 4 yards (M.Ioannidis).	
3-6-ATL 18	(12:44) (Shotgun) M.Ryan pass deep left to J.Jones to ATL 39 for 21 yards (H.Clinton-Dix) [J.Harvey-Clemons].	P9
<u>1-10-ATL 39</u>	(12:07) M.Ryan pass short left to C.Ridley to ATL 36 for -3 yards (D.Johnson).	
2-13-ATL 36	(11:24) (Shotgun) M.Ryan pass deep middle to J.Jones to WAS 38 for 26 yards (H.Clinton-Dix).	P10
<u>1-10-WAS 38</u>	(10:44) M.Ryan pass incomplete short right to I.Smith.	
2-10-WAS 38	(10:39) T.Coleman right end to WAS 32 for 6 yards (F.Moreau; M.Foster).	
3-4-WAS 32	(9:59) (Shotgun) M.Ryan pass short middle to A.Hooper to WAS 12 for 20 yards (H.Clinton-Dix).	P11
<u>1-10-WAS 12</u>	(9:16) I.Smith left tackle for 12 yards, TOUCHDOWN.	R12
	G.Tavecchio extra point is GOOD, Center-J.Harris, Holder-M.Bosher.	

ATL 14 WAS 0, 9 plays, 86 yards, 4:19 drive, 5:50 elapsed

M.Bosher kicks 60 yards from ATL 35 to WAS 5. G.Stroman to WAS 20 for 15 yards (R.Gage).

Washington Redskins at 9:10, (1st play from scrimmage 9:05)

1-10-WAS 20	(9:05) A.Smith pass incomplete short right [B.Reed].	
2-10-WAS 20	(8:56) A.Smith pass incomplete short left to P.Richardson.	
3-10-WAS 20	(8:53) (Shotgun) A.Smith pass short middle to V.Davis to WAS 31 for 11 yards (B.Carter).	P3
<u>1-10-WAS 31</u>	(8:10) A.Peterson right end to WAS 31 for no gain (B.Carter).	
2-10-WAS 31	(7:31) (Shotgun) A.Smith pass short left to J.Reed pushed ob at WAS 43 for 12 yards (S.Neasman).	P4
<u>1-10-WAS 43</u>	(6:54) A.Smith pass short right to J.Doctson ran ob at WAS 48 for 5 yards [F.Oluokun].	
2-5-WAS 48	(6:08) (Shotgun) A.Peterson right end to ATL 41 for 11 yards (G.Jarrett; D.Kazee).	R5
<u>1-10-ATL 41</u>	(5:23) A.Smith scrambles right end to ATL 19 for 22 yards (B.Poole).	R6
<u>1-10-ATL 19</u>	(4:39) A.Peterson left end to ATL 20 for -1 yards (F.Oluokun).	
2-11-ATL 20	(3:56) A.Smith pass short middle to M.Harris to ATL 2 for 18 yards (B.Poole).	P7
<u>1-2-ATL 2</u>	(3:15) A.Smith pass short left to J.Doctson for 2 yards, TOUCHDOWN.	P8
	D.Hopkins extra point is GOOD, Center-N.Sundberg, Holder-T.Way.	

ATL 14 WAS 7, 11 plays, 80 yards, 6:00 drive, 11:50 elapsed

D.Hopkins kicks 65 yards from WAS 35 to end zone, Touchback.

Atlanta Falcons at 3:10

1-10-ATL 25	(3:10) M.Ryan sacked at ATL 20 for -5 yards (R.Kerrigan).
2-15-ATL 20	(2:29) (Shotgun) M.Ryan pass short left to C.Ridley to ATL 25 for 5 yards (M.Ioannidis).

Two-Minute Warning

3-10-ATL 25	(2:00) (Shotgun) M.Ryan pass short middle to M.Sanu to ATL 41 for 16 yards (J.Harvey-Clemons).	P13
<u>1-10-ATL 41</u>	(1:23) (Shotgun) T.Coleman right tackle to ATL 44 for 3 yards (M.Ioannidis).	
2-7-ATL 44	(:56) (Shotgun) M.Ryan pass incomplete short middle to M.Sanu (F.Moreau).	
	<i>PENALTY on WAS-F.Moreau, Defensive Pass Interference, 15 yards, enforced at ATL 44 - No Play.</i>	X14
<u>1-10-WAS 41</u>	(:51) (Shotgun) M.Ryan sacked at WAS 49 for -8 yards (M.Ioannidis).	
	Timeout #1 by ATL at 00:44.	
2-18-WAS 49	(:44) (Shotgun) M.Ryan pass short middle to J.Jones to WAS 40 for 9 yards (J.Norman; M.Nicholson).	
	Timeout #2 by ATL at 00:36.	
3-9-WAS 40	(:36) (Shotgun) M.Ryan pass short middle to C.Ridley for 40 yards, TOUCHDOWN.	P15
	G.Tavecchio extra point is GOOD, Center-J.Harris, Holder-M.Bosher.	

ATL 21 WAS 7, 7 plays, 75 yards, 1 penalty, 2:42 drive, 14:32 elapsed

M.Bosher kicks 64 yards from ATL 35 to WAS 1. G.Stroman to WAS 22 for 21 yards (B.Carter, J.Bethel).

Washington Redskins at 0:28, (1st play from scrimmage 0:23)

Atlanta Falcons vs Washington Redskins at FedExField

1-10-WAS 22	(:23) (Shotgun) K.Bibbs right end pushed ob at WAS 35 for 13 yards (S.Neasman).	R9
<u>1-10-WAS 35</u>	(:17) (Shotgun) A.Smith pass short right to K.Bibbs to 50 for 15 yards (D.Riley; D.Campbell).	P10
	Timeout #2 by WAS at 00:10.	
<u>1-10-50</u>	(:10) (Shotgun) A.Smith pass deep left to J.Doctson to ATL 22 for 28 yards (D.Kazee).	
	<i>PENALTY on WAS-M.Moses, Offensive Holding, 10 yards, enforced at 50 - No Play.</i>	
1-20-WAS 40	(:01) (Shotgun) A.Smith pass short middle to M.Harris to ATL 45 for 15 yards (D.Kazee).	

END OF QUARTER	Score	Time Poss	First Downs				Efficiencies	
			R	P	X	T	3 Down	4 Down
Atlanta Falcons	21	7:01	1	5	1	7	4/4	0/0
Washington Redskins	7	7:59	3	5	0	8	1/2	0/0

Play By Play

Third Quarter

11/4/2018

ATL elects to Receive, and WAS elects to defend the East goal.

D.Hopkins kicks 65 yards from WAS 35 to end zone, Touchback.

Atlanta Falcons at 15:00

1-10-ATL 25	(15:00) T.Coleman left end to ATL 34 for 9 yards (M.Ioannidis).	
2-1-ATL 34	(14:24) T.Coleman left guard to 50 for 16 yards (H.Clinton-Dix).	R16
<u>1-10-50</u>	(13:50) T.Coleman left end to WAS 43 for 7 yards (Q.Dunbar).	
2-3-WAS 43	(13:11) (Shotgun) M.Ryan pass short middle to C.Ridley to WAS 33 for 10 yards (Q.Dunbar, M.Foster).	P17
<u>1-10-WAS 33</u>	(12:34) M.Ryan pass short right to J.Jones to WAS 22 for 11 yards (J.Norman).	P18
<u>1-10-WAS 22</u>	(11:55) I.Smith left guard to WAS 19 for 3 yards (J.Allen).	
2-7-WAS 19	(11:18) <i>PENALTY on ATL-B.Garland, False Start, 5 yards, enforced at WAS 19 - No Play.</i>	
2-12-WAS 24	(10:55) (Shotgun) <i>PENALTY on WAS-J.Allen, Neutral Zone Infraction, 5 yards, enforced at WAS 24 - No Play.</i>	
2-7-WAS 19	(10:42) T.Coleman left tackle to WAS 10 for 9 yards (H.Clinton-Dix; Q.Dunbar).	R19
<u>1-10-WAS 10</u>	(10:04) M.Ryan pass short right to T.Coleman for 10 yards, TOUCHDOWN.	P20
	G.Tavecchio extra point is GOOD, Center-J.Harris, Holder-M.Bosher.	

ATL 28 WAS 7, 8 plays, 75 yards, 1 penalty, 5:02 drive, 5:02 elapsed

M.Bosher kicks 59 yards from ATL 35 to WAS 6. G.Stroman to WAS 23 for 17 yards (J.Bethel, B.Carter).

Washington Redskins at 9:58, (1st play from scrimmage 9:53)

1-10-WAS 23	(9:53) (Shotgun) A.Smith pass incomplete deep right to V.Davis (D.Trufant).	
2-10-WAS 23	(9:49) (Shotgun) A.Smith pass short left to M.Harris ran ob at WAS 29 for 6 yards.	
3-4-WAS 29	(9:13) (Shotgun) A.Smith pass deep left to J.Doctson pushed ob at ATL 47 for 24 yards (I.Oliver).	P11
	<i>PENALTY on WAS-J.Doctson, Taunting, 15 yards, enforced at ATL 47.</i>	
<u>1-10-WAS 38</u>	(8:41) A.Peterson left end to WAS 38 for no gain (J.Richards).	
2-10-WAS 38	(7:59) (Shotgun) A.Smith pass short left to A.Peterson pushed ob at ATL 37 for 25 yards (JA.Crawford).	
	<i>PENALTY on WAS-B.Scherff, Offensive Holding, 10 yards, enforced at WAS 41.</i>	
2-17-WAS 31	(7:33) (Shotgun) A.Smith pass incomplete deep middle to P.Richardson. WAS-B.Scherff was injured during the play. He is Out. 75 - Shoulder injury	
	<i>PENALTY on WAS-M.Moses, Unsportsmanlike Conduct, 15 yards, enforced at WAS 31.</i>	
3-32-WAS 16	(7:09) (Shotgun) A.Smith pass short right to J.Reed pushed ob at WAS 26 for 10 yards (B.Poole).	
4-22-WAS 26	(7:02) T.Way punts 51 yards to ATL 23, Center-N.Sundberg, fair catch by J.Hardy.	

Atlanta Falcons at 6:55

1-10-ATL 23	(6:55) I.Smith right end to ATL 29 for 6 yards (J.Allen).
2-4-ATL 29	(6:11) M.Ryan pass incomplete short middle to J.Jones (J.Norman).
3-4-ATL 29	(6:08) (Shotgun) M.Ryan pass incomplete short middle to M.Sanu (F.Moreau).
4-4-ATL 29	(6:04) M.Bosher punts 48 yards to WAS 23, Center-J.Harris, fair catch by G.Stroman.

Washington Redskins at 5:57

1-10-WAS 23	(5:57) (Shotgun) A.Peterson left end pushed ob at WAS 27 for 4 yards (S.Neasman).	
2-6-WAS 27	(5:37) (No Huddle, Shotgun) A.Smith pass deep left to M.Harris to ATL 40 for 33 yards (S.Neasman).	P12
<u>1-10-ATL 40</u>	(4:57) (Shotgun) A.Smith pass short right to P.Richardson to ATL 35 for 5 yards (B.Poole; B.Carter).	
2-5-ATL 35	(4:30) (No Huddle, Shotgun) A.Smith pass short middle to M.Harris to ATL 20 for 15 yards (D.Kazee).	P13
<u>1-10-ATL 20</u>	(3:53) A.Smith pass incomplete short right to A.Peterson.	
	<i>PENALTY on WAS-G.Christian, Offensive Holding, 10 yards, enforced at ATL 20 - No Play.</i>	
1-20-ATL 30	(3:47) (Shotgun) A.Smith pass incomplete short middle to P.Richardson.	
2-20-ATL 30	(3:40) (Shotgun) A.Smith pass incomplete short left to J.Reed (S.Neasman).	
3-20-ATL 30	(3:35) (Shotgun) A.Smith pass short middle to V.Davis to ATL 13 for 17 yards (D.Kazee) [V.Beasley].	
4-3-ATL 13	(2:46) (Shotgun) A.Smith pass short middle to V.Davis to ATL 3 for 10 yards (D.Campbell).	P14
<u>1-3-ATL 3</u>	(2:20) K.Bibbs left end for 3 yards, TOUCHDOWN.	R15
	D.Hopkins extra point is GOOD, Center-N.Sundberg, Holder-T.Way.	

ATL 28 WAS 14, 9 plays, 77 yards, 3:42 drive, 12:45 elapsed

D.Hopkins kicks 65 yards from WAS 35 to end zone, Touchback.

Atlanta Falcons at 2:15

1-10-ATL 25	(2:15) M.Ryan pass short right to A.Hooper to ATL 23 for -2 yards (Z.Brown) [R.Kerrigan].
-------------	---

Atlanta Falcons vs Washington Redskins at FedExField

- 2-12-ATL 23(1:35) (Shotgun) M.Ryan pass incomplete short right to T.Coleman.
- 3-12-ATL 23(1:31) (Shotgun) M.Ryan pass short right to J.Jones to ATL 30 for 7 yards (H.Clinton-Dix; J.Norman).
- 4-5-ATL 30(:48) M.Bosher punts 55 yards to WAS 15, Center-J.Harris. G.Stroman to WAS 15 for no gain (J.Bethel).

Washington Redskins at 0:37

- 1-10-WAS 15(:37) (Shotgun) A.Smith pass short middle to V.Davis to WAS 35 for 20 yards (J.Richards).
- 1-10-WAS 35(:12) (No Huddle, Shotgun) A.Peterson right end to WAS 33 for -2 yards (D.Shelby).

P16

END OF QUARTER

	Score	Time Poss	First Downs				Efficiencies	
			R	P	X	T	3 Down	4 Down
Atlanta Falcons	28	7:38	2	3	0	5	0/2	0/0
Washington Redskins	14	7:22	1	5	0	6	1/3	1/1

Fourth Quarter

11/4/2018

Play By Play

Washington Redskins continued.

2-12-WAS 33	(15:00) (Shotgun) A.Smith pass short right to V.Davis to WAS 37 for 4 yards (K.Ishmael).	
3-8-WAS 37	(14:19) (Shotgun) A.Smith pass incomplete short right to V.Davis (B.Wreh-Wilson).	
	<i>PENALTY on ATL-T.McKinley, Defensive Offside, 5 yards, enforced at WAS 37 - No Play.</i>	
3-3-WAS 42	(14:14) (Shotgun) A.Smith sacked ob at WAS 38 for -4 yards (JA.Crawford).	
	<i>Penalty on WAS-G.Christian, Offensive Holding, declined.</i>	
	<i>Penalty on WAS-M.Moses, Offensive Holding, declined.</i>	
4-7-WAS 38	(13:57) T.Way punts 43 yards to ATL 19, Center-N.Sundberg, fair catch by J.Hardy.	

Atlanta Falcons at 13:52

1-10-ATL 19	(13:52) T.Coleman left end pushed ob at ATL 30 for 11 yards (Z.Brown).	R21
<u>1-10-ATL 30</u>	<i>(13:18) PENALTY on ATL-A.Mack, False Start, 5 yards, enforced at ATL 30 - No Play.</i>	
1-15-ATL 25	(13:06) M.Ryan pass short right to C.Ridley pushed ob at ATL 30 for 5 yards (D.Johnson).	
2-10-ATL 30	(12:32) (Shotgun) M.Ryan pass short middle to C.Ridley to ATL 44 for 14 yards (M.Nicholson).	P22
<u>1-10-ATL 44</u>	(11:53) T.Coleman up the middle pushed ob at WAS 31 for 25 yards (M.Nicholson).	
	<i>PENALTY on ATL-B.Garland, Offensive Holding, 10 yards, enforced at ATL 47.</i>	
1-17-ATL 37	(11:35) I.Smith left end to 50 for 13 yards (M.Nicholson).	
2-4-50	(10:53) I.Smith left end to WAS 49 for 1 yard (M.Foster).	
3-3-WAS 49	(10:10) (Shotgun) M.Ryan pass short right to I.Smith pushed ob at WAS 30 for 19 yards (F.Moreau).	
	<i>PENALTY on ATL-A.Hooper, Offensive Pass Interference, 10 yards, enforced at WAS 49 - No Play.</i>	
3-13-ATL 41	(9:40) (Shotgun) M.Ryan pass incomplete deep left to J.Jones (J.Norman).	
	<i>PENALTY on WAS-J.Norman, Defensive Pass Interference, 47 yards, enforced at ATL 41 - No Play.</i>	X23
<u>1-10-WAS 12</u>	(9:31) (Shotgun) M.Ryan pass short right to M.Sanu for 12 yards, TOUCHDOWN NULLIFIED by Penalty.	
	<i>PENALTY on ATL-M.Hall, Offensive Pass Interference, 10 yards, enforced at WAS 12 - No Play.</i>	
1-20-WAS 22	(9:25) T.Coleman up the middle to WAS 20 for 2 yards (D.Payne; M.Ioannidis).	
2-18-WAS 20	(8:41) (Shotgun) M.Ryan pass short middle to T.Coleman to WAS 11 for 9 yards (M.Foster, J.Norman).	
3-9-WAS 11	(7:56) (Shotgun) M.Ryan pass short right to T.Coleman to WAS 9 for 2 yards (J.Harvey-Clemons).	
4-7-WAS 9	(7:13) G.Tavecchio 27 yard field goal is GOOD, Center-J.Harris, Holder-M.Bosher.	

ATL 31 WAS 14, 10 plays, 72 yards, 1 penalty, 6:43 drive, 7:51 elapsed

M.Bosher kicks 65 yards from ATL 35 to end zone, Touchback.

Washington Redskins at 7:09

1-10-WAS 25	(7:09) (Shotgun) A.Smith pass deep right intended for V.Davis INTERCEPTED by D.Kazee (B.Wreh-Wilson) at ATL 44. D.Kazee ran ob at ATL 44 for no gain.	
-------------	---	--

Atlanta Falcons at 7:01

1-10-ATL 44	(7:01) M.Ryan pass incomplete deep right to J.Jones.	
2-10-ATL 44	(6:56) I.Smith left end to ATL 47 for 3 yards (R.Kerrigan).	
3-7-ATL 47	(6:12) (Shotgun) M.Ryan pass short middle to M.Sanu to WAS 43 for 10 yards (F.Moreau; J.Harvey-Clemons).	P24
<u>1-10-WAS 43</u>	(5:24) C.Ridley left end to WAS 37 for 6 yards (R.Anderson). End around	
2-4-WAS 37	(4:39) I.Smith left end to WAS 35 for 2 yards (J.Allen).	
3-2-WAS 35	(3:55) M.Ryan pass short left to J.Jones for 35 yards, TOUCHDOWN.	P25
	G.Tavecchio extra point is GOOD, Center-J.Harris, Holder-M.Bosher.	

ATL 38 WAS 14, 6 plays, 56 yards, 3:16 drive, 11:15 elapsed

M.Bosher kicks 62 yards from ATL 35 to WAS 3. G.Stroman to WAS 26 for 23 yards (E.Saubert; K.Tandy).

Washington Redskins at 3:45, (1st play from scrimmage 3:38)

1-10-WAS 26	(3:38) S.Perine up the middle to WAS 35 for 9 yards (D.Kazee).	
2-1-WAS 35	(3:10) A.Smith pass short left to M.Harris pushed ob at WAS 43 for 8 yards (I.Oliver).	P17
<u>1-10-WAS 43</u>	(3:06) (Shotgun) A.Smith pass short right to M.Harris to WAS 48 for 5 yards (D.Trufant).	
2-5-WAS 48	(2:41) (No Huddle, Shotgun) A.Smith pass incomplete deep middle to M.Harris.	
3-5-WAS 48	(2:36) (Shotgun) A.Smith pass short left to M.Harris to ATL 45 for 7 yards (B.Poole).	P18
<u>1-10-ATL 45</u>	(2:13) (No Huddle, Shotgun) A.Smith pass short left to S.Perine to ATL 37 for 8 yards (D.Campbell, I.Oliver).	

Two-Minute Warning

2-2-ATL 37	(2:00) (Shotgun) A.Smith sacked at ATL 43 for -6 yards (JA.Crawford).	
3-8-ATL 43	(1:30) (Shotgun) S.Perine right guard to ATL 32 for 11 yards (F.Oluokun).	R19

Atlanta Falcons vs Washington Redskins at FedExField

1-10-ATL 32 (1:04) (No Huddle, Shotgun) A.Smith pass short left to J.Reed to ATL 28 for 4 yards (F.Oluokun).
Timeout #1 by WAS at 00:57.

2-6-ATL 28 (:57) (Shotgun) A.Smith pass incomplete deep middle to J.Reed.

3-6-ATL 28 (:52) (Shotgun) A.Smith pass incomplete short right to S.Perine.
Penalty on WAS-C.Roullier, Ineligible Downfield Pass, declined.

4-6-ATL 28 (:46) A.Smith pass short left to M.Harris to ATL 20 for 8 yards (I.Oliver).

1-10-ATL 20 (:27) A.Smith pass incomplete deep left to J.Doctson (S.Neasman).

2-10-ATL 20 (:22) (Shotgun) A.Smith pass incomplete deep left to P.Richardson (I.Oliver).

3-10-ATL 20 (:17) (Shotgun) A.Smith pass short left to S.Perine to ATL 20 for no gain (D.Senat).

P20

END OF QUARTER			First Downs				Efficiencies	
	Score	Time Poss	R	P	X	T	3 Down	4 Down
Atlanta Falcons	38	9:59	1	3	1	5	2/3	0/0
Washington Redskins	14	5:01	1	3	0	4	2/5	1/1

Miscellaneous Statistics Report

Atlanta Falcons vs Washington Redskins

11/4/2018 at FedExField

Ten Longest Plays for Atlanta Falcons

Yards	Qtr	Play Start	Play Description
40	2	3-9-WAS 40	(:36) (Shotgun) M.Ryan pass short middle to C.Ridley for 40 yards, TOUCHDOWN.
39	1	1-10-WAS 39	(9:56) (Shotgun) M.Ryan pass short left to T.Coleman for 39 yards, TOUCHDOWN.
35	4	3-2-WAS 35	(3:55) M.Ryan pass short left to J.Jones for 35 yards, TOUCHDOWN.
26	2	2-13-ATL 36	(11:24) (Shotgun) M.Ryan pass deep middle to J.Jones to WAS 38 for 26 yards (H.Clinton-Dix).
23	1	3-6-ATL 38	(10:45) (Shotgun) M.Ryan pass short right to A.Hooper to WAS 39 for 23 yards (H.Clinton-Dix).
21	2	3-6-ATL 18	(12:44) (Shotgun) M.Ryan pass deep left to J.Jones to ATL 39 for 21 yards (H.Clinton-Dix) [J.Harvey-Clemons].
20	2	3-4-WAS 32	(9:59) (Shotgun) M.Ryan pass short middle to A.Hooper to WAS 12 for 20 yards (H.Clinton-Dix).
16	2	3-10-ATL 25	(2:00) (Shotgun) M.Ryan pass short middle to M.Sanu to ATL 41 for 16 yards (J.Harvey-Clemons).
16	3	2-1-ATL 34	(14:24) T.Coleman left guard to 50 for 16 yards (H.Clinton-Dix).
14	4	2-10-ATL 30	(12:32) (Shotgun) M.Ryan pass short middle to C.Ridley to ATL 44 for 14 yards (M.Nicholson).

Ten Longest Plays for Washington Redskins

Yards	Qtr	Play Start	Play Description
33	3	2-6-WAS 27	(5:37) (No Huddle, Shotgun) A.Smith pass deep left to M.Harris to ATL 40 for 33 yards (S.Neasman).
22	2	1-10-ATL 41	(5:23) A.Smith scrambles right end to ATL 19 for 22 yards (B.Poole).
20	3	1-10-WAS 15	(:37) (Shotgun) A.Smith pass short middle to V.Davis to WAS 35 for 20 yards (J.Richards).
18	2	2-11-ATL 20	(3:56) A.Smith pass short middle to M.Harris to ATL 2 for 18 yards (B.Poole).
17	3	3-20-ATL 30	(3:35) (Shotgun) A.Smith pass short middle to V.Davis to ATL 13 for 17 yards (D.Kazee) [V.Beasley].
15	2	1-10-WAS 35	(:17) (Shotgun) A.Smith pass short right to K.Bibbs to 50 for 15 yards (D.Riley; D.Campbell).
15	2	1-20-WAS 40	(:01) (Shotgun) A.Smith pass short middle to M.Harris to ATL 45 for 15 yards (D.Kazee).
15	3	2-5-ATL 35	(4:30) (No Huddle, Shotgun) A.Smith pass short middle to M.Harris to ATL 20 for 15 yards (D.Kazee).
13	2	1-10-WAS 22	(:23) (Shotgun) K.Bibbs right end pushed ob at WAS 35 for 13 yards (S.Neasman).
12	2	2-10-WAS 31	(7:31) (Shotgun) A.Smith pass short left to J.Reed pushed ob at WAS 43 for 12 yards (S.Neasman).

Touchdown Scoring Information

		Offense	Defense	Special Teams
VISITOR	Atlanta Falcons	5	0	0
HOME	Washington Redskins	2	0	0

Player Scoring Information

Club	Player	TD	Rush TD	Rec TD	KO TD	Punt TD	Int TD	Fum TD	Misc TD	FG	XP	2Pt Rush	2Pt Rec	Sfty	Points
ATL	T.Coleman	0	0	2	0	0	0	0	0	0	0	0	0	0	12
ATL	G.Tavecchio	0	0	0	0	0	0	0	0	1	5	0	0	0	8
ATL	I.Smith	0	1	0	0	0	0	0	0	0	0	0	0	0	6
ATL	J.Jones	0	0	1	0	0	0	0	0	0	0	0	0	0	6
ATL	C.Ridley	0	0	1	0	0	0	0	0	0	0	0	0	0	6
WAS	K.Bibbs	0	1	0	0	0	0	0	0	0	0	0	0	0	6
WAS	J.Doctson	0	0	1	0	0	0	0	0	0	0	0	0	0	6
WAS	D.Hopkins	0	0	0	0	0	0	0	0	0	2	0	0	0	2

Possession Detail

	First Half		Second Half		Game	
	Visitor	Home	Visitor	Home	Visitor	Home
Largest Lead	14	0	24	0	24	0
Drives Leading	3	0	5	0	8	0
Time of Possession Leading	12:15	0:00	17:37	0:00	29:52	0:00
Largest Deficit	0	-14	0	-24	0	-24
Drives Trailing	0	4	0	5	0	9
Time of Possession Trailing	0:00	12:31	0:00	12:23	0:00	24:54
Times Score Tied Up		0		0		0
Lead Changes		1		0		1

Playtime Percentage

Percent of playtime per player on offense, defense and special teams

Atlanta Falcons										Washington Redskins									
		Offense			Defense		Special Teams					Offense			Defense		Special Teams		
B Garland	G	68	100%			6	24%	T Nsekhe		T	69	100%			2	8%			
W Schweitzer	C	68	100%			6	24%	C Roullier		C	69	100%			2	8%			
R Schraeder	T	68	100%			6	24%	A Smith		QB	69	100%							
J Matthews	T	68	100%			6	24%	J Doctson		WR	68	99%							
M Ryan	QB	68	100%					T Bergstrom		G	66	96%			2	8%			
A Mack	C	68	100%					M Moses		T	61	88%			2	8%			
J Jones	WR	55	81%	1	1%			M Harris		WR	60	87%							
A Hooper	TE	54	79%			6	24%	P Richardson		WR	54	78%							
C Ridley	WR	47	69%					G Christian		T	40	58%							
M Sanu	WR	47	69%					B Scherff		G	37	54%			1	4%			
T Coleman	RB	39	57%			1	4%	J Reed		TE	37	54%							
L Paulsen	TE	30	44%			11	44%	V Davis		TE	32	46%							
I Smith	RB	28	41%					A Peterson		RB	32	46%							
M Hall	WR	14	21%			10	40%	K Bibbs		RB	21	30%			7	28%			
J Hardy	WR	14	21%			8	32%	S Perine		RB	15	22%			14	56%			
E Saubert	TE	6	9%			16	64%	M Floyd		WR	14	20%			9	36%			
R Ortiz	FB	6	9%			3	12%	J Sprinkle		TE	12	17%			16	64%			
I Oliver	CB			69	100%	1	4%	S Lauvao		G	3	4%							
D Kazee	SS			69	100%			D Swearinger		FS			68	100%					
D Trufant	CB			69	100%			J Norman		CB			68	100%					
B Poole	CB			60	87%	5	20%	M Foster		LB			68	100%					
F Oluokun	LB			51	74%	11	44%	D Payne		NT			56	82%	6	24%			
V Beasley	LB			50	72%	1	4%	P Smith		LB			56	82%					
S Neasman	SS			49	71%	14	56%	J Allen		DE			54	79%	7	28%			
D Campbell	LB			48	70%	1	4%	Z Brown		LB			53	78%					
T McKinley	DE			47	68%	1	4%	R Kerrigan		LB			52	76%	6	24%			
G Jarrett	DT			44	64%	3	12%	M Ioannidis		DE			49	72%	2	8%			
J Crawford	DT			42	61%	2	8%	H Clinton-Dix		FS			48	71%	3	12%			
T McClain	DT			26	38%	2	8%	F Moreau		CB			45	66%	2	8%			
D Senat	NT			26	38%			D Johnson		CB			36	53%	17	68%			
D Riley	LB			22	32%	10	40%	Q Dunbar		CB			26	38%					
B Reed	DE			21	30%	2	8%	M Nicholson		SS			22	32%	9	36%			
J Richards	SS			19	28%	5	20%	P McPhee		LB			16	24%					
D Shelby	DE			19	28%	2	8%	J Harvey-Clemons		LB			14	21%	17	68%			
B Wreh-Wilson	CB			13	19%	13	52%	R Anderson		LB			12	18%	14	56%			
B Carter	LB			10	14%	16	64%	D Everett		SS			4	6%	23	92%			
K Ishmael	FS			3	4%	17	68%	G Stroman		CB			1	1%	18	72%			
K Tandy	FS					18	72%	Z Vigil		LB					23	92%			
R Gage	WR					16	64%	J Chesson		WR					23	92%			
J Bethel	CB					15	60%	S Hamilton		LB					17	68%			
M Bosher	P					15	60%	T Settle		NT					8	32%			
J Harris	LS					8	32%	T Way		P					7	28%			
G Tavecchio	K					6	24%	N Sundberg		LS					7	28%			
T Sambrailo	T					6	24%	C Brantley		DE					6	24%			
Z Beadles	G					6	24%												

Atlanta Falcons vs Washington Redskins
Sunday, November 04, 2018 at FedExField

REDSKINS			REDSKINS OFFENSE							REDSKINS DEFENSE							FALCONS		
No	Name	Pos	WR	18	J.Doctson	13	M.Harris	16	J.Chesson	DE	93	J.Allen	99	C.Brantley	No	Name	Pos		
3	Hopkins, Dustin	K	LT	71	T.Williams	74	<u>G.Christian</u>			NT	95	<u>D.Payne</u>	97	<u>T.Settle</u>	2	Ryan, Matt	QB		
5	Way, Tress	P	LG	77	S.Lauvao	55	<u>C.Dunn</u>			DE	98	M.Ioannidis	99	C.Brantley	3	Bryant, Matt	K		
10	Richardson, Paul	WR								SLB	94	P.Smith	52	R.Anderson	4	Tavecchio, Giorgio	K		
11	Smith, Alex	QB	C	73	C.Roullier	66	T.Bergstrom								5	Bosher, Matt	P		
12	McCoy, Colt	QB	RG	75	B.Scherff	55	<u>C.Dunn</u>			MLB	53	Z.Brown	40	J.Harvey-Clemons	8	Schaub, Matt	QB		
13	Harris, Maurice	WR													11	Jones, Julio	WR		
16	Chesson, Jehu	WR	RT	76	M.Moses	79	T.Nsekhe			MLB	54	M.Foster	56	Z.Vigil	12	Sanu, Mohamed	WR		
17	Floyd, Michael	WR												51	<u>S.Hamilton</u>	14	Hardy, Justin	WR	
18	Doctson, Josh	WR	TE	86	J.Reed	85	V.Davis	87	J.Sprinkle	WLB	91	R.Kerrigan	96	P.McPhee	17	Hall, Marvin	WR		
20	Clinton-Dix, Ha Ha	DB	WR	80	J.Crowder	13	M.Harris			CB	23	Q.Dunbar	31	F.Moreau	41	<u>D.Johnson</u>	18	Ridley, Calvin	WR
22	Everett, Deshazor	S								CB	24	J.Norman	37	<u>G.Stroman</u>	39	<u>A.Alexander</u>	20	Oliver, Isaiah	CB
23	Dunbar, Quinton	CB	WR	10	P.Richardson	83	B.Quick	17	M.Floyd						21	Trufant, Desmond	CB		
24	Norman, Josh	CB	QB	11	A.Smith	12	C.McCoy			SS	35	M.Nicholson	20	H.Clinton-Dix	23	Alford, Robert	CB		
25	Thompson, Chris	RB								FS	36	D.Swearinger	22	D.Everett	25	Smith, Ito	RB		
26	Peterson, Adrian	RB	RB	26	A.Peterson	25	C.Thompson	46	K.Bibbs						26	Coleman, Tevin	RB		
31	Moreau, Fabian	CB						32	S.Perine						27	Kazee, Damontae	S		
32	Perine, Samaje	RB													28	Bethel, Justin	CB		
35	Nicholson, Montae	S													29	Richards, Jordan	S		
36	Swearinger, D.J.	S													30	Ortiz, Ricky	FB		
37	Stroman, Greg	CB													32	Hill, Brian	RB		
39	Alexander, Adonis	CB													33	Wreh-Wilson, Blidi	CB		
40	Harvey-Clemons, Josh	LB													34	Poole, Brian	CB		
41	Johnson, Danny	CB	DE	44	V.Beasley	90	D.Shelby	56	S.Means	WR	11	J.Jones	14	J.Hardy	17	M.Hall	35	Tandy, Keith	DB
46	Bibbs, Kapri	RB	DT	99	T.McClain	94	<u>D.Senat</u>			LT	70	J.Matthews	74	T.Sambrailo	36	Ishmael, Kemal	S		
48	Ladler, Kenny	S								LG	71	W.Schweitzer	72	R.Odhambo	41	Neasman, Sharrod	DB		
51	Hamilton, Shaun Dion	LB	DT	97	G.Jarrett	95	J.A.Crawford			C	51	A.Mack	71	W.Schweitzer	42	Riley, Duke	LB		
52	Anderson, Ryan	LB	DE	98	T.McKinley	50	B.Reed			RG	63	B.Garland	68	A.Pasztor	44	Beasley, Vic	OLB		
53	Brown, Zach	LB								RT	73	R.Schraeder	69	Z.Beadles	47	Harris, Josh	LS		
54	Foster, Mason	LB	LB	42	D.Riley	36	K.Ishmael			TE	81	A.Hooper	82	L.Paulsen	50	Reed, Brooks	DE		
55	Dunn, Casey	C								WR	12	M.Sanu	18	<u>C.Ridley</u>	51	Mack, Alex	C		
56	Vigil, Zach	LB	LB	54	<u>F.Oluokun</u>	55	B.Carter			QB	2	M.Ryan	8	M.Schaub	54	Oluokun, Foyesade	LB		
57	Sundberg, Nick	LS	LB	59	D.Campbell					FB	30	R.Ortiz			55	Carter, Bruce	LB		
66	Bergstrom, Tony	OL													56	Means, Steven	DE		
71	Williams, Trent	T	CB	21	D.Trufant	34	B.Poole	28	J.Bethel						59	Campbell, De'Vondre	LB		
73	Roullier, Chase	C	CB	23	R.Alford	20	<u>I.Oliver</u>	33	B.Wreh-Wilson						63	Garland, Ben	G		
74	Christian, Geron	T								QB					68	Pasztor, Austin	G		
75	Scherff, Brandon	G	S	27	D.Kazee	35	K.Tandy			RB	26	T.Coleman	25	<u>I.Smith</u>	32	B.Hill	T		
76	Moses, Morgan	T	S	29	J.Richards	41	S.Neasman			FB	30	R.Ortiz			69	Beadles, Zane	T		
77	Lauvao, Shawn	G													70	Matthews, Jake	T		
79	Nsekhe, Ty	T													71	Schweitzer, Wes	G		
80	Crowder, Jamison	WR													72	Odhambo, Rees	G		
83	Quick, Brian	WR													73	Schraeder, Ryan	T		
85	Davis, Vernon	TE													74	Sambrailo, Ty	T		
86	Reed, Jordan	TE													77	Gono, Matt	T		
87	Sprinkle, Jeremy	TE	P	5	T.Way					K	3	M.Bryant	4	G.Tavecchio	81	Hooper, Austin	TE		
91	Kerrigan, Ryan	LB	K	3	D.Hopkins					H	5	M.Bosher			82	Paulsen, Logan	TE		
93	Allen, Jonathan	DL	H	5	T.Way					P	5	M.Bosher			83	Gage, Russell	WR		
94	Smith, Preston	LB								LS	47	J.Harris			85	Saubert, Eric	TE		
95	Payne, Da'Ron	DL	LS	57	N.Sundberg					PR	14	J.Hardy	17	M.Hall	90	Shelby, Derrick	DE		
96	McPhee, Pernell	LB								KR	14	J.Hardy	18	<u>C.Ridley</u>	94	Senat, Deadrin	NT		
97	Settle, Tim	DL	KR	37	<u>G.Stroman</u>	41	<u>D.Johnson</u>								95	Crawford, Jack	DL		
98	Ioannidis, Matt	DL	PR	37	<u>G.Stroman</u>	80	J.Crowder			KR					97	Jarrett, Grady	DT		
99	Brantley, Caleb	DT								KO	5	M.Bosher			98	McKinley, Takkarist	DE		
															99	McClain, Terrell	DT		

TODAY'S OFFICIALS: Referee-Anderson, Walt (66); Umpire-Paganelli, Carl (124); Down Judge-Stephan, Tom (68); Line Judge-Boston, Byron (18); Field Judge-Brown, Terry (43); Side Judge-Patterson, Rick (15); Back Judge-Dyer, Lee (27); Replay Assistant-Smith, Billy (0)

Atlanta Falcons vs Washington Redskins

Sunday, November 04, 2018 at FedExField

Washington Redskins

No	Name	Pos	No	Name	Pos	Ht	Wt	Age	Ex	School
39	Alexander, Adonis	CB	3	Dustin Hopkins	K	6'02	203	28	4	Florida State
93	Allen, Jonathan	DL	5	Tress Way	P	6'01	216	28	5	Oklahoma
52	Anderson, Ryan	LB	10	Paul Richardson	WR	6'00	183	26	4	Colorado
66	Bergstrom, Tony	OL	11	Alex Smith	QB	6'04	217	34	13	Utah
46	Bibbs, Kapri	RB	12	Colt McCoy	QB	6'01	215	32	9	Texas
99	Brantley, Caleb	DT	13	Maurice Harris	WR	6'03	200	26	3	California
53	Brown, Zach	LB	16	Jehu Chesson	WR	6'03	203	25	2	Michigan
16	Chesson, Jehu	WR	17	Michael Floyd	WR	6'02	220	29	7	Notre Dame
74	Christian, Geron	T	18	Josh Doctson	WR	6'02	206	26	2	Texas Christian
20	Clinton-Dix, Ha Ha	DB	20	Ha Ha Clinton-Dix	DB	6'01	208	26	5	Alabama
80	Crowder, Jamison	WR	22	Deshazor Everett	S	6'00	195	26	4	Texas A&M
85	Davis, Vernon	TE	23	Quinton Dunbar	CB	6'02	197	26	4	Florida
18	Doctson, Josh	WR	24	Josh Norman	CB	6'00	200	31	7	Coastal Carolina
23	Dunbar, Quinton	CB	25	Chris Thompson	RB	5'08	191	28	5	Florida State
55	Dunn, Casey	C	26	Adrian Peterson	RB	6'01	220	33	11	Oklahoma
22	Everett, Deshazor	S	31	Fabian Moreau	CB	6'00	198	24	2	UCLA
17	Floyd, Michael	WR	32	Samaje Perine	RB	5'11	236	23	2	Oklahoma
54	Foster, Mason	LB	35	Montae Nicholson	S	6'02	216	23	2	Michigan State
51	Hamilton, Shaun Dion	LB	36	D.J. Swearinger	S	5'10	205	27	6	South Carolina
13	Harris, Maurice	WR	37	Greg Stroman	CB	6'00	181	22	R	Virginia Tech
40	Harvey-Clemons, Josh	LB	39	Adonis Alexander	CB	6'03	200	22	R	Virginia Tech
3	Hopkins, Dustin	K	40	Josh Harvey-Clemons	LB	6'04	226	24	2	Louisville
98	Ioannidis, Matt	DL	41	Danny Johnson	CB	5'10	194	23	R	Southern U.
41	Johnson, Danny	CB	46	Kapri Bibbs	RB	5'11	203	25	3	Colorado State
91	Kerrigan, Ryan	LB	48	Kenny Ladler	S	6'01	205	26	1	Vanderbilt
48	Ladler, Kenny	S	51	Shaun Dion Hamilton	LB	6'00	235	23	R	Alabama
77	Lauvao, Shawn	G	52	Ryan Anderson	LB	6'02	253	24	2	Alabama
12	McCoy, Colt	QB	53	Zach Brown	LB	6'01	251	29	6	North Carolina
96	McPhee, Pernell	LB	54	Mason Foster	LB	6'01	250	29	8	Washington
31	Moreau, Fabian	CB	55	Casey Dunn	C	6'04	292	24	R	Auburn
76	Moses, Morgan	T	56	Zach Vigil	LB	6'02	238	27	4	Utah State
35	Nicholson, Montae	S	57	Nick Sundberg	LS	6'00	256	31	9	California
24	Norman, Josh	CB	66	Tony Bergstrom	OL	6'05	315	32	5	Utah
79	Nsekhe, Ty	T	71	Trent Williams	T	6'05	320	30	9	Oklahoma
95	Payne, Da'Ron	DL	73	Chase Roullier	C	6'04	317	25	2	Wyoming
32	Perine, Samaje	RB	74	Geron Christian	T	6'06	315	22	R	Louisville
26	Peterson, Adrian	RB	75	Brandon Scherff	G	6'05	319	27	4	Iowa
83	Quick, Brian	WR	76	Morgan Moses	T	6'06	335	27	5	Virginia
86	Reed, Jordan	TE	77	Shawn Lauvao	G	6'03	308	31	9	Arizona State
10	Richardson, Paul	WR	79	Ty Nsekhe	T	6'08	338	33	4	Texas State
73	Roullier, Chase	C	80	Jamison Crowder	WR	5'09	177	25	4	Duke
75	Scherff, Brandon	G	83	Brian Quick	WR	6'03	218	29	7	Appalachian State
97	Settle, Tim	DL	85	Vernon Davis	TE	6'03	244	34	13	Maryland
11	Smith, Alex	QB	86	Jordan Reed	TE	6'02	246	28	6	Florida
94	Smith, Preston	LB	87	Jeremy Sprinkle	TE	6'05	252	24	2	Arkansas
87	Sprinkle, Jeremy	TE	91	Ryan Kerrigan	LB	6'04	259	30	8	Purdue
37	Stroman, Greg	CB	93	Jonathan Allen	DL	6'03	288	23	2	Alabama
57	Sundberg, Nick	LS	94	Preston Smith	LB	6'05	265	26	4	Mississippi State
36	Swearinger, D.J.	S	95	Da'Ron Payne	DL	6'02	308	21	R	Alabama
25	Thompson, Chris	RB	96	Pernell McPhee	LB	6'03	269	30	8	Mississippi State
5	Vigil, Zach	LB	97	Tim Settle	DL	6'03	335	21	R	Virginia Tech
5	Way, Tress	P	98	Matt Ioannidis	DL	6'03	305	24	3	Temple
71	Williams, Trent	T	99	Caleb Brantley	DT	6'02	307	24	2	Florida

Head Coach: Jay Gruden

Assistant Coaches: Malcolm Blacken (Director of Player Development), Bill Callahan (Assistant Head Coach/Offensive Line), Matt Cavanaugh (Offensive Coordinator), Chad Englehart (Head Strength and Conditioning), Torrian Gray (Defensive Backs), Chad Grimm (Outside Linebackers), Ike Hilliard (Wide Receivers), Randy Jordan (Running Backs), Paul Kelly (Director of Football Operations), Ben Kotwica (Special Teams Coordinator), Kavan Latham (Assistant Strength and Conditioning), Greg Manusk (Defensive Coordinator), Cannon Matthews (Defensive Quality Control), Bret Munsey (Assistant Special Teams), Kevin O'Connell (Quarterbacks Coach/Passing Game Coordinator), Chris O'Hara (Offensive Quality Control), Kirk Olivadotti (Inside Linebackers), Wes Phillips (Tight Ends), Phil Rauscher (Assistant Offensive Line), James Rowe (Assistant Defensive Backs), Jake Sankal (Assistant Strength and Conditioning/Nutritionist), Jim Tomsula (Defensive Line)

Atlanta Falcons

No	Name	Pos	Ht	Wt	Age	Ex	School	No	Name	Pos
2	Matt Ryan	QB	6'04	217	33	11	Boston College	23	Alford, Robert	CB
3	Matt Bryant	K	5'09	203	43	17	Baylor	69	Beadles, Zane	T
4	Giorgio Tavecchio	K	5'10	182	28	2	California	44	Beasley, Vic	OLB
5	Matt Bosher	P	6'00	208	31	8	Miami	28	Bethel, Justin	CB
8	Matt Schaub	QB	6'06	245	37	15	Virginia	5	Bosher, Matt	P
11	Julio Jones	WR	6'03	220	29	8	Alabama	3	Bryant, Matt	K
12	Mohamed Sanu	WR	6'02	210	29	7	Rutgers	59	Campbell, DeVondre	LB
14	Justin Hardy	WR	5'10	192	27	4	East Carolina	55	Carter, Bruce	LB
17	Marvin Hall	WR	5'10	190	25	2	Washington	26	Coleman, Tevin	RB
18	Calvin Ridley	WR	6'01	190	24	R	Alabama	95	Crawford, Jack	DL
20	Isaiah Oliver	CB	6'01	195	22	R	Colorado	83	Gage, Russell	WR
21	Desmond Trufant	CB	6'00	190	28	6	Washington	63	Garland, Ben	G
23	Robert Alford	CB	5'10	186	30	6	Southeastern Louisiana	77	Gono, Matt	T
25	Ito Smith	RB	5'09	195	23	R	Southern Mississippi	17	Hall, Marvin	WR
26	Tevin Coleman	RB	6'01	210	25	4	Indiana	14	Hardy, Justin	WR
27	Damontae Kazee	S	5'11	174	25	2	San Diego State	47	Harris, Josh	LS
28	Justin Bethel	CB	6'00	200	28	7	Presbyterian	32	Hill, Brian	RB
29	Jordan Richards	S	5'11	210	25	4	Stanford	81	Hooper, Austin	TE
30	Ricky Ortiz	FB	6'00	230	24	1	Oregon State	36	Ishmael, Kemal	S
32	Brian Hill	RB	6'01	219	23	2	Wyoming	97	Jarrett, Grady	DT
33	Bledi Wreh-Wilson	CB	6'01	190	29	5	Connecticut	11	Jones, Julio	WR
34	Brian Poole	CB	5'10	211	26	3	Florida	27	Kazee, Damontae	S
35	Keith Tandy	DB	5'10	205	29	7	West Virginia	51	Mack, Alex	C
36	Kemal Ishmael	S	6'00	206	27	6	Central Florida	70	Matthews, Jake	T
41	Sharrod Neasman	DB	6'00	198	27	3	Florida Atlantic	99	McClain, Terrell	DT
42	Duke Riley	LB	6'01	230	24	2	Louisiana State	98	McKinley, Takkarist	DE
44	Vic Beasley	OLB	6'03	246	26	4	Clemson	56	Means, Steven	DE
47	Josh Harris	LS	6'01	224	29	7	Auburn	41	Neasman, Sharrod	DB
50	Brooks Reed	DE	6'03	254	31	8	Arizona	72	Odihambo, Rees	G
51	Alex Mack	C	6'04	311	33	10	California	20	Oliver, Isaiah	CB
54	Foyesade Oluokun	LB	6'02	215	23	R	Yale	54	Oluokun, Foyesade	LB
55	Bruce Carter	LB	6'02	240	30	8	North Carolina	30	Ortiz, Ricky	FB
56	Steven Means	DE	6'03	263	28	4	Buffalo	68	Pasztor, Austin	G
59	DeVondre Campbell	LB	6'04	232	25	3	Minnesota	82	Paulsen, Logan	TE
63	Ben Garland	G	6'05	308	30	4	Air Force	34	Poole, Brian	CB
68	Austin Pasztor	G	6'07	305	28	7	Virginia	50	Reed, Brooks	DE
69	Zane Beadles	T	6'04	305	32	9	Utah	29	Richards, Jordan	S
70	Jake Matthews	T	6'05	305	26	5	Texas A&M	18	Ridley, Calvin	WR
71	Wes Schweitzer	G	6'05	314	25	2	San Jose State	42	Riley, Duke	LB
72	Rees Odhiambo	G	6'04	315	26	3	Boise State	2	Ryan, Matt	QB
73	Ryan Schraeder	T	6'07	300	30	6	Valdosta State	74	Sambrailo, Ty	T
74	Ty Sambrailo	T	6'05	315	26	4	Colorado State	12	Sanu, Mohamed	WR
77	Matt Gono	T	6'04	305	22	R	Wesley	85	Saubert, Eric	TE
81	Austin Hooper	TE	6'04	248	24	3	Stanford	8	Schaub, Matt	QB
82	Logan Paulsen	TE	6'05	268	31	8	UCLA	73	Schraeder, Ryan	T
83	Russell Gage	WR	6'00	184	22	R	Louisiana State	71	Schweitzer, Wes	G
85	Eric Saubert	TE	6'05	253	24	2	Drake	94	Senat, Deadrin	NT
90	Derrick Shelby	DE	6'02	280	29	7	Utah	90	Shelby, Derrick	DE
94	Deadrin Senat	NT	6'01	305	24	R	South Florida	25	Smith, Ito	RB
95	Jack Crawford	DL	6'05	288	30	7	Penn State	35	Tandy, Keith	DB
97	Grady Jarrett	DT	6'00	305	25	4	Clemson	4	Tavecchio, Giorgio	K
98	Takkarist McKinley	DE	6'02	250	23	2	UCLA	21	Trufant, Desmond	CB
99	Terrell McClain	DT	6'02	302	30	7	South Florida	33	Wreh-Wilson, Bledi	CB

Head Coach: Dan Quinn

Assistant Coaches: Jesse Ackerman (Head Strength and Conditioning), Keith Armstrong (Special Teams Coordinator), Jonas Beauchemin (Assistant Strength and Conditioning), Dave Brock (Wide Receivers), Mayur Chaudhari (Special Teams Assistant), Aden Durde (Defensive Quality Control), Kyle Flood (Assistant Offensive Line), Wade Harman (Tight Ends), Jerome Henderson (Defensive Passing Game Coordinator), Brandon Ireland (Assistant Strength and Conditioning), Charlie Jackson (Defensive Assistant/Defensive Backs), Travis Jones (Assistant Defensive Line), Greg Knapp (Quarterbacks), Doug Mallory (Defensive Backs), Marquand Manuel (Defensive Coordinator), Chris Morgan (Offensive Line/Run Game Coordinator), Raheem Morris (Assistant Head Coach/Passing Game Coordinator), Justin Outten (Offensive Assistant), Bernie Parmalee (Running Backs), Steve Sarkisian (Offensive Coordinator), Jeff Ulbrich (Linebackers), Chad Walker (Offensive Assistant), Bryant Young (Defensive Line)