



SEASON IN REVIEW

2018 SEASON

2018 SEASON IN REVIEW

WASHINGTON REDSKINS

21300 Redskin Park Drive | Ashburn, VA 20147 | 703.726.7000
@Redskins | www.Redskins.com | media.Redskins.com

2018 WASHINGTON REDSKINS SEASON IN REVIEW

REDSKINS FINISH 2018 SEASON WITH 7-9 RECORD

The Washington Redskins finished the 2018 season with a 7-9 record and a third-place finish in the NFC East. As a result of the team's 2018 campaign, the Redskins will enter the 2019 NFL Draft in April with the No. 15 overall selection.

The Redskins reached at least seven wins for a fourth consecutive season despite being besieged by injuries for most of the campaign. A total of 77 different players saw game action for the Redskins in 2018, the second-most used by the team in a single season since the 1970 AFL-NFL merger, trailing only the 108 used to complete the 1987 strike season and five more than the 72 players who saw game action last season.

The offense was paced by RB Adrian Peterson who finished the season with 1,042 rushing yards on 251 carries and seven rushing touchdowns along with 20 receptions for 208 yards and one touchdown reception. It was Peterson's eighth 1,000-yard season and the first since his 2015 campaign with the Minnesota Vikings. Peterson finished the season ranked No. 8 in the league in rushing yards. T Trent Williams was named to his seventh consecutive Pro Bowl and joined Ken Houston as the only Redskins to accomplish the feat.

On defense, linebacker Ryan Kerrigan was once again a reliable force for Washington, earning his fourth career Pro Bowl selection after posting 13.0 sacks for the second consecutive season. Kerrigan started every contest, finishing the year as one of only six NFL players to have started every game since he entered the league in 2011.

The Redskins now await their 2019 schedule, which will feature the opponents listed below.

REDSKINS 2018 SCHEDULE/RESULTS

PRESEASON

DATE	OPPONENT	TV	TIME/RESULT
Aug. 9 [Thu.]	at New England Patriots	NBC4/NBCSN	26-17 L
Aug. 16 [Thu.]	vs. NEW YORK JETS #	ESPN/ABC7	15-13 W
Aug. 24 [Fri.]	vs. DENVER BRONCOS	NBC4/NBCSN	29-17 L
Aug. 30 [Thu.]	at Baltimore Ravens	NBC4/NBCSN	30-20 L

REGULAR SEASON

DATE	OPPONENT	TV	TIME/RESULT
Sept. 9	at Arizona Cardinals	FOX	24-6 W
Sept. 16	vs. INDIANAPOLIS COLTS	CBS	21-9 L
Sept. 23	vs. GREEN BAY PACKERS	FOX	31-17 W
Sept. 30	BYE		
Oct. 8 [Mon.]	at New Orleans Saints #	ESPN	43-19 L
Oct. 14	vs. CAROLINA PANTHERS	FOX	23-17 W
Oct. 21	vs. DALLAS COWBOYS	CBS	20-17 W
Oct. 28	at New York Giants	FOX	20-13 W
Nov. 4	vs. ATLANTA FALCONS	FOX	38-14 L
Nov. 11	at Tampa Bay Buccaneers	FOX	16-3 W
Nov. 18	vs. HOUSTON TEXANS	CBS	23-21 L
Nov. 22 [Thu.]	at Dallas Cowboys #	FOX	31-23 L
Dec. 3 [Mon.]	at Philadelphia Eagles #	ESPN	28-13 L
Dec. 9	vs. NEW YORK GIANTS	FOX	40-16 L
Dec. 16	at Jacksonville Jaguars	FOX	16-13 W
Dec. 22 [Sat.]	at Tennessee Titans#	NFLN	25-16 L
Dec. 30	vs. PHILADELPHIA EAGLES	FOX	24-0 L

Home games **bolded** Alumni HC Weekend # Nationally televised

2019 OPPONENTS

HOME OPPONENTS	2018 Record	2018 Road Record	Redskins Rec. v. Opp	Last Meeting [All]	Last Meeting [Home]	Redskins Home Rec. v. Opp.
Dallas Cowboys	10-6	3-5	45-71-2	11/22/18 [31-23, DAL]	10/21/18 [20-17, WAS]	29-32
New York Giants	5-11	3-5	69-101-4	12/09/18 [40-16, NYG]	12/09/18 [40-16, NYG]	39-46-2
Philadelphia Eagles	9-7	4-4	86-77-5	12/30/18 [24-0, PHI]	12/30/18 [24-0, PHI]	44-37-3
Chicago Bears	12-4	5-3	26-23-1	12/24/16 [41-21, WAS]	10/20/13 [45-41, WAS]	14-12-1
Detroit Lions	6-10	3-5	30-14	10/23/16 [20-17, DET]	09/22/13 [27-20, DET]	21-3
San Francisco 49ers	4-12	0-8	11-20-1	10/15/17 [26-24, SF]	10/15/17 [26-24, SF]	8-8
New England Patriots	11-5	3-5	6-4	11/08/15 [27-10, NE]	12/11/11 [34-27, NE]	2-1
New York Jets	4-12	2-6	8-3	10/18/15 [24-20, NYJ]	12/04/11 [34-19, NYJ]	4-2
Home Opponents	61-67 [.477]	28-36 [.359]				
ROAD OPPONENTS	2018 Record	2018 Home Record	Redskins Rec. v. Opp	Last Meeting [All]	Last Meeting [Away]	Redskins Away Rec. v. Opp.
Dallas Cowboys	10-6	7-1	45-71-2	11/22/18 [31-23, DAL]	11/22/18 [31-23, DAL]	16-39-2
New York Giants	5-11	2-6	69-101-4	12/09/18 [40-16, NYG]	10/28/18 [20-13, NYG]	30-55-2
Philadelphia Eagles	9-7	5-3	86-77-5 ¹	12/30/18 [24-0, PHI]	12/03/18 [28-13, PHI]	42-40-2
Carolina Panthers	7-9	5-3	8-6	10/14/18 [23-17, WAS]	11/22/15 [44-16, CAR]	2-4
Green Bay Packers	6-9-1	5-2-1	16-20-1	09/23/18 [31-17, WAS]	09/15/13 [38-20, GB]	5-11-1
Minnesota Vikings	8-7-1	5-3	13-13	11/12/17 [38-30, MIN]	11/02/14 [29-26, MIN]	6-6
Buffalo Bills	6-10	4-4	6-8	12/20/15 [35-25, WAS]	10/30/11 [23-0, BUF]	2-5
Miami Dolphins	7-9	6-2	5-9	09/13/15 [17-10, MIA]	11/13/11 [19-16, MIA]	0-5
Road Opponents	58-68-2 [.461]	39-24-1 [.617]				
OPP. OVERALL	119-135-2 [.469]					

NOTES: 2018 playoff teams **bolded**; All records and last meetings include postseason games.

¹ Does not include the 1943 season in which the Eagles and Steelers combined to form the team informally known as the Phil-Pitt "Steagles"

² Does not include the 1944 season in which the Cardinals and Steelers combined to form the team informally known as "Card-Pitt"

REDSKINS SEASON IN REVIEW

TEAM

» The Redskins captured their 600th regular season victory, making them the fifth franchise in NFL history to accomplish the feat, joining the Chicago Bears, Green Bay Packers, New York Giants and Pittsburgh Steelers.

» The Redskins pushed their all-time record, including postseason play, to 623-609-28. The Redskins' 623 wins are the fifth-most in NFL history.

» The Redskins won at least seven games for a fourth straight season for the first time since a four-year streak from 1999-2002. It is tied for the third-longest streak of seven-win seasons in team history, trailing streaks of 12 years (1981-92) and nine years (1971-79).

» With seven victories, Head Coach **Jay Gruden** pushed his career win total to 35, fifth-most in team history.

» Seventy-seven different players appeared in game action for the Redskins.

» The 77 players used by the Redskins in 2018 were the second-most by the team in a single season since the 1970 AFL-NFL merger, trailing only the 108 used to complete the 1987 strike season. The team used 72 players last season, which at the time was the second-most in team history.

» The Redskins finished with a 2-2 record against the NFC South this season. The team also finished 2-2 against the NFC South the last time the NFC South and NFC East were matched up in 2015 when the team secured victories over Tampa Bay and New Orleans and lost contests to Atlanta and Carolina.

» With the conclusion of the team's 2018 schedule, the Redskins' 2019 opponents are now confirmed. The Redskins will host the Dallas Cowboys, New York Giants, Philadelphia Eagles, Chicago Bears, Detroit Lions, New England Patriots, New York Jets and San Francisco 49ers and will face the Dallas Cowboys, New York Giants, Philadelphia Eagles, Buffalo Bills, Carolina Panthers, Green Bay Packers, Miami Dolphins and the Minnesota Vikings on the road.

» The Washington Redskins defeated the Arizona Cardinals, 24-6, in front of an announced crowd of 61,613 people at State Farm Stadium on Sunday in Week 1

» The win snapped a five-game losing streak in season openers giving the Washington Redskins their first win to open the season in the Jay Gruden Era. The last time the Redskins opened the regular season with a victory was September 9, 2012. Washington defeated the New Orleans Saints on the road, 40-32.

» The Redskins are now 76-46-2 against the Cardinals all-time with all games played during the regular season.

» The Redskins move their all-time record in season openers to 41-42-4 including a 25-24 mark since the 1970 AFL-NFL merger.

» The Redskins now hold a 28-26-2 record in their all-time regular season series against Arizona on the road.

» The Redskins recorded their first Week 1 victory over the Cardinals since defeating Arizona in Week 1 at FedExField on Sept. 8, 2002.

» The Redskins have now defeated the Cardinals in consecutive meetings for the first time since recording wins over Arizona during the 2008 and 2011 regular seasons

» Including a victory in their road openers the last two

seasons, the Redskins have now earned victories in their first road game of three consecutive seasons for the first time since 1978-80.

» Washington Redskin rookies DL Daron Payne, WR Trey Quinn, S Troy Apke, CB Greg Stroman, CB Danny Johnson, LB Shaun Dion Hamilton, WR Cam Sims and DL Tim Settle appeared in their first NFL regular season game.

» The Washington Redskins lost to the Indianapolis Colts, 21-9, at FedExField on Sunday in Week 2.

» The Washington Redskins defeated the Green Bay Packers, 31-17, at FedExField on Sunday in Week 3.

» The Redskins narrowed their deficit in the all-time regular season series record against the Packers to 15-18-1. The Redskins hold a 3-1 regular season record against the Packers at FedExField.

» The Redskins improved their home record at FedExField to 85-84-1 all-time in regular season play.

» The Redskins moved their regular season record to 2-1. It was the first time the team has opened back-to-back regular seasons with a 2-1 record since starting 2-1 to open the 2007 and 2008 campaigns.



» The Redskins earned back-to-back regular season wins against the Packers for the first time since defeating Green Bay during the 1986 and 1988 seasons. The win moved the Redskins to a 5-3 record against NFC North opponents under Jay Gruden.

» The Washington Redskins lost to the New Orleans Saints, 43-19, on Monday in front of an announced crowd of 73,028 people at Mercedes-Benz Superdome in Week 5 on Monday Night Football.

» The Washington Redskins defeated the Carolina Panthers, 23-17, at FedExField on Sunday in Week 6.

» The Redskins moved their season record to 3-2 and posted a 3-2 record for a third consecutive season.

» With the win, the Redskins snapped a six-game losing streak to Carolina and improved Washington's all-time regular season record against Carolina to 8-6. The last time the Redskins defeated the Panthers was on Nov. 28, 2006 (17-13) at FedExField.

» The Redskins hold a 5-2 regular season record against the Panthers at FedExField.

» The Redskins improved their record at home to 2-1 and

REDSKINS SEASON IN REVIEW (CONT.)

were 3-1 against the NFC entering Week 7. The last time the Redskins held a 3-1 record through six weeks in the season in the NFC was 2011.

» The Redskins led 17-6 at the half and recorded all three victories when leading at the break. The Redskins outscored their opponents 82-53 in the first half and has held opponents to an average of 10.6 points in the first two quarters.

» The Washington Redskins defeated the Dallas Cowboys, 20-17, at FedExField on Sunday in Week 7.

» Among the 115 games played between the Redskins and Cowboys, there have been 59 games decided by seven points or less. Twenty-six of those contests have been decided by three or fewer points.

» With the win, the Redskins improved their regular season record to 4-2 and it marked their best start to a season since starting 4-2 during the 2016 campaign.

» The Redskins faced their first NFC East opponent on the season and were 1-0 in the division entering Week 8. It was the first time the Redskins opened divisional play with a win since starting 1-0 in the NFC East since 2011.

» The win gave the Redskins a 3-1 record at home to give them their best home record to start a season since 2015.

» The Redskins held a 4-1 record against the NFC through Week 7 giving the team its best start against teams in the NFC since 2010.

» With the win, the Redskins captured their first victory over the Dallas Cowboys since 2016 and their first home win over their division rival since 2012. The last time the Redskins defeated the Cowboys was Week 17 of the team's NFC East championship season in 2015.

» The Washington Redskins defeated the New York Giants, 20-13, at MetLife Stadium on Sunday in Week 8.

» The Redskins moved their record to 5-2 and were off to their best start in the first half of the season since starting 5-2 during the 2008 campaign.

» The Redskins were 2-1 on the road through Week 8, giving them their best road record to start a season since 2016.

» The Redskins held a 5-1 record against the NFC giving the team its best start against teams in the NFC since 2005.

» The Redskins remained atop the NFC East going into Week 9 and were 2-0 in the division for the first time since 2010.

» The Redskins earned their first victory over the Giants since Week 12 of last season and their first road win over the Giants since Week 3 of the 2016 season.

» The win handed the Redskins their first three-game win streak since Week 3-6 of the 2016 season.

» The Washington Redskins fell to the Atlanta Falcons, 38-14, at FedExField on Sunday in Week 9.

» Through Week 9, the Redskins posted a 5-3 record in regular season play and were 3-2 at FedExField.

» The Redskins held an 11-10 all-time regular season record against Tampa Bay. It was Washington's first win at Tampa Bay since defeating the Buccaneers, 24-22, on Sept. 30, 2012 on their last trip to Raymond James Stadium in regular season play.

» The Redskins moved their overall record to 6-3 in regular season play and were 6-2 against NFC opponents through Week 10. With the win, Washington recorded its best start to a season through nine games since posting a 6-3 record

through nine games in 2008 and their best start against the NFC since 2005.

» The Redskins improved to 3-1 on the road giving them their best road record to start a season since 2008.

» The Washington Redskins dropped a 23-21 decision to the Houston Texans at FedExField on Sunday in Week 11.

» The Washington Redskins suffered a 31-23 loss to the Dallas Cowboys at AT&T Stadium on Thanksgiving Day in Week 12.

» The Washington Redskins fell 28-13 to the Philadelphia Eagles at Lincoln Financial Field in Week 13 on Monday Night Football.

» The Redskins were 0-2 on Monday Night Football in 2018.

» The Washington Redskins dropped a 40-16 loss to the New York Giants at FedExField on Sunday afternoon in Week 14.

» The Washington Redskins defeated the Jacksonville Jaguars, 16-13, at TIAA Bank Field on Sunday afternoon in Week 15.

» The Redskins won both 2018 contests that took place in the state of Florida.

» The Redskins recorded their first win over an AFC opponent in Week 15 against the Jacksonville Jaguars.

» The Redskins improved their all-time regular season record against the Jaguars to 6-1, including a 3-1 record at Jacksonville. Washington has won four consecutive games over the Jaguars.

» The Redskins held a 4-3 record on the road through Week 15. It's the team's best road record through seven games since 2012.

» The Washington Redskins fell to the Tennessee Titans, 25-16, at Nissan Stadium on Saturday evening in Week 16 on NFL Network's Thursday Night Football special on Saturday.

» The Washington Redskins closed out the 2018 regular season with a 24-0 loss to the Philadelphia Eagles at FedExField on Sunday in Week 17.

TEAM OFFENSE

» In Week 1, the Redskins totaled 429 net yards (5.7 avg.) on offense surpassing the 400-yard mark for the first time since recording 456 yards of offense on Nov. 19, 2017 at New Orleans. The last time the Redskins opened a season with 400 or more yards of total offense was September 9, 2012 when Washington defeated the New Orleans Saints on the road, 40-32.

» The Redskins converted 30 first downs on the day, the first time that the team has converted 30 or more first downs in a single game since converting 30 against the Cincinnati Bengals October 30, 2016.

» The Redskins recorded 182 rushing yards (4.3 avg.). The output ranks ninth all-time in season openers and is the most since opening the 2015 season with 161 yards vs. the Miami Dolphins.

» In Week 2, the Redskins gained 334 total yards on offense and recorded 300 or more yards on offense in consecutive weeks for the first time since Weeks 10-12 of the 2017 season.

» In Week 3, the Redskins recorded 386 total net yards

2018 SEASON IN REVIEW

REDSKINS SEASON IN REVIEW (CONT.)

(166 rushing, 220 passing) and recorded 300 or more net yards in a game for a third consecutive week.

» The Redskins scored on drives of 75, 79, 98, and 74 yards and now have recorded at least three scoring drives of 70 or more yards in wins at Arizona Cardinals and against the Green Bay Packers. The last time the Redskins recorded four scoring drives of 70 or more yards was on Nov. 19, 2017 at the New Orleans Saints.

» The Redskins led 28-10 after the first half and have now scored 20 or more points before the break for the second time this season. The last time the Redskins scored 28 or more points in the first half was on Nov. 22, 2012 at the Dallas Cowboys. The Redskins scored 28 points in the second quarter en route to a 38-31 win over their division rival.

» The Redskins have now outscored their opponent 52-24 in the first half and have held the opposition to an average of 8.0 points for the first two quarters.

» In Week 8, the Redskins tied a season high with 182 rushing yards and through seven games, the team rushed for at least 100 yards in five games on the season, including three-consecutive games.

» In Week 14, the Redskins recorded a pair of two-point conversions on back-to-back scoring drives. It is the first time the Redskins have scored a pair of two-point conversions in a single game. The last time Washington completed a two-point conversion was Dec. 26, 2015 against the Eagles.

» In Week 15, The Redskins recorded a scoring drive of 16 plays for 60 yards which ended with a 33-yard field goal. The 16 plays were the most on the season for a scoring drive that resulted in three or more points.

» In Week 16, The Redskins rushed for 161 net yards and have now rushed for more than 100 net yards in 10 games this season. The last time the Redskins rushed for more than 100 yards in 10 or more games was the 2014 season when Washington recorded 10 games in which they rushed for 100 or more yards.

TEAM DEFENSE

» In Week 1, the Redskins held a 21-0 lead at the half. The last time Washington held a team scoreless in the first half was Sept. 24, 2017 against the Oakland Raiders at FedExField.

» The Redskins held the Cardinals to 68 yards rushing. It was the first time Washington held an opponent to under 75 rushing yards since holding the Oakland Raiders to 32 rushing yards on Sept. 24, 2017 at FedExField.

» In Week 2, the Redskins defense recorded two interceptions and forced two or more turnovers in five consecutive games dating back to Week 15 of the 2017 season.

» In Week 3, the Redskins defense recorded four sacks for the first time since registering four sacks against the Denver Broncos on Dec. 24, 2017. The Redskins did not record an interception for the first time in six games. Prior to the game, the Redskins held the longest active streak with an interception in consecutive games with six.

» In Week 5, the Redskins forced a fumble late in the second quarter and forced at least one turnover in all four games and eight consecutive games dating back to Week 14 of last season.

» In Week 6, the Redskins forced three turnovers (two

fumbles, one interception) in the first half including a forced fumble and recovery. The last time the Redskins forced three turnovers in the first half was on Oct. 18, 2015 at the New York Jets. The Redskins registered two forced and an interception on defense at MetLife Stadium. It is the first time in 51 games that the Redskins forced three turnovers in the first half of a game.

» With the three takeaways, it marked the first time the Redskins (two fumbles, one interception) forced three-plus turnovers in a game since forcing three turnovers against the Denver Broncos (two fumbles, one interception) in Week 16 of the 2017 season.

» In Week 6, the Redskins forced a fumble and registered at least one turnover for the ninth consecutive week dating back to the 2017 season. After Pittsburgh did not force a turnover in Week 6, the Redskins held the second longest active streak in the NFL through Week 7 of the 2018 season.

» The Redskins held the Carolina Panthers to 81 rushing



yards and have now held three opponents to under 100 rushing yards on the season.

» In Week 7, the Redskins forced two turnovers (two forced fumbles) and forced at least one turnover for the 10th consecutive week dating back to last season. Washington held the second longest active streak in the NFL through Week 7 of the 2018 season.

» The Redskins defense scored a touchdown late in the fourth quarter on a fumble recovery by Preston Smith for a touchdown. It was the first scoop and score for a touchdown since DeAngelo Hall recorded a fumble recovery for a 17-yard touchdown at the Philadelphia Eagles on Dec. 26 2015. The Redskins defeated the Eagles to win the NFC East. The last time the Redskins scored a defensive touchdown was Dec. 16, 2017 at the L.A. Chargers on a 96-yard interception return for a touchdown by Bashaud Breeland.

» • The Redskins defense recorded four sacks and has now recorded four or more sacks in two games this season.

» In Week 8, after an interception by D.J. Swearinger in the first half, the Redskins forced a turnover for the 11th consecutive week dating back to the 2017 season. The Redskins continued to hold the second longest active streak in the NFL.

» The Redskins finished with seven sacks. It was the first time Washington recorded at least seven sacks since finish-

2018 SEASON IN REVIEW

REDSKINS SEASON IN REVIEW (CONT.)

ing with 10 sacks in a 41-10 home win against the Jacksonville Jaguars on September 14, 2014.

» The Redskins finished with four or more sacks for a consecutive game for the first time since recording four or more sacks in back-to-back games during Week 16 and Week 17 of the 2017 season.

» Redskins held the New York Giants to 37 rushing yards and held five of their first seven opponents under 100 rushing yards including their last four from Week 5-Week 8.

» The Redskins held their opponent to under 100 yards rushing for the fourth consecutive week and the first time since Week 1-Week 4 of the 2015 season.

» In Week 9, the Redskins recorded an interception in the first quarter and forced a turnover for the 12th consecutive week dating back to the 2017 season. The Redskins held the longest active streak in the NFL.

» In Week 10, Redskins forced four turnovers (2 interceptions, 2 fumble recoveries) and forced a turnover for the 13th consecutive week dating back to the 2017 season. Washington held the longest active streak in the NFL forcing at least one turnover through Week 10 of the 2018 season.

» The Redskins forced four turnovers in one game for the



first time since forcing five turnovers in 41-21 win at the Chicago Bears on Dec. 24, 2016. Washington has now recorded two games on the season in which it has forced three or more turnovers. Washington finished the 2017 season forcing three or more turnovers in two games.

» The Redskins registered two sacks and have now recorded a sack for the 16th consecutive game. Barring the outcomes of today's game and entering Week 10, the streak is tied for the sixth longest active streak in the league with the Jacksonville Jaguars.

» In Week 11, the Redskins forced three turnovers (2 interceptions and a forced fumble). The Redskins forced at least one turnover for the 14th consecutive week dating back to last season. The Redskins held the longest active streak in the NFL through Week 11 of the 2018 season.

» The Redskins forced three or more turnovers in consecutive games for the first time since Weeks 3 and Weeks 4 of the 2016 season.

» With the three turnovers, the Redskins forced three or more turnovers in three games through Week 11. It was the first time Washington forced three or more turnovers in

three or more games since 2016, when the team forced that many turnovers in four games.

» The Redskins finished with four sacks and registered at least one sack for the 17th consecutive game. Washington held the fourth longest active streak in the league through Week 12 of the 2018 season.

» In Week 12 on Thanksgiving Day, the Redskins did not force a turnover for the first time since Week 13 of the 2017 season. Prior to Week 12 of the 2018 season, the Redskins had forced at least one turnover in 15 consecutive games and held the longest active streak in the NFL.

» Redskins recorded four sacks and have registered at least one sack for the 18th consecutive game. Washington held the fourth longest active streak in the league through Week 12 of the 2018 season.

» In Week 15, the Redskins finished with six sacks and recorded six or more sacks in two games through Week 15. The last time the Redskins recorded six or more sacks in multiple games in the regular season was the 2000 campaign in which the team recorded three games with six or more sacks.

» In Week 16, the Redskins finished with three sacks and recorded three or more sacks in seven of their first 15 games. Washington recorded seven or more games with at least three or more sacks in three consecutive seasons.

INDIVIDUAL OFFENSE

» Center **Tony Bergstrom** made his eighth career start, seventh at center and the fourth with the Washington Redskins at the position in Week 3 against the Green Bay Packers.

» **Bergstrom** saw action at left guard following the injury to G Shawn Lauvao and then saw action at right guard following the injury to Scherff in Week 9 against the Atlanta Falcons.

» Running back **Kapri Bibbs** recorded his first career rushing touchdown on a one-yard touchdown run in the fourth quarter of Washington's Week 5 Monday Night Football matchup against the New Orleans Saints.

» **Bibbs** finished with a team high four receptions (10.8 avg.) for 43 yards and one touchdown. Bibbs has now recorded one rushing touchdown and one touchdown reception in the same season for the first time in his career in Week 7 against the Dallas Cowboys.

» **Bibbs** finished with three carries for 20 yards and his second career rushing touchdown in Week 9 against the Atlanta Falcons.

» **Bibbs** rushed for 17 yards on three attempts and one touchdown on Thanksgiving Day in Week 12 at the Dallas Cowboys.

» Rookie tackle **Geron Christian Sr.** made his NFL and Washington Redskins debut. Christian was a third-round pick of the Washington Redskins in the 2018 NFL Draft. Christian contributed on offense playing the left and right tackle positions. Christian saw action at right tackle following T Morgan Moses suffering an injury before returning to the game. Christian also played left tackle following an injury to right guard Brandon Scherff in the Redskins Week 9 matchup against the Atlanta Falcons.

» Wide receiver **Jamison Crowder** finished with three re-

2018 SEASON IN REVIEW

REDSKINS SEASON IN REVIEW (CONT.)

ceptions for 32 yards in Week 1 against the Arizona Cardinals and was three receptions away from 200 total.

» **Crowder** finished with two receptions for eight yards and a career-high 29 rushing yards on two attempts. On the Redskins first play from scrimmage, Crowder rushed for a career-long 25 yards in Week 2 against the Indianapolis Colts.

» **Crowder** finished with four receptions for 39 yards (9.8 avg.) and one touchdown against the Green Bay Packers in Week 3. Crowder has now recorded 201 career receptions and with his third reception of the game became the 19th player in Redskins history to record 200 career catches with the team. Crowder recorded his 13th career touchdown giving him his first score since Dec. 24, 2017.

» **Crowder** finished with four receptions for 55 yards (13.8 avg.) in the Redskins Monday Night Football matchup against the New Orleans Saints in Week 5.

» **Crowder** finished with four receptions for 36 yards (9.0 avg.) against the Philadelphia Eagles on Monday Night Football in Week 13. It was Crowder's first game since Week 5 against New Orleans.

» **Crowder** finished with a game high 87 receiving yards (43.5 avg.) with two receptions and a career long touchdown catch for 79 yards in Week 14 against the New York Giants.

» **Crowder** led the Redskins with four receptions for 46 yards (11.5 avg.) in the Redskins Week 15 win over the Jacksonville Jaguars.

» **Crowder** led the Redskins with five receptions for 78 yards (15.6 avg) in the Redskins Week 16 matchup against the Tennessee Titans.

» Tight end **Vernon Davis** finished with a team high 70 receiving yards from two receptions against the Green Bay Packers in Week 3. His reception of 50 yards was the longest of the season through three games. With his performance, Davis (1,317) moved into 10th all-time in receiving yards among tight ends in Redskins history.

» **Davis** finished with three receptions for 48 yards and registered his first touchdown catch of the season against the Carolina Panthers in Week 6. He recorded his 61st touchdown reception and passed former Redskins great Jerry Smith for seventh on the list of career touchdown receptions by a tight end in NFL history.

» Through Week 6, **Davis** (61) trailed Pro Football Hall of Famer Shannon Sharpe (62) by two touchdown receptions for the sixth-most career touchdown receptions by a tight end in NFL history.

» **Davis** (1,464) collected 62 yards on five receptions (12.4 avg.) against the Atlanta Falcons in Week 9. With the total receiving yards, Davis ranked eighth all-time among tight ends in Redskins history passing Jamie Asher (1,401) and Jean Fugett (1,460) following the Falcons matchup.

» **Davis** hauled in two receptions for 73 yards and one touchdown against the Dallas Cowboys on Thanksgiving Day in Week 12. With his 53-yard touchdown reception, Davis tied Hall of Famer Shannon Sharpe for sixth on the all-time list of career touchdown receptions by a tight end in NFL history.

» The 53-yard touchdown by **Davis** was his longest touchdown reception since recording a 61-yard touchdown catch in Week 6 of the 2013 season as a member of the San Francisco 49ers.

» With his first catch of the game, **Davis** (104) passed

Jerry Smith for the most receptions for a tight end in their 30s in franchise history - according to Pro Football Reference.

» **Davis** finished with four receptions for 31 yards (7.8 avg.) against the New York Giants in Week 14.



» Wide receiver **Josh Doctson** finished with three receptions for 31 yards and one touchdown in Week 9 against the Atlanta Falcons. The score was Doctson's first of the season.

» **Doctson** finished with four receptions for 46 yards and one touchdown against the Tampa Bay Buccaneers in Week 10.

» **Doctson** collected three receptions for 32 yards against the Houston Texans in Week 11.

» **Doctson** registered 66 yards on six receptions on Thanksgiving Day against the Dallas Cowboys in Week 12.

» **Doctson** posted a team high 51 receiving yards on three receptions (17.0 avg.) against the Philadelphia Eagles on Monday Night Football in Week 13.

» **Doctson** hauled in four receptions for a single game career high 84 yards (21.0 avg.) against the New York Giants in Week 14.

» Tight end **Matt Flanagan** finished with one reception for 14 yards against the Philadelphia Eagles in Week 17. The reception was the first of his career.

» Wide receiver **Michael Floyd** made his first career start as a Washington Redskins against the New Orleans Saints on Monday Night Football in Week 5.

» **Floyd** finished with one reception for seven yards and one touchdown against the Tennessee Titans in Week 16. The touchdown catch was his first of the season and the first as a member of the Washington Redskins. Floyd has now recorded 25 career touchdown receptions. The last time Floyd recorded a touchdown reception was Jan. 1, 2017 as a member of the New England Patriots.

» Wide receiver **Maurice Harris** made his first career start and recorded his first reception of the season against the New Orleans Saints on Monday Night Football in Week 5.

» **Harris** finished with three receptions for 47 yards (15.7 avg.)

» **Harris** finished with three receptions for 13 yards and tied a career high with three receptions in a game for a consecutive week against the Carolina Panthers in Week 6.

2018 SEASON IN REVIEW

REDSKINS SEASON IN REVIEW (CONT.)

» **Harris** finished with three receptions for 22 yards and recorded at three receptions in three consecutive games against the Dallas Cowboys in Week 7.

» **Harris** finished the contest against the Atlanta Falcons in Week 9 with career highs in receptions (10) and receiving yards (124). Harris was the first Redskins wide receiver to record 100 or more receiving yards in a single game since Jamison Crowder recorded 141 receiving yards on seven receptions vs. the New York Giants on Nov. 23, 2017.

» **Harris** was the first Redskin to record 10-plus receptions and 100-plus receiving yards in a single game since Pierre Garcon hauled in 11 receptions for 138 yards against the Philadelphia Eagles on Sept. 21, 2014.

» **Harris** finished with a team high five receptions for 52 yards (10.4 avg.) against Tampa Bay in Week 10. Harris led the Redskins in receptions in back-to-back games.

» Quarterback **Josh Johnson** made his Redskins debut against the New York Giants in Week 14 in relief of Mark Sanchez and completed 11-of-16 pass attempts for 195 yards and one touchdown for a passer rating of 104.9. Johnson threw a 79-yard touchdown pass in the fourth quarter. The score was a career long touchdown pass for Johnson and his first touchdown pass since throwing a 23-yard touchdown pass on Dec. 4, 2011 as a member of the Tampa Bay Buccaneers.



» The game marked **Johnson's** first game played since Dec 22, 2013 when he was a member of the Cincinnati Bengals. In that game he recorded three rushing yards on four attempts.

» **Johnson** recorded 45 rushing yards on seven attempts (6.4 avg.) and one rushing touchdown. It is the first time a Redskins player recorded a rushing touchdown and passed for a touchdown in the same game since Kirk Cousins finished with two rushing touchdowns and a touchdown pass against the Minnesota Vikings in Week 10 of the 2017 season.

» **Johnson** completed 16-of-25 pass attempts for 151 yards and one touchdown for a passer rating of 93.9 against the Jacksonville Jaguars in Week 15. The passer rating was his highest as a starter. Johnson also rushed for a career high 49 yards on nine attempts for 5.3 per rush average.

» **Johnson** made his first start since Week 13 of the 2011 season as a member of the Tampa Bay Buccaneers.

» **Johnson** recorded his first career win after holding a 0-5 record as a starter.

» **Johnson** threw a touchdown pass in consecutive games for the first time since Week 4 and Week 5 of the 2009 season.

» **Johnson** made consecutive starts at quarterback against the Tennessee Titans in Week 16 and started games in consecutive weeks for the first time since Week 6 and Week 7 of the 2009 season.

» **Johnson** completed 13-of-23 pass attempts for 153 yards with one touchdown and two interceptions for a passer rating of 55.2. Johnson also rushed for 22 yards on four attempts (5.6 avg.).

» **Johnson** threw a touchdown pass in three consecutive games for the first time in his career after throwing a touchdown pass to Michael Floyd against Tennessee in Week 16.

» **Johnson** threw for 150-plus passing yards in three consecutive games for the first time in his career after posting 153 passing yard in Week 16.

» **Johnson** made his third consecutive start in Week 17 against the Philadelphia Eagles. It was the first time since Week 4-6 of the 2009 season that Johnson accomplished the feat.

» **Johnson** completed 12-of-27 pass attempts with an interception and finished with a 37.7 passer rating against Philadelphia in Week 17.

» Wide receiver **Darvin Kidy** recorded one reception for eight yards in Week 17 against the Philadelphia Eagles. The reception was the first of his career.

» Running back **Byron Marshall** made his 2018 debut against the Houston Texans in Week 11 after being activated from the Injured/Reserve List from an injury suffered during the preseason

» **Marshall** finished with one reception for a career long 17 yards in Week 15 against the Jacksonville Jaguars.

» Quarterback **Colt McCoy** made his 2018 regular season debut after Alex Smith suffered an ankle injury with 7:56 remaining in the third quarter against the Houston Texans in Week 11. McCoy completed 6-of-12 pass attempts for 54 yards and one touchdown for a passer rating of 90.3. He also rushed for 35 yards for five carries (7.0 avg.).

» **McCoy** threw his first touchdown pass in a regular season contest since Week 17 of the 2015 season when he went 7-for-11 for 128 yards and one touchdown.

» **McCoy** made his first start at quarterback of the 2018 season on Thanksgiving Day against the Dallas Cowboys in Week 12. It was McCoy's first start at quarterback since Dec. 14, 2014 against the N.Y. Giants.

» **McCoy** finished 24-of-38 with two touchdowns and three interceptions. McCoy threw a touchdown pass in consecutive games for the first time since 2011. His 53-yard touchdown pass was the longest touchdown pass of the season through Week 12.

» **McCoy** rushed for 28 yards on five carries for a 5.6 yards per rush average.

» **McCoy** completed four passes on four attempts for 50 yards while holding a 118.8 passer rating before leaving the game with a leg injury against the Philadelphia Eagles on Monday Night Football in Week 13.

» Offensive tackle **Morgan Moses** recorded his 49th consecutive starts and the 50th overall start of his career against the Arizona Cardinals in Week 1.

2018 SEASON IN REVIEW

REDSKINS SEASON IN REVIEW (CONT.)

» **Moses** made his 50th consecutive start in Week 2 against the Indianapolis Colts.

» Tackle **Ty Nsekhe** made his 12th career start opening up the game at left tackle and seeing action at left guard following the injury to Scherff against the Atlanta Falcons in Week 9.

» Running back **Adrian Peterson** finished the Week 1 contest against the Arizona Cardinals with 96 rushing yards (3.7 avg.) on 26 carries and one touchdown. With his total rushing yards for the day, Peterson finished ranked 10th all-time in career rushing yards with 12,372 surpassing Jim Brown (12,312) and Marshall Faulk (12,279).

» On his first carry of the game with a five-yard run, **Peterson** surpassed Marshall Faulk for 11th all-time in career rushing yards.

» With 1:04 remaining in the first quarter, **Peterson** rushed for eight yards on the left side and surpassed Jim Brown for 10th for all-time career rushing yards.

» **Peterson** recorded his 100th career rushing touchdown passing Barry Sanders on the NFL's all-time for career rushing touchdowns. He is now currently tied with Shaun Alexander and Marshall Faulk for seventh all-time in NFL history.

» **Peterson** recorded two receptions for 70 yards, including a 52 yard reception in the fourth quarter. It was the third longest reception in Peterson's career.

» **Peterson** (14,507) recorded 50 scrimmage yards against the Indianapolis Colts in Week 2 to pass Matt Forte (14,468) for 28th on the NFL's all-time list.

» **Peterson** finished with 120 rushing yards from 19 carries (6.3 avg.) and two rushing touchdowns against the Green Bay Packers in Week 3. Peterson recorded 102 career rushing touchdowns and with his first rushing touchdown of the game took sole possession of 7th place on the NFL's all-time list passing Shaun Alexander and Marshall Faulk. Peterson was three touchdowns shy from passing NFL Hall of Famer and Redskins legend John Riggins for No. 6 on the NFL all-time list for career rushing touchdowns after the Week 3 contest.

» **Peterson** recorded 52 career games with 100 or more rushing yards. He ranked ninth all-time in this category following the Week 3 contest against Green Bay and he trailed Curtis Martin and Edgerrin James (57 games) for seventh all-time.

» **Peterson** recorded at least two rushing touchdowns in 25 games played for his career. The last time Peterson scored multiple touchdowns in a game was Oct. 15, 2017 as a member of the Arizona Cardinals. Peterson is the active leader in the category and was tied for the fourth all-time with Marcus Allen, Priest Holmes and Shaun Alexander following the Redskins Week 3 contest against Green Bay.

» **Peterson** recorded his 17th career games with at least 100 rushing yards and two or more rushing touchdowns. He was ranked tied for sixth in this category all-time with Eric Dickerson and Barry Sanders following the Packers game.

» **Peterson** (14,627) registered 120 scrimmage yards to pass Marvin Harrison (14,608) for 27th on the NFL's all-time list.

» **Peterson** increased his career totals against the Green Bay Packers in rushing yards (1,899) and rushing touchdowns (14). He now ranks third all-time in rushing yards against the Packers behind Walter Payton (2,484) and Barry Sanders

(2,059) and trails Payton (19) in rushing touchdowns for first on the list.

» **Peterson** recorded 17 rush attempts for 97 yards (5.7 avg.) against the Carolina Panthers in Week 16. Through Week 6, he rushed for 12,615 total rushing yards and was 124 yards from passing Hall of Famer Tony Dorsett for ninth on the NFL's all-time list.

» **Peterson** rushed for 99 yards (4.1 avg.) on 24 attempts and had one catch for eight yards. Peterson (12,714) now needs to rush for 26 yards to pass Hall of Famer Tony Dorsett (12,739) for ninth on the NFL's all-time list for career rushing yards.

» **Peterson** finished with 107 scrimmage yards (14,873) against the Dallas Cowboys in Week 7 and passed Jim Brown (14,811) for 26th on the NFL's all-time list in career yards from scrimmage. Entering Week 8 he needed 19 yards from scrimmage to pass Ricky Watters (14,891) for 25th on the NFL's all-time list.

» **Peterson** recorded 26 attempts for a season high 149 yards (5.7 avg.) against the New York Giants in Week 8. With his performance, Peterson (12,863) passed Hall of Famer Tony Dorsett (12,739) for ninth on the NFL's all-time list. Through Week 8, Peterson (103) was two rushing touchdowns shy of passing Hall of Famer John Riggins (104) for sixth on the NFL's all-time list.

» **Peterson** rushed for 140 or more yards 25 times in his career. The last time he rushed for more than 140 yards was November 5, 2017 as a member of the Arizona Cardinals. Peterson rushed for 159 yards on 37 attempts in Week 8.

» **Peterson** recorded 53 games in which he has rushed for 100 or more yards. He ranked ninth on the NFL all-time list following the Week 8 contest against the Giants.

» **Peterson** finished with 156 yards from scrimmage (15,029) and has passed Ricky Watters (14,891) for 25th on the NFL's all-time list.

» **Peterson** (109) recorded two touchdowns with one touchdown reception and a touchdown run. He tied Barry Sanders (109) for 10th on the NFL's all-time list.

» **Peterson** finished with 68 yards on 19 attempts (3.6 avg.) against the Tampa Bay Buccaneers in Week 10. Peterson (15,131) finished with 69 yards from scrimmage and passed No. 24 Jerome Bettis (15,111), No. 23 Steve Smith Sr. (15,118), No. 22 Steven Jackson (15,121) and No. 21 Tim Brown on the NFL's all-time list.

» **Peterson** rushed for 51 yards on 16 attempts and two touchdowns against the Houston Texans in Week 11. With his seven-yard touchdown run in the fourth quarter, Peterson (105) passed Pro Football Hall of Famer and Redskins legend John Riggins for sixth all-time in NFL history in rushing touchdowns.

» With his two rushing touchdowns in the game, **Peterson** (26) moved into sole possession of fourth place on the NFL's list of career games with multiple rushing touchdowns in a game. He passed Shaun Alexander (25), Marcus Allen (25) and Priest Holmes (25).

» **Peterson** finished with 35 yards on 12 attempts against the Dallas Cowboys on Thanksgiving Day in Week 12. Peterson recorded 13,034 career rushing yards following the game, becoming the ninth player in NFL history to rush for 13,000 yards.

» It was the first time in **Peterson's** career that he played

2018 SEASON IN REVIEW

REDSKINS SEASON IN REVIEW (CONT.)

on Thanksgiving Day.

» **Peterson** finished with 98 yards on nine rush attempts (10.9 avg.) and one touchdown against the Philadelphia Eagles on Monday Night Football in Week 13. The 10.9 yards per carry average was Peterson's second highest average per rush attempt for a game in his career. It was the first time he has rushed for more than 10 yards per carry since averaging 10.0 yards per carry against the Green Bay Packers on Dec. 2, 2012. Peterson averaged 10 or more yards per carry in four games for his career following the game against Philadelphia.

» **Peterson** recorded a 90-yard touchdown run in the second quarter. The 90-yard score was the longest touchdown run from scrimmage in his career and also the longest rushing touchdown in Redskins history. According to the national broadcast, he became the oldest player in NFL history to record a 90-yard touchdown run.

» The 90-yard touchdown run was the 16th rushing touchdown of 50-plus yards for **Peterson** in his career. He passed Hall of Famer Barry Sanders (15) to rank first in rushing touchdowns of 50 or more yards in NFL history.

» With his touchdown run, **Peterson** tied Pro Football Hall of Famer Jim Brown for fifth on the NFL's all-time list in rushing touchdowns with 106.

» With his performance, **Peterson** collected 15,324 yards from scrimmage and passed Warrick Dunn (15,306) for 19th on the NFL's all-time list.

» **Peterson** has now registered 112 career offensive touchdowns and passed Tony Gonzalez and Lenny Moore and tied Shaun Alexander for 15th on the NFL's all-time list.

» **Peterson** finished with 51 rushing yards on 19 attempts and two receptions for 20 yards against the Jacksonville Jaguars in Week 15.

» **Peterson** (15,413) recorded 71 yards from scrimmage to pass No. 18 Isaac Bruce (15,347) No. 17 Eric Dickerson (15,396) on the NFL's all-time list.

» **Peterson** rushed for 119 yards on 26 attempts (4.6 avg.) against Tennessee Titans in Week 16. Peterson recorded 54 games in which he has rushed for 100 or more yards.

» **Peterson** (13,318) passed Hall of Famer Eric Dickerson (13,259) for eighth on the NFL's all-time list in career rushing yards.

» **Peterson** reached 1,000 total rushing yards this season and became the first Redskins since Alfred Morris (1,074 in 2014) to accomplish the feat. Peterson became the 12th player in NFL history to record eight or more seasons with 1,000-plus rushing yards.

» **Peterson** became the 13th player in NFL history to record two more 1,000 rushing yard seasons between the ages of 30-39 years old.

» **Peterson** (15,541) recorded 127 scrimmage yards has passed Randy Moss (15,451) for 16th on the NFL's all-time list.

» Wide receiver **Brian Quick** registered receptions in consecutive weeks for the first time in his career as a Redskin following the contest against the Carolina Panthers in Week 6.

» Rookie WR **Trey Quinn** made his NFL debut and finished with two punt returns for 12 yards (6.0 avg.) against the Arizona Cardinals in Week 1.

» **Quinn** recorded his first career reception and finished

with four catches for 49 yards against the Houston Texans in Week 11. Quinn returned to the lineup after the team activated him from the Reserve / Injured List after sustaining an injury in Week 1 at Arizona Cardinals.

» **Quinn** caught five passes for 26 yards and one touchdown against the Dallas Cowboys on Thanksgiving Day in Week 12. Quinn's 10-yard touchdown pass in the end zone is the first score and touchdown reception of his career.

» **Quinn** returned two punts for 40 yards (20.0 avg.) and registered a career long 30-yard punt return. The punt return is the longest of the season for a Redskins punt returner.

» Tight end **Jordan Reed** hauled in four passes for 48 yards and a touchdown in Week 1 against the Arizona Cardinals. The score marked the 23rd touchdown of Reed's career and the first time Reed found the end zone since recording two touchdowns at the Philadelphia Eagles on Oct. 23, 2017.

» **Reed** registered 55 receiving yards from six receptions against the Colts in Week 2 and was 14 receiving yards shy of passing No. 15 Bill Anderson on the Redskins all-time list entering Week 3.

» **Reed** hauled in four receptions for 65 receiving yards



against the Green Bay Packers in Week 3. With his performance, he passed Bill Anderson for No. 15 on the Redskins all-time list in receiving yards.

» **Reed** hauled in a team high five receptions for 36 yards (3,038) against the Carolina Panthers in Week 6 and needed 82 receiving yards to pass No. 13 Roy Jefferson (3,119) on the Redskins all-time list entering Week 7.

» **Reed** hauled in two receptions to tie a team-high 43 receiving yards (3,081) against the Dallas Cowboys in Week 7 and needed 39 receiving yards to pass No. 13 Roy Jefferson (3,119) on the Redskins all-time list entering Week 8.

» With his two receptions, **Reed** (297) needed three more receptions in Week 8 and 9 to become the second fastest tight end in NFL history to 300 career receptions in 60 games. Kellen Winslow, Sr. set the NFL record with 300 career receptions in 57 games.

» **Reed** finished with a team high seven receptions for 38 yards (5.4 avg.) against the New York Giants in Week 8. Reed (3,119) tied Roy Jefferson (3,119) for ninth on the Redskins all-time list.

» **Reed** finished with four receptions for 34 yards against the Atlanta Falcons in Week 9. Reed tallied 3,153 career

REDSKINS SEASON IN REVIEW (CONT.)

yards and passed Roy Jefferson for No. 13 on the Redskins all-time list in receiving yards.

» With his third reception of the game, a seven-yard catch from Alex Smith in the first quarter, **Reed** became the second fastest tight end in NFL history to 300 career receptions in 59 games. Kellen Winslow, Sr. is the fastest in the NFL to record 300 career receptions (57 games).

» **Reed** tallied four receptions for 51 yards (12.8 avg.) against the Tampa Bay Buccaneers in Week 10.

» **Reed** recorded a game high seven receptions for 71 yards (10.1 avg.) and one touchdown against the Houston Texans in Week 11. It was Reed's first touchdown catch since Week 1.

» **Reed** tallied six receptions for a season high 75 yards (12.5 avg.) against the Dallas Cowboys on Thanksgiving Day in Week 12.

» Center **Chase Roullier** started at left guard in place of veteran Shawn Lauvao against the Green Bay Packers in Week 3. It was the first time Roullier has started at the position after making nine consecutive starts at center.

» **Roullier** was the only Redskins offensive lineman to appear in all 16 regular season games this season.

» Quarterback **Mark Sanchez** made his Redskins debut entering the Monday Night contest in Week 13 against the Philadelphia Eagles after starting quarterback Colt McCoy sustained a leg injury. Sanchez completed 13 passes on 21 pass attempts for 100 yards and a 53.7 passer rating. It was Sanchez's first game since Jan. 1, 2017 as a member of the Dallas Cowboys.

» Quarterback **Alex Smith** completed 21-of-30 passes for 255 yards with two touchdowns and no interceptions for a passer rating of 118.1 in Week 1 against the Arizona Cardinals. Smith's passer rating of 118.1 ranking eighth all-time in Redskins history in Week 1 matchups and capturing the fourth best passer rating among Redskins quarterbacks making their first start with team in franchise history.

» **Smith** completed 33-of-46 pass attempts for 292 yards and a passer rating of 88.3 against the Indianapolis Colts in Week 2. Smith went four consecutive weeks dating back to Week 16 of the 2017 regular season in which he did not committed a turnover.

» **Smith's** 33 completions were his most in a single game since completing 34 passes against the San Diego Chargers in Week 1 of the 2016 season. His 46 pass attempts were his most since attempting 50 passes against the Pittsburgh Steelers in Week 4 of the 2016 season.

» **Smith's** nine yard touchdown pass to Jamison Crowder in the second quarter capped an eight play, 98-yard drive. According to Pro Football Reference records dating back to 1999, it is the first time since the Redskins have recorded a scoring drive 98 or more yards since they engineered an eight-play, 99-yard drive against the Chicago Bears on Oct. 31, 1999. Brad Johnson capped the drive with a one yard rushing touchdown. The scoring drive ranks second since 1999 and it is now the sixth time the Redskins have recorded a scoring drive of 95 yards or more in that time frame.

» **Smith** completed 12-of-20 passes for 220 yards with two touchdowns and one interception for a passer rating of 110.4 against the Green Bay Packers in Week 3. Smith also rushed for 20 yards on seven attempts.

» **Smith** connected on 23-of-39 passes for 275 yards and

one interception for a 69.9 passer rating against the New Orleans Saints in Week 5. Smith also recorded one rushing touchdown. It was the 15th rushing touchdown of Smith's career.

» **Smith** completed 21-of-36 pass attempts for 163 yards and two touchdowns with a passer rating of 88.1 against the Carolina Panthers in Week 6.

» With his fourth completion of the game, a touchdown pass to Paul Richardson Jr., **Smith** passed Boomer Esiason for 26th on the NFL's all-time list in pass completions. Smith ncompleted 2,987 passes entering Week 7, chasing Jay Cutler (3,048) for 25th on the list.

» In the first quarter, **Smith** connected with tight end Vernon Davis for a 22-yard touchdown. The score was the 31st touchdown completion between Smith and Davis dating back to their time as teammates with the San Francisco 49ers. They were tied with Cam Newton and Greg Olson for third among active QB-TE duos in touchdown receptions following Week 6.

» **Smith** completed 14-of-25 pass attempts for 178 yards and one touchdown for a passer rating of 91.8 against the Dallas Cowboys in Week 7.

» With his 23-yard touchdown pass to running back Kapri Bibbs, **Smith** (33,271) passed Steve Young (33,124) for 35th on the NFL's all-time list in career passing yards. Following the contest, Smith needed 191 yards to pass Phil Simms (33,462) for 34th on the NFL's all-time list.

» **Smith** completed 20-of-32 pass attempts for 178 yards and one touchdown for a passer rating of 87.8 against the New York Giants in Week 8.

» **Smith** completed 30-of-46 pass attempts for 306 yards, one interception and one touchdown for a passer rating of 82.3 against the Atlanta Falcons in Week 9. Smith also rushed for 22 yards on one carry. It was his first 300-yard passing game as a member of the Redskins.

» With his performance, **Smith** (33,755) passed John Hadl and Phil Simms for 33rd on the NFL's all-time list in passing yards.

» Following the Atlanta game, **Smith** passed for 300 or more yards for the 12th time in his career.

» **Smith** completed 19-of-27 pass attempts for 178 yards and one touchdown and finished with a passer rating of 100.5 against Tampa Bay in Week 10.

» With his touchdown pass against Tampa Bay, **Smith** (193) entered the top 50 on the NFL's all-time passing touchdowns list, passing No. 50 Bob Griese (192).

» **Smith** completed 12-of-27 pass attempts for 135 yards with two interceptions. Smith also rushed for 33 yards on four carries (8.3 avg.) against the Houston Texans in Week 11. Smith left the game with a leg injury.

» Tight end **Jeremy Sprinkle** finished with three receptions for 19 yards and one touchdown against the Jacksonville Jaguars in Week 15. The touchdown was the Redskins only touchdown of the game. The touchdown was Sprinkle's second of his career.

» **Sprinkle** made his fourth consecutive start against the Philadelphia Eagles in Week 17, marking his longest streak as a starter.

» Running back **Chris Thompson** rushed for 65 yards (13.0 avg.) on five attempts and hauled in six receptions for 63 yards (10.5 avg.) for one touchdown against the Arizona

2018 SEASON IN REVIEW

REDSKINS SEASON IN REVIEW (CONT.)

Cardinals in Week 1. It was Thompson's first touchdown since Nov. 19, 2017 at New Orleans. Thompson scored in consecutive games in which he has appeared.

» Peterson (166) and **Thompson** (128) were the first Redskins running back duo to each record 125 or more scrimmage yards in a single game since Clinton Portis (164) and Ladell Betts (151) accomplished this feat against the Houston Texans on Sept. 24, 2006.

» **Thompson** recorded a career-high 13 receptions for 92 yards against the Indianapolis Colts in Week 2. The 13 receptions are tied for second in Redskins lore and ranked tied for ninth in a single game in NFL history among running backs. Thompson fell one reception shy of tying Roy Helu Jr. for first on the all-time list. Helu recorded 14 receptions against the San Francisco 49ers on Nov. 6, 2011.

» **Thompson** finished with a team high six receptions for 45 yards (7.5 avg.) and hauled in 155th career reception with the Washington Redskins against the New Orleans Saints on Monday Night Football in Week 5. Thompson passed Kelvin Bryant (154) for the sixth most by a running back in franchise history.

» **Thompson** averaged 6.0 yard per carry on three attempts for 18 yards against the Philadelphia Eagles on Monday Night Football in Week 13. The game was Thompson's first since Week 8 of the 2018 season.

» **Thompson** (1,394) finished with a team high five receptions for 14 yards and moved into 10th on the all-time franchise list for career receiving yards by a running back passing Clarence Harmon (1,383).

» • With his five receptions, **Thompson** (170) passed Ladell Betts (165) for the fifth most receptions by a running back in franchise history.

INDIVIDUAL DEFENSE

» Defensive lineman Jonathan Allen recorded five tackles (three solo) and a game high two sacks for a loss of 14 yards against the Green Bay Packers in Week 3. Allen's two sacks were a career high for sacks in a single game.

» **Allen** finished with one sack and nine tackles (five solo) against the Dallas Cowboys on Thanksgiving Day in Week 12. Through Week 12, Allen registered five sacks.

» **Allen** posted two sacks for 15 yards against the Jacksonville Jaguars in Week 15. It was the second time in the 2018 season that Allen registered two or more sacks in a game. Allen registered two or more sack in multiple games in one season for the first time in his career.

» **Allen** finished with one sack for a loss of eight yards with four tackles (three solo) against the Tennessee Titans in Week 16. Allen recorded eight sacks on the season for a loss of 61 yards.

» Linebacker **Ryan Anderson** recorded his first career sack after sacking Sam Bradford in the third quarter for a loss of four yards in the Redskins Week 1 matchup at the Arizona Cardinals.

» Linebacker **Zach Brown** finished with six tackles (five solo) including one tackle for loss against the Carolina Panthers in Week 6.

» **Brown** tied a team high with nine tackles (eight solo) to go along with one tackle for loss and a quarterback hit against the Dallas Cowboys in Week 7.

» **Brown** recorded a tackle for loss and now posted 50 for his career following the Redskins Week 9 matchup against the Atlanta Falcons.

» **Brown** tied a team high in tackles with nine (8 solo) against the Philadelphia Eagles on Monday Night Football in Week 13. Brown also chipped in two tackles for a loss and a forced fumble.

» **Brown** registered a game high 11 tackles (nine solo) and one tackle for loss against the Philadelphia Eagles in Week 17.

» Safety **Ha Ha Clinton-Dix** made his Redskins debut against the Atlanta Falcons in Week 9 after being acquired by the organization in a trade. Clinton-Dix made his first start as a Redskin and combined with his tenure in Green Bay, started in 64 consecutive games.

» **Clinton-Dix** tied a team high with seven tackles in the contest.

» With his Washington Redskins debut, **Clinton-Dix** appeared in 72 career games and has not missed a game in his entire career.

» **Clinton-Dix** registered 13 tackles (11 solo) with one forced fumble against the Houston Texans in Week 11.

» **Clinton-Dix** tied a team high seven tackles (five solo) and recorded one pass defended against the New York Giants in Week 14.

» **Clinton-Dix** finished the season with 16 starts and has now appeared in all 80 career games with 74 starts with both Green Bay and Washington.



» Linebacker **Shaun Dion Hamilton** tied a team high seven tackles (five solo) and added one quarterback hit against the New York Giants in Week 14.

» **Dion Hamilton** finished with a half of sack for his first career sack against the Jacksonville Jaguars in Week 15. Hamilton also with four tackles (two solo).

» **Dion Hamilton** recorded eight tackles (five solo), two quarterback hits and one sack against the Philadelphia Eagles in Week 17. The sack was Hamilton's first full sack of his career.

» Cornerback **Quinton Dunbar** recorded his fourth career interception after intercepting Sam Bradford in the third quarter of the Redskins Week 1 matchup against the Arizona Cardinals. The last time Dunbar recorded an interception was

REDSKINS SEASON IN REVIEW (CONT.)

on Oct. 23, 2017 at the Philadelphia Eagles.

» **Dunbar** finished with six tackles (six solo) against the Carolina Panthers in Week 6.

» **Dunbar** hauled in an interception in the first quarter of the Redskins Week 9 matchup against the Atlanta Falcons, giving him two for the season through the team's first eight games. The two interceptions was a career single season high for Dunbar.

» Safety **Deshazor Everett** finished with eight tackles (five solo) and one interception for 24 yards against the Philadelphia Eagles in Week 17. The interception was his first of the 2018 season and second of his career.

» Linebackers **Mason Foster** and Zach Brown combined for 21 tackles. Foster finished with 11 tackles (eight solo) and Brown collected 10 (four solo) against the Arizona Cardinals in Week 1.

» **Foster** recorded 10 total tackles (two solo) against the Green Bay Packers in Week 3 and has now recorded double-digit tackles in back-to-back games since recording tackles in double figures since Week 14 and 15 of the 2016 season.

» **Foster** finished the Monday Night game against the Saints with a team high 10 tackles (six solo). Foster has now recorded double-digit tackles for a third consecutive game. The streak is the longest of his career.

» **Foster** recorded six tackles (four solo), one tackle for loss and one fumble recovery against the Carolina Panthers in Week 6.

» **Foster** finished with a team high nine tackles (six solo) against the Dallas Cowboys in Week 7.

» **Foster** collected 13 tackles and has now recorded 10 or more tackles in four games this season against the New York Giants in Week 8.

» **Foster** finished with 10 tackles (nine solo), one interception, one pass defensed and one fumble recovery against the Houston Texans in Week 11. Foster has recorded 10 or more tackles in a single game for a career best, six games in a season.

» **Foster** finished with six tackles (four solo) and an interception against the New York Giants in Week 14. Foster posted his second interception of the season and it is was his first time recording multiple interceptions in one season since 2013 when he finished with a career-season high of three interceptions as a member of the Tampa Bay Buccaneers.

» **Foster** tied a game high with seven tackles against the Jacksonville Jaguars in Week 15.

» **Foster** finished with a team high nine tackles (four solo) and one sack for seven yard loss against the Tennessee Titans in Week 16. The sack was Foster's first on the year.

» **Foster** registered 10 tackles (nine solo) against the Philadelphia Eagles in Week 17.

» Linebacker **Josh Harvey-Clemons** recorded his first career full sack against the New York Giants in Week 14. Harvey-Clemons finished with three tackles and a quarterback hit.

» Defensive lineman **Matt Ioannidis** finished with one tackle, one sack for a loss of four yards, one forced fumble and his first career fumble recovery against the Arizona Cardinals in Week 1.

» With a sack in the second quarter, defensive lineman

Matt Ioannidis recorded his second sack of the season and recorded 6.5 sacks for his career. He recorded at least one sack in back-to-back games for the first time in his career.

» **Ioannidis** finished with two tackles, a quarterback hit, a tackle for loss and one sack for a loss of seven yards against the Green Bay Packers in Week 3. Ioannidis recorded a sack in three consecutive weeks for the first time in his career.

» **Ioannidis** recorded a career high with 2.5 sacks in a game against the Giants in Week 8 and has now registered a career high for sacks in a single-season with 5.5 sacks on the year. Ioannidis also finished with five tackles and four quarterback hits.

» **Ioannidis** recorded a sack in the second quarter to bring his team high season total to 6.5 against the Atlanta Falcons in Week 9.

» **Ioannidis** recorded a sack and now has a team high 7.5 sacks on the season against the Tampa Bay Buccaneers in Week 10. Ioannidis has now recorded a full sack in three consecutive weeks for the second time in his career and second time this season.

» **Ioannidis** finished the season with 7.5 which was the second most on the team.

» Linebacker **Ryan Kerrigan** registered his first sack of the season for a loss of eight yards against the New Orleans Saints on Monday Night Football in Week 5. He has now recorded 500 career sack yards.

» **Kerrigan** recorded five tackles (four solo), two sacks for a loss of 15 yards, one pass defensed, and a forced fumble against the Dallas Cowboys in Week 7. The last time Kerrigan finished with two sacks in a single game was Dec. 31, 2017 at the New York Giants.

» After registering 2.0 sacks against Dallas, **Kerrigan** (10.5) joined Hall of Famers Michael Strahan (18.0), Reggie White (17.0) and Lawrence Taylor (15.0) and former Eagles DE Clyde Simmons (11.5) as the only players in NFL history to record 10-plus sacks against the Dallas Cowboys.

» With the two sacks, **Kerrigan** needed 8.0 sacks to pass No. 2 Charles Mann on the Redskins all-time list in career sacks entering Week 8.

» **Kerrigan** recorded 1.5 sacks and recorded at least one sack in consecutive games for the first time since Weeks 16-17 of the 2017 season.

» **Kerrigan** tallied two tackles and one sack against the Atlanta Falcons in Week 9. It was the 77th sack of his career and was five sacks shy from passing Charles Mann (82) for No. 2 on the Redskins' all-time sack list. entering Week 10.

» **Kerrigan** finished the game against the Houston Texans in Week 11 with one sack and two quarterback hits and now has 6.5 sacks on the season and 78.0 for his career. Kerrigan was five sacks shy from passing Charles Mann (82) for No. 2 on the Redskins all-time list in career sacks entering Week 12.

» **Kerrigan** recorded a half sack against the Dallas Cowboys on Thanksgiving Day in Week 12 and recorded eight or more total sacks for the seventh consecutive season. According to Pro Football Reference, he became only the 15th player in NFL history to record eight or more sacks in seven consecutive seasons since sacks became an official statistic in 1982.

» **Kerrigan** finished with six tackles (four solo), two tackles for a loss and two quarterback hits and one sack for a

2018 SEASON IN REVIEW

REDSKINS SEASON IN REVIEW (CONT.)

14-yard loss against the New York Giants in Week 14. With the sack, Kerrigan recorded at least 8.5 or more sacks for a seventh-consecutive season. He became the 13th player in NFL history to accomplish the feat since sacks became an official statistic in 1982.

» **Kerrigan** (80.5) was two sacks shy of passing Charles Mann (82.0) for No. 2 on the all-time franchise list following the Week 14 contest against the Giants.

» **Kerrigan** recorded two sacks for 13 yards and six tackles (five solo) against the Jacksonville Jaguars in Week 15. He had 11.0 sacks through Week 15 and became the second Redskin in NFL history to record double digit sacks in three-consecutive seasons.

» With the performance, **Kerrigan** (82.5) passed Charles Mann (82.0) for No. 2 on the all-time franchise list in career sacks.

» With his first sack of the game, **Kerrigan** tied Charles Mann (4) for the second most total seasons with double digit sacks in franchise history. Dexter Manley ranks first with five seasons.

» **Kerrigan** finished with one sack against the Tennessee Titans in Week 16 and had 12 sacks through the team's first 15 games.



» **Kerrigan** recorded one sack for a four-yard loss and set a new single season career high in sack yardage with 92.5 yards breaking his previous mark of 89.5 sack yards in 2014.

» **Kerrigan** starting his 128th consecutive regular season game against the Philadelphia Eagles in Week 17, the longest active streak among active NFL linebackers. Kerrigan has not missed a start in his NFL career.

» **Kerrigan** finished with one sack for four yards and two quarterback hits against the Eagles in Week 17. Kerrigan finished the regular season with 13 sacks. He recorded 10 or more sacks in three consecutive seasons for the first time in his career. The three consecutive seasons with 10 or more sacks ranks second all-time. Dexter Manley currently sits first in the category with four consecutive seasons with 10 or more sacks.

» **Kerrigan** is one of six NFL players (and only three non-quarterbacks) to have started every game since the start of the 2011 season (Brandon Carr, Patrick Peterson, Philip Rivers, Matt Ryan and Matthew Stafford).

» Linebacker **Pernell McPhee** appeared in his 100th ca-

reer game against the New Orleans Saints on Monday Night Football in Week 5 and returned a fumble 24 yards to help set up a Redskins score in the second quarter.

» Cornerback **Fabian Moreau** made a consecutive start for the first time in his career and registered his first career forced fumble against the Green Bay Packers in Week 3. Moreau also finished the game with four tackles (three solo) for a career high in a single game.

» **Moreau** recorded his second forced fumble of the season and finished with five tackles (three solo) for the game against the New Orleans Saints on Monday Night Football in Week 5.

» **Moreau** recorded his third forced fumble of the season against the Philadelphia Eagles on Monday Night Football in Week 13. Moreau also tied a team high with nine tackles (7 solo) and two passes defended.

» **Moreau** recorded his first career interception against the Jacksonville Jaguars in Week 15.

» Safety **Montae Nicholson** recorded eight tackles (four solo) for a career high in tackles for a single game against the Green Bay Packers in Week 3.

» Cornerback **Josh Norman** finished with five tackles (four solo), one interception, one pass defended and one forced fumble against the Carolina Panthers in Week 6. It was Norman's first interception since Dec. 24, 2016 when he registered two interceptions in the Redskins', 41-21, win over the Chicago Bears at Soldier Field.

» The last time **Norman** recorded at least one interception and a forced fumble in the same game was during his stint with the Carolina Panthers. Norman returned an interception for a 30-yard touchdown and a forced fumble in a 20-9 win over the Jacksonville Jaguars on Sept. 13, 2015.

» With the interception and forced fumble, **Norman** became the first Redskin to force a fumble and record an interception in a single game since Kendall Fuller did so against the Oakland Raiders in Week 3 of the 2017 season.

» **Norman** finished with five solo tackles and a forced fumble against the Dallas Cowboys in Week 7. Norman has now forced at least one fumble in consecutive games for the first time in his career.

» **Norman** finished with one pass defended and one interception against the Tampa Bay Buccaneers in Week 10. The interception was Norman's second on the season. The last time Norman had two or more interceptions on the season was in his first year with the Redskins in 2016.

» **Norman** finished with two tackles and one interception against the Philadelphia Eagles on Monday Night Football in Week 13. It was his third interception of the season and the 13th interception of his career.

» **Norman** collected one tackle for loss and two passes defended against the New York Giants in Week 14. It was the 18th game in his career in which he has registered at least two passes defended. He also recorded two passes defended in Week 9 against the Atlanta Falcons.

» Rookie Defensive Lineman **Daron Payne** made his first career start against the Arizona Cardinals in Week 1 and recorded three tackles, including two solo.

» **Payne** recorded his first career sack after sacking Green Bay Packers quarterback Aaron Rodgers in the third quarter for a loss of four yards. Payne also finished the game with five tackles (four solo).

2018 SEASON IN REVIEW

REDSKINS SEASON IN REVIEW (CONT.)

» **Payne** recorded one sack for a loss of six yards and had two sacks entering Week 6 after the Redskins Week 5 Monday Night matchup against the New Orleans Saints. Payne finished the game with four tackles (three solo), two quarterback hits and a forced fumble.

» **Payne** finished with one sack for four yards and four tackles (three solo) against the Dallas Cowboys on Thanksgiving Day in Week 12.

» **Payne** recorded a sack against the New York Giants in Week 14 and had 5.0 sacks through the team's first 13 games. With the sack, the Redskins recorded consecutive seasons with at least three or more players with five or more sacks for the first time since the 91-92 seasons.

» **Payne** recorded his first career fumble recovery against the Jacksonville Jaguars in Week 15.

» Linebacker **Preston Smith** scored his first career touchdown on a fumble recovery late in the fourth quarter off of the Ryan Kerrigan strip sack against the Dallas Cowboys in Week 7. Smith added one tackle, two quarterback hits and one pass defensed.

» **Smith** tallied one sack-forced fumble and registered three tackles. The sack and fumble is Smith's first of the season.

» **Smith** recorded four tackles (three solo) and one sack for 12 yards, two quarterback hits, one interception, and one pass defensed against the Houston Texans in Week 11. Smith recorded at least one sack in back-to-back games for the first time since recording a sack in Week 15 and Week 16 of the 2017 season.

» **Smith** posted 1.5 sacks for 13.5 yards, eight tackles (three solo), two tackles for a loss and four quarterback hits against the Dallas Cowboys on Thanksgiving Day in Week 12. He recorded a full sack in three consecutive weeks for the first time since recording consecutive sacks in Weeks 1-4 in 2017.

» Cornerback **Greg Stroman** recorded his first career interception and finished with five solo tackles against the Tampa Bay Buccaneers in Week 10. With Stroman's interception, a Redskins rookie defensive player recorded at least one interception every season since 2012.

» Safety **D.J. Swearinger Sr.** tied a career-high for a single game with two interceptions giving him a total of 12 for his career against the Indianapolis Colts in Week 2. The last time Swearinger Sr. recorded two interceptions in one game was Nov. 12, 2017 against the Minnesota Vikings. He became the 19th player in Redskins history to record multiple games with at least two interceptions.

» **Swearinger Sr.** finished with a team high seven tackles (four solo), one sack, and a forced fumble against the Carolina Panthers in Week 6.

» **Swearinger Sr.** recorded two interceptions tying a single game high for his career against the New York Giants in Week 8. The interception gave Swearinger four on the season through the team's first seven games. He tied a career high for interceptions in a season entering Week 9.

» **Swearinger Sr.** recorded three games for his career in which he recorded at least two interceptions. With the two interceptions against the Indianapolis Colts and the NY Giants, Swearinger recorded at least two games in one season with two or more interceptions for the first time in his career.

» **Swearinger Sr.** has now recorded three games with at

least two interceptions as a Redskins and ranked tied for fifth in Redskins history with multiple-interception games. With two games with at least two interceptions this season, he was one game shy of tying a franchise record of games with multiple interceptions in a single season entering Week 9.

» **Swearinger Sr.** recorded three solo tackles, one pass defensed and one sack against the Houston Texans in Week 11. The sack was Swearinger's first in 2018 and increases his career total to 4.5.

SPECIAL TEAMS

» Cornerback **Adonis Alexander** made his NFL debut contributing on special teams against the Dallas Cowboys on Thanksgiving Day in Week 12.

» Defensive lineman **Caleb Brantley** made his Washington Redskins debut contributing on special teams against the Jacksonville Jaguars in Week 15.

» Long Snapper **Andrew East** and tight end **Matt Flanagan** made their NFL debuts against the Jacksonville Jaguars in Week 15.

» **Hopkins** [321] connected on 2-of-3 field goal attempts and was nine points shy of passing Shaun Suisham for 4th on the Redskins kickers' all-time scoring list entering Week 3. With the six points scored, Hopkins needed 10 points to pass No. 11 Shaun Suisham and No. 10 Larry Brown on the Redskins all-time scoring list.

» **Hopkins** [330] scored a 35-yard field goal for his only attempt of the game against the Green Bay Packers in Week 3. With the score, Hopkins passed Shaun Suisham for 4th on the Redskins kickers' all-time scoring list.

» **Hopkins** connected on a 53-yard field goal in the first quarter and recorded six career field goals of 50 yards or more on Monday Night Football against the New Orleans Saints in Week 5. With the field goal, Hopkins recorded the third-most field goals of 50 or more yards in team history.

» **Hopkins** connected on three field goal attempts including a career long 56-yard field goal against the Carolina Panthers in Week 6. The field goal was tied for the third longest in franchise history. The last time Hopkins connected on two field goals of 50 or more yards was the 2016 season.

» **Hopkins** was 2-for-2 on the season in field goals from 50-plus yards entering Week 7. He recorded seven career field goals from that distance up.

» **Hopkins** [352] finished with 11 points (three field goals, two PATs) and passed Hugh Taylor [348] and Gary Clark [348] for 8th on the Redskins all-time scoring list.

» **Hopkins** connected on two field goals (20, 25) and two PATS scoring eight points in the game against the Dallas Cowboys in Week 7. Hopkins [360] tied Jerry Smith [360] for seventh on the Redskins all-time scoring list.

» **Hopkins** [368] finished with eight points against the New York Giants in Week 8 and with the extra point following the Redskins first touchdown of the game, passed Jerry Smith [360] for seventh on the Redskins all-time scoring list.

» **Hopkins** connected on 2-of-3 field goal attempts including a 53-yard field goal in the second half. Hopkins [8] needs one field goal from 50-plus yards to tie Chip Lohmiller [9] for second on the franchise list for career field goals made from that distance.

2018 SEASON IN REVIEW

REDSKINS SEASON IN REVIEW (CONT.)

» **Hopkins** [23] connected on all three field goal attempts against the Tampa Bay Buccaneers in Week 10 and with his 43-yard field goal in the first quarter now ranks fifth all time in franchise history in field goals between 40-49 yards passing Graham Gano [21].

» **Hopkins** connected on both of his field goal attempts against the Philadelphia Eagles on Monday Night Football in Week 13, hitting field goals of 44 and 47 yards, respectively.

» With his first field goal of the game, **Hopkins** [394] passed Art Monk [390] for sixth on the all-time franchise list for total punts.

» With his first field goal of the night, **Hopkins** [25] passed Kai Forbath [23] for fourth on the franchise list for career field goals made from 40-49 yards.

» **Hopkins** connected on a 36-yard field goal as time expired for second career game-winning field goal against the Jacksonville Jaguars in Week 15. The last time Hopkins connected on a game winner was Sept. 25, 2016 at the New York Giants.

» **Hopkins** connected on all three field goal attempts [46, 33, 36] and has now recorded 20 games in which he has registered three or more field goals.

» **Hopkins** registered three field goals on three attempts including a 50-yard field goal in the first quarter against the Tennessee Titans in Week 16. Hopkins recorded four field goals from 50-plus yards to tie a single season franchise record, which is currently held by Graham Gano [4 in 2011], John Hall [4 in 2003] and Mark Moseley [4 in 1977].

» **Hopkins** field goal from 50-plus yards tied Chip Lohmiller [9] for second on the franchise list for career field goals made from that distance. Hopkins was four field goals shy of passing Mark Moseley for first on the all-time list entering Week 17 of the 2018 season.



» Kick returner **Danny Johnson** registered one kick return for 44 yards against the Dallas Cowboys on Thanksgiving Day in Week 12. It was the longest of his career and the longest kick return for the Redskins since a return of 45 yards by Will Blackmon in Week 5 of the 2016 season at the Baltimore Ravens.

» Punter **Tress Way** punted five times for 245 yards for a net average of 48.2 yards against the Atlanta Falcons in Week 9. Way recorded a season best 62-yard punt landing four inside the 20-yard line.

» **Way** tallied 247 yards on five punts [49.4] for a 47.8 net average landing four inside the 20-yard line against the Tampa Bay Buccaneers in Week 10. The 49.4 yards per punt average is his highest on the season.

» **Way** finished the game with five punts for 228 total yards [45.6 avg.] and pinned four punts inside the 20 yard line against the Dallas Cowboys on Thanksgiving Day in Week 12. The four punts pinned inside the 20 was tied for the second most in a single game in Way's career. Way pinned four-plus punts inside the 20 yard line in six career games, four of which have come in the 2018 season through Week 12.



» **Way** totaled 290 yards on six punts [48.3 avg.] and a net average of 45.2 against the Philadelphia Eagles on Monday Night Football in Week 13. Way collected 15,448 punting yards and passed Hall of Famer Sammy Baugh [15,245] for No. 3 in franchise history in punting yards. Way also pinned two punts inside the 20 yard line, increasing his season total to 33 which was the most in the NFL through Week 13.

» **Way** [36] recorded three punts inside the 20 yard line against the New York Giants in Week 14 and set a new single season franchise record since the statistic began being tracked in 1976.

» **Way** [345] registered eight punts to take sole possession of third on the Redskins all-time list, passing Sammy Baugh [338] and Pat Richter [338].

» **Way** recorded five punts for 224 yards with a net average of 44.4 yards and landed two punts inside the 20 against the Philadelphia Eagles in Week 17. Way finished the season landing 41 punts inside to 20-yard line to lead all punters in the category. His 41 punts inside the 20 yard line ranks tied for seventh all-time in the NFL in the category. Way was also the only punter in the league to not record a touchback.

» **Way** completed a pass for seven yards to Jehu Chesson on a punt fake to convert a first down in the fourth quarter. Way completed two passes in that many attempts for his career. Both pass completions resulted in successful fake punts for first downs. The last time Way completed a punt fake for a first down was Sept. 25, 2016 at MetLife Stadium. Way completed a pass to Quinton Dunbar for 31 yards against the New York Giants.

» The Redskins fake punt conversion was their first since Nov. 17, 2017 when Niles Paul rushed for five yards on a fake punt against the New Orleans Saints.

2018 SEASON IN REVIEW

RECORDS SET OR TIED IN 2018

REDSKINS TEAM RECORDS

Most Two-Point Conversions, Game

New Record:	2	vs. New York Giants [12/09/18]
Old Record:	2	vs. Philadelphia Eagles [11/17/13]
	2	vs. Dallas Cowboys [12/19/10]
	2	vs. San Francisco 49ers [11/06/94]

Most First Downs, Penalty, Game

New Record:	7	at Arizona Cardinals [09/09/18]
Old Record:	7	vs. Tampa Bay Buccaneers [10/25/15]



Fewest First Downs, Penalty, Game

New Record:	0	at New Orleans Saints [10/09/18]
Old Record:	0	Multiple times [Last: 12/31/17]

Fewest Turnovers, Game

New Record:	0	vs. Carolina Panthers [10/14/18]
	0	vs. Dallas Cowboys [10/21/18]
	0	at Tampa Bay Buccaneers [11/11/18]
	0	at Jacksonville Jaguars [12/16/18]
Old Record:	0	Many times

Fewest Touchdowns Allowed, Game

New Record:	0	at Tampa Bay Buccaneers [11/11/18]
Old Record:	0	Many times [Last: 12/17/17]

Fewest Kickoff Return Yards, Season

New Record:	570	2018 Redskins
Old Record:	570	2016 Redskins

Fewest Fumbles Lost, Season

New Record:	4	2018 Redskins
Old Record:	6	2012 Redskins
	6	1990 Redskins

Fewest Kickoff Returns Allowed, Season [since 1940]

New Record:	13	2018 Redskins
Old Record:	24	2017 Redskins

Fewest Yards Allowed, Kickoff Returns, Season [since 1940]

New Record:	295	2018 Redskins
Old Record:	448	2017 Redskins

REDSKINS INDIVIDUAL RECORDS

Longest Run From Scrimmage

New Record:	90t	Adrian Peterson at PHI [12/3/18]
Old Record:	88t	Billy Wells vs. ARI [11/21/54]

Most Seasons Leading Team, Sacks

New Record:	6	Ryan Kerrigan [2012, 2014-18]
Old Record:	5	Dexter Manley [1982, 84-86, 88]

Most 10-Plus Sack Seasons [since 1982]

New Record:	4	Ryan Kerrigan [2014, 2016-18]
Old Record:	4	Dexter Manley [1983-86]
	4	Charles Mann [1985-86, 1989, 1991]

Highest New Average, Punting, Season

New Record:	41.5	Tress Way [2018]
Old Record:	40.0	Tress Way [2014]

Most Punts Inside the 20, Season

New Record:	41	Tress Way [2018]
Old Record:	33	Tress Way [2017]
	33	Matt Turk [1998]

Most Punts Inside the 20, Game

New Record:	5	Tress Way vs. DAL [10/21/18]
Old Record:	5	Hunter Smith vs. GB [10/10/10]
	5	Hunter Smith vs. DAL [12/27/09]
	5	Ryan Plackemeier vs. PHI [12/21/08]
	5	Tom Tupa at DET [11/07/04]
	5	Bryan Barker at DEN [11/18/01]
	5	Matt Turk at STL [09/22/96]

Highest Net Average, Punting, Career [since 1976; 250 att.]

New Record:	39.9	Tress Way [2014-18]
Old Record:	38.3	Matt Turk [1995-99]

Highest Average, Punting, Career [min. 300 att.]

New Record:	46.0	Tress Way [2014-18]
Old Record:	45.1	Sammy Baugh [1937-52]



2018 SEASON IN REVIEW

2018 AWARDS AND HONORS

TE VERNON DAVIS

Art Rooney Sportsmanship Award Finalist
Redskins Walter Payton Man of the Year

CB QUINTON DUNBAR

Pro Football Focus Team of the Week (Week 1)

S DESHAZOR EVERETT

Special Teams Captain

LB MASON FOSTER

Defensive Captain

K DUSTIN HOPKINS

Pro Football Focus Team of the Week (Week 15)

DE MATT IOANNIDIS

Pro Football Focus Team of the Week (Week 1)

LB RYAN KERRIGAN

2018 Pro Bowl selection

RB ADRIAN PETERSON

FedEx Ground Player of the Week (Week 3)
NFC Offensive Player of the Week (Week 8)

G BRANDON SCHERFF

Pro Football Focus Team of the Week (Week 5)

QB ALEX SMITH

Offensive Captain

CB GREG STROMAN

Pro Football Focus Team of the Week (Week 10)

S DJ SWEARINGER

Pro Football Focus Team of the Week (Week 2)

RB CHRIS THOMPSON

Redskins Ed Block Courage Award
Media Good Guy Award

P TRESS WAY

NFC Special Teams Player of the Week (Week 10)

T TRENT WILLIAMS

Offensive Captain
2018 Pro Bowl selection



2018 LEAGUE LEADERS

Redskins Offense

- » Ranked fourth in the NFC and ninth in the NFL in Goal to Go percentage [78.95%]
- » Ranked 10th in the NFC in rushing touchdowns [12]
- » Ranked sixth in the NFC in rushing attempts [414]
- » Ranked seventh in the NFC in rushing attempts per game [25.9]
- » Ranked eighth in the NFC in rushing yards per game [110.9]
- » Ranked ninth in the NFL in rushing 1st downs [96]
- » Ranked eighth in the NFC in rushing plays of 10 or more percentage [12.3%]
- » Ranked ninth in the NFC in 4th down percentage [52.50%]

Redskins Defense

- » Ranked seventh in the NFC in points per game [22.4]
- » Ranked tied for third in the NFC and tied for ninth in the NFL in total tackles [945]
- » Ranked second in the NFC and eighth in the NFL in assisted tackles [292]
- » Ranked first in the NFC and tied for fourth in the NFL in forced fumbles [18]
- » Ranked fifth in the NFC and seventh in the NFL in sacks [46]
- » Ranked tenth in the NFC in rushing yards per game [116.3]
- » Ranked tenth in the NFC in rushing yards per play [4.50]
- » Ranked seventh in the NFC in yards per play [5.68]
- » Ranked ninth in the NFC in passing yards per game [237.1]
- » Ranked seventh in the NFC in passing yards per play [6.51]
- » Ranked fourth in the NFC and eighth in the NFL in interception rate [2.80%]
- » Ranked first in the NFC and third in the NFL in fourth down percentage [38.5%]

Redskins Special Teams

- » Ranked fifth in the NFC and 11th NFL in kickoff touchbacks [56]
- » Ranked first in the NFC and the NFL in kickoff touchback percentage [80.0%]
- » Ranked sixth in the NFC and 10th in the NFL in kickoff average [63.2]
- » Ranked first in the NFC and tied for first in the NFL in kickoff return yards against [295]
- » Ranked eighth in the NFC in kickoff return average against [22.7]
- » Ranked third in the NFC and eighth in the NFL in punt fair catches [23]

Redskins Players

- » QB Alex Smith is fourth in the NFL and NFC in interception percentage [1.5%]
- » RB Adrian Peterson is fifth in the NFL and NFC in rushing attempts [251]
- » Peterson is sixth in the NFC and eighth in NFL in rushing yards [1,042]
- » Peterson is sixth in the NFC in rushing yards per game [65.1]
- » Peterson is sixth in the NFC in rushing attempts per game [15.7]
- » Peterson is tied for seventh in the NFC in rushing touchdowns [7]
- » Peterson is ninth in the NFC in rushing 1st downs [47]
- » Peterson is seventh in the NFC in rushing plays of over 10 yards [26]
- » LB Mason Foster is fourth in the NFC and seventh in the NFL in total tackles [131]
- » Foster is fifth in the NFL and third in the NFC in assisted tackles [50]
- » LB Ryan Kerrigan is tied for third in the NFC and tied for seventh in the NFL in sacks [13.0]
- » Kerrigan is tied for fourth in the NFC and tied for tenth in the

NFL in forced fumbles [3]

- » CB Josh Norman is tied for fourth in the NFC and tied for tenth in the NFL in forced fumbles [3]
- » CB Fabian Moreau is tied for fourth in the NFC and tied for tenth in the NFL in forced fumbles [3]
- » S Ha Ha Clinton-Dix is tied for eighth in the NFC in interceptions [3]
- » CB Josh Norman is tied for eighth in the NFC in interceptions [3]
- » K Dustin Hopkins is ninth in the NFC in field goals made [26]
- » Hopkins is fifth in the NFC and 10th in the NFL in field goal percentage [89.7%]
- » Hopkins is tied for eighth in the NFC in 20-29 yard field goals made [5]
- » Hopkins is third in the NFC and tied for fourth in the NFL in 40-49 yard field goals made [10]
- » Hopkins is third in the NFC and tied for fourth in the NFL in 50+ yard field goals made [4]
- » Hopkins is tied for seventh in the NFC in extra point percentage [96.2%]
- » P Tress Way is first in the NFL and NFC in punts inside the 20 [41]
- » Way is second in the NFC and tied for sixth in the NFL in total punts [79]
- » Way is seventh in the NFC and ninth in the NFL in net punting average [41.5]

2018 SEASON IN REVIEW

2018 TALE OF THE TAPE

REDSKINS

OFFENSE

281	Points	359
54	Points in 1st Quarter	60
95	Points in 2nd Quarter	134
35	Points in 3rd Quarter	61
97	Points in 4th Quarter	104
28	Offensive Touchdowns	39
12	Rushing TDs	12
16	Passing TDs	27
1	Return TDs	4
26	Field Goals	21
4795	Yards From Scrimmage	5654
299.7	Yards Per Game	353.4
967	Total Plays	996
5.0	Avg. Per Play	5.7
18/4	Fumbles/Lost	24/11
15	Had Intercepted	15
75/206	Third-down Conversions	86/196
36.4	Third-down Percentage	43.9
10/18	Fourth-down Conversions	5/13
55.6	Fourth-down Percentages	38.5
115/1008	Penalties/Yards	102/791
29:38	Time of Possession Avg.	30:22

PASSING

509	Pass Attempts	537
311	Pass Completions	362
61.1	Completion Percentage	67.4
3021	Passing Yards	4091
188.8	Avg. Yards/Game	255.7
16	Passing Touchdowns	27
15	Interceptions	15
78.1	Rating	95.1
44	Times Sacked	46
16	Completions of 25+ yards	29

RUSHING

414	Rush Attempts	413
1774	Rush Yards	1860
4.3	Yards Per Carry	4.5
110.9	Yards Per Game	116.3
12	Touchdowns	12
96	First Downs	109
51	Rushes of 10+ yards	52

RECEIVING

311	Receptions	362
3287	Receiving yards	4091
10.6	Yards Per Catch	11.3
205.4	Yards Per Game	255.7
16	Touchdowns	27
156	First Downs	197
16	Receptions of 25+ yards	29

DEFENSE

REDSKINS 2018 SEASON RANKINGS

OFFENSE

	No.	Rank (NFL/NFC)
Yards / Game	299.7	28/15
Yards / Play	4.96	28/15
Rushing Yards / Game	110.9	27/8
Rushing Yards / Play	4.29	18/10
Passing Yards / Game	188.8	28/15
Passing Yards / Play	5.46	29/15
Interception Rate	2.90%	26/13
Sacked	44	21/7
First Downs / Game	17.5	28/15
3rd Down Pct	36.41%	24/13
4th Down Pct	55.56%	17/9
Red Zone Pct	52.50%	25/13
Goal to Go%	78.95%	9/5
Avg Time of Possession	29:38	21/12
Points / Game	17.6	29/15

DEFENSE

	No.	Rank (NFL/NFC)
Yards / Game	353.4	17/9
Yards / Play	5.68	16/7
Rushing Yards / Game	116.3	17/10
Rushing Yards / Play	4.50	18/9
Passing Yards / Game	237.1	15/9
Passing Yards / Play	6.51	16/7
Interception Rate	2.79%	9/4
Sacks / Pass Attempt	8.57%	5/4
First Downs / Game	22.7	20/9
3rd Down Pct	43.88%	29/15
4th Down Pct	38.46%	3/1
Red Zone Pct	51.92%	9/6
Goal to Go%	68.97%	10/5
Points / Game	22.4	15/7
Point Differential / Game	-4.9	25/14
Yard Differential / Game	-53.7	28/15

SPECIAL TEAMS

	No.	Rank (NFL/NFC)
Field Goals Made	89.7%	8t/6
Punt Return Avg	6.5	25/10
Kickoff Return Avg	19.7	30/15
Punt Coverage Avg	9.8	24/14
Kickoff Coverage Avg	22.7	15t/7t

ALL-TIME WINS

The Redskins have the fifth-most victories in NFL history, including both regular season and postseason play.

Franchise (Founded)	Total Wins
1t. Green Bay Packers (1921)	778
1t. Chicago Bears (1920)	778
3. New York Giants (1925)	716
4. Pittsburgh Steelers (1933)*	659
5. Washington Redskins (1932)	623

** Does not include victories by 1943 combined "Phil-Pitt Steagles" team*

2018 SEASON IN REVIEW

2018 WEEK-BY-WEEK RANKINGS

OFFENSIVE RANKINGS (NFL/NFC) AFTER WEEK...

	1	2	3	4	5	6	7	8	9	10	11	12	13	14	15	16	17
Yards / Game	6/3	12/5	10/5	14/7	21/11	25/13	24/13	25/13	25/13	26/14	25/14	27/15	27/15	27/15	28/15	28/15	28/15
Yards / Play	13/5	19/10	15/7	17/8	22/11	26/15	27/15	26/15	25/14	26/15	26/15	28/15	28/15	27/15	28/15	28/15	28/15
Rush Yards / Game	1/1	7/3	4/3	5/3	13t/7	12/7	14/8	8/7	10/7	10/7	12/8	13/7	15/7	17/8	17/8	17/8	27/8
Rush Yards / Play	14/6	20/11	12/7	17/10	22/12	23/13	21/10	16/8	14/8	14/7	14/7	16/8	13/8	14/8	16/8	16/9	18/10
Pass Yards / Game	13/5	14/7	15/8	18/9	20/10	24/12	26/13	26/13	24/12	25/13	25/13	25/13	25/13	26/14	26/14	28/15	28/15
Pass Yards / Play	9/3	16/7	10/5	9/5	11/5	25/13	20/10	22/13	23/14	24/13	27/14	28/15	29/15	28/15	28/15	29/15	29/15
INT Rate	1t/1t	1t/1t	6/4	4/3	9/6	6/6	6/6	4/4	5/5	4/4	4/4	15/11	14/10	25/12	23/11	26/12	26/13
Sacks / Pass Att.	25/11	21/10	16/5	15/5	18/8	17/7	15/7	11/4	11/4	13/5	16/8	16/7	16/7	20/10	20/10	20/10	21/7
1st Downs / Game	2/1	4/1	7t/4t	7t/3t	12t/7t	20t/11t	22/12	21t/12	21/12	23/13	21/13	23/13	25/14	27/15	26t/14t	27/15	28/15
3rd Down Pct	6/3	13/7	14/7	14/9	21t/12	17/10	23/13	22/12	21/12	21/12	20/11	19/10	23/12	26/15	24/13	19/11	24/13
4th Down Pct	1t/1t	7t/3	7t/4	9t/4	17t/7	16/6	16t/7t	18t/10t	15t/8	15t/9t	12/8	11t/5t	12t/6t	15t/7t	15/7	15t/8	17/9
Red Zone Pct	8t/3	19t/9t	17/8	19t/10t	14t/7t	13t/6t	19t/11t	25/14	22/12	23/12	20/10	19/10	21/11	21/11	24/12	24/12	25/13
Goal to Go%	1t/1t	1t/1t	1t/1t	1t/1t	4/2	2/2	16t/8t	12t/6t	8/3	11t/5t	16/8	10/5	10t/6t	8t/4t	9/4	10/5	9/5
Avg T.O.P.	1/1	1/1	4/3	3/2	6/4	2/2	2/2	2/2	3/3	3/3	2t/2t	9/7	19/11	19/11	14/7	16/10	21/12
Points / Game	12t/4t	27/13	17/10	23/11	24/13	24/13	25/13	25/13	25/13	27/15	27/15	27/15	27/15	28/15	28/15	28/15	29/15

DEFENSIVE RANKINGS (NFL/NFC) AFTER WEEK...

	1	2	3	4	5	6	7	8	9	10	11	12	13	14	15	16	17
Yards / Game	2/1	1/1	2/1	3/1	5/3	5/2	5/2	4/2	10/5	17/10	16/9	18/10	19t/11t	20/12	18/10	15/8	17/9
Yards / Play	5/3	3/2	4/2	3/1	10/5	9/4	7/3	6/2	13/6	22/10	18/8	18/7	19/8	20/9	19/9	16/7	16/7
Rush Yards / Game	4/2	10/5	8/5	7/6	6/5	6/5	3/3	2/2	5/5	5/4	6/5	8/6	9/6	14/8	18/10	17/10	17/10
Rush Yards / Play	20/11	20/10	20/9	23/10	14/8	12/7	7/5	6/5	13/6	14/6	14/6	13/7	13/7	17/9	21/10	20/10	18/9
Pass Yards / Game	4/3	1/1	5/3	3/2	7/4	9/5	14/8	13/7	20/12	25/13	24/12	23/12	27/14	22/13	18/10	14/9	15/9
Pass Yards / Play	6/4	3/2	2/1	3/1	9/3	7/2	11/4	5/2	12/6	22/10	21/10	19/8	22/9	23/10	18/7	18/8	16/7
INT Rate	13t/6	6/3	14/7	10/5	18/8	18/8	24/10	16t/6t	14/5	13/5	7/4	12/5	11/5	8/5	7/4	9/4	9/4
Sacks / Pass Att.	16t/10	24/12	21/10	20/11	16/8	24/12	19/10	10/7	14/8	16/9	12/9	10/6	19/11	19/11	8/6	7/6	5/4
1st Downs / Game	3/1	2/2	5/4	5/3	10/5	12/6	12/6	11/6	13/6	19/9	19t/10t	17t/7	24/12	24t/12t	18t/8t	15/7	20/9
3rd Down Pct	1/1	24/11	22/10	20/11	27/14	23t/13t	21/13	9/5	23/12	28/14	26/13	27/13	29/15	29/15	28/14	29/15	29/15
4th Down Pct	1t/1t	1t/1t	2t/1t	1t/1t	1t/1t	1t/1t	2/2	4t/2t	4t/2t	3t/2	4/2	3/2	3/2	2t/1t	2t/1t	2/1	3/1
Red Zone Pct	13t/6t	25t/13t	22/11	24t/12	27t/13	24t/11t	26/12	18t/8t	20/9	7t/5	5/3	7t/4t	9/5	8/5	7/5	8/6	9/6
Goal to Go%	11t/5t	13t/6t	14/6	20/9	27/13	29/13	29/13	26t/12	28/13	23/11	14t/6t	12/4	8t/4	7/4	8/4	9t/5	10/5
Points / Game	1/1	1/2	2t/2	2/1	10/5	8/6	7/5	5/3	9/5	4t/2t	5/3	7/3	8/3	14/7	13t/6	14/6	15/7
Point Diff. / Game	3/1	10t/4t	5/2	6/3	18/8	16/9	16/9	15/8	19t/10t	18/10	16/9	17/9	18t/10	21t/11t	22/12	22t/12	25/14
Yard Diff. / Game	1t/1	1/1	3/2	4/2	9/5	11/6	13/8	11/6	20/11	24/15	23/14	24/15	26/15	27/15	27/15	27/15	28/15

SPECIAL TEAMS RANKINGS (NFL/NFC) AFTER WEEK...

	1	2	3	4	5	6	7	8	9	10	11	12	13	14	15	16	17
FG Made	1t/1t	17t/8	11/7t	18t/9t	14t/8	14/7	9t/5t	15t/7	13t/6	11/6	15/7	15/7	14/7	13/7	10/6	6/5	8t/6
Punt Return Avg.	18t/9t	20t/8t	16/6	18/7	19/7	19/6	20/7	23/8	24/9	26/11	26/11	12/3	17/4	22/7	28/13	26/11	25/10
Kick Return Avg.	23/9	28/14	31/15	32/16	30/15	31/15	31/15	31/15	30/15	31/15	31/15	31/15	30/14	25/14	28/14	25/14	30/15
Punt Cov. Avg.	28t/14	30/15	27/13	26/13	23/12	20/12	16/9	10/5	10/5	9/4	10/5	7/3	8/4	12/7	25/14	27/15	24/14
Kick Cov. Avg.	1t/1t	8t/6	12/6	13/6	12/5	7/3	10/3	13t/6t	14/7	14/7	13/6	10/4	12/4	11/4	12/5	14t/7t	15t/7t

2018 SEASON IN REVIEW

2018 NFL STANDINGS AND RESULTS

NATIONAL FOOTBALL CONFERENCE

East Division

Team	W	L	T	Pct	Conf	Div	Streak
Cowboys	10	6	0	.625	9-3-0	5-1-0	Won 2
Eagles	9	7	0	.563	6-6-0	4-2-0	Won 3
Redskins	7	9	0	.438	6-6-0	2-4-0	Lost 2
Giants	5	11	0	.313	4-8-0	1-5-0	Lost 3

North Division

Team	W	L	T	Pct	Conf	Div	Streak
Bears	12	4	0	.750	10-2-0	5-1-0	Won 4
Vikings	8	7	1	.531	6-5-1	3-2-1	Lost 1
Packers	6	9	1	.406	3-8-1	1-4-1	Lost 1
Lions	6	10	0	.375	4-8-0	2-4-0	Won 1

South Division

Team	W	L	T	Pct	Conf	Div	Streak
Saints	13	3	0	.813	9-3-0	4-2-0	Lost 1
Falcons	7	9	0	.438	7-5-0	4-2-0	Won 3
Panthers	7	9	0	.438	5-7-0	2-4-0	Won 1
Buccaneers	5	11	0	.313	4-8-0	2-4-0	Lost 4

West Division

Team	W	L	T	Pct	Conf	Div	Streak
Rams	13	3	0	.813	9-3-0	6-0-0	Won 2
Seahawks	10	6	0	.625	8-4-0	3-3-0	Won 2
49ers	4	12	0	.250	2-10-0	1-5-0	Lost 2
Cardinals	3	13	0	.188	3-9-0	2-4-0	Lost 1

AMERICAN FOOTBALL CONFERENCE

East Division

Team	W	L	T	Pct	Conf	Div	Streak
Patriots	11	5	0	.688	8-4-0	5-1-0	Won 2
Dolphins	7	9	0	.438	6-6-0	4-2-0	Lost 3
Bills	6	10	0	.375	4-8-0	2-4-0	Won 1
Jets	4	12	0	.250	3-9-0	1-5-0	Lost 3

North Division

Team	W	L	T	Pct	Conf	Div	Streak
Ravens	10	6	0	.625	8-4-0	3-3-0	Won 3
Steelers	9	6	1	.594	6-5-1	4-1-1	Won 1
Browns	7	8	1	.469	5-6-1	3-2-1	Lost 1
Bengals	6	10	0	.375	4-8-0	1-5-0	Lost 2

South Division









Team	W	L	T	Pct	Conf	Div	Streak
Texans	11	5	0	.688	9-3-0	4-2-0	Won 1
Colts	10	6	0	.625	7-5-0	4-2-0	Won 4
Titans	9	7	0	.563	5-7-0	3-3-0	Lost 1
Jaguars	5	11	0	.313	4-8-0	1-5-0	Lost 1

West Division









Team	W	L	T	Pct	Conf	Div	Streak
Chiefs	12	4	0	.750	10-2-0	5-1-0	Won 1
Chargers	12	4	0	.750	9-3-0	4-2-0	Won 1
Broncos	6	10	0	.375	4-8-0	2-4-0	Lost 4
Raiders	4	12	0	.250	3-9-0	1-5-0	Lost 1

NFL PLAYOFF RESULTS



Wild Card Round

	Saturday, Jan. 5 Indianapolis Colt 21, Houston Texans 7	
	Saturday, Jan. 5 Dallas Cowboys 24, Seattle Seahawks 22	
	Sunday, Jan. 6 Los Angeles Chargers 23, Baltimore Ravens 17	
	Sunday, Jan. 6 Philadelphia Eagles 16, Chicago Bears 15	



Divisional Round

	Saturday, Jan. 12 Kansas City Chiefs 31, Indianapolis Colts 13	
	Saturday, Jan. 12 Los Angeles Rams 30, Dallas Cowboys 22	
	Sunday, Jan. 13 New England Patriots 41, Los Angeles Chargers 28	
	Sunday, Jan. 13 New Orleans Saints 20, Philadelphia Eagles 14	



NFC Championship

	Sunday, Jan. 20 Los Angeles Rams 26, New Orleans 23	
---	--	---

AFC Championship



	Sunday, Jan. 20 New England Patriots 37, Kansas City Chiefs 31	
---	---	---

Pro Bowl

	Sunday, Jan. 27 AFC 26, NFC 7	
---	----------------------------------	---



Super Bowl LIII

	Sunday, Feb. 3 New England Patriots 13, Los Angeles Rams 3	
---	---	---

2018 SEASON IN REVIEW

600 CLUB

With their 16-13 win over the Jacksonville Jaguars, the Redskins will become the fifth NFL franchise to record 600 wins in regular season play.

Franchise (Founded)	Regular Season Wins
1. Chicago Bears (1920)	758
2. Green Bay Packers (1921)	742
3. New York Giants (1925)	692
4. Pittsburgh Steelers (1933)*	622
5. Washington Redskins (1932)	600



**WASHINGTON REDSKINS 20
NEW YORK GIANTS 14
OCT. 19, 1969 - RFK STADIUM**

WIN '200'

Larry Brown rushed for 105 yards and Charlie Harraway notched two rushing touchdowns, as the Redskins edged the Giants 20-14. Sonny Jurgensen connected 11-of-22 pass attempts for 111 yards to complement a rushing attack that recorded 172 combined yards. The Redskins scored 20 unanswered points and Rickie Harris sealed the comeback with an 86-yard punt return for a touchdown late in the fourth quarter.



**WASHINGTON REDSKINS 10
CHICAGO BEARS 9
DEC. 9, 1990 - RFK STADIUM**

WIN '400'


After trailing 9-0 at halftime, the Washington Redskins were able to shut down the Bears offense in the second half and win 10-9. Despite five interceptions, Redskins quarterback Mark Rypien threw a critical touchdown pass to Gary Clark. Clark finished with six receptions for 85 yards in the victory. Kicker Chip Lohmiller sealed the win with 2:14 left in the game on a 35-yard field goal.



**WASHINGTON REDSKINS 40
BOSTON YANKS 13
DEC. 14, 1947 - GRIFFITH STADIUM**

WIN '100'

Sammy Baugh completed 25-of-41 pass attempts for 343 yards and three touchdowns as the Redskins cruised to a 40-13 victory over the Boston Yanks. Dick Poillon recorded one receiving touchdown, one rushing touchdown and kicked four extra points in the victory. Both teams combined to turn the ball over eight times, but the Redskins capitalized on the mistakes gaining 574 total yards from scrimmage and 28 first downs.



**WASHINGTON REDSKINS 16
NEW YORK GIANTS 13
DEC. 13, 1980 - RFK STADIUM**

WIN '300'

The Redskins rallied from a 10-0 first half deficit to secure a 16-13 win over the New York Giants. Quarterback Joe Theismann went 16-for-32 for 136 yards and a touchdown pass to Bob Hammond to complete the comeback. Mark Murphy and Rich Milot led the defense with one interception each and kicker Mark Mosely tied the game in the fourth quarter en route to the win.



**WASHINGTON REDSKINS 16
TAMPA BAY BUCCANEERS 10
SEPT. 12, 2004 - FEDEXFIELD**

WIN '500'

Clinton Portis rushed for 148 yards and a touchdown on 29 carries and kicker John Hall notched three field goals in a 16-10 win over the Tampa Bay Buccaneers. Portis scored the only offensive touchdown of the game in the first quarter on a 64-yard rushing touchdown. Antonio Pierce tallied an interception and the defense recorded four sacks, five passes defended and two forced fumbles to limit Tampa Bay's offense.

2018 DRAFT RECAP

TEAM DRAFT NOTES

» Dating back to 2011, the Redskins have now selected at least seven players in eight consecutive drafts for the first time since the league adopted the seven-round format in 1994.

» Including their 10 selections in the 2017 NFL Draft, the Redskins have now selected eight or more players in back-to-back drafts for only the third time since the NFL adopted the seven-round format in 1994, including instances in 2011-12, 2014-15 and 2017-18.

» The Redskins made two trades during the draft. On Day 2, the Redskins sent the Nos. 44 and 142 overall picks to the San Francisco 49ers for the Nos. 59 and 74 overall selections. On Day 3, the team traded the Nos. 205 and 231 picks to the Los Angeles Rams for the Nos. 197 and 256 selections.

» Of the Redskins' eight selections, seven were made with picks acquired by trade, including draft-day trades with San Francisco (RB Derrius Guice and T Geron Christian) and the Los Angeles Rams (LB Shaun Dion Hamilton and WR Trey Quinn), an offseason trade with Denver (S Troy Apke and DL Tim Settle) and a 2017 preseason trade with the Rams (CB Greg Stroman).

» The Redskins' seven selections with picks acquired by trades are the team's most since 2011 (eight). The only player selected by Washington with one of the team's original picks was DL Daron Payne with the No. 13 overall selection.

» The Redskins have selected at least four players with picks acquired via trade in each of the last five drafts. It is the team's longest such stretch since a five-draft span from 1985-89.

» The Redskins selected two pairs of college teammates in the same draft for the first time since 2012.

» The Redskins have now selected at least one pair of college teammates in six of the last eight drafts (Nebraska's Roy Helu Jr., DeJon Gomes and Niles Paul in 2011; SMU's Josh LeRibeus and Richard Crawford and Iowa's Adam Gettis and Jordan Bernstine in 2012; Florida State's Chris Thompson and Brandon Jenkins in 2013; Arkansas' Martrell Spaight and Tevin Mitchell in 2015; Alabama's Jonathan Allen and Ryan Anderson in 2017; Alabama's Daron Payne and Shaun Dion Hamilton and Virginia Tech's Tim Settle and Greg Stroman in 2018).

» The 2018 NFL Draft marks the sixth time the Redskins have selected a pair of teammates out of Alabama (1941, 1948, 1951, 1962 and 2017).

» The 2018 NFL Draft marks the first time the Redskins have selected a pair of teammates out of Virginia Tech.

» The Redskins have now selected a pair of college teammates from the same school in back-to-back years for the first time since

1964-65, when the team selected a pair of teammates from Arizona State in both drafts. In those drafts, the Redskins selected Pro Football Hall of Fame HB/WR Charley Taylor and G John Seedborg from Arizona State in 1964, and then added legendary TE Jerry Smith and HB Dave Estrada from the same university in 1965.

» With four selections from the University of Alabama across the 2017-18 drafts, the Redskins selected at least four players from a single school in a two-year span for the first time since selecting T Mark Doak (No. 147 overall), DB Ardell Johnson (No. 277) and G Dennis Pavelka (No. 412) from Nebraska in 1975 and selecting Nebraska DE Dean Gissler (No. 308) in 1976.

» The Redskins made multiple picks in the seventh round for the third consecutive year, marking the team's first three-year stretch with multiple seventh-round picks since selecting at least two players in that round in each of the 2010-12 NFL Drafts.

» The Redskins selected five defensive players and have now picked at least five defensive players in consecutive drafts for the first time since 1989-90, when the draft consisted of 12 rounds.

» The Redskins have now selected at least one defensive lineman in each of the last three drafts (Matt Ioannidis in 2016, Jonathan Allen in 2017 and Daron Payne and Tim Settle in 2018). It marks the first time the team has taken a defensive lineman in three straight drafts since selecting one in each of the 2000-02 drafts, when all three selections were taken in sixth round or later (Del Cowsette in 2000, Mario Monds in 2001 and Greg Scott in 2002).

» The last time the Redskins took a defensive lineman in the fifth round or earlier in three consecutive drafts was from 1991-93 (Bobby Wilson in 1991, Shane Collins in 1992 and Sterling Palmer in 1993).

» All eight of the Redskins' draft picks played their collegiate careers in the Football Bowl Subdivision, marking the sixth straight year the team's entire draft class had played at the FBS level. The last Redskins draft pick to play in the Football Championship Subdivision was South Dakota's Tom Compton (2012).

» Seven of the eight members of the Redskins' draft class played at schools in "Power Five" conferences.

» The Redskins selected three players from the Southeastern Conference, three players from the Atlantic Coast Conference, and one player each from the Big Ten and American Athletic Conferences. The SEC leads all conferences with 14 of the Redskins' 43 selections since 2014, followed by the ACC with 10 selections.

DL DARON PAYNE (RD. 1, NO. 13)

» Payne was the 467th selection made by the Redskins in the Common Draft era (since 1967) and the 29th first-round selection in that time frame. He is the 60th first-round selection by the Redskins all-time since the institution of the draft in 1936.

» Payne's selection marks the second straight year in which the Redskins have selected a defensive player with their first selection of the draft (DL Jonathan Allen in 2017). The last time the Redskins selected defensive players with their first selection in consecutive drafts was in the 2013-14 drafts, in which the team selected CB David Amerson and LB Trent Murphy, respectively (both in the second round).

» With the first-round selections of Allen and Payne across the 2017-18 drafts, the Redskins have now selected a defensive player in the first round of consecutive drafts for the first time since 2004 (S Sean Taylor) and 2005 (CB Carlos Rogers).

» The selections of Payne and Allen – both University of Alabama products – in the first round of back-to-back years marks the first time the Redskins have selected players from the same school in the first round of consecutive drafts in the Common Draft era. It is the second such occurrence in the team's full draft history, including the selections of Oklahoma's George Thomas and Leon Heath in the 1950 and 1951 drafts, respectively.

» Payne and Allen became the first set of college teammates



2018 DRAFT RECAP (CONT.)

from the same position group selected by the same NFL franchise in consecutive first rounds since the San Francisco 49ers took Oregon defensive linemen Arik Armstead and DeForest Buckner in the 2015-16 drafts, respectively.

» Payne is the 10th defensive player selected by the Redskins in the first round since 1999, joining CB Champ Bailey (1999), LB LaVar Arrington (2000), S Sean Taylor (2004), CB Carlos Rogers (2005), S LaRon Landry (2007), DE/LB Brian Orakpo (2009), LB Ryan Kerrigan (2011) and DL Jonathan Allen (2017). Nine of the 10 defensive players selected by the Redskins in the first round in that time frame have earned at least one Pro Bowl selection during their career. The lone exception – Allen – was limited to five games by a season-ending Lisfranc injury as a rookie last year.

» Payne's selection marks the sixth time in the Common Draft era that the Redskins have selected a defensive lineman in the first round, joining Jonathan Allen (2017), Ryan Kerrigan (2011), Brian Orakpo (2009, transitioned to linebacker in 2010), Kenard Lang (1997) and Bobby Wilson (1991). The Redskins also selected Tracy Rucker (1989, third round), Markus Koch (1986, second round), Bob Slater (1984, second round), Duncan McColl (1977, fourth round) and Bill Brundige (1970, second round) with the team's first selections of each of the drafts listed.

» With the selections of Payne and Allen, the Redskins have now used first-round selections on defensive linemen in consecutive drafts for the first time in the Common Draft era.

» Payne is the 24th player from the University of Alabama selected by the Redskins all-time, joining B Riley Smith (1936), B Charley Holm (1939), E Sandy Sanford (1940), T Fred Davis (1941), G Ed Hickerson (1941), G Tony Leon (1943), B Bobby Jenkins (1945), T Fay Mills (1946), B Harry Gilmer (1948), B Lowell Tew (1948), T Dick Flowers (1949), E Ed White (1950), B Eddie Salem (1951), C Elliot Speed (1951), B Billy Hicks (1956), T Billy Neighbors (1962), E Tommy Brooker (1962), DB Steve Higginbotham (1972), DT Thomas Rayam (1990), T Chris Samuels (2000), G Arie Kouandjio (2015), DL Jonathan Allen (2017) and LB Ryan Anderson (2017).

» Payne's selection at No. 13 marks the fifth-highest the Redskins have selected a player from the University of Alabama, trailing B Harry Gilmer (No. 1 in 1948), B Riley Smith (No. 2 in 1936), T Chris Samuels (No. 3 in 2000) and B Lowell Tew (No. 4 in 1948).

» Payne is the eighth Southeastern Conference product selected by the Redskins in the first round in the Common Draft era. The Redskins have now selected an SEC product in the first round of consecutive drafts for the first time since 1999 (Georgia CB Champ Bailey) and 2000 (Alabama T Chris Samuels).

» Payne becomes the third player selected by the Redskins all-time with the No. 13 overall pick, joining FB Ray McDonald (1967) and DE/LB Brian Orakpo (2009).

RB DERRIUS GUICE (RD. 2, NO. 59)

» Guice was the 468th selection made by the Redskins in the Common Draft era (since 1967) and the 38th second-round selection in that time frame. He is the 56th second-round selection by the Redskins all-time since the institution of the draft in 1936.

» Guice became the first offensive player selected by the Redskins in the second round since the team selected three offensive players in the second round of the 2008 NFL Draft.

» Prior to Guice's selection, the Redskins had selected a defensive player with their last six second-round picks, including the selections of LB Ryan Anderson (2017), S Su'a Cravens (2016), LB Preston Smith (2015), LB Trent Murphy (2014), CB David Amerson (2013) and DL Jarvis Jenkins (2011). (Note: The team did not make a second-round selection in 2012.) The six consecutive second-round picks on defensive players prior to Guice represented the longest stretch used by the Redskins on one side of the ball in the second round in the Common Draft era.

» Guice becomes the first running back selected by the Redskins in the second round since the team drafted Iowa's Ladell Bet-

ts with the No. 56 overall pick in 2002.

» Dating back to 2011, the Redskins have now selected a running back in eight consecutive drafts, the team's longest stretch since taking a running back in nine consecutive years across the 1983-91 drafts, which each consisted of 12 rounds.

» Guice is the 12th LSU product selected by the Redskins all-time, joining E Charlie Webb (1946), B Red Knight (1947), E Charlie Webb (1947), B Dan Sandifer (1948), T Ray Potter (1952), B Vince Gonzales (1956), E Billy Shoemake (1959), RB Bob Brunet (1968), TE Robert Royal (2002), S LaRon Landry (2007) and LB Perry Riley (2010).

» Guice becomes the first LSU product selected by the Redskins in the second round in franchise history. His selection marks the fourth-highest the Redskins have selected a player from LSU, trailing S LaRon Landry's selection at No. 6 overall in 2007, B Red Knight's selection at No. 17 overall in 1947 and B Dan Sandifer's selection at No. 28 overall in 1948.

» Including the selections DL Jonathan Allen and LB Ryan Anderson in 2017 and the selections of DL Da'Ron Payne and Guice in 2018, the Redskins have selected four players from the Southeastern Conference with their four most-recent first- and second-round picks. It marks the first time the Redskins have taken four players from the same conference with four consecutive first- or second-round picks in the Common Draft era.

» Guice becomes the sixth player selected by the Redskins all-time with the No. 59 overall pick, joining T Roy Young (1938), T Bob Hendren (1946), T Hank Harris (1947), B Gary Lowe (1956) and FB Jim Snowden (1964).

» Guice was selected with a pick acquired by the Redskins in a draft day trade in which the Redskins sent the Nos. 44 and 142 overall picks to San Francisco in exchange for the Nos. 59 and 75 overall selections. It marked the Redskins first selection using an acquired pick in the 2018 NFL Draft. The No. 59 overall selection originally belonged to the New Orleans Saints, who traded the pick to San Francisco during the 2017 NFL Draft for the right to select 2017 Offensive Rookie of the Year Alvin Kamara.

T GERON CHRISTIAN (RD. 3, NO. 74)

» Christian was the 469th selection made by the Redskins in the Common Draft era (since 1967) and the 35th third-round selection in that time frame. He is the 65th third-round selection by the Redskins all-time since the institution of the draft in 1936.

» Christian became the first offensive lineman selected by the Redskins in the third round since the team selected two linemen – T Morgan Moses and G/C Spencer Long – in the third round of the 2014 NFL Draft. Those two players combined to appear in 96 regular season games with 80 starts for the Redskins across the 2014-17 campaigns.

» Christian became the ninth offensive lineman selected by the Redskins in the first three rounds since 2000. Three of the offensive linemen selected in that timespan (Chris Samuels in 2000, Trent Williams in 2010 and Brandon Scherff in 2015) have combined for 14 career Pro Bowl appearances.

» Christian is the fifth player from Louisville selected by the Redskins all-time, joining T Ron Petty (1961), TE Jamie Asher (1995), LB Robert McCune (2005) and LB Josh Harvey-Clemons (2017).

» With Christian's selection in 2018 and the seventh-round selection of LB Josh Harvey-Clemons in 2017, the Redskins have now selected a Louisville product in consecutive drafts for the first time in team history.

» Christian becomes the first Louisville product selected by the Redskins in the third round in franchise history. His selection at No. 74 marks the highest the Redskins have selected a player from Louisville, surpassing TE Jamie Asher's No. 137 overall selection in the 1995 NFL Draft.

2018 DRAFT RECAP [CONT.]

» Christian became the fourth player selected by the Redskins all-time with the No. 74 overall pick, joining G Marcel Saunders (1936), E Russ Brown (1964) and G Paul Siever (1992).

DB TROY APKE (RD. 4, NO. 109)

» Apke was the 470th selection made by the Redskins in the Common Draft era (since 1967) and the 34th fourth-round selection in that time frame. He is the 49th fourth-round selection by the Redskins all-time since the institution of the draft in 1936.

» Apke's selection with the No. 109 overall pick marks the highest the Redskins have selected a safety since selecting LaRon Landry with the No. 6 overall pick in the 2007 NFL Draft. (Note: Su'a Cravens was initially selected as a linebacker with the No. 53 overall pick in 2016).

» Apke became the second safety selected by the Redskins in the fourth round in the past two years after the team selected Montae Nicholson with the No. 123 overall pick in the 2017 NFL Draft. Apke and Nicholson are both natives of Allegheny County, Pennsylvania, as Apke played his high school career at Mt. Lebanon High School and Nicholson completed his prep career at Gateway High School, approximately 25 miles away.

» The 2017-18 drafts mark the Redskins' first time selecting the same position in the fourth round in back-to-back years since selecting linebackers Shawn Barber and Nate Stimson in the fourth round of the 1998 and 1999 NFL Drafts, respectively.

» Apke was the 22nd Penn State product selected by the Redskins all-time, joining G Johnny Jaffurs (1943), B Joe Colone (1947), B Don Bailey (1955), E Jack Faris (1958), QB Richie Lucas (1960), T Andy Stynchula (1960), G Earl Kohlhaas (1960), B Jim Kerr (1961), E Bob Mitinger (1962), B Ton Urbanik (1964), DB Paul Johnson (1970), LB James Kates (1970), LB Rich Milot (1979), LB Larry Kubin (1981), LB Andre Collins (1990), G Paul Siever (1992), WR Terry Smith (1992), C Greg Huntington (1993), T Andre Johnson (1996), LB LaVar Arrington (2000) and RB Evan Royster (2011).

» Penn State's 22 all-time selections by the Redskins are the fourth-most of any program, trailing Notre Dame (34), USC (30) and Alabama (24). Their 12 selections by the Redskins in the Common Draft era are tied with Nebraska for the most in that timeframe.

» Apke became the first defensive player from Penn State selected by the Redskins since selecting three-time Pro Bowl linebacker LaVar Arrington with the No. 2 overall pick in the 2000 NFL Draft.

» Apke becomes the sixth player selected by the Redskins all-time with the No. 109 overall pick, joining G Henry Bartos (1938), T Monte Moncrief (1946), RB Jamie Morris (1988), DB Rico Labbe (1990) and QB Sage Rosenfels (2001).

DL TIM SETTLE (RD. 5, NO. 163)

» Settle was the 471st selection made by the Redskins in the Common Draft era (since 1967) and the 49th fifth-round selection in that time frame. He is the 74th fifth-round selection by the Redskins all-time since the institution of the draft in 1936.

» Settle was the second defensive lineman selected by the Redskins in the fifth round in the past three drafts. The team selected DL Matt Ioannidis with the No. 152 overall pick in the 2016 NFL Draft.

» With the selection of Settle and the first-round selection of DL Da'Ron Payne, the Redskins have now selected two defensive linemen in the same draft for the first time since selecting Anthony Montgomery and Kedric Golston in the 2006 NFL Draft.

» Settle played his prep career at Stonewall Jackson H.S. in Manassas, Va., approximately 25 miles from team headquarters in Ashburn, Va. Including the selection of Stone Bridge H.S.'s Jonathan Allen last year, the Redskins have now selected players from the Northern Virginia metro area in back-to-back drafts.

» Settle was the seventh Virginia Tech product selected by the

Redskins all-time, joining C Buzz Nutter (1953), E Tom Petty (1955), TE Ken Barefoot (1968), T Derek Smith (1999), DB Kyshoen Jarrett (2015) and CB Kendall Fuller (2016).

» Settle became the third Virginia Tech product selected by the Redskins in the last four drafts, with all three picks coming on the defensive side of the ball.

» Settle became the fourth player selected by the Redskins all-time with the No. 163 overall pick, joining T Doug Conaway (1952), TE Danzell Lee (1985) and DE Dexter Nottage (1994).

LB SHAUN DION HAMILTON (RD. 6, 197)

» Hamilton was the 472nd selection made by the Redskins in the Common Draft era (since 1967) and the 57th sixth-round selection in that time frame. He is the 83rd sixth-round selection by the Redskins all-time since the institution of the draft in 1936.

» Hamilton was the second linebacker from Alabama selected by the Redskins in the last two drafts, joining LB Ryan Anderson (No. 49 overall in 2017). Including the selections of DL Jonathan Allen and DL Da'Ron Payne in the 2017 and 2018 drafts, respectively, the Redskins have now selected a defensive lineman and linebacker from Alabama in back-to-back drafts.

» Hamilton was the 25th player from the University of Alabama selected by the Redskins all-time, joining B Riley Smith (1936), B Charley Holm (1939), E Sandy Sanford (1940), T Fred Davis (1941), G Ed Hickerson (1941), G Tony Leon (1943), B Bobby Jenkins (1945), T Fay Mills (1946), B Harry Gilmer (1948), B Lowell Tew (1948), T Dick Flowers (1949), E Ed White (1950), B Eddie Salem (1951), C Elliot Speed (1951), B Billy Hicks (1956), T Billy Neighbors (1962), E Tommy Brooker (1962), DB Steve Higginbotham (1972), DT Thomas Rayam (1990), T Chris Samuels (2000), G Arie Kouandjio (2015), DL Jonathan Allen (2017), LB Ryan Anderson (2017) and DL Da'Ron Payne (2018).

» Alabama's 25 all-time selections by the Redskins are third-most from any school in franchise history, trailing only Notre Dame (34) and USC (30).

» Hamilton becomes the third player selected by the Redskins all-time with the No. 197 overall pick, joining T Len Vella (1962) and QB Gus Frerotte (1994).

DB GREG STROMAN (RD. 7, NO. 241)

» Stroman was the 473rd selection made by the Redskins in the Common Draft era (since 1967) and the 62nd seventh-round selection in that time frame. He is the 93rd seventh-round selection by the Redskins all-time since the institution of the draft in 1936.

» Stroman was the eighth Virginia Tech product selected by the Redskins all-time, joining C Buzz Nutter (1953), E Tom Petty (1955), TE Ken Barefoot (1968), T Derek Smith (1999), DB Kyshoen Jarrett (2015), CB Kendall Fuller (2016) and DL Tim Settle (2018).

» With Stroman's selection, the Redskins selected teammates from Virginia Tech in a single draft for the first time in team history.

» In addition to playing collegiately with fifth-round pick Tim Settle, Stroman played his prep career with Settle at Stonewall Jackson H.S. in Manassas, Va., approximately 25 miles from team headquarters in Ashburn, Va.

» Stroman was the third Virginia Tech defensive back selected by the Redskins in the last four drafts, joining the selections of DB Kyshoen Jarrett (2015) and CB Kendall Fuller (2016).

» The Redskins have now selected a cornerback in the seventh round in back-to-back years, including the selection of Joshua Holsey in 2017.

» Stroman becomes the third player selected by the Redskins all-time with the No. 241 overall pick, joining T George Tolford (1961) and WR Lawrence McCullough (1980).

2018 SEASON IN REVIEW

2018 DRAFT RECAP (CONT.)

WR TREY QUINN (RD. 7, NO. 256)

» Quinn was the 474th selection made by the Redskins in the Common Draft era (since 1967) and the 63rd seventh-round selection in that time frame. He is the 94th seventh-round selection by the Redskins all-time since the institution of the draft in 1936.

» Quinn was selected with the final pick of the 2018 NFL Draft, a selection now known as “Mr. Irrelevant.” The nomenclature began in 1976, and is part of “Irrelevant Week,” described thusly by the organizers’ website: “Over the past 40 years, Irrelevant Week has become a much-anticipated and beloved celebration honoring football’s underdog, while also making charitable contributions to the community. Through Irrelevant Week, the organization has donated more than \$1 million to charities over the past three decades. Previous beneficiaries include the American Cancer Society, Big Brothers Big Sisters, Goodwill Industries, YMCA, Special Olympics, Habitat for Humanity, NFL Alumni, and the American Red Cross, among others.”

» Quinn was the second member of the Redskins to be tabbed as Mr. Irrelevant since its inception in 1976, joining Nebraska C Matt Elliott (1992). The Redskins also selected G Bo Bogovich with the last pick of the 1943 NFL Draft prior to the adoption of the pick’s nickname in 1976.

» Quinn was the eighth SMU product selected by the Redskins all-time, joining T Sid Halliday (1945), E Gabby Martin (1945), C Dick Hightower (1952), E Ben White (1952), WR Aldrick Robinson (2011), G Josh LeRibeus (2012) and CB Richard Crawford (2012).

» The Redskins selected a total of four SMU products from 1936-2010, including two selections from the school in each of the 1945 and 1952 NFL Drafts. Including Quinn, the Redskins have now selected four SMU products in the last eight drafts since 2011.

» Quinn became the second player selected by the Redskins all-time with the No. 256 overall pick, joining G Ed Pucci (1953).



Photo: Nina Kylie

2018 SUPPLEMENTAL DRAFT RECAP

CB ADONIS ALEXANDER (RD. 6)

» Alexander was the fifth selection made by the Redskins from the Supplemental Draft (since 1977) and the first sixth-round selection in that time frame.

» Including the NFL Draft and Supplemental Draft, Alexander was the ninth Virginia Tech product selected by the Redskins all-time, joining C Buzz Nutter (1953), E Tom Petty (1955), TE Ken Barefoot (1968), T Derek Smith (1999), DB Kyshoen Jarrett (2015), CB Kendall Fuller (2016), DL Tim Settle (2018) and CB Greg Stroman (2018).

» With Alexander’s selection, the Redskins selected teammates from Virginia Tech in a single draft year for the first time in team history.

» Including combined picks in the NFL Draft and Supplemental Draft, Alexander was the fourth Virginia Tech defensive back selected joining the selections of DB Kyshoen Jarrett (2015), CB Kendall Fuller (2016), Greg Stroman (2018) from the NFL Draft.

» The Redskins have now selected a cornerback for the first time in the Supplemental Draft. Alexander becomes the second player from the college ranks and second defensive player selected joining DE Jeremy Jarmon (2009).

» With the selection of Alexander in the Supplemental Draft and the selection of his Virginia Tech teammates DL Tim Settle and CB Greg Stroman in the NFL Draft, the Redskins have now selected at least three players from the same school for the 12th time since 1936. The last time the Redskins selected three college teammates in the same draft was 2011 when Washington selected RB Roy Helu, S DeJon Gomes and WR Niles Paul from Nebraska with consecutive picks in the NFL Draft.

» With the selection of Alexander in the Supplemental Draft and the selection of his Virginia Tech teammates DL Tim Settle and CB Greg Stroman in the NFL Draft, marks the first time that all three players picked in the same draft year played on the same defensive unit in college before becoming eligible for either draft.

REDSKINS SUPPLEMENTAL DRAFT HISTORY

Year	Rd. (Pick)	Name		College/Team
1984	1 (27)	Tony Zendejas	K	L.A. Express
1984	2 (55)	Gary Clark	WR	Jacksonville Bulls
1984	3 (83)	Clarence Verdin	WR	Houston Gamblers
2009	3	Jeremy Jarmon	DE	Kentucky
2018	6	Adonis Alexander	CB	Virginia Tech

The 1984 Redskins supplemental draft gave the team the rights to the players who had been eligible to be drafted but were not because they were under contract with teams in the United States Football League or the Canadian Football League.



Gary Clark

2018 SEASON IN REVIEW

TENTATIVE 2019 NFL DRAFT ORDER

The Draft order is determined by the following procedures:

(A) The winner of the Super Bowl game shall select last and the loser of such game shall select next-to-last in all rounds, regardless of the record of such participating clubs in the regular season.

(B) The losers of the Conference championship games shall select 29th and 30th in all rounds, according to the reverse order of their standing.

(C) The losers of the Divisional playoff games shall select in the 25th through 28th positions in all rounds, according to the reverse order of their standing.

(D) The losers of the Wild Card games shall select in the 21st through 24th positions in all rounds, according to the reverse order of their standing.

(E) Clubs not participating in the playoffs shall select in the first through 20th positions in all rounds, according to the reverse order of their standing.

If, after all the foregoing procedures have been applied, ties still exist in any grouping except (A) above, such ties shall be broken by figuring the aggregate won-lost-tied percentage of each involved club's regular season opponents and awarding preferential selection order to the club which faced the schedule of teams with the lowest aggregate won-lost-tied percentage.

If ties still exist, the divisional or conference tie-breaking method, if applicable, shall be applied. If neither the divisional nor the conference tie-breaking methods are applicable, ties shall be broken by a coin flip conducted by the Commissioner.

Clubs involved in two-club ties will alternate positions from round-to-round. In ties that involve three or more clubs, the club at the top of a tied segment in a given round will move to the bottom of the segment for the next round, while all other clubs in the segment move up one position. This rotation continues throughout the Draft.

2019 NFL FIRST ROUND DRAFT ORDER

PICK	TEAM	TEAM				OPPONENTS			
		WIN	LOSS	TIE	PCT.	WIN	LOSS	TIE	PCT.
1	Arizona Cardinals	3	13	0	0.188	134	120	2	0.529
2	San Francisco 49ers	4	12	0	0.250	128	126	2	0.504
3	New York Jets	4	12	0	0.250	128	125	3	0.506
4	Oakland Raiders	4	12	0	0.250	139	114	3	0.549
5	Tampa Bay Buccaneers	5	11	0	0.313	133	121	2	0.523
6	New York Giants	5	11	0	0.313	135	121	0	0.527
7	Jacksonville Jaguars	5	11	0	0.313	140	115	1	0.549
8	Detroit Lions	6	10	0	0.375	127	125	4	0.504
9	Buffalo Bills	6	10	0	0.375	133	121	2	0.523
10	Denver Broncos	6	10	0	0.375	133	121	2	0.523
11	Cincinnati Bengals	6	10	0	0.375	135	117	4	0.535
12	Green Bay Packers	6	9	1	0.400	124	130	2	0.488
13	Miami Dolphins	7	9	0	0.438	119	135	2	0.469
14	Atlanta Falcons	7	9	0	0.438	122	131	3	0.482
15	Washington Redskins	7	9	0	0.438	124	131	1	0.486
16	Carolina Panthers	7	9	0	0.438	129	125	2	0.508
17	Cleveland Browns	7	8	1	0.467	131	123	2	0.516
18	Minnesota Vikings	8	7	1	0.533	128	126	2	0.504
19	Tennessee Titans	9	7	0	0.563	133	123	0	0.520
20	Pittsburgh Steelers	9	6	1	0.600	128	126	2	0.504
21	Seattle Seahawks	10	6	0	0.625	123	131	2	0.484
22	Baltimore Ravens	10	6	0	0.625	125	127	4	0.496
23	Houston Texans	11	5	0	0.688	120	135	1	0.471
24	Oakland Raiders (via CHI)	12	4	0	0.750	108	144	4	0.430
25	Philadelphia Eagles	9	7	0	0.563	132	123	1	0.518
26	Indianapolis Colts	10	6	0	0.625	119	137	0	0.465
27	Oakland Raiders (via DAL)	10	6	0	0.625	125	131	0	0.488
28	Los Angeles Chargers	12	4	0	0.750	121	133	2	0.477
29	Kansas City Chiefs	12	4	0	0.750	122	132	2	0.480
30	Green Bay Packers (via NO)	13	3	0	0.813	122	131	3	0.482
31	New England Patriots	11	5	0	0.688	118	136	2	0.465
32	Los Angeles Rams	13	3	0	0.813	122	132	2	0.480

2018 SEASON IN REVIEW

TRENDING

EXTENDING DRIVES

The Redskins were one of the best offenses in 2018 at putting together long drives of 10-plus plays or more. They finished the regular season tied for ninth in the NFL and tied for third in the NFC with 30 total drives of 10 or more plays.

MOST 10+ PLAY DRIVES (2018):

Team	10+ Play Drives
1. Baltimore Ravens	40
2. New England Patriots	35
3. Kansas City Chiefs	34
4. Pittsburgh Steelers	32
5t. Atlanta Falcons	31
5t. Indianapolis Colts	31
5t. Jacksonville Jaguars	31
5t. Los Angeles Rams	31
9t. Washington Redskins	30
9t. New Orleans Saints	30

PASS PROTECTION

When healthy, the Redskins have received stout pass protection since hiring Offensive Line Coach Bill Callahan prior to the 2015 season. Since the 2015 season, the Redskins have allowed 135 total sacks, which ranks tied for 10th in the NFL and tied for fifth in the NFC during that span.

SACKS ALLOWED SINCE 2015:

Team	Sacks All.
1. New Orleans Saints	95
2. Pittsburgh Steelers	98
3. Baltimore Ravens	111
4. New England Patriots	116
5t. Oakland Raiders	123
5t. Los Angeles Chargers	123
7. Los Angeles Rams	125
8t. Washington Redskins	129
8t. New York Giants	129
10. Chicago Bears	131

3RD-AND-1

The acquisition of RB Adrian Peterson along with the continued implementation of the run-pass option packages made the Redskins one of the best offenses in the league in short down and distance. Washington was seventh in the NFL in successful 3rd-and-1 conversion percentage in the 2018.

3RD-AND-SHORT CONVERSIONS (2018):

Team	3rd-and-1 Conversion %
1. New York Giants	85.7
2. Carolina Panthers	84.6
3. Baltimore Ravens	82.4
4. Buffalo Bills	80.0
5. Los Angeles Rams	77.8
6. Tennessee Titans	76.0
7. Washington Redskins	75.0
8. Cincinnati Bengals	73.7
9. Indianapolis Colts	73.3
10. Pittsburgh Steelers	73.1

DIVISION PARITY

Parity has been a topic de jour in recent years, and the league-wide trends provide the evidence. Each year since the 12-team playoff format was adopted in 1990, at least four teams have qualified for the playoffs after missing the postseason the year before. Through 2018, the NFC East and the AFC West are the only divisions to have all four teams earn at least one division title since 2011.

DIVISION CHAMPIONS, 2011-18

NFC EAST

2018	Dallas Cowboys
2017	Philadelphia Eagles
2016	Dallas Cowboys
2015	Washington Redskins
2014	Dallas Cowboys
2013	Philadelphia Eagles
2012	Washington Redskins
2011	New York Giants

AFC EAST

2018	New England Patriots
2017	New England Patriots
2016	New England Patriots
2015	New England Patriots
2014	New England Patriots
2013	New England Patriots
2012	New England Patriots
2011	New England Patriots

NFC NORTH

2018	Chicago Bears
2017	Minnesota Vikings
2016	Green Bay Packers
2015	Minnesota Vikings
2014	Green Bay Packers
2013	Green Bay Packers
2012	Green Bay Packers
2011	Green Bay Packers

AFC NORTH

2018	Baltimore Ravens
2017	Pittsburgh Steelers
2016	Pittsburgh Steelers
2015	Cincinnati Bengals
2014	Pittsburgh Steelers
2013	Cincinnati Bengals
2012	Baltimore Ravens
2011	Baltimore Ravens

NFC SOUTH

2018	New Orleans Saints
2017	New Orleans Saints
2016	Atlanta Falcons
2015	Carolina Panthers
2014	Carolina Panthers
2013	Carolina Panthers
2012	Atlanta Falcons
2011	New Orleans Saints

AFC SOUTH

2018	Houston Texans
2017	Jacksonville Jaguars
2016	Houston Texans
2015	Houston Texans
2014	Indianapolis Colts
2013	Indianapolis Colts
2012	Houston Texans
2011	Houston Texans

NFC WEST

2018	Los Angeles Rams
2017	Los Angeles Rams
2016	Seattle Seahawks
2015	Arizona Cardinals
2014	Seattle Seahawks
2013	Seattle Seahawks
2012	San Francisco 49ers
2011	San Francisco 49ers

AFC WEST

2018	Kansas City Chiefs
2017	Kansas City Chiefs
2016	Kansas City Chiefs
2015	Denver Broncos
2014	Denver Broncos
2013	Denver Broncos
2012	Denver Broncos
2011	Denver Broncos

13 YEARS, NO NFC EAST REPEATS

No division has been more hotly contested in this era than the NFC East, as the 2018 season marked the division's 14th consecutive campaign without a repeat champion, easily the league's longest stretch. No other division has gone more than three years since their last repeat champion.

SEASONS SINCE HAVING A REPEAT CHAMPION (DIVISIONS THROUGH 2017)

Division	Years	Last Repeat Champion
NFC East	14	Philadelphia Eagles (2003-04)
NFC North	3	Green Bay Packers (2011-14)
AFC North	1	Pittsburgh Steelers (2016-17)
AFC South	1	Houston Texans (2015-16)
NFC West	0	Los Angeles Rams (2017-18)
NFC South	0	New Orleans Saints (2017-18)
AFC East	0	New England Patriots (2009-18)
AFC West	0	Kansas City Chiefs (2016-18)

2018 SEASON IN REVIEW

TRENDING

WINNING THE TURNOVER BATTLE

In 2018 the Redskins defense forced 26 turnovers, which was tied for the ninth best mark in the NFL and third best mark in the NFC. On the offensive side of the ball, the Redskins only turned the ball over 19 times in 16 games. Their plus seven turnover differential finished tied for the eighth best mark in the NFL and fifth best in the NFC in the regular season.

MOST TAKEAWAYS (2018):

Team	INT	FR	Total
1. Chicago Bears	27	9	36
2. Cleveland Browns	17	14	31
3. Los Angeles Rams	18	12	30
4. Houston Texans	15	14	29
5t. Denver Broncos	17	11	28
5t. Miami Dolphins	21	7	28
5t. New England Patriots	18	10	28
8. Kansas City Chiefs	15	12	27
9t. Washington Redskins	15	11	26
9t. Indianapolis Colts	15	11	26
9t. Seattle Seahawks	12	14	26

BEST TURNOVER DIFFERENTIAL (2018):

Team	Takeaways	Giveaways	Diff
1. Seattle Seahawks	26	11	+15
2. Houston Texans	29	16	+13
3. Chicago Bears	36	24	+12
4. Los Angeles Rams	30	19	+11
5. New England Patriots	28	18	+10
6. Kansas City Chiefs	27	18	+9
7. New Orleans Saints	24	16	+8
8t. Cleveland Browns	31	24	+7
8t. Denver Broncos	28	21	+7
8t. Washington Redskins	26	19	+7

TOP 10 IN INTERCEPTIONS

The Redskins defense finished the 2018 season with 15 total interceptions, tied for the ninth best mark in the NFL and fourth best mark in the NFC. S DJ Swearinger Sr. led the team with four interceptions followed by CB Josh Norman who registered three interceptions for the first time since 2016. CB Quinton Dunbar and LB Mason Foster both recorded two interceptions on the season giving the Redskins four defenders with multiple interceptions in 2018.

MOST INTERCEPTIONS (2018):

Team	INT
1. Chicago Bears	27
2. Miami Dolphins	21
3t. Los Angeles Rams	18
3t. New England Patriots	18
5t. Cleveland Browns	17
5t. Denver Broncos	17
7t. Buffalo Bills	16
7t. New York Giants	16
9t. Washington Redskins	15
9t. Atlanta Falcons	15
9t. Houston Texans	15
9t. Indianapolis Colts	15
9t. Kansas City Chiefs	15

FORCING THE ISSUE

After the conclusion of the 2018 season, Washington forced 18 fumbles, which was tied for the fourth best mark in the league. CBs Josh Norman and Fabien Moreau and S DJ Swearinger Sr. forced three fumbles each. LBs Zach Brown and Ryan Kerrigan two forced fumbles and DL Matt Ioannidis, Daron Payne, LBs Shaun Dion Hamilton and Mason Foster, CB Greg Stroman and S Ha Ha Clinton-Dix all forced one fumble this season.

FORCED FUMBLES (2018):

Team	FF
1. Kansas City Chiefs	21
2t. New Orleans Saints	19
2t. Houston Texans	19
4t. Washington Redskins	18
4t. Buffalo Bills	18
6. Chicago Bears	17

SINGLE SEASON FORCED FUMBLES

The Redskins defense has forced 18 fumbles this season, which currently ranks tied for the second most in a single season in franchise history.

MOST FORCED FUMBLES IN A SINGLE SEASON:

Year	FF
1. 2015	21
2t. 2018	18
2t. 1995	18
4t. 2011	17
4t. 2007	17
4t. 2005	17
4t. 2002	17

GETTING AFTER THE QUARTERBACK

The Redskins defense finished the 2018 season with 46 total sacks, the seventh best mark in the NFL and fifth best mark in the NFC. OLB Ryan Kerrigan led the team with 13.0 sacks followed by DL Jonathan Allen (8.0) and DL Matt Ioannidis (7.5). Rookie DL Daron Payne finished fourth on the team with 5.0 sacks and the Redskins had a total of 12 players who notched at least one full sack this season.

MOST SACKS (2018):

Team	Sacks
1t. Kansas City Chiefs	52
1t. Pittsburgh Steelers	52
3t. Chicago Bears	50
3t. Minnesota Vikings	50
5t. Arizona Cardinals	49
5t. New Orleans Saints	49
7. Washington Redskins	46
8t. Denver Broncos	44
8t. Green Bay Packers	44
8t. Philadelphia Eagles	44

2018 SEASON IN REVIEW

TRENDING

BUCKLING DOWN IN THE RED ZONE

The Redskins defense was one of the best units in the league when backed up in their own territory. They finished the regular season ranked fifth in the NFL and fourth in the NFC in passer rating allowed inside the 30 yard line.

BEST PASSER RATING ALLOWED INSIDE THE 30 YARD LINE (2018):

Team	Rate Allowed I30
1. New York Giants	80.6
2. Seattle Seahawks	85.1
3. Los Angeles Chargers	86.5
4. Chicago Bears	90.4
5. Washington Redskins	91.2
6. Kansas City Chiefs	91.3
7. Jacksonville Jaguars	91.8
8. Tennessee Titans	92.1
9. New England Patriots	94.5
10. Los Angeles Rams	95.2

BEND DON'T BREAK

Not only did the Redskins excel against the pass in the red zone, but they were also one of the best units in the league in limiting points when their opponents entered their 30 yard line. In 2018, Washington ranked fifth in the NFL and third in the NFC in average points allowed inside the 30 yard line and they ranked ninth in the NFL and fourth in the NFC in fewest points allowed inside the 30 yard line.

FEWEST AVERAGE POINTS ALLOWED INSIDE THE 30 YARD LINE (2018):

Team	i30 Points	i30 Avg. Points
1. Chicago Bears	204	3.71
2. Los Angeles Chargers	254	3.79
3. Philadelphia Eagles	271	3.87
4. Tennessee Titans	226	3.96
5. Washington Redskins	260	4.00
6. Seattle Seahawks	257	4.02
7. Jacksonville Jaguars	250	4.10
8t. Cleveland Browns	346	4.17
8t. Detroit Lions	267	4.17
10t. Green Bay Packers	327	4.19
10t. Miami Dolphins	348	4.19

TWO-MINUTE DEFENSE

The Redskins defense was on the field for 23 possessions in 2018 where the opponents had the ball with two minutes or less remaining in the half. Of those 23 possessions they only surrendered three points, finishing tied with the Seattle Seahawks for the best mark in the NFL.

TWO-MINUTE DEFENSE (2018):

Team	Possessions	Points Allowed
1t. Washington Redskins	23	3
1t. Seattle Seahawks	17	3
3t. Miami Dolphins	23	9
3t. Tennessee Titans	20	9
5. Pittsburgh Steelers	22	10

BIG RETURNS OFF OF INTERCEPTIONS

Of Washington's 15 interceptions in 2018, six of them were returned for 20-plus yards. That is tied for the sixth best mark in the NFL and third best mark in the NFC. CB Josh Norman had the two longest interception returns of 2018, notching a 40 yard return against Philadelphia in Week 13 and a 32 yard return against Tampa Bay in Week 10.

MOST 20+ YARD INTERCEPTION RETURNS (2018):

Team	20+ Yd. INTs
1. Chicago Bears	8
2t. Cincinnati Bengals	7
2t. Los Angeles Rams	7
2t. Miami Dolphins	7
2t. New York Jets	7
6t. Washington Redskins	6
6t. Kansas City Chiefs	6
8t. Atlanta Falcons	5
8t. New Orleans Saints	5
10t. 8 Teams Tied	4

LIMITING KICKOFF RETURNS

Redskins K Dustin Hopkins led the NFL in touchback percentage registering 56 touchbacks on 69 total kickoffs for a percentage of 81.2. Hopkins ability to boot the ball into the end zone on kickoffs along with the team's kick coverage ability this season were key factors in the team leading the league in fewest kickoff return yards allowed and being tied for the league lead in fewest total kickoff returns allowed.

FEWEST KICKOFF RETURNS ALLOWED (2018):

Team	KO Returns Allowed
1t. Washington Redskins	13
1t. Miami Dolphins	13
3. Carolina Panthers	17
4. Jacksonville Jaguars	21
5. Chicago Bears	22

FEWEST KICKOFF RETURN YARDS ALLOWED (2018):

Team	KO Return Yds. Allowed
1. Washington Redskins	295
2. Miami Dolphins	339
3. Jacksonville Jaguars	374
4. Carolina Panthers	406
5. New York Jets	539

BEST KICKOFF TOUCHBACK PERCENTAGE (2018):

Team	TB Pct.
1. Washington Redskins	80.0
2. Miami Dolphins	78.6
3. Carolina Panthers	76.9
4. Chicago Bears	73.0
5. New York Jets	72.3

2018 SEASON IN REVIEW

ALEX SMITH

The Washington Redskins ignited the NFL offseason talks after acquiring Alex Smith via trade with the Kansas City Chiefs on March 14, 2018.

Smith made his Redskins regular season debut at Arizona and led the team to a 24-6 victory at State Farm Stadium in Glendale, Ariz. He finished the game 21-for-30 with 255 yards and two touchdowns. Smith's passer rating of 118.1 ranks eighth all-time in Redskins history in Week 1 matchups and is the fourth best passer rating among Redskins quarterbacks making their first start with the team.

"Yeah, he did a great job, both on schedule and off schedule. That's kind of the MO of his career," said Gruden. "He does a great job of managing the game, keeping us out of negative down and distance and negative plays. He does a great job of extending plays from time to time also, so couldn't be more excited about his performance and moving forward, I think there's a lot to build on there."

Smith picked up his first home win as a Redskin in Week 3 after

"...we came up with Alex Smith, but we had to find a way to get it done. And it wasn't easy because there were a few teams in it that wanted Alex Smith. He chose us and he chose us for a reason. It's because who we are, the legacy of the Washington Redskins, the history of the Washington Redskins."

- Senior Vice President of Player Personnel Doug Williams

leading the offense and helping to score 31 points en route to a 31-17 win over the Green Bay Packers. Smith finished the game 12-for-20 with 220 yards, two touchdown passes and one interception. He picked up his second head-to-head win over fellow 2005 NFL Draft pick Aaron Rodgers and moved to 2-2 all-time against the Cal product.

In the Redskins Week 6 win over the Carolina Panthers, Smith finished the game 21-for-36 for 163 yards, two touchdowns and no interceptions. Smith's 1.2 interception percentage is tied for the fifth best mark in the NFL this season.

The Redskins picked up back-to-back wins over NFC East opponents, defeating the Dallas Cowboys, 20-17, at FedExField in Week 7 and the NY Giants, 20-13, at MetLife Stadium in Week 8. Smith did not commit a turnover in either game and finished a combined 34-for-57 with 356 yards and two touchdowns.

Smith led Washington to its sixth win of the season, 16-3, over Tampa Bay in Week 10. He finished 19-of-27 with 178 yards and one touchdown. Through nine games he only had three interceptions.

Smith suffered a season-ending leg injury in Week 11 against Houston. Prior to the injury he was 12-for-27 for 135 yards passing.

BEST INTERCEPTION % WEEK 1-WEEK 11

Before suffering a season-ending injury in Washington's Week 11 contest against Houston, QB Alex Smith ranked No. 4 in the NFL in interceptions percentage.

Player	Attempts	INT	INT %
1t. Aaron Rodgers	385	1	0.3
1t. Drew Brees	334	1	0.3
3. Matt Ryan	387	4	1.0
4. Alex Smith	328	5	1.5
5t. Jared Goff	381	6	1.6
5t. Joe Flacco	379	6	1.6
5t. Dak Prescott	305	5	1.6
5t. Eli Manning	364	6	1.6
9. Kirk Cousins	409	7	1.7
10t. Cam Newton	329	6	1.8
10t. Russell Wilson	278	5	1.8



ACTIVE NFL QB CAREER LEADERBOARD

PASSING TOUCHDOWNS

Player	Seasons	TD
1. Drew Brees	2001-2018(18)	520
2. Tom Brady	2000-2018(19)	517
3. Philip Rivers	2004-2018(15)	374
4. Ben Roethlisberger	2004-2018(15)	363
5. Eli Manning	2004-2018(15)	360
6. Aaron Rodgers	2005-2018(14)	338
7. Matt Ryan	2008-2018(11)	295
8. Matthew Stafford	2009-2018(10)	237
9. Joe Flacco	2008-2018(11)	212
10. Russell Wilson	2012-2018 (7)	196
11. Alex Smith	2005-2018(12)	193

PASS COMPLETIONS

Player	Seasons	Comp.
1. Drew Brees	2001-2018(18)	6,586
2. Tom Brady	2000-2018(19)	6,004
3. Eli Manning	2004-2018(15)	4,804
4. Ben Roethlisberger	2004-2018(15)	4,616
5. Philip Rivers	2004-2018(15)	4,518
6. Matt Ryan	2008-2018(11)	4,052
7. Aaron Rodgers	2005-2018(14)	3,560
8. Joe Flacco	2008-2018(11)	3,499
9. Matthew Stafford	2009-2017(10)	3,372
10. Alex Smith	2005-2018(13)	3,082

PASSING YARDS

Player	Seasons	Yards
1. Drew Brees	2001-2018(18)	74,437
2. Tom Brady	2000-2018(19)	70,514
3. Ben Roethlisberger	2004-2018(15)	56,194
4. Eli Manning	2004-2018(15)	55,981
5. Philip Rivers	2004-2018(15)	54,656
6. Matt Ryan	2008-2018(11)	46,720
7. Aaron Rodgers	2005-2018(14)	42,944
8. Matthew Stafford	2009-2017(9)	38,526
9. Joe Flacco	2008-2018(11)	38,245
10. Alex Smith	2005-2018(13)	34,068

Season ranges listed do not include years in which a player did not appear in game action

2018 SEASON IN REVIEW

JOSH JOHNSON

The Redskins signed veteran quarterback Josh Johnson to provide depth when quarterback Colt McCoy went down with a leg injury in Week 13. After an early deficit against the New York Giants, Johnson made his first appearance on an NFL field since 2013 in relief of quarterback Mark Sanchez.

Johnson provided a spark for the Redskins, after falling down 40-0. The veteran threw his first touchdown pass since 2011 on a 79-yard career long pass to Jamison Crowder. Johnson also ran for his first career rushing touchdown and totaled a team leading 45 yards rushing in the game.

A 2008 5th round pick out of the University of San Diego, Johnson has been a member of 13 NFL organizations and nine different 53-man rosters, playing in games for the Tampa Bay Buccaneers, Cleveland Browns and Cincinnati Bengals before his debut in Washington. Johnson has tallied five starts in his career and 20 games in total, going 107-for-193 for 1,237 yards, six touchdowns and 11 interceptions, while also rushing for 319 yards on 51 attempts.

Johnson made his first start since 2011 in the Redskins Week 15 contest against Jacksonville and he finished 16-of-25 with 151 yards passing, one touchdown and nine carries for a career-high 49 rushing yards. It was Johnson's first ever victory as a starting quarterback in his NFL career.

Johnson finished the season 52-of-91 for 590 yards, three touchdowns and four interceptions and went 1-2 as a starter to finish the season.



SINGLE GAME CAREER HIGHS

Josh Johnson has been in the league since 2008 and has appeared in games for the Tampa Bay Buccaneers, Cleveland Browns and Cincinnati Bengals before taking the reigns in the second half of the Redskins Week 14 matchup against the New York Giants. The charts below track Johnson's single games career high's in various passing categories.

MOST COMPLETIONS (SINGLE GAME)

Date	Team	Opponent	Comp
10/11/09	Tampa Bay	Philadelphia	26
12/04/11	Tampa Bay	Carolina	16
12/16/18	Washington	Jacksonville	16

MOST PASSING YARDS (SINGLE GAME)

Date	Team	Opponent	Yds.
10/11/09	Tampa Bay	Philadelphia	240
12/04/11	Tampa Bay	Carolina	229
12/09/18	Washington	NY Giants	195

MOST PASSING TOUCHDOWNS (SINGLE GAME)

Date	Team	Opponent	TD
10/11/09	Tampa Bay	Philadelphia	2
10/04/09	Tampa Bay	Washington	1
10/25/09	Tampa Bay	New England	1
12/04/11	Tampa Bay	Carolina	1
12/09/18	Washington	NY Giants	1
12/16/18	Washington	Jacksonville	1
12/23/18	Washington	Tennessee	1

HIGHEST PASSER RATING (SINGLE GAME)

Date	Team	Opponent	Rate
12/09/18	Washington	NY Giants	104.9
12/16/18	Washington	Jacksonville	93.9
12/04/11	Tampa Bay	Carolina	83.7

* Minimum of 15 pass attempts

"He played good. He played really good actually. He missed a couple of things which is to be expected. He was pressed early and didn't get a couple of shots downfield, but in the second half he stuck with the plan and made some plays outside the pocket with his legs which was outstanding. What can you say? We just came to Jacksonville and beat the Jaguars and he was a big part of that"

- Head Coach Jay Gruden

following the Week 15 matchup against the Jaguars

JOHNSON QUICK HITS

** Josh Johnson made his 2018 regular season debut with the Redskins in Week 14 against the New York Giants. He finished the contest completing 11-of-16 pass attempts for 195 yards and one touchdown for a passer rating of 104.9. He also rushed for an eight yard touchdown.

** Johnson became the 22nd quarterback in 2018 to pass and rush for a touchdown in a single game. He was the 13th quarterback to pass and rush for a touchdown in the second half of a single game this season.

** Johnson was the first Redskins quarterback since Kirk Cousins (2017) to pass and rush for a touchdown in a single game.

** Johnson is the only quarterback in Washington history to successfully convert two, two-point conversions in a single game.

** The Week 15 victory over Jacksonville was Johnson's first ever win as a starting quarterback.

** Johnson started in Week 15 for the first time since December 4, 2011 and it marked the longest stretch between starts for a quarterback since Todd Collins went 10 years and two days between starts from December 14, 1997 to December 16, 2007.

2018 SEASON IN REVIEW

ADRIAN PETERSON



“Being able to coach a guy like Adrian Peterson – a Hall of Fame type guy – was actually one of the highpoints in my career personally.”

– Head Coach Jay Gruden

during his end of the season press conference

The Washington Redskins bolstered their depth at the running back position by signing seven-time Pro Bowler Adrian Peterson on Aug. 20 after losing second round pick Derrius Guice to a torn ACL in the first preseason game.

Peterson impressed during his workout and in his performance in the preseason and carried that over to the regular season. Against the Cardinals in Week 1, Peterson rushed for 96 yards on 26 carries and caught two passes for 70 yards. He was the only player in Week 1 to lead a team in both rushing and receiving.

In Week 3, Peterson rushed for 120 yards on 19 carries (6.3 avg.) and scored two rushing touchdowns to help the Redskins secure their first home win of the season, defeating the Green Bay Packers, 31-17. He was awarded the FedEx Ground Player of the Week Award for his efforts against Green Bay. He added 97 yards on 17 carries in the Redskins, 23-17, win over the Carolina Panthers in Week 6 and 99 yards on 24 carries in the team’s Week 7 victory over the Dallas Cowboys.

In Week 8 at the New York Giants, Peterson put on a vintage performance. He finished the game with 149 yards on 26 carries, including a 64 yard touchdown run in the fourth quarter to seal the game. He also hauled in a seven yard touchdown reception in the first quarter. Peterson scored two rushing touchdowns in Week 11 against Houston and passed Hall of Famer John Riggins for No. 6 on the NFL’s all-time list.

Peterson broke a 90 yard touchdown run in Week 13 against Philadelphia, which ranks as the longest run from scrimmage in his career and in Redskins history. Peterson passed Hall of Famer Barry Sanders for the most 50-plus yard rushing touchdowns in NFL history.

He has been selected to seven Pro Bowls and was the 2012 NFL MVP after finishing second all-time in rushing yards for a single season (2,097). The 12th-year pro currently ranks fourth all-time in yards per game (89.8), tied for fifth all-time in rushing touchdowns (106) and is ninth in rushing yards (13,199).

ALL-TIME

RUSHING YARDS

Player	Season	Yards
1. Emmitt Smith*	1990-2004(15)	18,355
2. Walter Payton*	1975-1987(13)	16,726
3. Barry Sanders*	1989-1998(10)	15,269
4. Frank Gore	2005-2018 (14)	14,748
5. Curtis Martin*	1995-2005 (11)	14,101
6. LaDainian Tomlinson*	2001-2011(11)	13,684
7. Jerome Bettis*	1993-2005 (13)	13,662
8. Adrian Peterson	2007-2018 (12)	13,318
9. Eric Dickerson*	1983-1993 (11)	13,259
10. Tony Dorsett*	1977-1988 (12)	12,739

RUSHING TOUCHDOWNS

Player	Seasons	TD
1. Emmitt Smith*	1990-2004(15)	164
2. LaDainian Tomlinson*	2001-2011(11)	145
3. Marcus Allen*	1982-1997(16)	123
4. Walter Payton*	1975-1987(13)	110
5t. Jim Brown*	1957-1965(9)	106
5t. Adrian Peterson	2007-2018(12)	106
7. John Riggins*	1971-1985(14)	104
8t. Shaun Alexander	2000-2008(9)	100
8t. Marshall Faulk*	1994-2005(12)	100
10. Barry Sanders*	1989-1998(10)	99

RUSHING YARDS PER GAME (MINIMUM 100 GAMES PLAYED)

Player	Seasons	Yds/G
1. Jim Brown*	1957-1965(9)	104.3
2. Barry Sanders*	2000-2017(18)	99.8
3. Eric Dickerson*	1983-1993(11)	90.8
4. Adrian Peterson	2005-2017(12)	89.4
5. Walter Payton*	1975-1987(13)	88.0

*Member of the Pro Football Hall of Fame

ALL-TIME RANKINGS REPORT

A look at Peterson’s rankings in various offensive categories all-time:

Rushing Category	No.	All-Time Rank
Attempts	2,825	17
Rushing Yards	13,318	8
Rushing Yards/Game*	89.4	4
Rushing Yards/Attempt*	4.72	10
Rushing Touchdowns	106	5t
Scrimmage Yards	15,541	16
Scrimmage Touchdowns	112	15t

*Minimum of 100 games played

50-PLUS YARD RUSHING TDS ALL-TIME

After scoring a 90 yard touchdown against the Eagles in Week 13, Adrian Peterson passed Barry Sanders for the most 50-plus yard rushing touchdowns in NFL history.

Player	50+ Yard TDs
1. Adrian Peterson	16
2. Barry Sanders	15
3. Jim Brown	12
4. Chris Johnson	11
5t. Ollie Matson	8
5t. Lenny Moore	8
5t. Joe Perry	8
5t. O.J. Simpson	8
5t. Robert Smith	8
5t. Fred Taylor	8

2018 SEASON IN REVIEW

ADRIAN PETERSON

SETTING THE STANDARD

Adrian Peterson is one of the most accomplished running backs in the NFL. The 12th year pro is top 3 in every major rushing category among current NFL running backs.

MOST RUSHING YARDS

Player	Rushing Yards
1. Frank Gore	14,748
2. Adrian Peterson	13,199
3. LeSean McCoy	10,571

HIGHEST YARDS PER CARRY (MINIMUM 1,000 ATTEMPTS)

Player	Yds/Carry
1. Adrian Peterson	4.72
2. Mark Ingram	4.55
3. LeSean McCoy	4.54

MOST RUSHING TOUCHDOWNS

Player	Rushing TDs
1. Adrian Peterson	106
2. Marshawn Lynch	84
3. Frank Gore	77

MOST RUSHING YARDS PER GAME (MINIMUM 100 GAMES)

Player	Yards/G
1. Adrian Peterson	90.1
2. LeSean McCoy	72.9
3. Frank Gore	70.5

MOST 10+ YARD RUSHES

Player	10+
1. Adrian Peterson	359
2. Frank Gore	355
3. LeSean McCoy	304

MOST RUSHING FIRST DOWN

Player	1st
1. Frank Gore	666
2. Adrian Peterson	620
3. LeSean McCoy	525

SINCE 2007

Since entering the league in 2007, Adrian Peterson has been one of the most explosive players in the National Football League. Peterson is ranked top 2 in attempts, rushing yards, rushing yards per game, rushing touchdowns, scrimmage yards and overall touchdowns from 2007-2018.

Rushing Category	No.	Rank Since 2007
Rushes	2,795	2
Rushing Yards	13,199	1
Rushing Yards/Game	89.8	1
Rushing Yards Touchdowns	106	1
Scrimmage Yards	15,414	2
Overall Touchdowns	112	1



GAME CHANGER

During the course of his 12-year career, Adrian Peterson has gained the reputation as a game changing offensive threat. In 143 career games, Peterson has rushed for 100-plus yards in 53 contests and has scored multiple touchdowns in 26 of those games. He has also rushed for 200-plus yards in six games, tied for an all-time NFL record.

100+ YARD RUSHING GAMES

Player	Games
1. Emmitt Smith*	78
2. Walter Payton*	77
3. Barry Sanders*	76
4. Eric Dickerson*	64
5. Jerome Bettis*	61
6. Jim Brown*	58
7t. Edgerrin James	57
7t. Curtis Martin*	57
9. Adrian Peterson	53
10. Fred Taylor	49

2+ RUSHING TOUCHDOWN GAMES

Player	Games
1. LaDainian Tomlinson*	38
2. Emmitt Smith*	36
3. Jim Brown*	27
4. Adrian Peterson	26
5t. Shaun Alexander	25
5t. Marcus Allen*	25
5t. Priest Holmes	25
8t. Walter Payton*	24
8t. John Riggins*	24
10. Franco Harris*	23

200+ YARD RUSHING GAMES

Player	Games
1t. Adrian Peterson	6
1t. OJ Simpson*	6
3. Tiki Barber	5
4t. Jim Brown*	4
4t. Earl Campbell*	4
4t. Barry Sanders*	4
4t. LaDainian Tomlinson*	4
8t. 8 player tied	3

2018 SEASON IN REVIEW

ADRIAN PETERSON'S RECORD BREAKING SEASON

**WEEK 1
REDSKINS AT CARDINALS
SEPT. 9, 2018
STATE FARM STADIUM**

PETERSON PASSES MARSHALL FAULK AND JIM BROWN IN ALL-TIME RUSHING AND BARRY SANDERS IN ALL-TIME RUSHING TOUCHDOWNS

In the Redskins Week 1 victory over the Arizona Cardinals, RB Adrian Peterson rushed the ball 26 times for 96 yards and scored his 100th career rushing touchdown. With his 96 yards rushing, Peterson passed Hall of Famers Marshall Faulk (No. 11) and Jim Brown (No. 10) on the NFL's all-time rushing list. Peterson's 100th rushing touchdown gave him sole possession of the ninth spot all-time passing Hall of Famer Barry Sanders.



**WEEK 3
REDSKINS VS PACKERS
SEPT. 23, 2018
FEDEXFIELD**

PETERSON PASSES MARSHALL FAULK AND SHAUN ALEXANDER ON ALL-TIME RUSHING TOUCHDOWNS LIST

In Week 3 against the Green Bay Packers, Peterson wreaked havoc on his old rivals with 19 carries for 120 yards rushing and two rushing touchdowns. The two rushing touchdowns gave Peterson 102 for his career and he passed Hall of Famer Marshall Faulk and Shaun Alexander on the NFL's all-time rushing touchdowns list putting Peterson at No. 7. It was Peterson's 51st 100-plus yard game and his 25th game with multiple touchdowns.

**WEEK 8
REDSKINS AT GIANTS
OCT. 28, 2018
METLIFE STADIUM**

PETERSON PASSES TONY DORSETT ON ALL-TIME RUSHING LIST

In Washington's Week 8 contest at MetLife Stadium against the New York Giants, Peterson posted his second 100 yard game of the 2018 season and tied an NFL record for 50-plus yard touchdown runs when he broke a 64 yard touchdown run in the 4th quarter. Peterson also passed Hall of Famer Tony Dorsett for No. 9 on the NFL's all-time rushing list.



**WEEK 11
REDSKINS VS TEXANS
NOV. 18, 2018
FEDEXFIELD**

PETERSON PASSES JOHN RIGGINS ON ALL-TIME RUSHING TOUCHDOWN LIST

Fittingly coming during a Washington home game, Adrian Peterson's second game of the season with two rushing touchdowns boosted him up the NFL's all-time list for rushing touchdowns again, this time passing Redskins great and Hall of Fame running back John Riggins. Peterson finished the game with 16 carries for 51 yards and his two rushing touchdowns put him at No. 6 all-time in rushing touchdowns in NFL history.

**WEEK 13
REDSKINS AT EAGLES
DEC. 3, 2018
LINCOLN FINANCIAL FIELD**

PETERSON TIES JIM BROWN FOR FIFTH ON THE NFL'S ALL-TIME LIST FOR RUSHING TOUCHDOWNS

Adrian Peterson saved his best run of the season for primetime. He busted out a career long 90 yard touchdown run against the Philadelphia Eagles on Monday Night Football to tie Hall of Famer Jim Brown for No. 5 on the NFL's all-time list for rushing touchdowns. The touchdown was the 106th of Peterson's career. The 90 yard touchdown run was the fourth longest rushing touchdown in the 2018 season.



**WEEK 16
REDSKINS AT TITANS
DEC. 23, 2018
NISSAN STADIUM**

PETERSON PASSES ERIC DICKERSON ON ALL-TIME RUSHING LIST

In Washington's final road game of the regular season, Adrian Peterson put on quite the show. He finished the game with 119 rushing yards on 26 carries. It was the 53rd career game in which Peterson has rushed for 100-plus yards, which is currently ranked No. 9 in NFL history. His 119 rushing yards put him at 13,318 for his career, passing Hall of Famer Eric Dickerson for No. 8 on the NFL's all-time rushing list.



ADRIAN PETERSON



CARRYING THE LOAD

Entering the 2018 offseason there were plenty of questions about the durability of 32 year old free agent running back Adrian Peterson. Unsigned through the first two weeks of the preseason, the Redskins signed the veteran running back to help fill the void in the backfield after the season ending injury to rookie RB Derrius Guice. Peterson answered all of the doubts concerning his durability and ability to handle a starting workload at his age. He finished the regular season with 16 starts and was top 10 in both rushing attempts and rushing yards, finishing the season with 251 carries for 1,042 rushing yards.

MOST RUSHING ATTEMPTS: [2018]

Player	Attempts
1. Ezekiel Elliott	304
2. Saquon Barkley	261
3. David Johnson	258
4. Todd Gurley II	256
5. Adrian Peterson	251
6. Jordan Howard	250
7. Chris Carson	247
8. Joe Mixon	237
9. Peyton Barber	234
10. Christian McCaffrey	219

MOST RUSHING YARDS: [2018]

Player	Rush Yds
1. Ezekiel Elliott	1,434
2. Saquon Barkley	1,307
3. Todd Gurley II	1,251
4. Joe Mixon	1,168
5. Chris Carson	1,151
6. Christian McCaffrey	1,098
7. Derrick Henry	1,059
8. Adrian Peterson	1,042
9. Phillip Lindsay	1,037
10. Nick Chubb	996

OFF TO THE RACES

In Week 13 at the Philadelphia Eagles, Adrian Peterson registered the longest run of his career on a 90 yard rushing touchdown in the 2nd quarter. It was Peterson's 16th 50-plus yard rushing touchdown which set an NFL record passing Hall of Famer Barry Sanders for the most 50-plus yard rushing touchdowns in NFL history. The rushing touchdown was also the fourth longest in 2018.

LONGEST TOUCHDOWN RUNS OF 2018

Player	Opponent	Lg
1. Derrick Henry	Jacksonville	99t
2. Lamar Miller	Tennessee	97t
3. Nick Chubb	Atlanta	92t
4. Adrian Peterson	Philadelphia	90t
5. Saquon Barkley	Washington	78t
6. Isaiah Crowell	Denver	77t
7. Kalen Ballage	Minnesota	75t
8. Saquon Barkley	Jacksonville	68t
9. Matt Brieda	Detroit	66t
10. Phillip Lindsay	Cincinnati	65t

THE CLOSER

Adrian Peterson was one of the best running backs in the 4th quarter of games in 2018. The seven-time Pro Bowler was top 3 in the NFL in rushing yards in the fourth quarter, top 10 in carries in the fourth quarter and was top 5 in average yards per carry in the 4th quarter among players with a minimum of 40 carries. Peterson was one of the major factors in the Redskins closing out games in the 4th in 2018.

MOST FOURTH QUARTER RUSHING YARDS: [2018]

Player	Rush Yds
1. Todd Gurley II	372
2. Ezekiel Elliott	351
3. Adrian Peterson	332
4. Joe Mixon	322
5. Alvin Kamara	312

HIGHEST YARDS PER CARRY IN THE FOURTH QUARTER: [2018]

Player	Avg.
1. Joe Mixon	5.65
2. Todd Gurley II	5.64
3. Adrian Peterson	5.35
4. Gus Edwards	5.27
5. Alvin Kamara	5.11

MOST FOURTH QUARTER CARRIES: [2018]

Player	Carries
1. Jordan Howard	79
2. Ezekiel Elliott	72
3. David Johnson	69
4t. Todd Gurley II	66
4t. Derrick Henry	66
6. Kareem Hunt	65
7. Adrian Peterson	62

2018 SEASON IN REVIEW

JORDAN REED

In recent seasons, Redskins players have often extolled the ability of tight end Jordan Reed to anyone who will listen.

“As I’ve said before and said every week, I don’t know anybody who can guard that young man. When he’s on, he’s on, and it’s tough to stop. He’s the best receiving tight end in the NFL, hands down.”

- Five-time Pro Bowl tackle Trent Williams on Jordan Reed, as told to The Washington Post

The NFL officially took notice in 2016 when Reed earned his first career Pro Bowl selection, the first by a Redskins tight end since Chris Cooley in 2008. Reed joined Cooley (2007-08), Stephen Alexander (2000), Jean Fugett (1977) and Jerry Smith (1967 and 1969) as the only Redskins tight ends to earn Pro Bowl honors since the game’s inception in 1950.

Despite being limited by injury to only 12 games with eight starts in 2016, the ex-college-quarterback recorded 66 receptions for 686 yards with six receiving touchdowns. A year earlier, he compiled arguably the greatest season by a tight end in franchise history. During the 2015 regular season, Reed recorded 87 receptions for 952 yards (both team records for a tight end) with 11 receiving touchdowns, becoming the first tight end to lead the Redskins in all three categories since Fugett in 1977.

“Yeah, I like Jordan a lot. I think he is an excellent player, he is a difference maker on offense. Tight ends that can win in zone and man coverage are hard to find,” Head Coach Jay Gruden said at his end of the year press conference in 2018. “When you get that matchup, it is very easy for a quarterback to find. The passes that don’t have to be 35 yards down the field, they can be eight-to-10 yard intermediate-type passes that he can run after the catch, his blocking has improved and is going to continue to get better the stronger that he gets. We just have to get him healthy, but he is a dynamic player, a great athlete, works extremely hard, a great kid, never late and he’s a big part of the success of this football team moving forward in my opinion.”

In 65 career games with 35 starts for Washington, Reed has compiled 329 career receptions for 3,371 yards with 24 receiving touchdowns. In Week 4 of the 2016 season against Cleveland, Reed recorded his 200th career reception in his 38th career game, becoming the fastest tight end to reach 200 career receptions in NFL history, surpassing Pro Football Hall of Famer Kellen Winslow.

In Week 8 of the 2018 season, Reed hauled in his 300th reception becoming the 10th Redskin all-time to accomplish the feat and the third tight end. He also became the second fastest tight end to record 300 reception in NFL history behind Hall of Famer Kellen Winslow, Sr. (57 games).

CAREER GAMES NEEDED TO REACH 200 RECEPTIONS (TIGHT ENDS, NFL HISTORY)

Player	Team	Games
1. Jordan Reed	Was	38
2. Kellen Winslow Sr.*	SD	39

*Pro Football Hall of Famer

CAREER GAMES NEEDED TO REACH 300 RECEPTIONS (TIGHT ENDS, NFL HISTORY)

Player	Team	Games
1. Kellen Winslow Sr.*	SD	57
2. Jordan Reed	Was	59
3. Kellen Winslow Jr.	Cle/TB/NE/NYJ	61

*Pro Football Hall of Famer



Since his breakout campaign in 2015, Reed has ranked among the leaders at his position in receptions, touchdowns and first downs despite playing fewer games than anyone in the Top 10.

RECEPTIONS (NFL TIGHT ENDS SINCE 2015)

Player	Team	Games	Rec	Yards	TD
1t. Zach Ertz	Phi	59	343	3656	22
1t. Travis Kelce	KC	63	343	4374	27
3. Kyle Rudolph	Min	64	253	2501	24
4. Delanie Walker	Ten	47	237	2747	16
5. Jordan Reed	Was	45	234	2407	21
6. Eric Ebron	Det/Ind	59	227	2572	23
7. Jimmy Graham	Sea/GB	59	225	2684	20
8. Rob Gronkowski	NE	50	213	3482	25
9. Jason Witten	Dal	48	209	1946	11
10. Greg Olsen	Car	48	201	2659	15

RECEIVING TOUCHDOWNS (NFL TIGHT ENDS SINCE 2015)

Player	Team	TD
1. Travis Kelce	KC	27
2. Rob Gronkowski	NE	25
3. Kyle Rudolph	Min	24
4t. Cameron Brate	TB	23
4t. Eric Ebron	Det/Ind	23
6. Zach Ertz	Phi	22
7. Jordan Reed	Was	21
8. Jimmy Graham	Sea/GB	20

RECEIVING FIRST DOWNS (NFL TIGHT ENDS SINCE 2015)

Player	Team	Rec. 1st
1. Travis Kelce	KC	218
2. Zach Ertz	Phi	193
3. Rob Gronkowski	NE	162
4. Kyle Rudolph	Min	139
5. Jimmy Graham	Sea/GB	138
6. Greg Olsen	Car	137
7. Delanie Walker	Ten	134
8. Eric Ebron	Det/Ind	133
9. Jordan Reed	Was	131
10. Jared Cook	Stl/GB/Dak	119

2018 SEASON IN REVIEW

JORDAN REED

CAREER RECORDS BY REDSKINS TIGHT ENDS

CAREER RECEPTIONS (TIGHT ENDS, REDSKINS HISTORY):

Player	Seasons	Rec.
1. Chris Cooley	2004-12 (9)	429
2. Jerry Smith	1965-77 (13)	421
3. Jordan Reed	2013-18 (6)	329
4. Don Warren	1979-92 (14)	244
5. Bill Anderson	1958-63 (6)	168

CAREER RECEIVING YARDS (TIGHT ENDS, REDSKINS HISTORY):

Player	Seasons	Yards
1. Jerry Smith	1965-77 (13)	5,496
2. Chris Cooley	2004-12 (9)	4,711
3. Jordan Reed	2013-18 (6)	3,371
4. Bill Anderson	1958-63 (6)	2,929
5. Don Warren	1979-92 (14)	2,536

CAREER RECEIVING TOUCHDOWNS (TIGHT ENDS, REDSKINS HISTORY):

Player	Seasons	TD
1. Jerry Smith	1965-77 (13)	60
2. Chris Cooley	2004-12 (9)	33
3. Jordan Reed	2013-18 (6)	24
4. Jean Fugett	1976-79 (4)	21
5. Clint Didier	1982-87 (6)	19

MULTI-TD GAMES (SINCE 1960)

Reed's seven career games with multiple touchdown receptions rank sixth in team history.

GAMES WITH MULTIPLE RECEIVING TOUCHDOWNS (CAREER, REDSKINS SINCE 1960):

Player	Games
1. Charley Taylor	17
2. Art Monk	12
3. Bobby Mitchell	11
4. Jerry Smith	10
5. Gary Clark	8
6. Jordan Reed	7
7. Santana Moss	6

MULTI-TD GAMES (SINCE 1960)

Reed's four games with multiple touchdowns in 2015 tied for the most by a member of the Redskins since 1960. The Redskins were 4-0 in 2015 when Reed caught multiple touchdowns.

GAMES WITH MULTIPLE RECEIVING TOUCHDOWNS (SINGLE-SEASON, REDSKINS SINCE 1960):

Player	Season	TD
1t. Jordan Reed	2015	4
1t. Bobby Mitchell	1962	4
1t. Jerry Smith	1967	4
4t. Many players tied		3

SINGLE-SEASON TIGHT END RECORDS

Despite missing two games, Reed posted arguably the finest season by a tight end in team history in 2015, breaking or challenging records for a tight end in nearly every single category:

RECEPTIONS IN A SINGLE SEASON (TIGHT ENDS, REDSKINS HISTORY):

Player	Season	Games	Rec.
1. Jordan Reed	2015	14	87
2. Chris Cooley	2008	16	83
3. Chris Cooley	2010	16	77
4. Chris Cooley	2005	16	71
5. Jerry Smith	1967	14	67
6t. Jordan Reed	2016	11	66
6t. Chris Cooley	2007	16	66
8. Fred Davis	2011	12	59

RECEIVING YARDS IN A SINGLE SEASON (TIGHT ENDS, REDSKINS HISTORY):

Player	Season	Games	Yards
1. Jordan Reed	2015	14	952
2t. Chris Cooley	2010	16	849
2t. Chris Cooley	2008	16	849
2t. Jerry Smith	1967	14	849
5. Fred Davis	2011	12	796
6. Chris Cooley	2007	16	786
7. Chris Cooley	2005	16	774
8t. Bill Anderson	1959	11	734
8t. Chris Cooley	2006	16	734
10. Clint Didier	1986	14	691

RECEIVING TOUCHDOWNS IN A SINGLE SEASON (TIGHT ENDS, REDSKINS HISTORY):

Player	Season	Games	TD
1. Jerry Smith	1967	14	12
2. Jordan Reed	2015	14	11
3t. Pat Richter	1968	14	9
3t. Jerry Smith	1969	14	9
3t. Jerry Smith	1970	14	9
6. Chris Cooley	2007	16	8
7t. Chris Cooley	2005	16	7
7t. Jean Fugett	1978	14	7
7t. Jerry Smith	1972	14	7

RECEIVING TOUCHDOWNS (SINGLE REG. SEASON)

Reed's 11 receiving touchdowns in 2015 were one shy of the team regular season record of 12, set previously by four different players:

Player	Season	TD
1t. Ricky Sanders	1988	12
1t. Jerry Smith	1967	12
1t. Charley Taylor	1966	12
1t. Hugh Taylor	1952	12
5t. Jordan Reed	2015	11
5t. Bobby Mitchell	1962	11
7t. Gary Clark	1991	10
7t. Bobby Mitchell	1964	10
9t. Many tied		9

2018 SEASON IN REVIEW

JAMISON CROWDER

Thirty-four wide receivers were drafted in the 2015 NFL Draft. As of the conclusion of the 2017 season, 30 of them had appeared in NFL game action. Thirteen of those players were drafted ahead of the moment when the Washington Redskins selected Jamison Crowder with the No. 105 overall selection in the fourth round.

However, only two of Crowder's classmates (Oakland's Amari Cooper and Minnesota's Stefon Diggs) have recorded more career receptions than the Duke product, who has placed himself on the NFL radar with 192 receptions for 2,240 yards and 12 receiving touchdowns in his young career.

Crowder entered his rookie season in 2015 with expectations of assuming the team's role at punt returner, but Crowder rapidly exceeded those limits and earned the team's top slot receiver role and became another weapon for the Redskins on third down.

"We had a penciled-in punt returner job for him, but for him to win the starting inside slot receiver is a testament to him and how quickly he picked it up and his production," Head Coach Jay Gruden said. "When you draft guys, you have high hopes for them, but you never expect them to be this much of a factor this early, especially fourth-fifth rounders."

In Week 5 of his sophomore campaign in 2016, Crowder ended the Redskins' 124-game punt return touchdown drought with an 85-yard touchdown at Baltimore. His punt return for touchdown was the Redskins' first since Oct. 26, 2008, when Santana Moss returned a punt 80 yards for a touchdown at Detroit.

At 23 years and 114 days old, Crowder became the youngest member of the Redskins to return a punt for a touchdown since Brian Mitchell (23 years, 35 days) at Cincinnati on Sept. 22, 1991, according to records provided by Pro Football Reference.

On offense, Crowder's 192 receptions from 2015-17 are the second-most by a member of the Redskins in the first three years of an NFL career. Crowder has hauled in nine receptions for 79 yards and a touchdown in 2018 thus far.

Crowder battled injuries during the 2018 campaign, but returned in Week 13 and finished the season with 29 receptions for 388 yards and two touchdowns, including a career long 79-yard touchdown reception in Week 14 against the Giants.

"He is a very young player, developing and his best years are in front of him without a doubt," Head Coach Jay Gruden said at his end of the season press conference in 2018. "He's got great quickness in intermediate routes, can separate, has good hands, he's tough, he's physical in the running game. There is really not anything that Jamison can't do. You look at his size and say he's little, but he plays big, so we have to try and get him back for sure."

LONGEST RECEPTIONS (CAREER):

Date	Opponent	Lg.
12/09/18	NY Giants	79t
09/25/16	NY Giants	55t
11/20/16	Green Bay	53

Crowder's 59 receptions in 2015 were the most in Redskins rookie history, and the second-most among players in their first NFL season, surpassing Pro Football Hall of Famer Art Monk's total of 58 in 1980.

RECEPTIONS BY A ROOKIE (REDSKINS HISTORY):

Player	Year	Rec	Yds	TD
1. Jamison Crowder	2015	59	604	2
2. Art Monk	1980	58	797	3
3. Charley Taylor	1964	53	814	5



2015 NFL DRAFT

Thirteen wide receivers were selected before Jamison Crowder in the 2015 NFL Draft. Only two players from the draft class have more career receptions than Crowder.

TOP 15 RECEIVERS SELECTED [2015 NFL DRAFT]:

Rd.	Overall	Team*	Selection
1	4	Oak	1. Amari Cooper
1	7	Chi	2. Kevin White
1	14	Mia	3. DeVante Parker
1	20	Phi	4. Nelson Agholar
1	26	Bal	5. Breshad Perriman
1	29	Ind	6. Phillip Dorsett
2	37	NYJ	7. Devin Smith
2	40	Ten	8. Dorial Green-Beckham
3	69	Sea	9. Tyler Lockett
3	70	Hou	10. Jaelen Strong
3	76	KC	11. Chris Conley
3	87	Pit	12. Sammie Coates
3	94	GB	13. Ty Montgomery
4	105	Was	14. Jamison Crowder
4	107	Atl	15. Justin Hardy

*Team that made the selection

CAREER RECEPTIONS

[WIDE RECEIVERS SELECTED IN 2015 NFL DRAFT]:

Player	Team	Rec	Yds	TD
1. Stefon Diggs	Min	302	3,493	24
2. Amari Cooper	Oak	278	3,908	25
3. Jamison Crowder	Was	221	2,628	14
4. Tyler Lockett	Sea	194	2,781	19
5. Nelson Agholar	Phi	185	2,152	15

2018 SEASON IN REVIEW

VERNON DAVIS

What does it take to have coaches, teammates and broadcasters refer to you as "The Ageless One"?

How about a 6-foot-3, 244-pound veteran registering only 3.8 percent body fat entering his 13th NFL season? What about that same man reportedly still running the 40-yard dash in the 4.4 range into his mid-30s?

For Vernon Davis, those astoundingly true facts tell only part of the story. A native of Washington, D.C., Davis came home in free agency in 2016 and has delivered 96 catches and 1,380 yards in his first three seasons in burgundy and gold. At age 32-34 in those seasons, he ranks second only to Redskins legend Jerry Smith in receptions among tight ends age 30 or older in team history and first in receiving yards, according to records provided by Pro Football Reference.

Davis took sole possession of seventh on the NFL's all-time career touchdown reception list among tight ends, passing Redskins great Jerry Smith after hauling in a 22-yard touchdown reception in the Redskins, 23-17, win vs. the Carolina Panthers in Week 6.

He now ranks in the Top 10 in NFL history in career receptions, receiving yards and receiving touchdowns by a tight end. After scoring a 53-yard touchdown against Dallas in Week 12 he tied Hall of Famer Shannon Sharpe for the sixth most touchdown receptions for a tight end in NFL history.

CAREER RECEPTIONS [TIGHT ENDS, NFL HISTORY]:

Player	Seasons	Rec.
1. Tony Gonzalez	1997-2013 (17)	1,325
2. Jason Witten	2003-17 (15)	1,152
3. Antonio Gates	2003-18 (16)	955
4. Shannon Sharpe	1990-2003 (14)	815
5. Greg Olsen	2007-18 (12)	666
6. Ozzie Newsome	1978-90 (13)	662
7. Jimmy Graham	2010-18 (9)	611
8. Heath Miller	2005-15 (11)	592
9. Vernon Davis	2006-18 (13)	573
10. Jeremy Shockey	2002-11 (10)	547
11. Kellen Winslow	1979-87 (9)	541
12. Benjamin Watson	2004-2018 (14)	530
13. Rob Gronkowski	2010-18 (10)	521

CAREER RECEIVING YARDS [TIGHT ENDS, NFL HISTORY]:

Player	Seasons	Yards
1. Tony Gonzalez	1997-2013 (17)	15,127
2. Jason Witten	2003-17 (15)	12,448
3. Antonio Gates	2003-18 (16)	11,841
4. Shannon Sharpe	1990-2003 (15)	10,060
5. Ozzie Newsome	1978-90 (13)	7,980
6. Jackie Smith	1963-78 (16)	7,918
7. Rob Gronkowski	2010-18 (9)	7,861
8. Greg Olsen	2007-18 (12)	7,847
9. Vernon Davis	2006-18 (13)	7,439
10. Jimmy Graham	2010-18 (9)	7,436

CAREER RECEIVING TOUCHDOWNS [TIGHT ENDS, NFL HISTORY]:

Player	Seasons	TD
1. Antonio Gates	2003-18 (16)	116
2. Tony Gonzalez	1997-2013 (17)	111
3. Rob Gronkowski	2010-18 (9)	79
4. Jimmy Graham	2010-18 (9)	71
5. Jason Witten	2003-17 (15)	68
6t. Vernon Davis	2006-18 (13)	62
6t. Shannon Sharpe	1990-2003 (14)	62
8. Jerry Smith	1965-77 (13)	60
9. Greg Olsen	2007-18 (12)	57
10. Wesley Walls	1989-2003 (14)	54



"We all should get on Vernon Davis' diet. I mean, really. The guy's a freak. He's the most impressive guy I've been around really as far as taking care of his body, and whatever he's doing, he needs to tell all our young guys to do it because he's amazing.

He's running around like a 20-year-old kid. We're going to have to try to dive into that but I know he has a great routine in the offseason, during the season. His diet is top-notch. His workouts are on point. Not to mention he prepares and he's just always got a smile on his face.

He's just one of those guys you look forward to seeing every day and then you watch him practice and it's always hard and effective. Great guy, great player."

- Head Coach Jay Gruden on Vernon Davis

2018 SEASON IN REVIEW

RYAN KERRIGAN

If patience is a virtue, the Redskins were virtuous in the first round of the 2011 NFL Draft, as the team opted to trade back from its No. 10 overall selection to the 16th overall pick. With the selection, the Redskins selected Kerrigan, the then-defensive end out of Purdue.

Kerrigan has started all 128 regular season games played by the Redskins since he entered the league in 2011, the longest active streak of consecutive starts by any NFL linebacker. In 2016, Kerrigan became the first member of the Redskins to start all 16 games in each of the first six seasons of an NFL career since the adoption of the 16-game schedule in 1978. In Week 4 of the 2017 season, Kerrigan became the first member of the Redskins since at least 1970 to open a career with 100 consecutive regular season starts.

The Muncie, Ind. native is only the fifth player in NFL history to open a career with at least 7.5 sacks in each of his first seven seasons, joining Jared Allen, Derrick Thomas, DeMarcus Ware and Reggie White. He also became only the fifth member of the Redskins to post multiple 10-sack seasons since 1982 (Dexter Manley, 4; Charles Mann, 4; Andre Carter, 2; Brian Drakpo, 2). He's also displayed aptitude with the ball in hands, as he has returned all three of his career interceptions for touchdowns, joining Julius Peppers and Pro Football Hall of Famer Jason Taylor as the only players in league history with 60+ sacks and three or more interception return touchdowns.

Kerrigan's impact on the Redskins has transcended football, as he was honored with the team's Walter Payton Man of the Year award in 2015. In addition to participating in numerous events through the Washington Redskins Charitable Foundation, Kerrigan welcomed 185 guests to the Grand Hyatt Washington in 2015 for his third Celebrity Waiter Night, raising more than \$100,000 for his Blitz for the Better Foundation, which provides support to seriously ill, special needs and physically challenged children throughout the Greater Washington D.C. area.

Kerrigan finished the 2018 season with 13 sacks, tied for the seventh best mark in the league. He passed Charles Mann for second on the Redskins all-time sack list after the team's Week 15 win over the Jacksonville Jaguars and became the third Redskin in franchise history to register 10-plus sacks in four or more seasons, joining Dexter Manley and Charles Mann.

SACK LEADERS OF 2018

MOST SACKS (2018):

Player	Team	Sacks
1. Aaron Donald	LAR	20.5
2. J.J. Watt	HOU	16.0
3. Chris Jones	KC	15.5
4t. Danielle Hunter	MIN	14.5
4t. Von Miller	DEN	14.5
6. Myles Garrett	CLE	13.5
7t. Ryan Kerrigan	WAS	13.0
7t. Frank Clark	SEA	13.0
7t. Dee Ford	KC	13.0
7t. Chandler Jones	ARI	13.0
7t. T.J. Watt	PIT	13.0

MULTI-SACK

MOST GAMES WITH 2-PLUS SACKS IN FRANCHISE HISTORY SINCE 1982:

Player	Multi-Sack Games
1. Dexter Manley	23
2. Ryan Kerrigan	16
3. Charles Mann	13
4. Ken Harvey	10
5. Brian Drakpo	8

REDSKINS ALL-TIME SACK LEADERS

SINCE SACKS BECAME OFFICIAL IN 1982:

Player	Seasons	Sacks
1. Dexter Manley	1982-89 (8)	91.0
2. Ryan Kerrigan	2011-18 (8)	84.5
3. Charles Mann	1983-93 (11)	82.0
4. Monte Coleman	1979-94 (16)	43.5
5. Ken Harvey	1994-98 (5)	41.5

DUAL THREAT

60+ CAREER SACKS AND 3+ INT RETURN TD (NFL HISTORY)

Player	Seasons	Sacks	INT TD
Julius Peppers	2002-17 (16)	156.5	4
Jason Taylor	1997-2011 (15)	139.5	3
Ryan Kerrigan	2011-18 (8)	77.0	3

SINGLE-SEASON SACK LEADERS

REDSKINS SINCE SACKS BECAME OFFICIAL IN 1982:

Player	Season	Sacks
1. Dexter Manley	1986	18.5
2. Dexter Manley	1985	15.0
3. Charles Mann	1985	14.5
4t. Ryan Kerrigan	2014	13.5
4t. Ken Harvey	1994	13.5
4t. Dexter Manley	1984	13.5

2011 NFL DRAFT

CAREER SACKS BY 2011 NFL DRAFT PICKS:

Player	Team	Sacks
1. Von Miller	DEN	98.0
2. J.J. Watt	HOU	92.0
3. Ryan Kerrigan	WAS	84.5
4. Justin Houston	KC	78.5
5. Cameron Jordan	NO	71.5

FORCED FUMBLES

SINCE KERRIGAN ENTERED THE NFL IN 2011:

Player	FF
1t. Ryan Kerrigan	25
1t. Von Miller	25
3t. Robert Quinn	22
3t. J.J. Watt	22
4t. Cliff Avril	21



2018 SEASON IN REVIEW

JOSH NORMAN

A SOLID ADDITION

When the Carolina Panthers rescinded cornerback Josh Norman's franchise tag and allowed the All-Pro defender to enter unrestricted free agency on April 20, 2016 roles instantly became reversed. The then-28-year-old lockdown corner became the subject of teams trying to lock down his services.

The Redskins mobilized quickly, dispatching members of the Redskins' coaching staff on April 22 to pick up Norman and his family from his Carolina home and bring them to team headquarters. The group arrived back in Ashburn early that afternoon, and after the full press and a family vote, Norman was a member of the Washington Redskins by 9:30 p.m.

"It was an exciting 24 hours there and we're happy as heck to get him," Head Coach Jay Gruden said. "I think he's one of the premier corners in the National Football League."

Norman joined the Redskins having previously appeared in 53 regular season games with 38 starts for Carolina, recording 178 tackles (136 solo), 36 passes defended, seven interceptions (two returned for touchdowns), four forced fumbles and three fumbles recovered from 2012-15.

In 2015, Norman started all 16 regular season games and all three postseason games for the Panthers, recording career highs in interceptions (four), forced fumbles (three) and fumbles recovered (two) in addition to tying for the league lead in interceptions returned for touchdowns (two). His highly decorated 2015 campaign resulted in a myriad of honors, including All-Pro selections from both the Associated Press and Pro Football Writers Association in addition to sharing PFWA Co-Most Improved Player of the Year honors with new teammate Kirk Cousins.

Since that breakout campaign in 2015, few defensive backs have been as disruptive as the man known colloquially as "J-No."

FUMBLES FORCED SINCE 2015 (NFL DEFENSIVE BACKS):

Player	FF
1. Josh Norman	10
2t. Byron Maxwell	8
2t. Keanu Neal	8
4t. Mike Adams	7
4t. Tony Jefferson	7
4t. Malcolm Jenkins	7

PASSES DEFENSED SINCE 2015 (NFL):

Player	PD
1. Darius Slay	69
2. Robert Alford	65
3. Marcus Peters	63
4. Stefon Gilmore	59
5t. Casey Hayward	57
5t. Janoris Jenkins	57
7. Malcolm Butler	56
8t. Josh Norman	55
8t. Brent Grimes	55

Norman's accolades and productivity speak for themselves, but what kind of person were the Redskins getting? Gruden and the Redskins learned early in 2016.

"I've been very impressed with Josh from the day that he got here," Gruden said. "He works extremely hard. He's got a great energy every single time that he walks out onto the field, and he's the last one off the field. He's attentive at meetings - he's excellent."

Norman had his best performance of the 2018 season against his former team in Week 6. He finished the game with five tackles (four solo), an interception, one forced fumble and one pass defended. He was the first Redskin since Kendall Fuller (Week 3 of 2017) to record an interception and a forced fumble in a game.

In Week 13 against Philadelphia, Norman recorded his third interception of the season and is now one shy from tying his single season high



FORCING TURNOVERS IN 2018

CB Josh Norman was one of the Redskins biggest difference makers on defense this season. Norman finished the season with 40 tackles, three interceptions, nine passes defended, three forced fumbles and one fumble recovery.

Norman was one-of-four players in the NFL in 2018 to register three-plus interceptions and three-plus forced fumbles, joining Miami LB Kiko Alonso, Seattle CB Bradley McDougald and Arizona S DJ Swearinger, Sr.

PLAYERS WITH 3+ INTS AND 3+ FF (2018):

Player	Team	INT/FF
Josh Norman	Washington	3/3
Kiko Alonso	Miami	3/3
Bradley McDougald	Seattle	3/3
DJ Swearinger Sr.	Washington/Arizona	4/3

30+ YARD INTERCEPTION RETURNS

Norman posted his fourth career season with 3-plus interceptions and his first since the 2016 campaign. Norman had an interception in Week 6 against Carolina, Week 10 at Tampa Bay and Week 13 at Philadelphia.

Of Norman's three interceptions, he returned two of them for 30-plus yards (32 yard return at Tampa Bay & 40 yard return at Philadelphia). He was one-of-four players in the league this season to post multiple games with 30+ yard interception returns, joining Tennessee CB Malcolm Butler, Los Angeles Chargers CB Desmond King II and Los Angeles Rams CB Marcus Peters.

PLAYERS WITH MULTIPLE 30+ YARD INT RETURNS (2018):

Player	Team	No. 30+ Returns
Josh Norman	Washington	2
Malcolm Butler	Tennessee	2
Desmond King II	LA Chargers	2
Marcus Peters	LA Rams	2

2018 SEASON IN REVIEW

DUSTIN HOPKINS



TOP 10 IN 2018

Dustin Hopkins was one of the most reliable kickers in 2018. Hopkins was 26-for-29 from field goal range this season and finished top 10 in the NFL in field goal percentage and in made 50+ yard field goals. His 56-yard kick against the Carolina Panthers in Week 6 was tied for the eighth longest made field goal in 2018.

BEST FIELD GOAL PERCENTAGE (2018):

Player	Team	FGM/FGA	Pct.
1. Robbie Gould	San Francisco	33/34	97.1
2. Aldrick Rosas	NY Giants	32/33	97.0
3. Matt Bryant	Atlanta	20/21	95.2
4. Michael Badgley	LA Chargers	15/16	93.8
5. Wil Lutz	New Orleans	28/30	93.3
6. Jason Myers	NY Jets	33/36	91.7
7. Josh Lambo	Jacksonville	19/21	90.5
8. Jason Sanders	Miami	16/18	90.0
9t. Dustin Hopkins	Washington	26/29	89.7
9t. Justin Tucker	Baltimore	35/39	89.7

There were 19 kickers in the NFL this season who attempted five-plus 50-plus yard field goals. Of those 19 kickers, Hopkins ranked tied for third in the league this season in field goal percentage on kicks from 50-plus yards. Hopkins went 4-for-5 from 50-plus yards with his only miss coming on a 63-yard attempt against the Houston Texans in Week 11.

BEST FIELD GOAL PERCENTAGE FROM 50+ YARDS (2018):

Player	Team	FGM/FGA	Pct.
1t. Brett Maher	Dallas	6/7	85.7
1t. Jason Myers	NY Jets	6/7	85.7
3t. Dustin Hopkins	Washington	4/5	80.0
3t. Matt Bryant	Atlanta	4/5	80.0
3t. Josh Lambo	Jacksonville	4/5	80.0
3t. Aldrick Rosas	NY Giants	4/5	80.0
7t. Mason Crosby	Green Bay	5/7	71.4
7t. Justin Tucker	Baltimore	5/7	71.4
9t. Ka'imi Fairbairn	Houston	4/6	66.7
9t. Adam Vinatieri	Indianapolis	4/6	66.7
9t. Greg Zuerlein	LA Rams	4/6	66.7

*Minimum of 5 attempts

CLIMBING THE RECORD BOOK

The Redskins surprised many in Week 2 of the 2015 season when they elected to move on from kicker Kai Forbath, who exited as the franchise leader in field goal percentage among players with at least 50 attempts, in favor of signing kicker Dustin Hopkins.

After a solid debut in 2015, Hopkins went 34-for-42 on field goal attempts in 2016, breaking Mark Moseley's record (33 in 1983) for the most field goals in a single season in team history. In Week 3 that year, he tied a team record with five field goals in a 5-for-5 performance in a victory as part of an NFC Special Teams Player of the Week and Player of the Month performance.

MOST FIELD GOALS MADE (SINGLE SEASON, REDSKINS HISTORY):

Player	Season	FGM	FGA	FG Pct.	Pts.
1. Dustin Hopkins	2016	34	42	81.0	138
2. Mark Moseley	1983	33	47	70.2	161
3t. Graham Gano	2011	31	41	75.6	118
3t. Chip Lohmiller	1991	31	43	72.1	149
5t. Chip Lohmiller	1990	30	40	75.0	131
5t. Chip Lohmiller	1992	30	40	75.0	120

Now in his fourth season with the Redskins, Hopkins already ranks fourth in franchise history in career field goals made.

MOST FIELD GOALS MADE (CAREER, REDSKINS HISTORY):

Player	Seasons	FGM	FGA	FG Pct.
1. Mark Moseley	1974-86	263	397	66.2
2. Chip Lohmiller	1988-94	175	245	71.4
3. Curt Knight	1969-73	101	175	57.7
4. Dustin Hopkins	2015-18	99	116	85.3
5. Shaun Suisham	2006-09	81	101	80.2

Beyond Hopkins' ability to boot the ball through the uprights, his ability to get it to stop and turn on a dime after 10 yards was vital to a Redskins' victory against Tampa Bay in Week 7 of the 2015 season. Hopkins delivered a perfect onside kick to start the second half of that game, ending a league-wide 0-for-24 skid on onside kick attempts to start the 2015 season. The onside kick helped jumpstart the Redskins en route to recording the largest comeback victory in franchise history.

It was only the fourth successful onside kick by the Redskins since 2000 and ended a streak of 18 unsuccessful onside kick attempts by the Redskins over the previous nine seasons.

SUCCESSFUL ONSIDE KICKS (REDSKINS SINCE 2000):

Year	Week	Qtr.	Opp	Kicker
2015	7	3	TB	Dustin Hopkins
2007	9	2	NYJ	Shaun Suisham
2003	5	4	Phi	John Hall
2000	12	3	StL	Scott Bentley

In the Redskins Week 6 matchup against Carolina, Head Coach Jay Gruden trusted Hopkins with a 56 yard attempt instead of attempting to pin the Panthers deep in their own territory. The risk paid off as Hopkins connected on the kick, marking a new career high and tying him with Chip Lohmiller for the third longest made field goal in franchise history.

LONGEST MADE FIELD GOAL (FRANCHISE HISTORY)

Player	Date	Long
1. Graham Gano	11/06/11	59
2. Steve Cox	09/28/86	57
3t. Dustin Hopkins	10/14/18	56
3t. Chip Lohmiller	12/22/90	56

2018 SEASON IN REVIEW

TRESS WAY

PUNTER TRESS WAY

The Redskins spent the majority of the 2014 offseason evaluating a punting battle between newcomers Robert Malone and Blake Clingan, but the race received a darkhorse candidate when the team claimed Way off waivers from Chicago on Aug. 20 that year. Way was given 10 days to stake a claim to the punting job.

Way accomplished the feat and has since posted historically relevant numbers, earned the special teams captaincy in 2015 and been rewarded with a multi-year contract extension in 2016.

In 2014, Way's punting numbers rewarded the coaching staff's faith. Way averaged 47.5 yards per punt, the highest by a Redskins player since World War II. He finished the season averaging 47.5 yards per punt to rank fourth in team history, trailing only Sammy Baugh's full-season NFL record (51.4 yards per punt in 1940) and Baugh's 1941 and 1942 campaigns (48.7 and 48.2). Way became the first member of the Redskins to lead the NFL in punting for a season since Sam Baker in 1958 (45.4).

REDSKINS TO LEAD NFL IN PUNTING SINCE 1939:

Player	Season	Avg.
Tress Way	2014	47.5
Sam Baker	1958	45.4
Sammy Baugh	1945	43.3
Sammy Baugh	1943	45.9
Sammy Baugh	1942	48.2
Sammy Baugh	1941	48.7
Sammy Baugh	1940	51.4

Throughout his career, Way has waged his field position war by dropping punts inside the 20 with regularity. In the Redskins Week 7 matchup against Dallas, Way pinned a single game career high five punts inside the 20 yard line and was a key factor in the team's, 20-17, victory at FedExField. Way broke his previous single season record of punts inside the 20 with his mark of 41 this season. His previous high was 33 punts pinned inside the 20 yard line in 2017.

PUNTS DOWNED INSIDE THE 20 (SINGLE SEASON, REDSKINS SINCE 1976):

Player	Season	No.
1. Tress Way	2018	41
2t. Matt Turk	1998	33
2t. Tress Way	2017	33

PUNTS DOWNED INSIDE THE 20 (CAREER, REDSKINS SINCE 1976):

Player	Years	No.
1. Matt Turk	1995-99 (5)	134
2. Tress Way	2014-18 (5)	132
3. Mike Bragg	1968-79 (12)*	79
4. Sav Rocca	2011-13 (3)	76
5. Derrick Frost	2005-07 (3)	73

* Stat not tracked until 1976

WAY'S SINGLE GAME HIGHS IN PUNTS DOWNED INSIDE THE 20:

Date	Opponent	No.
10/21/18	Dallas Cowboys	5
11/22/18	Dallas Cowboys	4
11/11/18	Tampa Bay Buccaneers	4
11/04/18	Atlanta Falcons	4
11/23/17	New York Giants	4
12/31/17	New York Giants	4



PINNING THEM DEEP

Tress Way led the league in punts inside the 20 yard line in 2018 while simultaneously breaking his own single franchise record in the process. Way tallied 41 punts inside the 20 yard line. With 41-of-79 total punts placed inside the 20 yard line, 52 percent of Way's total punts were downed deep in the opponents territory.

MOST PUNTS INSIDE THE 20 (2018):

Player	Team	20
1. Tress Way	Washington	41
2. Brett Kern	Tennessee	39
3. Logan Cooke	Jacksonville	37
4. Trevor Daniel	Houston	36
5. Matt Haack	Miami	35

Even more impressive than the league leading 41 punts inside the 20 was the fact that Way did not have a single touchback in 16 games. Among punters who appeared in all 16 games this season none besides Way had zero touchbacks and only three had two or less.

FEWEST TOUCHBACKS (2018):

Player	Team	TB
1. Tress Way	Washington	0
2t. Johnny Hekker	LA Rams	2
2t. Chris Jones	Dallas	2
2t. Matt Wile	Minnesota	2

TOP 10 IN NET AVERAGE

Way was top 10 in the league in net average this season. He was a vital part of the team's success in forcing opposing offenses to start their drives deep in their territory.

HIGHEST NET PUNTING AVERAGE (2018):

Player	Team	Net Avg.
1. Thomas Morstead	New Orleans	43.2
2. Johnny Hekker	LA Rams	43.0
3t. Rigoberto Sanchez	Indianapolis	42.7
3t. Cameron Johnston	Philadelphia	42.7
5. Andy Lee	Arizona	42.6
6. Michael Dickson	Seattle	42.5
7. Riley Dixon	NY Giants	41.8
8. Brett Kern	Tennessee	41.7
9t. Tress Way	Washington	41.5
9t. Matt Wile	Minnesota	41.5

ROSTER/DEPTH

2018 WASHINGTON REDSKINS ROSTER (POSITIONAL)
as of January 15, 2019

NO.	FIRST	LAST	POS	HT	WT	D.O.B.	AGE	EXP.	COLLEGE	HS HOMETOWN	HOW ACQ.
QUARTERBACKS (2)											
6	Mark	Sanchez	QB	6-2	225	11/11/1986	32	10	USC	Mission Viejo, Ca.	FA-'18
8	Josh	Johnson	QB	6-3	219	5/15/1986	32	10	San Diego	Oakland, Ca.	FA-'18
RUNNING BACKS (4)											
25	Chris	Thompson	RB	5-8	195	10/20/1990	28	5	Florida State	Madison, Fla.	D5a-'13
26	Adrian	Peterson	RB	6-1	220	3/21/1985	33	12	Oklahoma	Palestine, Texas	FA-'18
32	Samaje	Perine	RB	5-11	233	9/16/1995	23	2	Oklahoma	Pflugerville, Texas	D4a-'17
34	Byron	Marshall	RB	5-9	225	2/13/1994	24	2	Oregon	San Jose, Calif.	PS (PHI)-'17
WIDE RECEIVERS (5)											
16	Chesson	Jehu	WR	6-2	204	12/20/1993	24	3	Michigan	St. Louis, Mo.	FA-'18
17	Michael	Floyd	WR	6-1	220	11/27/1989	29	7	Nortre Dame	St. Paul, Minn.	FA-'18
18	Josh	Doetson	WR	6-2	202	12/3/1992	26	3	TCU	Mansfield, Texas	D1-'16
80	Jamison	Crowder	WR	5-9	177	6/17/1993	25	4	Duke	Monroe, N.C.	D4a-'15
84	Darvin	Kidsy	WR	6-0	180	3/19/1995	23	R	Texas Southern	Missouri City, Texas	CFa-'18
TIGHT ENDS (4)											
82	J.P.	Holtz	TE	6-3	240	8/28/1993	25	1	Pittsburgh	Pittsburgh, Pa.	FA-'18
85	Vernon	Davis	TE	6-3	244	1/31/1984	35	13	Maryland	Washington, D.C.	UFA (DEN)-'16
87	Jeremy	Sprinkle	TE	6-5	252	8/10/1994	24	2	Arkansas	White Hall, Ark.	D5-'17
88	Matt	Flanagan	TE	6-6	260	3/26/1995	23	R	Pittsburgh	Mendham, N.J.	CFa-'18
OFFENSIVE LINEMEN (9)											
61	Timon	Parris	T	6-6	315	9/11/1995	23	R	Stony Brook	Floral Park, N.Y.	CFa-'18
62	Kyle	Fuller	G	6-5	310	3/4/1994	24	1	Baylor	Duncanville, Tx.	PS (HOU)-'18
66	Tony	Bergstrom	OL	6-5	310	8/6/1986	32	7	Utah	Salt Lake City, Utah	FA-'17
67	Zac	Kerin	OG	6-5	305	8/13/1991	27	4	Toledo	Columbus, Oh.	FA-'18
69	Luke	Bowanko	G	6-6	305	6/12/1991	27	5	Virginia	Clifton, Va.	FA-'18
71	Trent	Williams	T	6-5	320	7/19/1988	30	9	Oklahoma	Longview, Texas	D1-'10
73	Chase	Roullier	C	6-4	310	8/23/1993	25	2	Wyoming	Burnsville, Minn.	D6a-'17
76	Morgan	Moses	T	6-6	335	3/3/1991	27	5	Virginia	North Chesterfield, Va.	D3a-'14
79	Ty	Nsekhe	T	6-8	330	10/27/1985	33	4	Texas State	Arlington, Texas	FA-'15
DEFENSIVE LINEMEN (6)											
92	Stacy	McGee	DL	6-3	339	1/17/1990	29	6	Oklahoma	Muskogee, Okla.	UFA (OAK)-'17
93	Jonathan	Allen	DL	6-3	294	1/16/1995	24	2	Alabama	Ashburn, Va.	D1-'17
95	Daron	Payne	DL	6-3	319	5/27/1997	21	R	Alabama	Irondale, Ala.	D1-'18
97	Tim	Settle	DL	6-3	328	7/11/1997	21	R	Virginia Tech	Manassas, Va.	D5-'18
98	Matt	Ioannidis	DL	6-3	305	1/11/1994	25	3	Temple	Flemington, N.J.	D5-'16
99	Caleb	Brantley	DL	6-2	307	9/2/1994	24	2	Florida	Crescent City, Fla.	FA-'18
LINEBACKERS (11)											
40	Josh	Harvey-Clemons	LB	6-4	230	2/20/1994	24	2	Louisville	Valdosta, Ga.	D7a-'17
46	Marquis	Flowers	LB	6-2	245	2/16/1992	26	5	Arizona	Phoenix, Ariz.	FA-'18
51	Shaun Dion	Hamilton	LB	6-0	235	9/11/1995	23	R	Alabama	Montgomery, Ala.	D6-'18
52	Ryan	Anderson	LB	6-2	253	8/12/1994	24	2	Alabama	Daphne, Ala.	D2-'17
53	Zach	Brown	LB	6-1	250	10/23/1989	29	7	North Carolina	Columbia, Md.	UFA (BUF)-'17
54	Mason	Foster	LB	6-1	250	3/1/1989	29	8	Washington	Seaside, Calif.	FA-'15
56	Zach	Vigil	LB	6-2	238	3/28/1991	27	4	Utah State	Clearfield, Utah	W (MIA)-'16
58	Marcus	Smith	LB	6-3	258	3/31/1992	26	5	Louisville	Columbus, Ga.	FA-'18
91	Ryan	Kerrigan	LB	6-4	259	8/16/1988	30	8	Purdue	Muncie, Ind.	D1-'11
94	Preston	Smith	LB	6-5	265	11/17/1992	26	4	Mississippi State	Stone Mountain, Ga.	D2-'15
96	Pernell	McPhee	LB	6-3	265	12/17/1988	30	8	Mississippi State	Pahokee, Fla.	FA-'18
DEFENSIVE BACKS (9)											
20	Ha Ha	Clinton-Dix	S	6-1	208	12/21/1992	26	5	Alabama	Orlando, Fla.	T (GB)-'18
22	Deshazor	Everett	S	6-0	195	2/22/1992	26	4	Texas A&M	DeRidder, La.	FA-'15
24	Josh	Norman	CB	6-0	200	12/15/1987	31	7	Coastal Carolina	Greenwood, S.C.	UFA (CAR)-'16
31	Fabian	Moreau	CB	6-0	200	4/9/1994	24	2	UCLA	Davie, Fla.	D3-'17
36	Alex	Carter	DB	6-0	200	10/19/1994	24	1	Stanford	Fairfax, Va.	FA-'18
37	Greg	Stroman	CB	5-11	180	3/8/1996	22	R	Virginia Tech	Manassas, Va.	D7a-'18
39	Adonis	Alexander	CB	6-3	197	11/7/1996	22	R	Virginia Tech	Charlotte, N.C.	SD6-'18
45	Jeremy	Reaves	S	5-11	205	8/29/1996	22	R	South Alabama	Pensacola, Fla.	FA-'18
48	Harlan	Miller	DB	6-0	182	6/20/1994	24	2	Southeastern Louisiana	Kentwood, La.	FA-'18
SPECIALISTS (3)											
3	Dustin	Hopkins	K	6-2	203	10/1/1990	28	5	Florida State	Houston, Texas	FA-'15
5	Tress	Way	P	6-1	216	4/18/1990	28	5	Oklahoma	Tulsa, Okla.	W (CHI)-'14
55	Andrew	East	LS	6-2	220	9/17/1991	27	1	Vanderbilt	Indianapolis, Ind.	FA-'18

Head Coach: Jay Gruden

Assistant Coaches: Bill Callahan (Assistant Head Coach/Offensive Line), Matt Cavanaugh (Offensive Coordinator), Ben Kotwica (Special Teams Coordinator), Greg Manusky (Defensive Coordinator), Kevin O'Connell (Passing Game Coordinator), Chad Englehart (Strength & Conditioning), Torrian Gray (Defensive Backs), Chad Grimm (Outside Linebackers), Ike Hilliard (Wide Receivers), Randy Jordan (Running Backs), Paul Kelly (Director of Football Operations), Cannon Mathews (Defensive Quality Control), Bret Munsey (Asst. Special Teams), Kavan Latham (Asst. Strength & Conditioning), Chris O'Hara (Offensive Quality Control), Kirk Olivadotti (Inside Linebackers), Wes Phillips (Tight Ends), Phil Rauscher (Asst. Offensive Line), Jake Sankal (Asst. Strength & Conditioning/Nutritionist), James Rowe (Asst. Defensive Backs), Jim Tomsula (Defensive Line)

**2018 WASHINGTON REDSKINS UNOFFICIAL DEPTH CHART
as of January 15, 2019**

OFFENSE

WR	18 Josh Doctson	16 Jehu Chesson	
LT	71 Trent Williams	79 Ty Nsekhe	
LG	69 Luke Bowanko	67 Zac Kerin	62 Kyle Fuller
C	73 Chase Roullier		
RG	66 Tony Bergstrom	67 Zac Kerin	62 Kyle Fuller
RT	76 Morgan Moses	<u>61 Timon Parris</u>	
TE	85 Vernon Davis	87 Jeremy Sprinkle	<u>88 Matt Flanagan</u> 82 J.P. Holtz
WR	80 Jamison Crowder	<u>84 Darvin Kidsv</u>	
WR	17 Michael Floyd	<u>84 Darvin Kidsv</u>	
QB	8 Josh Johnson	6 Mark Sanchez	
RB	26 Adrian Peterson	25 Chris Thompson	34 Byron Marshall 32 Samaje Perine

DEFENSE

DE	93 Jonathan Allen	92 Stacy McGee	
NT	<u>95 Daron Payne</u>	<u>97 Tim Settle</u>	
DE	98 Matt Ioannidis	99 Caleb Brantley	
SLB	94 Preston Smith	52 Ryan Anderson	58 Marcus Smith
MLB	<u>51 Shaun Dion Hamilton</u>	53 Zach Brown	40 Josh Harvey-Clemons
MLB	54 Mason Foster	56 Zach Vigil	46 Marquis Flowers
WLB	91 Ryan Kerrigan	96 Pernell McPhee	58 Marcus Smith
CB	31 Fabian Moreau	<u>39 Adonis Alexander</u>	36 Alex Carter
CB	24 Josh Norman	<u>37 Greg Stroman</u>	
SS	20 Ha Ha Clinton-Dix	<u>45 Jeremy Reaves</u>	
FS	22 Deshaun Everett	48 Harlan Miller	

SPECIAL TEAMS

P	5 Tress Way		
K	3 Dustin Hopkins		
H	5 Tress Way		
LS	55 Andrew East		
KR	<u>37 Greg Stroman</u>		
PR	<u>37 Greg Stroman</u>	13 Maurice Harris	80 Jamison Crowder

Rookies Bolded and Underlined

(Injured players in parentheses)

HOW THE 2018 WASHINGTON REDSKINS WERE BUILT
as of January 15, 2019

YEAR	DRAFT/CFA 22	FREE AGENT 23	TRADE 1	WAIVERS 2	PRACTICE SQUAD 5
2010	T Trent Williams (1)				
2011	LB Ryan Kerrigan (1)				
2013	RB Chris Thompson (5a)				
2014	T Morgan Moses (3a)			P Tress Way (CHI)	
2015	LB Preston Smith (2) WR Jamison Crowder (4a)	S Deshaun Elizabeth K Dustin Hopkins T Ty Nsekhe			
2016	WR Josh Doctson (1) DL Matt Ioannidis (5)	TE Vernon Davis (UFA - DEN) LB Mason Foster CB Josh Norman (UFA - CAR)		LB Zach Vigil (MIA)	
2017	DL Jonathan Allen (1) LB Ryan Anderson (2) CB Fabian Moreau (3) RB Samaje Perine (4a) TE Jeremy Sprinkle (5) C Chase Roullier (6a) LB Josh Harvey-Clemons (7a)	OL Tony Bergstrom LB Zach Brown (UFA - BUF) DL Stacy McGee (UFA - OAK)			RB Byron Marshall (PHI)
2018	DL Daron Payne (1) DL Tim Settle (5) LB Shaun Dion Hamilton (6) CB Greg Stroman (7a) CB Adonis Alexander (S6) WR Darwin Kidsy (CFA) T Timon Parris (CFA)	DL Caleb Brantley WR Michael Floyd LB Pernell McPhee RB Adrian Peterson WR Jehu Chesson G Luke Bowanko QB Mark Sanchez G Zac Kerin QB Josh Johnson LS Andrew East DB Harlan Miller S Jeremy Reaves LB Marquis Flowers LB Marcus Smith	S Ha Ha Clinton-Dix (GB)		TE Matt Flanagan G Kyle Fuller (HOU) CB Alex Carter TE J.P. Holtz

HOW THE 2018 WASHINGTON REDSKINS ENTERED THE NFL
as of December 29, 2018

YEAR	1ST ROUND 11	2ND ROUND 3	3RD ROUND 5	4TH ROUND 3
2006	TE Vernon Davis (SF, 6)			
2007	RB Adrian Peterson (MIN, 7)			
2009	QB Mark Sanchez (NYJ, 5)			
2010	T Trent Williams (WAS, 4)			
2011	LB Ryan Kerrigan (WAS, 16)		LB Mason Foster (TB, 84)	
2012	WR Michael Floyd (ARI, 13)	LB Zach Brown (TEN, 52)	OL Tony Bergstrom (OAK, 95)	
2014	S Ha Ha Clinton-Dix (GB, 21) LB Marcus Smith (PHI, 26)		T Morgan Moses (WAS, 66)	
2015		LB Preston Smith (WAS, 38)	CB Alex Carter (DET, 80)	WR Jamison Crowder (WAS, 105)
2016	WR Josh Doctson (WAS, 22)			
2017	DL Jonathan Allen (WAS, 17)	LB Ryan Anderson (WAS, 49)	CB Fabian Moreau (WAS, 81)	RB Samaje Perine (WAS, 114) WR Jehu Chesson (KC, 139)
2018	DL Daron Payne (WAS, 13)			
YEAR	5TH ROUND 6	6TH ROUND 8	7TH ROUND 3	FREE AGENT 13
2008	QB Josh Johnson (TB, 160)			
2009				
2011	LB Pernell McPhee (BAL, 165)			
2012	CB Josh Norman (CAR, 143)			T Ty Nsekhe (IND)
2013	RB Chris Thompson (WAS, 154)	K Dustin Hopkins (BUF, 177) DL Stacy McGee (OAK, 205)		P Tress Way (CHI)
2014		G Luke Bowanko (JAX, 205)		G Zac Kerin (MIN)
2015				CB Deshaun Everett (TB) LB Zach Vigil (MIA) LS Andrew East (KC)
2016	DL Matt Ioannidis (WAS, 152)	DB Harlan Miller (ARI, 205)		RB Byron Marshall (PHI) TE J.P. Holtz (CLE)
2017	TE Jeremy Sprinkle (WAS, 154)	DL Caleb Brantley (CLE, 195) C Chase Roullier (WAS, 199)	LB Josh Harvey-Clemons (WAS, 230) G Kyle Fuller (HOU, 243)	
2018	DL Tim Settle (WAS, 163)	LB Shaun Dion Hamilton (WAS, 205) CB Adonis Alexander (WAS, SD)	CB Greg Stroman (WAS, 241)	TE Matt Flanagan (WAS) S Jeremy Reaves (WAS) WR Darvin Kidsy (WAS) T Timon Parris (WAS) LB Marquis Flowers (DET)

2018 WASHINGTON REDSKINS PRONUNCIATION GUIDE

ACTIVE ROSTER

Luke Bowanko	boh-WAIN-koh
Jehu Chesson	jay-EWE
Josh Doctson	DOCK-sun
Deshazor Everett	de-SHAY-zor
Shaun Dion Hamilton	Shawn DEE-on
Matt Ioannidis	eye-an-NYE-dis
Ty Nsekhe	en-SECK-he
Daron Payne	duh-RON
Samaje Perine	sah-MAH-jay / PEE-rhine
Chase Roullier	ROO-lee-ay

RESERVE LISTS

Manasseh Garner	muh-NESS-uh
Derrius Guice	GICE (rhymes with 'Dice')
Arie Kouandjio	r-REE / kwan-JOE
Shawn Lauvao	luh-VOW
Brandon Scherff	SCHER-eff

COACHING STAFF

Ben Kotwica	cot-WEE-kuh
Kavan Latham	kuh-VON
Greg Manusky	man-US-key
Jim Tomsula	tom-SOO-luh

REDSKINS STATISTICS

WASHINGTON REDSKINS / WEEK 17 / THROUGH SUNDAY, DECEMBER 30, 2018

Table with columns: Date, Score, Location, Total Yards, Player Name, No., Yds, Avg, Long, TD. Rows include games from 09/09 to 12/30.

Summary statistics table with columns: Category, Wash., Opp. Rows include: TOTAL FIRST DOWNS, POSSESSION AVG., TOTAL NET YARDS, NET YARDS RUSHING, NET YARDS PASSING, PUNTS/AVERAGE, NET PUNTING AVG., PENALTIES/YARDS, FUMBLES/BALL LOST, TOUCHDOWNS.

* RUSHING summary table with columns: No., Yds, Avg, Long, TD. Rows include Peterson, Thompson, A. Smith, J. Johnson, Bibbs, McCoy, Perine, Crowder, Harris, Marshall, Richardson, Kelley, Sanchez, Quinn, Chesson, TEAM, OPPONENTS.

* RECEIVING summary table with columns: No., Yds, Avg, Long, TD. Rows include Reed, Doctson, Thompson, Crowder, Harris, V. Davis, Richardson, Peterson, Bibbs, Floyd, Quinn, Sprinkle, Marshall, Quick, Perine, Flanagan, Kidsy, Chesson, TEAM, OPPONENTS.

* INTERCEPTIONS summary table with columns: No., Yds, Avg, Long, TD. Rows include Swearinger, Norman, Clinton-Dix, Dunbar, M. Foster, Everett, Stroman, Moreau, P. Smith, TEAM, OPPONENTS.

* SCORE BY PERIODS table with columns: Q1, Q2, Q3, Q4, OT, PTS. Rows include TEAM and OPPONENTS.

* PUNTING summary table with columns: No., Yds, Avg, Net, TB, In, Lg, B. Rows include Way, TEAM, OPPONENTS.

* SCORING table with columns: TD-Ru-Pa-Rt, K-PAT, FG, S, PTS. Rows include Hopkins, Peterson, Bibbs, V. Davis, Crowder, Doctson, Reed, Richardson, Floyd, J. Johnson, Quinn, A. Smith, P. Smith, Sprinkle, Thompson, TEAM, OPPONENTS.

* PUNT RETURNS summary table with columns: Ret, FC, Yds, Avg, Long, TD. Rows include Stroman, Quinn, Harris, Crowder, TEAM, OPPONENTS.

* KICKOFF RETURNS summary table with columns: No., Yds, Avg, Long, TD. Rows include D. Johnson, Marshall, Stroman, Bibbs, Sprinkle, Thompson, TEAM, OPPONENTS.

2-Pt Conv: V. Davis, Floyd, TM 2-3, OPP 2-4
SACKS: Kerrigan 13, Allen 8, Ioannidis 7.5, Payne 5, P. Smith 4, Anderson 2, Hamilton 1.5, Z. Brown 1, Clinton-Dix LG 1, M. Foster 1, Harvey-Clemons 1, McGee 1, Swearinger TM 1, TM 46, OPP 44
FUM/LOST: A. Smith 6/1, Peterson 3/2, J. Johnson 2/0, Bibbs(TM) 1/0, Harris 1/0, McCoy 1/0, Reed 1/1, Sanchez 1/0, Stroman 1/0, Thompson 1/0

* FIELD GOALS summary table with columns: 1-19, 20-29, 30-39, 40-49, 50+. Rows include Hopkins, TEAM, OPPONENTS, and OPP.

* PASSING	Att	Cmp	Yds	Cmp%	Yds/Att	TD	TD%	Int	Int%	Long	Sack/Lost	Rating
A. Smith	328	205	2180	62.5	6.65	10	3.0	5	1.5	52	22/ 121	85.7
J. Johnson	91	52	590	57.1	6.48	3	3.3	4	4.4	79t	9/ 67	69.4
McCoy	54	34	372	63.0	6.89	3	5.6	3	5.6	53t	6/ 36	78.6
Sanchez	35	19	138	54.3	3.94	0	0.0	3	8.6	20	7/ 42	28.0
Way	1	1	7	100.0	7.00	0	0.0	0	0.0	7	0/ 0	95.8
TEAM	509	311	3287	61.1	6.46	16	3.1	15	2.9	79t	44/ 266	78.1
OPPONENTS	537	362	4091	67.4	7.62	27	5.0	15	2.8	90t	46/ 297	95.1

2018 WASHINGTON REDSKINS STATISTICS

RECORD WHEN...

	<u>W-L</u>		<u>W-L</u>		<u>W-L</u>
Redskins Overall	7-9	Redskins score first	7-1	Redskins win time of possession	5-3
Redskins at FedExField	3-5	Opponent scores first	0-8	Redskins lose time of possession	2-6
Redskins on the road	4-4	Redskins score on first possession	2-1	Time of possession is even	0-0
Redskins on Sunday Night	0-0	Redskins lead after 1st quarter	6-0	Redskins win turnover battle	6-2
Redskins on Monday Night	0-2	Redskins trail after 1st quarter	0-9	Redskins lose turnover battle	0-4
Redskins on Thursday Night	0-1	Score tied after 1st quarter	1-0	Turnover battle is even	1-3
Redskins on grass	6-7	Redskins lead at halftime	6-1	Redskins wear Burgundy pants	4-1
Redskins on artificial turf	1-2	Redskins trail at halftime	1-8	Redskins wear Gold pants	0-0
Redskins in a dome	1-2	Score tied at halftime	1-0	Redskins wear White pants	3-6
Redskins in September	2-1	Redskins lead after 3rd quarter	7-0	Redskins wear Throwback pants	0-1
Redskins in October	3-1	Redskins trail after 3rd quarter	1-8	Redskins wear Burgundy jerseys	3-7
Redskins in November	1-3	Score tied after 3rd quarter	0-0	Redskins wear White jerseys	4-1
Redskins in December	1-4	Redskins score under two-minute warning	2-2	Redskins wear Throwback jerseys	0-1
Redskins in January	0-0	Opponent scores under two-minute warning	2-2	Redskins score 17 points or less	2-6
Redskins win coin toss	3-4	Game goes to overtime	0-0	Opponent scores 17 points or less	7-0
Redskins lose coin toss	4-5			Redskins score 18 points or more	5-3
		vs. NFC East	2-4	Opponent scores 18 points or more	0-9
Redskins total 0-199 net yards	0-1	vs. NFC East at home	1-2		
Redskins total 200-299 net yards	3-5	vs. NFC East on road	1-2		
Redskins total 300-399 net yards	3-3	vs. NFC West	1-0		
Redskins total 400+ net yards	1-0	vs. NFC North	1-0		
Redskins total 0-99 rushing yards	0-6	vs. NFC South	2-2		
Redskins total 100-149 rushing yards	4-2	vs. NFC	6-6		
Redskins total 150+ rushing yards	3-1	vs. AFC East	0-0		
Redskins have (a) 100-yard rusher(s)	2-1	vs. AFC West	0-0		
Redskins total 0-149 passing yards	0-2	vs. AFC North	0-0		
Redskins total 150-199 passing yards	5-2	vs. AFC South	1-3		
Redskins total 200-299 passing yards	2-4	vs. AFC	1-3		
Redskins total 300+ passing yards	0-1				
Redskins have a 300-yard passer	0-1				

2018 WASHINGTON REDSKINS STATISTICS

STARTING LINEUPS

OFFENSE

	WR	LT	LG	C	RG	RT	TE	WR	QB	RB	WR/RB/TE
9/9 @ARI	J. Doctson	T. Williams	S. Lauvao	C. Roullier	B. Scherff	M. Moses	J. Reed	J. Crowder	A. Smith	A. Peterson	P. Richardson Jr.
9/16 IND	J. Doctson	T. Williams	S. Lauvao	C. Roullier	B. Scherff	M. Moses	V. Davis	J. Crowder	A. Smith	A. Peterson	P. Richardson Jr.
9/23 GB	V. Davis	T. Williams	C. Roullier	T. Bergstrom	B. Scherff	M. Moses	J. Reed	J. Crowder	A. Smith	A. Peterson	J. Sprinkle
10/8 @NO	M. Harris	T. Williams	C. Roullier	T. Bergstrom	B. Scherff	M. Moses	V. Davis	M. Floyd	A. Smith	A. Peterson	J. Sprinkle
10/14 CAR	B. Quick	T. Williams	C. Roullier	T. Bergstrom	B. Scherff	M. Moses	J. Reed	J. Sprinkle	A. Smith	A. Peterson	V. Davis
10/21 DAL	J. Doctson	T. Williams	S. Lauvao	C. Roullier	B. Scherff	M. Moses	V. Davis	B. Quick	A. Smith	A. Peterson	J. Reed
10/28 @NYG	J. Doctson	T. Williams	S. Lauvao	C. Roullier	B. Scherff	M. Moses	J. Reed	P. Richardson Jr.	A. Smith	A. Peterson	V. Davis
11/4 ATL	J. Doctson	T. Nsekhe	S. Lauvao	C. Roullier	B. Scherff	M. Moses	J. Sprinkle	M. Harris	A. Smith	A. Peterson	P. Richardson Jr.
11/11 @TB	B. Quick	T. Nsekhe	J. Cooper	C. Roullier	T. Bergstrom	M. Moses	J. Reed	V. Davis	A. Smith	A. Peterson	J. Sprinkle
11/18 HOU	J. Doctson	T. Nsekhe	J. Cooper	C. Roullier	T. Bergstrom	M. Moses	J. Reed	M. Harris	A. Smith	A. Peterson	T. Quinn
11/22 @DAL	J. Doctson	T. Williams	J. Cooper	C. Roullier	T. Bergstrom	M. Moses	V. Davis	M. Harris	C. McCoy	A. Peterson	T. Quinn
12/3 @PHI	J. Doctson	T. Williams	J. Cooper	C. Roullier	T. Bergstrom	M. Moses	J. Reed	J. Crowder	C. McCoy	A. Peterson	M. Harris
12/9 NYG	J. Doctson	T. Williams	T. Nsekhe	C. Roullier	A. Howard	M. Moses	J. Sprinkle	M. Harris	M. Sanchez	A. Peterson	J. Crowder
12/16 @JAX	J. Doctson	T. Williams	T. Nsekhe	C. Roullier	L. Bowanko	M. Moses	J. Sprinkle	M. Harris	J. Johnson	A. Peterson	M. Flanagan
12/23 @TEN	J. Doctson	T. Williams	L. Bowanko	C. Roullier	Z. Kerin	M. Moses	J. Sprinkle	J. Crowder	J. Johnson	A. Peterson	M. Floyd
12/30 PHI	J. Doctson	T. Williams	L. Bowanko	C. Roullier	T. Bergstrom	M. Moses	J. Sprinkle	M. Floyd	J. Johnson	A. Peterson	J. Crowder

DEFENSE

	DE	NT	DE/CB	SLB	MLB	MLB	WLB	CB	CB	S	S
9/9 @ARI	J. Allen	D. Payne	M. Ioannidis	P. Smith	Z. Brown	M. Foster	R. Kerrigan	D. Everett	J. Norman	M. Nicholson	D. Swearinger
9/16 IND	J. Allen	D. Payne	P. Smith	F. Moreau	Z. Brown	M. Foster	R. Kerrigan	Q. Dunbar	J. Norman	M. Nicholson	D. Swearinger
9/23 GB	J. Allen	D. Payne	P. Smith	F. Moreau	Z. Brown	M. Foster	R. Kerrigan	Q. Dunbar	J. Norman	M. Nicholson	D. Swearinger
10/8 @NO	J. Allen	D. Payne	M. Ioannidis	P. Smith	Z. Brown	M. Foster	R. Kerrigan	Q. Dunbar	J. Norman	M. Nicholson	D. Swearinger
10/14 CAR	J. Allen	D. Payne	P. Smith	F. Moreau	Z. Brown	M. Foster	R. Kerrigan	Q. Dunbar	J. Norman	M. Nicholson	D. Swearinger
10/21 DAL	J. Allen	D. Payne	P. Smith	F. Moreau	Z. Brown	M. Foster	R. Kerrigan	G. Stroman	J. Norman	M. Nicholson	D. Swearinger
10/28 @NYG	J. Allen	D. Payne	M. Ioannidis	P. Smith	Z. Brown	M. Foster	R. Kerrigan	G. Stroman	J. Norman	M. Nicholson	D. Swearinger
11/4 ATL	J. Allen	D. Payne	M. Ioannidis	P. Smith	Z. Brown	M. Foster	R. Kerrigan	Q. Dunbar	J. Norman	H. Clinton-Dix	D. Swearinger
11/11 @TB	J. Allen	D. Payne	P. Smith	F. Moreau	Z. Brown	M. Foster	R. Kerrigan	D. Johnson	J. Norman	H. Clinton-Dix	D. Swearinger
11/18 HOU	J. Allen	D. Payne	M. Ioannidis	P. Smith	Z. Brown	M. Foster	R. Kerrigan	F. Moreau	J. Norman	H. Clinton-Dix	D. Swearinger
11/22 @DAL	J. Allen	D. Payne	M. Ioannidis	P. Smith	Z. Brown	M. Foster	R. Kerrigan	Q. Dunbar	J. Norman	H. Clinton-Dix	D. Swearinger
12/3 @PHI	J. Allen	D. Payne	S. McGee	P. Smith	Z. Brown	M. Foster	R. Kerrigan	F. Moreau	J. Norman	H. Clinton-Dix	D. Swearinger
12/9 NYG	J. Allen	D. Payne	M. Ioannidis	P. Smith	S. Hamilton	M. Foster	R. Kerrigan	F. Moreau	J. Norman	H. Clinton-Dix	D. Swearinger
12/16 @JAX	J. Allen	D. Payne	M. Ioannidis	P. Smith	S. Hamilton	M. Foster	R. Kerrigan	D. Everett	J. Norman	H. Clinton-Dix	D. Swearinger
12/23 @TEN	J. Allen	D. Payne	M. Ioannidis	P. Smith	S. Hamilton	M. Foster	R. Kerrigan	F. Moreau	J. Norman	H. Clinton-Dix	D. Swearinger
12/30 PHI	J. Allen	D. Payne	G.Stroman	P. Smith	S. Hamilton	M. Foster	R. Kerrigan	F. Moreau	J. Norman	H. Clinton-Dix	D. Everett

2018 WASHINGTON REDSKINS STATISTICS

PASSING

11 Alex Smith

	ATT	COM	YDS	PERC	YDS/ATT	TD	INT	LG	SK (YDS)	RATE
9/9 @ARI	30	21	255	70.0%	8.5	2	0	52	3 (8)	118.1
9/16 IND	46	33	292	71.7%	6.3	0	0	34	3 (23)	88.3
9/23 GB	20	12	220	60.0%	11.0	2	1	50	0 (0)	110.4
10/8 @NO	39	23	275	59.0%	7.1	0	1	42	3 (31)	69.9
10/14 CAR	36	21	163	58.3%	4.5	2	0	22	3 (7)	88.1
10/21 DAL	25	14	178	56.0%	7.1	1	0	27	1 (3)	91.8
10/28 @NYG	32	20	178	62.5%	5.6	1	0	25	0 (0)	87.8
11/4 ATL	46	30	306	65.2%	6.7	1	1	33	3 (19)	82.3
11/11 @TB	27	19	178	70.4%	6.6	1	0	24	3 (8)	100.5
11/18 HOU	27	12	135	44.4%	5.0	0	2	24	3 (22)	29.1
11/22 @DAL	Reserve/Injured									
12/3 @PHI	Reserve/Injured									
12/9 NYG	Reserve/Injured									
12/16 @JAX	Reserve/Injured									
12/23 @TEN	Reserve/Injured									
12/30 PHI	Reserve/Injured									
TOTALS	328	205	2180	62.5%	6.6	10	5	52	22 (121)	85.7

12 Colt McCoy

	ATT	COM	YDS	PERC	YDS/ATT	TD	INT	LG	SK (YDS)	RATE
9/9 @ARI	Did Not Play									
9/16 IND	Did Not Play									
9/23 GB	Did Not Play									
10/8 @NO	Did Not Play									
10/14 CAR	Did Not Play									
10/21 DAL	Did Not Play									
10/28 @NYG	Did Not Play									
11/4 ATL	Did Not Play									
11/11 @TB	Did Not Play									
11/18 HOU	12	6	54	50.0%	4.5	1	0	12	2 (13)	90.3
11/22 @DAL	38	24	268	63.2%	7.1	2	3	53	3 (17)	68.8
12/3 @PHI	4	4	50	100.0%	12.5	0	0	32	1 (6)	118.8
12/9 NYG	Inactive									
12/16 @JAX	Inactive									
12/23 @TEN	Inactive									
12/30 PHI	Reserve/Injured									
TOTALS	54	34	372	63.0%	6.9	3	3	53	6 (36)	78.6

2018 WASHINGTON REDSKINS STATISTICS

6 Mark Sanchez

	ATT	COM	YDS	PERC	YDS/ATT	TD	INT	LG	SK (YDS)	RATE
9/9 @ARI	Not With Team									
9/16 IND	Not With Team									
9/23 GB	Not With Team									
10/8 @NO	Not With Team									
10/14 CAR	Not With Team									
10/21 DAL	Not With Team									
10/28 @NYG	Not With Team									
11/4 ATL	Not With Team									
11/11 @TB	Not With Team									
11/18 HOU	Not With Team									
11/22 @DAL	Did Not Play									
12/3 @PHI	21	13	100	61.9%	4.8	0	1	20	2 (13)	53.7
12/9 NYG	14	6	38	42.9%	2.7	0	2	10	5 (29)	10.7
12/16 @JAX	Did Not Play									
12/23 @TEN	Did Not Play									
12/30 PHI	Did Not Play									
TOTALS	35	19	138	54.3%	3.9	0	3	20	7 (42)	28.0

8 Josh Johnson

	ATT	COM	YDS	PERC	YDS/ATT	TD	INT	LG	SK (YDS)	RATE
9/9 @ARI	Not With Team									
9/16 IND	Not With Team									
9/23 GB	Not With Team									
10/8 @NO	Not With Team									
10/14 CAR	Not With Team									
10/21 DAL	Not With Team									
10/28 @NYG	Not With Team									
11/4 ATL	Not With Team									
11/11 @TB	Not With Team									
11/18 HOU	Not With Team									
11/22 @DAL	Not With Team									
12/3 @PHI	Not With Team									
12/9 NYG	16	11	195	68.8%	12.2	1	1	79	0 (0)	104.9
12/16 @JAX	25	16	151	64.0%	6.0	1	0	33	3 (15)	93.9
12/23 @TEN	23	13	153	56.5%	6.6	1	2	30	2 (22)	55.2
12/30 PHI	27	12	91	44.4%	3.4	0	1	20	4 (30)	37.7
TOTALS	91	52	590	57.1%	6.5	3	4	79	5 (37)	69.4

2018 WASHINGTON REDSKINS STATISTICS

RUSHING

35 Kapri Bibbs

	ATT	YDS	AVG.	LG	TD
9/9 @ARI	Practice Squad				
9/16 IND	Practice Squad				
9/23 GB	2	3	1.5	2	0
10/8 @NO	4	9	2.3	5	1
10/14 CAR	2	11	5.5	8	0
10/21 DAL	2	13	6.5	13	0
10/28 @NYG	0	0	0.0	0	0
11/4 ATL	3	20	6.7	13	1
11/11 @TB	3	28	9.3	15	0
11/18 HOU	1	0	0.0	0	0
11/22 @DAL	3	17	5.7	8	1
12/3 @PHI	0	0	0.0	0	0
12/9 NYG	Inactive				
12/16 @JAX	Not With Team				
12/23 @TEN	Not With Team				
12/30 PHI	Not With Team				
TOTALS	20	101	5.1	15	3

16 Jehu Chesson

	ATT	YDS	AVG.	LG	TD
9/9 @ARI	Practice Squad				
9/16 IND	0	0	0.0	0	0
9/23 GB	Practice Squad				
10/8 @NO	Practice Squad				
10/14 CAR	Practice Squad				
10/21 DAL	0	0	0.0	0	0
10/28 @NYG	0	0	0.0	0	0
11/4 ATL	0	0	0.0	0	0
11/11 @TB	0	0	0.0	0	0
11/18 HOU	0	0	0.0	0	0
11/22 @DAL	0	0	0.0	0	0
12/3 @PHI	1	-4	-4.0	(-4)	0
12/9 NYG	0	0	0.0	0	0
12/16 @JAX	0	0	0.0	0	0
12/23 @TEN	0	0	0.0	0	0
12/30 PHI	0	0	0	0	0
TOTALS	1	-4	-4.0	-4	0

80 Jamison Crowder

	ATT	YDS	AVG.	LG	TD
9/9 @ARI	0	0	0.0	0	0
9/16 IND	2	29	14.5	25	0
9/23 GB	1	6	6.0	6	0
10/8 @NO	0	0	0.0	0	0
10/14 CAR	Inactive				
10/21 DAL	Inactive				
10/28 @NYG	Inactive				
11/4 ATL	Inactive				
11/11 @TB	Inactive				
11/18 HOU	Inactive				
11/22 @DAL	Inactive				
12/3 @PHI	1	-5	-5.0	-5	0
12/9 NYG	0	0	0.0	0	0
12/16 @JAX	0	0	0.0	0	0
12/23 @TEN	0	0	0.0	0	0
12/30 PHI	0	0	0	0	0
TOTALS	4	30	7.5	25	0

13 Maurice Harris

	ATT	YDS	AVG.	LG	TD
9/9 @ARI	0	0	0.0	0	0
9/16 IND	0	0	0.0	0	0
9/23 GB	0	0	0.0	0	0
10/8 @NO	0	0	0.0	0	0
10/14 CAR	1	6	6.0	6	0
10/21 DAL	0	0	0.0	0	0
10/28 @NYG	0	0	0.0	0	0
11/4 ATL	0	0	0.0	0	0
11/11 @TB	1	4	4.0	4	0
11/18 HOU	0	0	0.0	0	0
11/22 @DAL	0	0	0.0	0	0
12/3 @PHI	0	0	0.0	0	0
12/9 NYG	0	0	0.0	0	0
12/16 @JAX	0	0	0.0	0	0
12/23 @TEN	Inactive				
12/30 PHI	Reserve/Injured				
TOTALS	2	10	5.0	6	0

8 Josh Johnson

	ATT	YDS	AVG.	LG	TD
9/9 @ARI	Not With Team				
9/16 IND	Not With Team				
9/23 GB	Not With Team				
10/8 @NO	Not With Team				
10/14 CAR	Not With Team				
10/21 DAL	Not With Team				
10/28 @NYG	Not With Team				
11/4 ATL	Not With Team				
11/11 @TB	Not With Team				
11/18 HOU	Not With Team				
11/22 @DAL	Not With Team				
12/3 @PHI	Not With Team				
12/9 NYG	7	45	6.4	13	1
12/16 @JAX	9	49	5.4	16	0
12/23 @TEN	4	22	5.5	16	0
12/30 PHI	3	7	2	6	0
TOTALS	23	123	5.3	16	1

20 Rob Kelley

	ATT	YDS	AVG.	LG	TD
9/9 @ARI	3	7	2.3	6	0
9/16 IND	1	1	1.0	1	0
9/23 GB	Reserve/Injured				
10/8 @NO	Reserve/Injured				
10/14 CAR	Reserve/Injured				
10/21 DAL	Reserve/Injured				
10/28 @NYG	Reserve/Injured				
11/4 ATL	Reserve/Injured				
11/11 @TB	Reserve/Injured				
11/18 HOU	Reserve/Injured				
11/22 @DAL	Reserve/Injured				
12/3 @PHI	Reserve/Injured				
12/9 NYG	Reserve/Injured				
12/16 @JAX	Reserve/Injured				
12/23 @TEN	Reserve/Injured				
12/30 PHI	Reserve/Injured				
TOTALS	4	8	2.0	6	0

2018 WASHINGTON REDSKINS STATISTICS

RECEIVING

46 Kapri Bibbs

	REC	YDS	AVG.	LG	TD
9/9 @ARI	Practice Squad				
9/16 IND	Practice Squad				
9/23 GB	0	0	0.0	0	0
10/8 @NO	0	0	0.0	0	0
10/14 CAR	1	6	6.0	6	0
10/21 DAL	4	43	10.8	23	1
10/28 @NYG	0	0	0.0	0	0
11/4 ATL	1	15	15.0	15	0
11/11 @TB	2	13	6.5	11	0
11/18 HOU	2	6	3.0	6	0
11/22 @DAL	3	19	6.3	8	0
12/3 @PHI	0	0	0.0	0	0
12/9 NYG	Inactive				
12/16 @JAX	Not With Team				
12/23 @TEN	Not With Team				
12/30 PHI	Not With Team				
TOTALS	13	102	7.8	23	1

16 Jehu Chesson

	REC	YDS	AVG.	LG	TD
9/9 @ARI	Practice Squad				
9/16 IND	0	0	0.0	0	0
9/23 GB	Practice Squad				
10/8 @NO	Practice Squad				
10/14 CAR	Practice Squad				
10/21 DAL	0	0	0.0	0	0
10/28 @NYG	0	0	0.0	0	0
11/4 ATL	0	0	0.0	0	0
11/11 @TB	0	0	0.0	0	0
11/18 HOU	0	0	0.0	0	0
11/22 @DAL	0	0	0.0	0	0
12/3 @PHI	0	0	0.0	0	0
12/9 NYG	0	0	0.0	0	0
12/16 @JAX	0	0	0.0	0	0
12/23 @TEN	0	0	0.0	0	0
12/30 PHI	1	7	7.0	7	0
TOTALS	1	7	7.0	7	0

80 Jamison Crowder

	REC	YDS	AVG.	LG	TD
9/9 @ARI	3	32	10.7	17	0
9/16 IND	2	8	4.0	8	0
9/23 GB	4	39	9.8	18	1
10/8 @NO	4	55	13.8	24	0
10/14 CAR	Inactive				
10/21 DAL	Inactive				
10/28 @NYG	Inactive				
11/4 ATL	Inactive				
11/11 @TB	Inactive				
11/18 HOU	Inactive				
11/22 @DAL	Inactive				
12/3 @PHI	4	36	9.0	11	0
12/9 NYG	2	87	43.5	79	1
12/16 @JAX	4	46	11.5	33	0
12/23 @TEN	5	78	15.6	30	0
12/30 PHI	1	7	7.0	7	0
TOTALS	29	388	13.4	79	2

85 Vernon Davis

	REC	YDS	AVG.	LG	TD
9/9 @ARI	1	9	9.0	9	0
9/16 IND	1	7	7.0	7	0
9/23 GB	2	70	35.0	50	0
10/8 @NO	2	15	7.5	9	0
10/14 CAR	3	48	16.0	22	1
10/21 DAL	0	0	0.0	0	0
10/28 @NYG	1	21	21.0	21	0
11/4 ATL	5	62	12.4	20	0
11/11 @TB	0	0	0.0	0	0
11/18 HOU	0	0	0.0	0	0
11/22 @DAL	2	73	36.5	53	1
12/3 @PHI	2	15	7.5	9	0
12/9 NYG	4	31	7.8	11	0
12/16 @JAX	2	16	8.0	9	0
12/23 @TEN	Inactive				
12/30 PHI	Inactive				
TOTALS	25	367	14.7	53	2

18 Josh Doctson

	REC	YDS	AVG.	LG	TD
9/9 @ARI	1	11	11.0	11	0
9/16 IND	4	37	9.3	14	0
9/23 GB	0	0	0.0	0	0
10/8 @NO	Inactive				
10/14 CAR	3	20	6.7	8	0
10/21 DAL	3	42	14.0	15	0
10/28 @NYG	5	49	9.8	15	0
11/4 ATL	3	31	10.3	24	1
11/11 @TB	4	46	11.5	15	1
11/18 HOU	3	32	10.7	12	0
11/22 @DAL	6	66	11.0	17	0
12/3 @PHI	3	51	17.0	32	0
12/9 NYG	4	84	21.0	31	0
12/16 @JAX	0	0	0.0	0	0
12/23 @TEN	3	30	10.0	22	0
12/30 PHI	2	33	16.5	20	0
TOTALS	44	532	12.1	32	2

17 Michael Floyd

	REC	YDS	AVG.	LG	TD
9/9 @ARI	Not With Team				
9/16 IND	Not With Team				
9/23 GB	Inactive				
10/8 @NO	0	0	0.0	0	0
10/14 CAR	0	0	0.0	0	0
10/21 DAL	1	20	20.0	20	0
10/28 @NYG	0	0	0.0	0	0
11/4 ATL	0	0	0.0	0	0
11/11 @TB	2	15	7.5	9	0
11/18 HOU	1	18	18.0	18	0
11/22 @DAL	0	0	0.0	0	0
12/3 @PHI	1	9	9.0	9	0
12/9 NYG	0	0	0.0	0	0
12/16 @JAX	2	16	8.0	11	0
12/23 @TEN	1	7	7.0	7	1
12/30 PHI	2	15	7.5	8	0
TOTALS	10	100	10.0	20	1

2018 WASHINGTON REDSKINS STATISTICS

RECEIVING

13 Maurice Harris

	REC	YDS	AVG.	LG	TD
9/9 @ARI	Inactive				
9/16 IND	Inactive				
9/23 GB	0	0	0.0	0	0
10/8 @NO	3	47	15.7	42	0
10/14 CAR	3	13	4.3	13	0
10/21 DAL	3	22	7.3	10	0
10/28 @NYG	2	20	10.0	16	0
11/4 ATL	10	124	12.4	33	0
11/11 @TB	5	52	10.4	20	0
11/18 HOU	1	13	13.0	13	0
11/22 @DAL	0	0	0.0	0	0
12/3 @PHI	0	0	0.0	0	0
12/9 NYG	0	0	0.0	0	0
12/16 @JAX	1	13	13.0	13	0
12/23 @TEN	Inactive				
12/30 PHI	Reserve/Injured				
TOTALS	28	304	10.9	36	0

20 Rob Kelley

	REC	YDS	AVG.	LG	TD
9/9 @ARI	0	0	0.0	0	0
9/16 IND	0	0	0.0	0	0
9/23 GB	Reserve/Injured				
10/8 @NO	Reserve/Injured				
10/14 CAR	Reserve/Injured				
10/21 DAL	Reserve/Injured				
10/28 @NYG	Reserve/Injured				
11/4 ATL	Reserve/Injured				
11/11 @TB	Reserve/Injured				
11/18 HOU	Reserve/Injured				
11/22 @DAL	Reserve/Injured				
12/3 @PHI	Reserve/Injured				
12/9 NYG	Reserve/Injured				
12/16 @JAX	Reserve/Injured				
12/23 @TEN	Reserve/Injured				
12/30 PHI	Reserve/Injured				
TOTALS	0	0	0	0	0

34 Byron Marshall

	REC	YDS	AVG.	LG	TD
9/9 @ARI	Reserve/Injured				
9/16 IND	Reserve/Injured				
9/23 GB	Reserve/Injured				
10/8 @NO	Reserve/Injured				
10/14 CAR	Reserve/Injured				
10/21 DAL	Reserve/Injured				
10/28 @NYG	Reserve/Injured				
11/4 ATL	Reserve/Injured				
11/11 @TB	Reserve/Injured				
11/18 HOU	0	0	0	0	0
11/22 @DAL	0	0	0	0	0
12/3 @PHI	Inactive				
12/9 NYG	3	13	4.3	6	0
12/16 @JAX	1	17	17.0	17	0
12/23 @TEN	0	0	0.0	0	0
12/30 PHI	0	0	0.0	0	0
TOTALS	4	30	7.5	17	0

32 Samaje Perine

	REC	YDS	AVG.	LG	TD
9/9 @ARI	Inactive				
9/16 IND	Inactive				
9/23 GB	Inactive				
10/8 @NO	Inactive				
10/14 CAR	1	-3	-3.0	-3	0
10/21 DAL	0	0	0.0	0	0
10/28 @NYG	Inactive				
11/4 ATL	2	8	4.0	8	0
11/11 @TB	0	0	0.0	0	0
11/18 HOU	Inactive				
11/22 @DAL	Inactive				
12/3 @PHI	Inactive				
12/9 NYG	Inactive				
12/16 @JAX	Inactive				
12/23 @TEN	Inactive				
12/30 PHI	0	0	0.0	0	0
TOTALS	3	5	1.7	8	0

26 Adrian Peterson

	REC	YDS	AVG.	LG	TD
9/9 @ARI	2	70	35.0	52	0
9/16 IND	3	30	10.0	21	0
9/23 GB	0	0	0.0	0	0
10/8 @NO	2	36	18.0	24	0
10/14 CAR	0	0	0.0	0	0
10/21 DAL	1	8	8.0	8	0
10/28 @NYG	1	7	7.0	7	1
11/4 ATL	3	16	5.3	8	0
11/11 @TB	2	1	0.5	2	0
11/18 HOU	0	0	0.0	0	0
11/22 @DAL	2	9	4.5	9	0
12/3 @PHI	0	0	0.0	0	0
12/9 NYG	1	3	3.0	3	0
12/16 @JAX	2	20	10.0	13	0
12/23 @TEN	1	8	8.0	8	0
12/30 PHI	0	0	0.0	0	0
TOTALS	20	208	10.4	52	1

83 Brian Quick

	REC	YDS	AVG.	LG	TD
9/9 @ARI	Not With Team				
9/16 IND	0	0	0.0	0	0
9/23 GB	0	0	0.0	0	0
10/8 @NO	1	6	6.0	6	0
10/14 CAR	2	12	6.0	6	0
10/21 DAL	0	0	0.0	0	0
10/28 @NYG	Inactive				
11/4 ATL	Inactive				
11/11 @TB	0	0	0.0	0	0
11/18 HOU	Not With Team				
11/22 @DAL	Not With Team				
12/3 @PHI	Not With Team				
12/9 NYG	Not With Team				
12/16 @JAX	Not With Team				
12/23 @TEN	Not With Team				
12/30 PHI	Not With Team				
TOTALS	3	18	6.0	6	0

2018 WASHINGTON REDSKINS STATISTICS

RECEIVING

14 Trey Quinn

	REC	YDS	AVG.	LG	TD
9/9 @ARI	0	0	0.0	0	0
9/16 IND	Reserve/Injured				
9/23 GB	Reserve/Injured				
10/8 @NO	Reserve/Injured				
10/14 CAR	Reserve/Injured				
10/21 DAL	Reserve/Injured				
10/28 @NYG	Reserve/Injured				
11/4 ATL	Reserve/Injured				
11/11 @TB	Reserve/Injured				
11/18 HOU	4	49	12.3	15	0
11/22 @DAL	5	26	5.2	10	1
12/3 @PHI	Inactive				
12/9 NYG	Reserve/Injured				
12/16 @JAX	Reserve/Injured				
12/23 @TEN	Reserve/Injured				
12/30 PHI	Reserve/Injured				
TOTALS	9	75	8.3	15	1

86 Jordan Reed

	REC	YDS	AVG.	LG	TD
9/9 @ARI	4	48	12.0	22	1
9/16 IND	6	55	9.2	19	0
9/23 GB	4	65	16.3	34	0
10/8 @NO	1	21	21.0	21	0
10/14 CAR	5	36	7.2	10	0
10/21 DAL	2	43	21.5	27	0
10/28 @NYG	7	38	5.4	7	0
11/4 ATL	4	34	8.5	12	0
11/11 @TB	4	51	12.8	24	0
11/18 HOU	7	71	10.1	24	1
11/22 @DAL	6	75	12.5	20	0
12/3 @PHI	4	21	5.3	7	0
12/9 NYG	0	0	0.0	0	0
12/16 @JAX	Inactive				
12/23 @TEN	Inactive				
12/30 PHI	Reserve/Injured				
TOTALS	54	558	10.3	34	2

10 Paul Richardson Jr.

	REC	YDS	AVG.	LG	TD
9/9 @ARI	4	22	5.5	7	0
9/16 IND	4	63	15.8	34	0
9/23 GB	1	46	46.0	46	1
10/8 @NO	4	50	12.5	23	0
10/14 CAR	3	31	10.3	21	1
10/21 DAL	Inactive				
10/28 @NYG	2	34	17.0	25	0
11/4 ATL	2	16	8.0	11	0
11/11 @TB	Reserve/Injured				
11/18 HOU	Reserve/Injured				
11/22 @DAL	Reserve/Injured				
12/3 @PHI	Reserve/Injured				
12/9 NYG	Reserve/Injured				
12/16 @JAX	Reserve/Injured				
12/23 @TEN	Reserve/Injured				
12/30 PHI	Reserve/Injured				
TOTALS	20	262	13.1	46	2

89 Cam Sims

	REC	YDS	AVG.	LG	TD
9/9 @ARI	0	0	0.0	0	0
9/16 IND	Reserve/Injured				
9/23 GB	Reserve/Injured				
10/8 @NO	Reserve/Injured				
10/14 CAR	Reserve/Injured				
10/21 DAL	Reserve/Injured				
10/28 @NYG	Reserve/Injured				
11/4 ATL	Reserve/Injured				
11/11 @TB	Reserve/Injured				
11/18 HOU	Reserve/Injured				
11/22 @DAL	Reserve/Injured				
12/3 @PHI	Reserve/Injured				
12/9 NYG	Reserve/Injured				
12/16 @JAX	Reserve/Injured				
12/23 @TEN	Reserve/Injured				
12/30 PHI	Reserve/Injured				
TOTALS	0	0	0	0	0

87 Jeremy Sprinkle

	REC	YDS	AVG.	LG	TD
9/9 @ARI	0	0	0.0	0	0
9/16 IND	0	0	0.0	0	0
9/23 GB	0	0	0.0	0	0
10/8 @NO	0	0	0.0	0	0
10/14 CAR	0	0	0.0	0	0
10/21 DAL	0	0	0.0	0	0
10/28 @NYG	0	0	0.0	0	0
11/4 ATL	0	0	0.0	0	0
11/11 @TB	0	0	0.0	0	0
11/18 HOU	0	0	0.0	0	0
11/22 @DAL	0	0	0.0	0	0
12/3 @PHI	0	0	0.0	0	0
12/9 NYG	0	0	0.0	0	0
12/16 @JAX	3	19	6.3	9	1
12/23 @TEN	2	22	11.0	15	0
12/30 PHI	0	0	0.0	0	0
TOTALS	5	41	8.2	15	1

25 Chris Thompson

	REC	YDS	AVG.	LG	TD
9/9 @ARI	6	63	10.5	23	1
9/16 IND	13	92	7.1	14	0
9/23 GB	1	0	0.0	0	0
10/8 @NO	6	45	7.5	17	0
10/14 CAR	Inactive				
10/21 DAL	Inactive				
10/28 @NYG	2	9	4.5	6	0
11/4 ATL	Inactive				
11/11 @TB	Inactive				
11/18 HOU	Inactive				
11/22 @DAL	Inactive				
12/3 @PHI	3	18	6.0	9	0
12/9 NYG	3	15	5.0	6	0
12/16 @JAX	1	4	4.0	4	0
12/23 @TEN	1	8	8.0	8	0
12/30 PHI	5	14	2.8	7	0
TOTALS	41	268	6.5	23	1

2018 WASHINGTON REDSKINS STATISTICS

DEFENSIVE LINE

95 Jonathan Allen

	TOT	SOLO	ASST.	SACKS/YDS	PD	INT.	FR	FF
9/9 @ARI	1	0	1	0/0	0	0	0	0
9/16 IND	4	3	1	0/0	0	0	0	0
9/23 GB	5	3	2	2/14	0	0	0	0
10/8 @NO	5	0	5	0/0	0	0	0	0
10/14 CAR	2	2	0	0/0	0	0	0	0
10/21 DAL	2	1	1	1/8	0	0	0	0
10/28 @NYG	3	1	2	1/9	0	0	0	0
11/4 ATL	3	3	0	0/0	0	0	0	0
11/11 @TB	3	3	0	0/0	0	0	0	0
11/18 HOU	4	3	1	0/0	0	0	0	0
11/22 @DAL	9	5	4	1/7	0	0	0	0
12/3 @PHI	2	0	2	0/0	0	0	0	0
12/9 NYG	3	1	2	0/0	0	0	0	0
12/16 @JAX	5	4	1	2/15	0	0	0	0
12/23 @TEN	4	3	1	1/8	0	0	0	0
12/30 PHI	6	4	2	0/0	0	0	0	0
TOTALS	46	36	25	8/61	0	0	0	0

99 Caleb Brantley

	TOT	SOLO	ASST.	SACKS/YDS	PD	INT.	FR	FF
9/9 @ARI	Inactive							
9/16 IND	Inactive							
9/23 GB	Inactive							
10/8 @NO	Inactive							
10/14 CAR	Inactive							
10/21 DAL	0	0	0	0/0	0	0	0	0
10/28 @NYG	0	0	0	0/0	0	0	0	0
11/4 ATL	0	0	0	0/0	0	0	0	0
11/11 @TB	Inactive							
11/18 HOU	Inactive							
11/22 @DAL	Inactive							
12/3 @PHI	0	0	0	0/0	0	0	0	0
12/9 NYG	Inactive							
12/16 @JAX	0	0	0	0/0	0	0	0	0
12/23 @TEN	0	0	0	0/0	0	0	0	0
12/30 PHI	1	1	0	0/0	0	0	0	0
TOTALS	1	1	0	0/0	0	0	0	0

90 Ziggy Hood

	TOT	SOLO	ASST.	SACKS/YDS	PD	INT.	FR	FF
9/9 @ARI	1	0	1	0/0	0	0	0	0
9/16 IND	2	1	1	0/0	0	0	0	0
9/23 GB	0	0	0	0/0	0	0	0	0
10/8 @NO	0	0	0	0/0	0	0	0	0
10/14 CAR	0	0	0	0	0	0	0	0
10/21 DAL	Not With Team							
10/28 @NYG	Not With Team							
11/4 ATL	Not With Team							
11/11 @TB	Not With Team							
11/18 HOU	Not With Team							
11/22 @DAL	Not With Team							
12/3 @PHI	Not With Team							
12/9 NYG	Not With Team							
12/16 @JAX	Not With Team							
12/23 @TEN	Not With Team							
12/30 PHI	Not With Team							
TOTALS	3	1	2	0/0	0	0	0	0

98 Matt Ioannidis

	TOT	SOLO	ASST.	SACKS/YDS	PD	INT.	FR	FF
9/9 @ARI	1	1	0	1/4	0	0	1	1
9/16 IND	2	2	0	1/2	0	0	0	0
9/23 GB	2	1	1	1/7	0	0	0	0
10/8 @NO	3	1	2	0/0	0	0	0	0
10/14 CAR	1	1	0	0/0	0	0	0	0
10/21 DAL	1	1	0	0/0	0	0	0	0
10/28 @NYG	5	4	1	2.5/16	0	0	0	0
11/4 ATL	7	6	1	1/8	0	0	0	0
11/11 @TB	1	1	0	1/3	0	0	0	0
11/18 HOU	3	2	1	0/0	0	0	0	0
11/22 @DAL	1	1	0	0/0	0	0	0	0
12/3 @PHI	Inactive							
12/9 NYG	0	0	0	0/0	0	0	0	0
12/16 @JAX	1	0	1	0/0	0	0	0	0
12/23 @TEN	1	1	0	0/0	0	0	0	0
12/30 PHI	Inactive							
TOTALS	29	22	7	7.5/40	0	0	1	1

92 Stacy McGee

	TOT	SOLO	ASST.	SACKS/YDS	PD	INT.	FR	FF
9/9 @ARI	Active/Physically Unable to Perform List							
9/16 IND	Active/Physically Unable to Perform List							
9/23 GB	Active/Physically Unable to Perform List							
10/8 @NO	Active/Physically Unable to Perform List							
10/14 CAR	Active/Physically Unable to Perform List							
10/21 DAL	Active/Physically Unable to Perform List							
10/28 @NYG	Active/Physically Unable to Perform List							
11/4 ATL	Active/Physically Unable to Perform List							
11/11 @TB	1	1	0	0/0	0	0	0	0
11/18 HOU	1	1	0	0/0	0	0	0	0
11/22 @DAL	0	0	0	0/0	0	0	0	0
12/3 @PHI	0	0	0	0/0	0	0	0	0
12/9 NYG	2	1	1	0/0	0	0	0	0
12/16 @JAX	3	2	1	0/0	0	0	0	0
12/23 @TEN	0	0	0	0/0	0	0	0	0
12/30 PHI	2	0	2	1/3	0	0	0	0
TOTALS	9	5	4	0/0	0	0	0	0

95 Daron Payne

	TOT	SOLO	ASST.	SACKS/YDS	PD	INT.	FR	FF
9/9 @ARI	3	2	1	0/0	0	0	0	0
9/16 IND	2	1	1	0/0	0	0	0	0
9/23 GB	5	4	1	1/4	0	0	0	0
10/8 @NO	4	3	1	1/6	0	0	0	1
10/14 CAR	3	2	1	0/0	0	0	0	0
10/21 DAL	4	1	3	0/0	1	0	0	0
10/28 @NYG	4	3	1	1/6	0	0	0	0
11/4 ATL	1	0	1	0/0	0	0	0	0
11/11 @TB	2	0	2	0/0	0	0	0	0
11/18 HOU	7	3	4	0/0	0	0	0	0
11/22 @DAL	4	3	1	1/4	1	0	0	0
12/3 @PHI	1	1	0	0/0	0	0	0	0
12/9 NYG	5	3	2	1/8	0	0	0	0
12/16 @JAX	2	2	0	0/0	0	0	1	0
12/23 @TEN	3	2	1	0/0	1	0	0	0
12/30 PHI	5	5	0	0/0	0	0	0	0
TOTALS	55	35	20	5/28	3	0	1	1

2018 WASHINGTON REDSKINS STATISTICS

LINEBACKERS

50 Josh Keyes

	TOT	SOLO	ASST.	SACKS/YDS	PD	INT.	FR	FF
9/9 @ARI	Inactive							
9/16 IND	Not With Team							
9/23 GB	Not With Team							
10/8 @NO	Not With Team							
10/14 CAR	Not With Team							
10/21 DAL	Not With Team							
10/28 @NYG	Not With Team							
11/4 ATL	Not With Team							
11/11 @TB	Not With Team							
11/18 HOU	Not With Team							
11/22 @DAL	Not With Team							
12/3 @PHI	Not With Team							
12/9 NYG	Not With Team							
12/16 @JAX	Not With Team							
12/23 @TEN	Not With Team							
12/30 PHI	Not With Team							
TOTALS	0	0	0	0/0	0	0	0	0

58 Cassanova McKinzy

	TOT	SOLO	ASST.	SACKS/YDS	PD	INT.	FR	FF
9/9 @ARI	Not With Team							
9/16 IND	Not With Team							
9/23 GB	Not With Team							
10/8 @NO	Not With Team							
10/14 CAR	Not With Team							
10/21 DAL	Not With Team							
10/28 @NYG	Not With Team							
11/4 ATL	Not With Team							
11/11 @TB	1	1	0	0/0	0	0	0	0
11/18 HOU	0	0	0	0/0	0	0	0	0
11/22 @DAL	0	0	0	0/0	0	0	0	0
12/3 @PHI	Reserve/Injured							
12/9 NYG	Reserve/Injured							
12/16 @JAX	Reserve/Injured							
12/23 @TEN	Reserve/Injured							
12/30 PHI	Reserve/Injured							
TOTALS	1	1	0	0/0	0	0	0	0

96 Pernell McPhee

	TOT	SOLO	ASST.	SACKS/YDS	PD	INT.	FR	FF
9/9 @ARI	1	0	1	0/0	0	0	0	0
9/16 IND	0	0	0	0/0	0	0	0	0
9/23 GB	0	0	0	0/0	0	0	0	0
10/8 @NO	1	1	0	0/0	0	0	1	0
10/14 CAR	0	0	0	0/0	0	0	0	0
10/21 DAL	0	0	0	0/0	0	0	0	0
10/28 @NYG	1	1	0	0/0	0	0	0	0
11/4 ATL	1	1	0	0/0	1	0	0	0
11/11 @TB	Inactive							
11/18 HOU	Inactive							
11/22 @DAL	Inactive							
12/3 @PHI	1	1	0	0/0	0	0	0	0
12/9 NYG	1	0	1	0/0	0	0	0	0
12/16 @JAX	1	1	0	0/0	0	0	0	0
12/23 @TEN	1	1	0	0/0	0	0	0	0
12/30 PHI	3	2	1	0/0	1	0	0	0
TOTALS	11	8	3	0/0	2	0	1	0

48 Marcus Smith

	TOT	SOLO	ASST.	SACKS/YDS	PD	INT.	FR	FF
9/9 @ARI	Not With Team							
9/16 IND	Not With Team							
9/23 GB	Not With Team							
10/8 @NO	Not With Team							
10/14 CAR	Not With Team							
10/21 DAL	Not With Team							
10/28 @NYG	Not With Team							
11/4 ATL	Not With Team							
11/11 @TB	Not With Team							
11/18 HOU	Not With Team							
11/22 @DAL	Not With Team							
12/3 @PHI	Not With Team							
12/9 NYG	0	0	0	0/0	0	0	0	0
12/16 @JAX	Not With Team							
12/23 @TEN	Not With Team							
12/30 PHI	0	0	0	0/0	0	0	0	0
TOTALS	0	0	0	0/0	0	0	0	0

94 Preston Smith

	TOT	SOLO	ASST.	SACKS/YDS	PD	INT.	FR	FF
9/9 @ARI	0	0	0	0/0	0	0	0	0
9/16 IND	4	2	2	0/0	0	0	0	0
9/23 GB	7	6	1	0/0	0	0	0	0
10/8 @NO	4	2	2	0/0	0	0	0	0
10/14 CAR	1	1	0	0/0	0	0	0	0
10/21 DAL	1	0	1	0/0	1	0	1	0
10/28 @NYG	3	1	2	0/0	1	0	0	0
11/4 ATL	1	1	0	0/0	0	0	0	0
11/11 @TB	3	2	1	1/5	0	0	0	1
11/18 HOU	4	3	1	1/12	1	1	0	0
11/22 @DAL	8	3	5	1.5/13.5	0	0	0	0
12/3 @PHI	3	3	0	0/0	0	0	0	0
12/9 NYG	5	3	2	0/0	0	0	0	0
12/16 @JAX	3	1	2	0.5/2	0	0	0	0
12/23 @TEN	4	2	2	0/0	0	0	0	0
12/30 PHI	2	1	1	0/0	0	0	0	0
TOTALS	53	31	22	4/32.5	3	1	1	1

56 Zach Vigil

	TOT	SOLO	ASST.	SACKS/YDS	PD	INT.	FR	FF
9/9 @ARI	3	3	0	0/0	0	0	0	0
9/16 IND	0	0	0	0/0	0	0	0	0
9/23 GB	0	0	0	0/0	0	0	0	0
10/8 @NO	0	0	0	0/0	0	0	0	0
10/14 CAR	0	0	0	0/0	0	0	0	0
10/21 DAL	0	0	0	0/0	0	0	0	0
10/28 @NYG	0	0	0	0/0	0	0	0	0
11/4 ATL	0	0	0	0/0	0	0	0	0
11/11 @TB	Inactive							
11/18 HOU	0	0	0	0/0	0	0	0	0
11/22 @DAL	Inactive							
12/3 @PHI	0	0	0	0/0	0	0	0	0
12/9 NYG	0	0	0	0/0	0	0	0	0
12/16 @JAX	0	0	0	0/0	0	0	0	0
12/23 @TEN	0	0	0	0/0	0	0	0	0
12/30 PHI	0	0	0	0/0	0	0	0	0
TOTALS	3	3	0	0/0	0	0	0	0

2018 WASHINGTON REDSKINS STATISTICS

DEFENSIVE BACKS

39 Adonis Alexander

	TOT	SOLO	ASST.	SACKS/YDS	PD	INT.	FR	FF
9/9 @ARI	Inactive							
9/16 IND	Inactive							
9/23 GB	Inactive							
10/8 @NO	Inactive							
10/14 CAR	Inactive							
10/21 DAL	0	0	0	0/0	0	0	0	0
10/28 @NYG	0	0	0	0/0	0	0	0	0
11/4 ATL	Inactive							
11/11 @TB	0	0	0	0/0	0	0	0	0
11/18 HOU	0	0	0	0/0	0	0	0	0
11/22 @DAL	Inactive							
12/3 @PHI	2	2	0	0/0	0	0	0	0
12/9 NYG	0	0	0	0/0	0	0	0	0
12/16 @JAX	0	0	0	0/0	0	0	0	0
12/23 @TEN	0	0	0	0/0	0	0	0	0
12/30 PHI	1	1	0	0/0	0	0	0	0
TOTALS	3	3	0	0/0	0	0	0	0

20 Ha Ha Clinton-Dix

	TOT	SOLO	ASST.	SACKS/YDS	PD	INT.	FR	FF
9/9 @ARI	Not With Team							
9/16 IND	Not With Team							
9/23 GB	Not With Team							
10/8 @NO	Not With Team							
10/14 CAR	Not With Team							
10/21 DAL	Not With Team							
10/28 @NYG	Not With Team							
11/4 ATL	7	5	2	0/0	0	0	0	0
11/11 @TB	8	8	0	0/0	1	0	1	0
11/18 HOU	13	11	2	0/0	0	0	0	1
11/22 @DAL	4	3	1	0/0	0	0	0	0
12/3 @PHI	7	7	0	0/0	0	0	0	0
12/9 NYG	7	5	2	0/0	1	0	0	0
12/16 @JAX	5	5	0	0/0	1	0	0	0
12/23 @TEN	8	7	1	0/0	0	0	0	0
12/30 PHI	6	4	2	0/0	0	0	0	0
TOTALS	65	55	10	0/0	3	0	1	1

23 Quinton Dunbar

	TOT	SOLO	ASST.	SACKS/YDS	PD	INT.	FR	FF
9/9 @ARI	5	4	1	0/0	3	1	0	0
9/16 IND	5	5	0	0/0	1	0	0	0
9/23 GB	6	6	0	0/0	0	0	0	0
10/8 @NO	6	5	1	0/0	1	0	0	0
10/14 CAR	6	6	0	0/0	0	0	0	0
10/21 DAL	Inactive							
10/28 @NYG	Inactive							
11/4 ATL	6	5	1	0/0	3	1	0	0
11/11 @TB	Inactive							
11/18 HOU	Inactive							
11/22 @DAL	4	4	0	0/0	1	0	0	0
12/3 @PHI	Inactive							
12/9 NYG	Reserve/Injured							
12/16 @JAX	Reserve/Injured							
12/23 @TEN	Reserve/Injured							
12/30 PHI	Reserve/Injured							
TOTALS	38	35	3	0/0	9	2	0	0

22 Deshazor Everett

	TOT	SOLO	ASST.	SACKS/YDS	PD	INT.	FR	FF
9/9 @ARI	0	0	0	0/0	0	0	0	0
9/16 IND	0	0	0	0/0	0	0	0	0
9/23 GB	1	1	0	0/0	0	0	0	0
10/8 @NO	1	1	0	0/0	0	0	0	0
10/14 CAR	0	0	0	0/0	0	0	0	0
10/21 DAL	0	0	0	0/0	0	0	0	0
10/28 @NYG	0	0	0	0/0	0	0	0	0
11/4 ATL	0	0	0	0/0	0	0	0	0
11/11 @TB	1	1	0	0/0	0	0	0	0
11/18 HOU	0	0	0	0/0	0	0	0	0
11/22 @DAL	2	1	1	0/0	0	0	0	0
12/3 @PHI	1	0	1	0/0	0	0	0	0
12/9 NYG	1	1	0	0/0	0	0	0	0
12/16 @JAX	0	0	0	0/0	0	0	0	0
12/23 @TEN	0	0	0	0/0	0	0	0	0
12/30 PHI	9	5	4	0/0	1	1	0	0
TOTALS	16	10	6	0/0	1	1	0	0

38 Joshua Holsey

	TOT	SOLO	ASST.	SACKS/YDS	PD	INT.	FR	FF
9/9 @ARI	Non-Football Injury List							
9/16 IND	Non-Football Injury List							
9/23 GB	Non-Football Injury List							
10/8 @NO	Non-Football Injury List							
10/14 CAR	Non-Football Injury List							
10/21 DAL	Non-Football Injury List							
10/28 @NYG	Non-Football Injury List							
11/4 ATL	Non-Football Injury List							
11/11 @TB	Non-Football Injury List							
11/18 HOU	Non-Football Injury List							
11/22 @DAL	Practice Squad							
12/3 @PHI	Practice Squad							
12/9 NYG	Practice Squad							
12/16 @JAX	2	2	0	0/0	0	0	0	0
12/23 @TEN	Reserve/Injured							
12/30 PHI	Reserve/Injured							
TOTALS	2	2	0	0/0	0	0	0	0

41 Danny Johnson

	TOT	SOLO	ASST.	SACKS/YDS	PD	INT.	FR	FF
9/9 @ARI	1	1	0	0/0	0	0	0	0
9/16 IND	0	0	0	0/0	0	0	0	0
9/23 GB	0	0	0	0/0	0	0	0	0
10/8 @NO	1	1	0	0/0	0	0	0	0
10/14 CAR	1	0	1	0/0	0	0	0	0
10/21 DAL	1	1	0	0/0	0	0	0	0
10/28 @NYG	0	0	0	0/0	0	0	0	0
11/4 ATL	2	2	0	0/0	0	0	0	0
11/11 @TB	4	4	0	0/0	1	0	0	0
11/18 HOU	0	0	0	0/0	0	0	0	0
11/22 @DAL	0	0	0	0/0	0	0	0	0
12/3 @PHI	0	0	0	0/0	0	0	0	0
12/9 NYG	0	0	0	0/0	0	0	0	0
12/16 @JAX	1	0	1	0/0	0	0	0	0
12/23 @TEN	Reserve/Injured							
12/30 PHI	Reserve/Injured							
TOTALS	11	9	2	0/0	1	0	0	0

2018 WASHINGTON REDSKINS STATISTICS

KICKOFF RETURNS

46 Kapri Bibbs

	NO.	YDS	AVG.	FC	LG	TD
9/9 @ARI	Practice Squad					
9/16 IND	Practice Squad					
9/23 GB	0	0	0.0	0	0	0
10/8 @NO	0	0	0.0	0	0	0
10/14 CAR	1	18	18.0	0	18	0
10/21 DAL	0	0	0.0	0	0	0
10/28 @NYG	1	20	20.0	0	20	0
11/4 ATL	1	19	19.0	0	19	0
11/11 @TB	0	0	0.0	0	0	0
11/18 HOU	0	0	0.0	0	0	0
11/22 @DAL	0	0	0.0	0	0	0
12/3 @PHI	0	0	0.0	0	0	0
12/9 NYG	Inactive					
12/16 @JAX	Not With Team					
12/23 @TEN	Not With Team					
12/30 PHI	Not With Team					
TOTALS	3	57	19.0	0	20	0

41 Danny Johnson

	NO.	YDS	AVG.	FC	LG	TD
9/9 @ARI	1	24	24.0	0	24	0
9/16 IND	0	0	0.0	0	0	0
9/23 GB	1	15	15.0	0	15	0
10/8 @NO	2	45	22.5	0	26	0
10/14 CAR	0	0	0.0	0	0	0
10/21 DAL	0	0	0.0	0	0	0
10/28 @NYG	0	0	0.0	0	0	0
11/4 ATL	0	0	0.0	0	0	0
11/11 @TB	1	19	19.0	0	0	0
11/18 HOU	4	78	19.5	0	27	0
11/22 @DAL	1	44	44.0	0	44	0
12/3 @PHI	0	0	0.0	0	0	0
12/9 NYG	2	58	29.0	0	29	0
12/16 @JAX	0	0	0.0	0	0	0
12/23 @TEN	Reserve/Injured					
12/30 PHI	Reserve/Injured					
TOTALS	12	283	23.6	0	44	0

13 Maurice Harris

	NO.	YDS	AVG.	FC	LG	TD
9/9 @ARI	Inactive					
9/16 IND	Inactive					
9/23 GB	0	0	0.0	0	0	0
10/8 @NO	0	0	0.0	0	0	0
10/14 CAR	0	0	0.0	0	0	0
10/21 DAL	0	0	0.0	0	0	0
10/28 @NYG	0	0	0.0	0	0	0
11/4 ATL	0	0	0.0	0	0	0
11/11 @TB	0	0	0.0	0	0	0
11/18 HOU	0	0	0.0	0	0	0
11/22 @DAL	0	0	0.0	0	0	0
12/3 @PHI	0	0	0.0	0	0	0
12/9 NYG	0	0	0.0	0	0	0
12/16 @JAX	0	0	0.0	0	0	0
12/23 @TEN	Inactive					
12/30 PHI	Reserve/Injured					
TOTALS	0	0	0	0	0	0

34 Byron Marshall

	NO.	YDS	AVG.	FC	LG	TD
9/9 @ARI	Reserve/Injured					
9/16 IND	Reserve/Injured					
9/23 GB	Reserve/Injured					
10/8 @NO	Reserve/Injured					
10/14 CAR	Reserve/Injured					
10/21 DAL	Reserve/Injured					
10/28 @NYG	Reserve/Injured					
11/4 ATL	Reserve/Injured					
11/11 @TB	Reserve/Injured					
11/18 HOU	0	0	0.0	0	0	0
11/22 @DAL	0	0	0.0	0	0	0
12/3 @PHI	Inactive					
12/9 NYG	0	0	0.0	0	0	0
12/16 @JAX	2	31	15.5	0	23	0
12/23 @TEN	1	28	28.0	0	28	0
12/30 PHI	3	55	18.3	0	23	0
TOTALS	6	114	19.0	0	28	0

87 Jeremy Sprinkle

	NO.	YDS	AVG.	FC	LG	TD
9/9 @ARI	0	0	0	0	0	0
9/16 IND	0	0	0	0	0	0
9/23 GB	0	0	0.0	0	0	0
10/8 @NO	0	0	0.0	0	0	0
10/14 CAR	1	6	6.0	0	6	0
10/21 DAL	0	0	0.0	0	0	0
10/28 @NYG	0	0	0.0	0	0	0
11/4 ATL	0	0	0.0	0	0	0
11/11 @TB	0	0	0.0	0	0	0
11/18 HOU	0	0	0.0	0	0	0
11/22 @DAL	0	0	0.0	0	0	0
12/3 @PHI	0	0	0.0	0	0	0
12/9 NYG	0	0	0.0	0	0	0
12/16 @JAX	0	0	0.0	0	0	0
12/23 @TEN	0	0	0.0	0	0	0
12/30 PHI	0	0	0.0	0	0	0
TOTALS	1	6	6.0	0	6	0

37 Greg Stroman

	NO.	YDS	AVG.	FC	LG	TD
9/9 @ARI	0	0	0	0	0	0
9/16 IND	1	16	16.0	0	16	0
9/23 GB	1	18	18.0	0	18	0
10/8 @NO	0	0	0.0	0	0	0
10/14 CAR	0	0	0.0	0	0	0
10/21 DAL	0	0	0.0	0	0	0
10/28 @NYG	0	0	0.0	0	0	0
11/4 ATL	4	76	19.0	0	23	0
11/11 @TB	0	0	0.0	0	0	0
11/18 HOU	0	0	0.0	0	0	0
11/22 @DAL	0	0	0.0	0	0	0
12/3 @PHI	0	0	0.0	0	0	0
12/9 NYG	0	0	0.0	0	0	0
12/16 @JAX	Inactive					
12/23 @TEN	Inactive					
12/30 PHI	0	0	0.0	0	0	0
TOTALS	6	110	18.3	0	23	0

2018 WASHINGTON REDSKINS STATISTICS

KICKOFF RETURNS

25 Chris Thompson

	NO.	YDS	AVG.	FC	LG	TD
9/9 @ARI	1	0	0.0	0	0	0
9/16 IND	0	0	0.0	0	0	0
9/23 GB	0	0	0.0	0	0	0
10/8 @NO	0	0	0.0	0	0	0
10/14 CAR	Inactive					

2018 WASHINGTON REDSKINS STATISTICS

PUNT RETURNS

13 Maurice Harris

	NO.	YDS	AVG.	FC	LG	TD
9/9 @ARI	Inactive					
9/16 IND	Inactive					
9/23 GB	0	0	0.0	0	0	0
10/8 @NO	0	0	0.0	0	0	0
10/14 CAR	0	0	0.0	0	0	0
10/21 DAL	0	0	0.0	0	0	0
10/28 @NYG	0	0	0.0	0	0	0
11/4 ATL	0	0	0.0	0	0	0
11/11 @TB	0	0	0.0	0	0	0
11/18 HOU	0	0	0.0	0	0	0
11/22 @DAL	0	0	0.0	0	0	0
12/3 @PHI	0	0	0.0	1	0	0
12/9 NYG	0	0	0.0	0	0	0
12/16 @JAX	3	11	3.7	2	6	0
12/23 @TEN	Inactive					
12/30 PHI	Reserve/Injured					
TOTALS	3	11	3.7	3	6	0

14 Trey Quinn

	NO.	YDS	AVG.	FC	LG	TD
9/9 @ARI	2	12	6.0	2	12	0
9/16 IND	Reserve/Injured					
9/23 GB	Reserve/Injured					
10/8 @NO	Reserve/Injured					
10/14 CAR	Reserve/Injured					
10/21 DAL	Reserve/Injured					
10/28 @NYG	Reserve/Injured					
11/4 ATL	Reserve/Injured					
11/11 @TB	Reserve/Injured					
11/18 HOU	0	0	0.0	0	0	0
11/22 @DAL	2	40	20.0	2	30	0
12/3 @PHI	Inactive					
12/9 NYG	Reserve/Injured					
12/16 @JAX	Reserve/Injured					
12/23 @TEN	Reserve/Injured					
12/30 PHI	Reserve/Injured					
TOTALS	4	52	13.0	4	30	0

37 Greg Stroman

	NO.	YDS	AVG.	FC	LG	TD
9/9 @ARI	0	0	0	0	0	0
9/16 IND	1	6	6.0	3	6	0
9/23 GB	1	9	9.0	3	9	0
10/8 @NO	0	0	0.0	0	0	0
10/14 CAR	1	10	10.0	1	10	0
10/21 DAL	1	3	3.0	2	3	0
10/28 @NYG	0	0	0.0	1	0	0
11/4 ATL	1	0	0.0	1	0	0
11/11 @TB	0	0	0.0	0	0	0
11/18 HOU	0	0	0.0	0	0	0
11/22 @DAL	0	0	0.0	0	0	0
12/3 @PHI	1	1	1.0	0	1	0
12/9 NYG	2	-2	-1.0	2	0	0
12/16 @JAX	0	0	0.0	0	0	0
12/23 @TEN	0	0	0.0	0	0	0
12/30 PHI	0	0	0.0	0	0	0
TOTALS	8	27	3.4	13	10	0

80 Jamison Crowder

	NO.	YDS	AVG.	FC	LG	TD
9/9 @ARI	0	0	0	0	0	0
9/16 IND	0	0	0.0	0	0	0
9/23 GB	0	0	0.0	0	0	0
10/8 @NO	0	0	0.0	0	0	0
10/14 CAR	Inactive					
10/21 DAL	Inactive					
10/28 @NYG	Inactive					
11/4 ATL	Inactive					
11/11 @TB	Inactive					
11/18 HOU	Inactive					
11/22 @DAL	Inactive					
12/3 @PHI	0	0	0.0	0	0	0
12/9 NYG	0	0	0.0	0	0	0
12/16 @JAX	0	0	0.0	0	0	0
12/23 @TEN	0	0	0.0	2	0	0
12/30 PHI	2	20	10.0	1	11	0
TOTALS	2	20	10.0	3	11	0

2018 WASHINGTON REDSKINS STATISTICS

KICKING

3 Dustin Hopkins

	Under 20		20-29 Yds		30-39 Yds		40-49 Yds		50+ Yds		Total		OPPONENTS' KICKOFF RETURNS				
	XP - XPA	FG - FGA	FG - FGA	FG - FGA	FG - FGA	FG - FGA	FG - FGA	FG - FGA	FG - FGA	FG - FGA	NO.	YDS	AVG.	TB	TD		
9/9 @ARI	3 - 3	0 - 0	0 - 0	1 - 1	0 - 0	0 - 0	0 - 0	0 - 0	1 - 1	1 - 1	0	0	0.0	4	0		
9/16 IND	0 - 0	0 - 0	1 - 1	0 - 0	2 - 3	0 - 0	3 - 4	1	19	19.0	3	0					
9/23 GB	4 - 4	0 - 0	0 - 0	1 - 1	0 - 0	0 - 0	1 - 1	2	43	21.5	3	0					
10/8 @NO	1 - 1	0 - 0	0 - 0	1 - 1	0 - 0	1 - 1	2 - 2	2	37	18.5	4	0					
10/14 CAR	2 - 2	0 - 0	2 - 2	0 - 0	0 - 0	0 - 0	2 - 2	1	26	26.0	4	0					
10/21 DAL	2 - 2	0 - 0	0 - 0	1 - 1	0 - 1	1 - 1	2 - 3	1	30	30.0	4	0					
10/28 @NYG	2 - 2	0 - 0	0 - 0	0 - 0	0 - 0	0 - 0	0 - 0	0	0	0.0	3	0					
11/4 ATL	1 - 1	0 - 0	1 - 1	0 - 0	2 - 2	0 - 0	3 - 3	0	0	0.0	5	0					
11/11 @TB	3 - 3	0 - 0	0 - 0	0 - 0	0 - 0	0 - 1	0 - 1	1	18	18.0	3	0					
11/18 HOU	3 - 3	0 - 0	0 - 0	1 - 1	0 - 0	0 - 0	1 - 1	1	19	19.0	3	0					
11/22 @DAL	2 - 3	0 - 0	0 - 0	0 - 0	2 - 2	0 - 0	2 - 2	1	22	22.0	3	0					
12/3 @PHI	1 - 1	0 - 0	0 - 0	0 - 0	0 - 0	0 - 0	0 - 0	0	0	0.0	3	0					
12/9 NYG	0 - 0	0 - 0	0 - 0	0 - 0	0 - 0	0 - 0	0 - 0	0	0	0.0	3	0					
12/16 @JAX	1 - 1	0 - 0	0 - 0	2 - 2	1 - 1	0 - 0	3 - 3	1	25	25.0	3	0					
12/23 @TEN	1 - 1	0 - 0	0 - 0	0 - 0	2 - 2	1 - 1	3 - 3	1	31	31.0	4	0					
12/30 PHI	0 - 0	0 - 0	0 - 0	0 - 0	0 - 0	0 - 0	0 - 0	0	0	0.0	0	0					
TOTALS	25 - 26	0 - 0	5 - 5	7 - 7	10 - 12	4 - 5	26 - 29	13	295	22.7	54	0					
	96.2%	0.0%	100.0%	100.0%	83.3%	80.0%	89.7%										

2018 WASHINGTON REDSKINS STATISTICS

PUNTING

5 Tress Way

	NO.	YDS	LG	GROSS AVG.	NET AVG.	TB	INSIDE 20	BLK	OPPONENTS' PUNT RETURNS				
									NO.	YDS	AVG.	FC	TD
9/9 @ARI	4	186	59	46.5	35.5	0	2	0	2	44	22.0	2	0
9/16 IND	5	182	53	36.4	36.4	0	2	0	0	0	0.0	2	0
9/23 GB	5	235	57	47	41.2	0	1	0	4	29	7.3	1	0
10/8 @NO	3	110	37	36.7	36.7	0	1	0	1	0	0.0	2	0
10/14 CAR	4	164	51	41.0	41	0	2	0	1	0	0.0	1	0
10/21 DAL	6	227	41	37.8	36	0	5	0	3	11	3.7	2	0
10/28 @NYG	5	246	58	49.2	45.6	0	3	0	4	18	4.5	0	0
11/4 ATL	5	245	62	49	48.2	0	4	0	1	4	4.0	3	0
11/11 @TB	5	247	58	49.4	47.8	0	4	0	1	8	8.0	2	0
11/18 HOU	5	202	51	40.4	37.2	0	2	0	1	16	16.0	2	0
11/22 @DAL	5	228	54	45.6	45.6	0	4	0	0	0	0.0	2	0
12/3 @PHI	6	290	59	48.3	45.2	0	2	0	3	19	6.3	3	0
12/9 NYG	8	409	63	51.1	44.8	0	3	0	5	51	10.2	1	0
12/16 @JAX	6	279	58	46.5	32.5	0	3	0	3	84	28.0	0	1
12/23 @TEN	2	107	57	53.5	44.5	0	0	0	1	18	18.0	1	0
12/30 PHI	5	224	56	44.8	44.4	0	2	0	1	2	2.0	2	0
TOTALS	79	3581	63	45.3	41.5	0	40	0	31	304	9.8	26	1

2018 WASHINGTON REDSKINS STATISTICS

TAKEAWAYS

REDSKINS

	TAKEAWAY	FORCED BY	REC'D BY/INTERCEPTOR	DOWN-DIST-YD LINE-QT	RT YDS	PTS OFF
9/9 @ARI	Interception	(Sam Bradford)	Quinton Dunbar	2-14-WAS 47-3	-3	3
9/9 @ARI	Fumble	(Matt Ioannidis)	Matt Ioannidis	3-7-WAS 45-4	0	0
9/16 IND	Interception	(Andrew Luck)	D.J. Swearinger Sr.	3-4-WAS-37-2	4	3
9/16 IND	Interception	(Andrew Luck)	D.J. Swearinger Sr.	3-10-IND-22-3	7	3
9/23 GB	Fumble	(Fabian Moreau)	Josh Norman	2-6-GB-46-4	0	3
10/8 @NO	Fumble	(Fabian Moreau)	Pernell McPhee	2-7-NO-37-2	24	7
10/14 CAR	Fumble	(Shaun Dion Hamilton)	Jeremy Sprinkle	4-2-WAS-28-1	-1	7
10/14 CAR	Interception	(Cam Newton)	Josh Norman	3-16-CAR 47-2	7	0
10/14 CAR	Fumble	(Josh Norman)	Mason Foster	1-10-CAR 46-2	0	3
10/21 DAL	Fumble	(D.J. Swearinger Sr.)	D.J. Swearinger Sr.	4-1-DAL-44-1	0	0
10/21 DAL	Fumble	(Ryan Kerrigan)	Preston Smith	3-14-DAL-10-4	1	7
10/28 @NYG	Interception	(Eli Manning)	D.J. Swearinger Sr.	2-11-WAS-12-2	1	0
10/28 @NYG	Interception	(Eli Manning)	D.J. Swearinger Sr.	3-18-NYG-17-3	22	0
11/4 ATL	Interception	(Matt Ryan)	Quinton Dunbar	1-10-WAS-28-1	24	0
11/11 @TB	Interception	(Ryan Fitzpatrick)	Josh Norman	2-7-WAS-19-1	32	0
11/11 @TB	Interception	(Ryan Fitzpatrick)	Greg Stroman	1-10-TB-30-4	23	3
11/11 @TB	Fumble	(Zach Brown)	Ha Ha Clinton-Dix	1-10-WAS-28-4	0	0
11/11 @TB	Fumble	(Preston Smith)	Ryan Kerrigan	2-2-WAS-2-4	0	0
11/18 HOU	Interception	(Josh Harvey-Clemons)	Mason Foster	3-11-HOU-24-2	4	0
11/18 HOU	Fumble	(Ha Ha Clinton-Dix)	Mason Foster	2-10-WAS-42-3	0	0
11/18 HOU	Interception	(Deshaun Watson)	Preston Smith	2-9-HOU-27-3	3	7
12/3 @PHI	Interception	(Carson Wentz)	Josh Norman	1-5-WAS-5-3	40	0
12/9 NYG	Interception	(Kyle Lauletta)	Mason Foster	3-10-NYG-21-4	0	7
12/16 @JAX	Fumble	(Ryan Kerrigan)	Daron Payne	2-6-WAS-49-1	9	0
12/16 @JAX	Interception	(Cody Kessler)	Fabian Moreau	3-16-WAS-45-4	16	0
12/16 @JAX	Interception	(Nick Foles)	Deshazor Everett	3-5-WAS-23-1	24	0

OPPONENTS

	TAKEAWAY	FORCED BY (REDSKIN)	REC'D BY/INTERCEPTOR	DOWN-DIST-YD LINE-QT	RT YDS	PTS OFF
9/9 @ARI	Fumble	Tre Boston (Adrian Peterson)	Tre Boston	3-9-ARI-40-4	0	0
9/16 IND	Fumble	Darius Leonard (Jordan Reed)	Pierre Desir	1-10-IND-29-4	0	0
9/23 GB	Interception	Ha Ha Clinton-Dix (Alex Smith)	Ha Ha Clinton-Dix	1-10-WAS-43-2	1	0
10/8 @NO	Interception	Justin Hardee (Alex Smith)	Justin Hardee	4-2-NO-31-3	77	7
10/8 @NO	Fumble	Marcus Davenport (Alex Smith)	A.J. Klein	4-10-NO-22-3	17	3
10/28 @NYG	Fumble	Landon Collins (Adrian Peterson)	Landon Collins	1-10-NYG-17-3	43	0
11/4 ATL	Interception	Damontae Kazee (Alex Smith)	Damontae Kazee	1-10-WAS-25-4	0	7
11/18 HOU	Interception	Justin Reid (Alex Smith)	Justin Reid	3-9-HOU-9-2	101	7
11/18 HOU	Interception	Brennan Scarlett (Alex Smith)	Brennan Scarlett	3-4-WAS-20-2	8	0
11/22 @DAL	Interception	Anthony Brown (Colt McCoy)	Anthony Brown	3-4-DAL-41-1	1	0
11/22 @DAL	Interception	DeMarcus Lawrence (Colt McCoy)	DeMarcus Lawrence	2-1-WAS-34-3	13	7
11/22 @DAL	Interception	Xavier Woods (Colt McCoy)	Xavier Woods	2-5-DAL-36-4	0	0
12/3 @PHI	Interception	Nate Gerry (Mark Sanchez)	Nate Gerry	1-15-WAS-32-4	8	3
12/9 NYG	Interception	Curtis Riley (Mark Sanchez)	Curtis Riley	2-11-WAS-1-1	9	7
12/9 NYG	Interception	Alec Ogletree (Mark Sanchez)	Alec Ogletree	2-12-WAS-23-2	18	7
12/9 NYG	Interception	Michael Thomas (Josh Johnson)	Michael Thomas	1-10-NYG-18-4	26	0
12/22 @TEN	Interception	Kevin Byard (Josh Johnson)	Kevin Byard	3-3-TEN-44-4	1	0
12/22 @TEN	Interception	Malcolm Butler (Josh Johnson)	Malcolm Butler	2-10-WAS-15-4	56	7
12/30 PHI	Interception	Rasul Douglas (Josh Johnson)	Rasul Douglas	1-10-WAS-23-1	0	0

2018 WASHINGTON REDSKINS STATISTICS

SCORING DRIVES

REDSKINS

	OBTAINED	SCORING PLAY	PLAYS	YDS	DRIVE TIME	WAS-OPP	QT	REMAINING
9/9 @ARI	Punt	C. Thompson 13 yd. pass from A. Smith (D. Hopkins kick)	11	80	5:53	7-0	2	14:54
9/9 @ARI	Punt	A. Peterson 1 yd. rush (D. Hopkins kick)	11	80	9:06	14-0	2	4:10
9/9 @ARI	Punt	J. Reed 4 yd. pass from A. Smith (D. Hopkins kick)	10	92	3:11	21-0	2	0:08
9/9 @ARI	Interception	D. Hopkins 31 yd. field goal	10	63	4:42	24-0	4	12:13
9/16 IND	Interception	D. Hopkins 49 yd. field goal	5	22	1:57	3-14	2	11:12
9/16 IND	Interception	D. Hopkins 27 yd. field goal	7	20	3:37	6-14	3	5:40
9/16 IND	Punt	D. Hopkins 49 yd. field goal	11	42	6:07	9-14	4	13:28
9/23 GB	Kickoff	P. Richardson 46 yd. pass from A. Smith (D. Hopkins kick)	4	75	2:06	7-0	1	12:54
9/23 GB	Punt	A. Peterson 2 yd. rush (D. Hopkins kick)	10	79	6:04	14-0	1	2:14
9/23 GB	Punt	J. Crowder 9 yd. pass from A. Smith (D. Hopkins kick)	8	98	3:14	21-3	2	4:26
9/23 GB	Kickoff	A. Peterson 2 yd. rush (D. Hopkins kick)	5	74	1:54	28-10	2	0:21
9/23 GB	Fumble	D. Hopkins 35 yd. field goal	8	29	3:25	31-17	4	1:58
10/8 @NO	Kickoff	D. Hopkins 37 yd. field goal	15	56	8:04	3-6	1	2:37
10/8 @NO	Kickoff	D. Hopkins 53 yd. field goal	6	40	2:02	6-13	2	8:36
10/8 @NO	Fumble	A. Smith 4 yd. rush (D. Hopkins kick)	3	16	0:56	13-26	2	0:26
10/8 @NO	Kickoff	K. Bibbs 1 yd. rush (Pass failed)	7	75	3:45	19-43	4	10:25
10/14 CAR	Fumble	V. Davis 22 yd. pass from A. Smith (D. Hopkins kick)	1	22	0:06	7-0	1	10:20
10/14 CAR	Punt	P. Richardson 2 yd. pass from A. Smith (D. Hopkins kick)	12	64	6:14	14-0	1	3:02
10/14 CAR	Fumble	D. Hopkins 49 yd. field goal	10	36	5:54	17-0	2	5:30
10/14 CAR	Kickoff	D. Hopkins 56 yd. field goal	12	42	7:28	20-9	4	12:40
10/14 CAR	Kickoff	D. Hopkins 29 yd. field goal	10	64	5:17	23-17	4	3:15
10/21 DAL	Punt	K. Bibbs 23 yd. pass from A. Smith (D. Hopkins kick)	6	52	3:13	7-0	1	10:19
10/21 DAL	Kickoff	D. Hopkins 21 yd. field goal	10	72	5:50	10-7	3	9:10
10/21 DAL	Punt	D. Hopkins 25 yd. field goal	8	44	4:48	13-7	4	12:35
10/28 @NYG	Punt	A. Peterson 7 yd. pass from A. Smith (D. Hopkins kick)	10	73	5:28	7-0	1	2:53
10/28 @NYG	Punt	D. Hopkins 53 yd. field goal	7	20	2:20	10-3	3	4:51
10/28 @NYG	Downs	D. Hopkins 39 yd. field goal	7	47	4:27	13-3	4	9:53
10/28 @NYG	Kickoff	A. Peterson 64 yd. rush (D. Hopkins kick)	3	75	1:02	20-6	4	3:06
11/4 ATL	Kickoff	J. Doctson 2 yd. pass from A. Smith (D. Hopkins kick)	11	80	6:00	7-14	2	3:10
11/4 ATL	Punt	K. Bibbs 3 yd. rush (D. Hopkins kick)	9	77	3:42	14-28	3	2:15
11/11 @TB	Punt	D. Hopkins 43 yd. field goal	8	55	4:08	3-0	1	0:10
11/11 @TB	Kickoff	D. Hopkins 43 yd. field goal	11	50	1:43	6-3	2	0:20
11/11 @TB	Missed FG	J. Doctson 6 yd. pass from A. Smith (D. Hopkins kick)	8	62	5:01	13-3	4	14:07
11/11 @TB	Interception	D. Hopkins 26 yd. field goal	4	6	1:56	16-3	3	12:03
11/18 HOU	Kickoff	A. Peterson 3 yd. rush (D. Hopkins kick)	10	75	4:01	7-10	2	14:14
11/18 HOU	Interception	J. Reed 9 yd. pass from C. McCoy (D. Hopkins)	2	13	0:46	14-17	3	4:47
11/18 HOU	Kickoff	A. Peterson 7 yd. rush (D. Hopkins)	10	67	4:22	21-20	4	11:57
11/22 @DAL	Punt	V. Davis 53 yd. pass from C. McCoy (D. Hopkins kick)	1	53	0:08	7-7	2	7:04
11/22 @DAL	Punt	T. Quinn 10 yd. pass from C. McCoy (Kick Failed, Wide Left)	3	25	1:29	13-10	3	9:02
11/22 @DAL	Kickoff	K. Bibbs 1 yd. rush (D. Hopkins kick)	6	44	2:28	20-31	4	11:43
11/22 @DAL	Punt	D. Hopkins 31 yd. field goal	11	41	2:37	23-31	4	1:13
12/3 @PHI	Punt	D. Hopkins 44 yd. field goal	8	45	4:58	3-7	2	13:46
12/3 @PHI	Punt	A. Peterson 90 yd. run	1	90	0:13	10-7	2	9:23
12/3 @PHI	Kickoff	D. Hopkins 47 yd. field goal	9	46	1:31	13-14	2	0:15
12/9 NYG	Interception	J. Johnson 8 yd. rush (J. Johnson-V. Davis pass)	5	33	2:05	8-40	4	11:56
12/9 NYG	Punt	J. Crowder 79 yd. pass from J. Johnson (J. Johnson-M. Floyd pass)	2	77	1:35	16-40	4	8:48
12/16 @JAX	Punt	D. Hopkins 46 yd. field goal	9	28	5:02	3-0	1	1:50
12/16 @JAX	Kickoff	D. Hopkins 33 yd. field goal	16	60	7:28	6-10	3	7:32
12/16 @JAX	Kickoff	J. Sprinkle 6 yd. pass from J. Johnson (D. Hopkins kick)	10	68	5:29	13-13	4	5:47
12/16 @JAX	Interception	D. Hopkins 36 yd. field goal	8	36	2:31	16-13	4	0:00
12/22 @TEN	Kickoff	D. Hopkins 50 yd. field goal	7	40	2:51	3-0	1	12:09
12/22 @TEN	Punt	M. Floyd 7 yd. pass from J. Johnson (D. Hopkins kick)	17	93	10:58	10-6	2	4:28
12/22 @TEN	Punt	D. Hopkins 40 yd. field goal	11	64	5:18	13-9	3	4:57
12/22 @TEN	Kickoff	D. Hopkins 46 yd. field goal	12	47	6:46	16-12	4	8:09

Returns of any kind for touchdowns are not included on this chart; they do not count as drives.

2018 WASHINGTON REDSKINS STATISTICS

SCORING DRIVES

REDSKINS

	OBTAINED	SCORING PLAY	PLAYS	YDS	DRIVE TIME	WAS-OPP	QT	REMAINING

Returns of any kind for touchdowns are not included on this chart; they do not count as drives.

2018 WASHINGTON REDSKINS STATISTICS

SCORING DRIVES

OPPONENTS

	OBTAINED	SCORING PLAY	PLAYS	YDS	DRIVE TIME	WAS-OPP	QT	REMAINING
9/9 @ARI	Kickoff	D. Johnson 2 yd. rush (Two-Point Conversion FAILS)	13	75	6:26	24-6	4	5:47
9/16 IND	Kickoff	E. Ebron 7 yd. pass from A. Luck (A. Vinatieri kick is GOOD)	11	75	5:35	0-7	1	9:25
9/16 IND	Kickoff	N. Hines 8 yd. run (A. Vinatieri kick is GOOD)	8	38	4:21	3-14	2	6:51
9/16 IND	Kickoff	T. Hilton 3 yd. pass from A. Luck (A. Vinatieri kick is GOOD)	13	75	5:56	9-21	4	7:32
9/23 GB	Kickoff	M. Crosby 41 yd. field goal	9	52	4:22	14-3	2	12:52
9/23 GB	Kickoff	G. Allison 64 yd. pass from A. Rodgers (M. Crosby kick is GOOD)	4	76	2:11	21-10	2	2:15
9/23 GB	Kickoff	D. Adams 2 yd. pass from A. Rodgers (M. Crosby kick is GOOD)	15	75	7:02	28-17	3	7:58
10/8 @NO	Punt	M. Ingram 2 yd. rush (W. Lutz kick is NO GOOD, wide right)	6	64	3:13	0-6	1	10:41
10/8 @NO	Kickoff	J. Hill 1 yd. pass from D. Brees (W. Lutz kick is GOOD)	13	75	6:59	3-13	2	10:38
10/8 @NO	Kickoff	M. Ingram 1 yd. rush (W. Lutz kick is GOOD)	10	75	4:53	6-20	2	3:43
10/8 @NO	Punt	T. Smith 62 yd. pass from D. Brees (Two-Point Conversion FAILS)	1	62	0:10	6-26	2	2:36
10/8 @NO	Kickoff	T. Smith 35 yd. pass from D. Brees (W. Lutz kick is GOOD)	5	74	2:37	13-33	3	12:23
10/8 @NO	Interception	T. Hill 1 yd. rush (W. Lutz kick is GOOD)	2	4	1:00	13-40	3	6:43
10/8 @NO	Fumble	W. Lutz 44 yd. field goal	6	22	3:09	13-43	4	14:10
10/14 CAR	Kickoff	D. Funchess 23 yd. pass from C. Newton (G. Gano kick is NO GOOD)	7	75	2:25	17-6	2	3:05
10/14 CAR	Downs	G. Gano 32 yd. field goal	11	47	5:32	17-9	3	5:08
10/14 CAR	Kickoff	T. Smith 3 yd. pass from C. Newton (Two-Point-C. Newton-T.Smith pass)	9	75	4:08	20-17	4	8:32
10/21 DAL	Punt	M. Gallup 49 yd. pass from D. Prescott (B. Maher kick is GOOD)	6	83	2:46	7-7	2	1:00
10/21 DAL	Kickoff	B. Maher 47 yd. field goal	6	46	2:49	13-10	4	9:46
10/21 DAL	Kickoff	D. Prescott 1 yd. rush (B. Maher kick is GOOD)	12	74	1:37	20-17	4	3:18
10/28 @NYG	Missed FG	A. Rosas 37 yd. field goal	9	51	2:03	7-3	2	1:16
10/28 @NYG	Punt	A. Rosas 21 yd. field goal	6	83	1:04	13-6	4	4:08
10/28 @NYG	Kickoff	E. Ingram 2 yd. pass from E. Manning (A. Rosas kick is GOOD)	16	70	2:49	20-13	4	0:17
11/4 ATL	Punt	T. Coleman 39 yd. pass from M. Ryan (G. Tavecchio kick is GOOD)	7	81	3:04	0-7	1	9:46
11/4 ATL	Punt	I. Smith 12 yd. rush (G. Tavecchio kick is GOOD)	9	86	4:19	0-14	2	9:10
11/4 ATL	Kickoff	C. Ridley 40 yd. pass from M. Ryan (G. Tavecchio kick is GOOD)	7	75	2:42	7-21	2	0:28
11/4 ATL	Kickoff	T. Coleman 10 yd. pass from M. Ryan (G. Tavecchio kick is GOOD)	8	75	5:02	7-28	3	9:58
11/4 ATL	Punt	G. Tavecchio 27 yd. field goal	10	72	6:43	14-31	4	7:09
11/4 ATL	Interception	J. Jones 35 yd. pass from M. Ryan (G. Tavecchio kick is GOOD)	6	56	3:16	14-38	4	3:45
11/11 @TB	Punt	C. Catanzaro 33 yd. field goal	9	63	3:55	3-3	2	2:03
11/18 HOU	Punt	K. Fairbairn 23 yd. field goal	10	68	4:38	0-3	1	9:32
11/18 HOU	Punt	D. Hopkins 16 yd. pass from D. Watson (K. Fairbairn kick is GOOD)	6	69	3:13	0-10	1	3:15
11/18 HOU	Kickoff	K. Fairbairn 33 yd. field goal	8	60	3:28	14-20	3	1:19
11/18 HOU	Kickoff	K. Fairbairn 54 yd. field goal	8	37	4:27	21-23	4	7:30
11/22 @DAL	Kickoff	E. Elliott 16 yd. rush (B. Maher kick is GOOD)	10	75	4:58	0-7	1	10:02
11/22 @DAL	Kickoff	B. Maher 28 yd. field goal	14	65	5:36	7-10	2	1:28
11/22 @DAL	Kickoff	A. Cooper 40 yd. pass from D. Prescott (B. Maher kick is GOOD)	6	75	2:15	13-17	3	6:47
11/22 @DAL	Punt	A. Cooper 90 yd. pass from D. Prescott (B. Maher kick is GOOD)	2	91	0:55	13-24	3	2:10
11/22 @DAL	Interception	D. Prescott 5 yd. rush (B. Maher kick is GOOD)	5	17	2:20	13-31	4	14:11
12/3 @PHI	Kickoff	G. Tate 6 yd. pass from C. Wentz (J. Elliott kick is GOOD)	12	75	7:29	0-7	1	7:31
12/3 @PHI	Punt	D. Sproles 14 yd. run (J. Elliott kick is GOOD)	3	40	0:35	10-14	2	1:46
12/3 @PHI	Punt	J. Matthews 4 yd. pass from C. Wentz (Two-Point-C. Wentz-G. Tate pass)	11	85	5:41	13-22	4	14:10
12/3 @PHI	Interception	J. Elliott 46 yd. field goal	4	7	0:56	13-25	4	11:41
12/3 @PHI	Punt	J. Elliott 44 yd. field goal	10	47	5:14	13-28	4	4:48
12/9 NYG	Punt	A. Rosas 35 yd. field goal	9	43	4:29	0-10	2	10:38
12/9 NYG	Punt	S. Barkley 78 yd. rush (A. Rosas kick is GOOD)	1	78	0:12	0-17	2	8:42
12/9 NYG	Interception	S. Shepard 3 yd. pass from E. Manning (A. Rosas kick is GOOD)	3	10	1:21	0-24	2	6:21
12/9 NYG	Punt	B. Fowler 6 yd. pass from E. Manning (A. Rosas kick is GOOD)	6	82	2:32	0-31	2	1:48
12/9 NYG	Punt	A. Rosas 23 yd. field goal	6	53	0:56	0-34	2	0:00
12/9 NYG	Punt	R. Shepard 11 yd. pass from E. Manning (A. Rosas kick is NO GOOD)	9	81	5:40	0-40	3	5:38
12/16 @JAX	Punt	K. Forbath 33 yd. field goal	10	31	5:20	3-3	2	3:22
12/16 @JAX	Punt	K. Forbath 41 yd. field goal	9	65	5:28	6-13	4	11:16
12/22 @TEN	Kickoff	D. Henry 1 yd. rush (R. Succop kick is NO GOOD)	11	69	6:32	3-6	1	5:37
12/22 @TEN	Kickoff	R. Succop 42 yd. field goal	13	51	4:28	10-9	2	0:00
12/22 @TEN	Kickoff	R. Succop 33 yd. field goal	10	60	5:02	13-12	4	14:55
12/22 @TEN	Kickoff	M. Pruitt 2 yd. pass from B. Gabbert (R. Succop kick is GOOD)	7	75	3:39	16-19	4	4:30
12/31 PHI	Punt	J. Elliott 33 yd. field goal	11	64	6:20	0-3	1	0:28
12/31 PHI	Punt	A. Jefferey 2 yd. pass from N. Foles (J. Elliott kick is GOOD)	19	87	11:49	0-10	2	0:30
12/31 PHI	Punt	N. Agholor 6 yd. pass from N.Foles (J. Elliott kick is GOOD)	13	68	7:23	0-17	3	1:25
12/31 PHI	TO on Downs	N. Agholor 22 yd. pass from N. Sudfeld (J. Elliott kick is GOOD)	5	46	3:06	0-24	4	7:34

Returns of any kind for touchdowns are not included on this chart; they do not count as drives.

2018 WASHINGTON REDSKINS STATISTICS

DRIVE RESULTS

REDSKINS

				FIELD GOAL		PUNTS		LOST DRIVE			Safety	DRIVE ENDS		Pts.	Scoring %	1st Drive
	Total	TD	FG	Missed	Blk	No.	Blk	Downs	Fumble	Int.		Half/Game				
9/9 @ARI	10	3	1	0	0	4	0	0	1	0	0	4/10	24	40.0%	Punt	
9/16 IND	11	0	3	1	0	5	0	1	1	0	0	6/11	9	27.3%	Punt	
9/23 GB	12	4	1	0	0	5	0	0	0	1	0	6/12	31	41.7%	Touchdown	
10/8 @NO	9	2	2	0	0	3	0	0	1	1	0	6/9	19	44.4%	Punt	
10/14 CAR	11	2	3	0	0	4	0	1	0	0	0	7/11	23	45.5%	Punt	
10/21 DAL	10	1	2	0	0	6	0	0	0	0	0	5/10	20	30.0%	Touchdown	
10/28 @NYG	12	2	2	1	0	5	0	0	1	0	0	5/13	20	33.3%	Punt	
11/4 ATL	10	2	0	0	0	5	0	0	0	1	0	5/10	14	20.0%	Punt	
11/11 @TB	9	1	3	0	0	5	0	0	0	0	0	4/9	16	44.4%	Punt	
11/18 HOU	12	3	0	1	0	5	0	0	0	2	0	7/12	21	25.0%	Punt	
11/22 @DAL	13	3	1	0	0	5	0	0	0	3	0	6/13	23	30.8%	Punt	
12/3 @PHI	10	1	2	0	0	6	0	0	0	1	0	5/10	13	30.0%	Punt	
12/9 NYG	14	2	0	0	0	8	0	1	0	3	0	9/14	16	14.3%	Punt	
12/16 @JAX	11	1	3	0	0	6	0	0	0	0	0	7/11	16	36.4%	Punt	
12/23 @TEN	8	1	3	0	0	2	0	0	0	2	0	3/8	16	50.0%	Field Goal	
12/30 PHI	8	0	0	0	0	5	0	2	0	1	0	4/4	0	0.0%	Interception	
TOTALS	170	28	26	3	0	79	0	5	4	15	0	85/163	281	31.8%		

OPPONENTS

				FIELD GOAL		PUNTS		LOST DRIVE			Safety	DRIVE ENDS		Pts.	Scoring %	1st Drive
	Total	TD	FG	Missed	Blk	No.	Blk	Downs	Fumble	Int.		Half/Game				
9/9 @ARI	10	1	0	0	0	5	0	1	1	1	0	4/10	6	10.0%	Punt	
9/16 IND	12	3	0	0	0	5	0	0	0	2	0	7/12	21	25.0%	Touchdown	
9/23 GB	12	2	1	0	0	5	0	1	1	0	0	6/12	17	25.0%	Punt	
10/8 @NO	10	6	1	0	0	0	0	0	1	0	0	6/10	43	70.0%	Touchdown	
10/14 CAR	10	2	1	0	0	3	0	1	1	1	0	7/10	17	30.0%	Punt	
10/21 DAL	11	2	1	1	0	5	0	0	2	0	0	5/11	17	27.3%	Punt	
10/28 @NYG	12	1	2	0	0	5	0	1	0	2	0	5/12	13	25.0%	Punt	
11/4 ATL	9	5	1	1	0	2	0	0	0	1	0	4/9	38	66.7%	Touchdown	
11/11 @TB	10	0	1	2	0	1	0	0	2	2	0	5/10	3	10.0%	Interception	
11/18 HOU	11	1	3	2	0	1	0	0	1	2	0	5/11	23	36.4%	Field Goal	
11/22 @DAL	13	4	1	0	0	6	0	1	0	0	0	6/13	31	38.5%	Touchdown	
12/3 @PHI	11	3	2	0	0	2	0	1	0	0	0	6/11	28	45.5%	Touchdown	
12/9 NYG	14	4	2	0	0	6	0	0	0	1	0	8/14	40	42.9%	Punt	
12/16 @JAX	9	0	2	0	0	5	0	0	1	1	0	6/9	13	22.2%	Fumble	
12/23 @TEN	8	2	2	0	0	4	0	0	0	0	0	3/8	25	50.0%	Touchdown	
12/30 PHI	9	3	1	0	0	3	0	0	0	1	0	4/9	24	44.4%	Interception	
TOTALS	171	39	21	6	0	58	0	6	10	14	0	82/162	359	35.1%		

Returns of any kind for touchdowns are not included on this chart; they do not count as drives.

2018 WASHINGTON REDSKINS STATISTICS

OPENING DRIVES

	REDSKINS					OPPONENTS			
	PLAYS	YDS	TIME	RESULTS		PLAYS	YDS	TIME	RESULTS
9/9 @ARI	8	38	4:47	Punt	9/9 @ARI	7	32	4:26	Punt
9/16 IND	4	31	2:48	Punt	9/16 IND	11	75	5:35	Touchdown
9/23 GB	4	75	2:06	Touchdown	9/23 GB	5	11	2:11	Punt
10/8 @NO	3	2	1:06	Punt	10/8 @NO	6	64	3:13	Touchdown
10/14 CAR	3	8	1:09	Punt	10/14 CAR	5	22	3:25	Punt
10/21 DAL	6	52	3:13	Touchdown	10/21 DAL	3	-6	1:28	Punt
10/28 @NYG	6	11	3:28	Punt	10/28 @NYG	5	20	3:11	Punt
11/4 ATL	3	-6	2:10	Punt	11/4 ATL	7	81	3:04	Touchdown
11/11 @TB	3	5	1:41	Punt	11/11 @TB	8	56	4:30	Interception
11/18 HOU	3	1	0:50	Punt	11/18 HOU	10	68	4:38	Field Goal
11/22 @DAL	3	4	1:34	Punt	11/22 @DAL	10	75	4:58	Touchdown
12/3 @PHI	3	4	2:16	Punt	12/3 @PHI	12	75	7:29	Touchdown
12/9 NYG	5	14	2:11	Punt	12/9 NYG	3	0	1:33	Punt
12/16 @JAX	3	-6	2:10	Punt	12/16 @JAX	5	9	2:07	Fumble
12/23 @TEN	7	40	2:51	Field Goal	12/23 @TEN	11	69	6:32	Touchdown
12/30 PHI	1	0	0:10	Interception	12/30 PHI	9	47	3:56	Interception

IN THE RED ZONE

REDSKINS

	POSS	TD	FG	MISS/BLK FG	INT	FUM	DOWN	HALF/GAME	AVG. POINTS
9/9 @ARI	4	3	1	0/0	0	0	0	2/4	5.3
9/16 IND	2	0	2	0/0	0	0	0	1/2	3.0
9/23 GB	5	3	1	0/0	0	0	0	3/5	4.2
10/8 @NO	3	2	1	0/0	0	0	0	2/3	5.0
10/14 CAR	2	1	1	0/0	0	0	0	1/2	4.5
10/21 DAL	2	0	2	0/0	0	0	0	0/2	3.0
10/28 @NYG	3	1	1	0/0	0	1	0	1/3	3.0
11/4 ATL	2	2	0	0/0	0	0	0	1/2	6.0
11/11 @TB	2	1	1	0/0	0	0	0	2/2	4.5
11/18 HOU	4	3	0	0/0	1	0	0	2/4	4.5
11/22 @DAL	3	2	1	0/0	3	0	0	0/3	5.0
12/3 @PHI	1	0	1	0/0	0	0	0	1/1	3.0
12/9 NYG	2	1	0	0/0	1	0	0	0/2	3.0
12/16 @JAX	3	1	2	0/0	0	0	0	0/3	4.0
12/23 @TEN	2	1	1	0/0	0	0	0	1/2	4.5
12/30 PHI	0	0	0	0	0	0	0	0/0	0.0
TOTALS	40	21	15	0/0	5	1	0	19/40	4.3

OPPONENTS

	POSS	TD	FG	MISS/BLK FG	INT	FUM	DOWN	HALF/GAME	AVG. POINTS
9/9 @ARI	2	1	0	0/0	0	0	1	0/2	4.5
9/16 IND	3	3	0	0/0	0	0	0	2/3	9.0
9/23 GB	2	1	1	0/0	0	0	0	1/2	4.5
10/8 @NO	5	4	0	0/0	0	0	0	3/5	4.8
10/14 CAR	3	1	1	0/0	0	0	1	0/3	3.0
10/21 DAL	1	1	0	0/0	0	0	0	0/1	6.0
10/28 @NYG	4	1	2	0/0	1	0	0	2/4	3.0
11/4 ATL	3	2	1	0/0	0	0	0	1/3	5.0
11/11 @TB	5	0	1	2/0	1	1	0	3/5	0.6
11/18 HOU	3	1	2	0/0	0	0	0	2/3	4.0
11/22 @DAL	3	2	1	0/0	0	0	0	2/3	5.0
12/3 @PHI	5	3	0	0/0	1	0	1	3/5	3.6
12/9 NYG	5	3	2	0/0	0	0	0	4/5	4.8
12/16 @JAX	1	0	1	0/0	0	0	0	1/1	3.0
12/23 @TEN	4	2	2	0/0	0	0	0	2/4	4.5
12/30 PHI	3	2	1	0/0	0	0	0	2/3	5.0
TOTALS	52	27	15	2/0	3	1	3	26/47	4.5

2018 WASHINGTON REDSKINS STATISTICS

3RD DOWN EFFICIENCY

REDSKINS

	3 & 1	3 & 2	3 & 3	3 & 4	3 & 5	3 & 6	3 & 7	3 & 8	3 & 9	3 & 10+	CONV/ATT	%
9/9 @ARI	2 - 2	1 - 1	0 - 0	1 - 2	0 - 0	0 - 1	1 - 1	0 - 1	0 - 1	1 - 4	6 - 13	46.2%
9/16 IND	2 - 3	1 - 1	0 - 0	0 - 2	0 - 2	0 - 1	1 - 1	0 - 0	0 - 0	1 - 5	5 - 15	33.3%
9/23 GB	2 - 2	0 - 0	0 - 0	0 - 0	1 - 2	1 - 2	1 - 1	0 - 0	0 - 1	0 - 3	5 - 11	45.5%
10/8 @NO	1 - 2	0 - 1	0 - 0	0 - 0	1 - 2	0 - 0	0 - 2	1 - 1	0 - 1	1 - 4	4 - 13	30.8%
10/14 CAR	2 - 2	3 - 4	0 - 0	1 - 2	0 - 0	0 - 1	0 - 1	0 - 1	0 - 0	1 - 5	7 - 16	43.8%
10/21 DAL	0 - 1	0 - 1	0 - 0	0 - 0	0 - 0	0 - 0	0 - 1	2 - 3	0 - 1	1 - 5	3 - 12	25.0%
10/28 @NYG	2 - 3	0 - 0	1 - 1	0 - 1	0 - 1	2 - 3	0 - 0	0 - 0	1 - 1	0 - 5	6 - 15	40.0%
11/4 ATL	1 - 1	0 - 0	0 - 1	1 - 1	1 - 1	0 - 1	0 - 0	1 - 1	0 - 0	1 - 7	5 - 13	38.5%
11/11 @TB	1 - 1	1 - 1	0 - 0	0 - 2	1 - 2	0 - 1	1 - 1	0 - 0	1 - 1	0 - 4	5 - 13	38.5%
11/18 HOU	2 - 3	0 - 0	0 - 0	0 - 1	0 - 2	3 - 3	0 - 0	0 - 0	1 - 4	0 - 2	6 - 15	40.0%
11/22 @DAL	1 - 2	0 - 0	0 - 1	0 - 1	0 - 0	0 - 1	0 - 0	0 - 0	0 - 2	3 - 4	4 - 11	36.4%
12/3 @PHI	0 - 0	0 - 0	0 - 0	0 - 0	0 - 1	0 - 0	2 - 2	0 - 0	0 - 0	0 - 7	2 - 10	20.0%
12/9 NYG	0 - 0	1 - 3	0 - 0	1 - 1	0 - 0	0 - 0	0 - 1	0 - 0	0 - 2	0 - 4	2 - 11	18.2%
12/16 @JAX	1 - 1	1 - 1	1 - 1	0 - 0	0 - 0	1 - 3	0 - 0	0 - 2	1 - 1	2 - 6	7 - 15	46.7%
12/23 @TEN	4 - 5	0 - 0	0 - 1	0 - 1	1 - 1	1 - 1	1 - 3	0 - 0	0 - 1	1 - 1	8 - 14	57.1%
12/30 PHI	1 - 1	0 - 2	0 - 3	0 - 0	0 - 0	0 - 1	0 - 0	0 - 0	0 - 0	0 - 4	1 - 11	9.1%
TOTALS	22 - 29	8 - 15	2 - 8	4 - 14	5 - 14	8 - 19	7 - 14	4 - 9	4 - 16	12 - 70	76 - 208	36.5%
	75.9%	53.3%	25.0%	28.6%	35.7%	42.1%	50.0%	44.4%	25.0%	17.1%		
	3RD & 1-3			3RD & 4-6			3RD & 7+					
	32 - 52			17 - 47			27 - 109			24.8%		

OPPONENTS

	3 & 1	3 & 2	3 & 3	3 & 4	3 & 5	3 & 6	3 & 7	3 & 8	3 & 9	3 & 10+	CONV/ATT	%
9/9 @ARI	0 - 0	0 - 0	0 - 1	1 - 1	0 - 1	0 - 0	0 - 3	0 - 0	0 - 0	0 - 2	1 - 8	12.5%
9/16 IND	4 - 4	2 - 2	2 - 2	0 - 1	0 - 1	0 - 1	0 - 0	0 - 0	0 - 0	1 - 5	9 - 16	56.3%
9/23 GB	1 - 1	0 - 0	1 - 2	0 - 0	1 - 2	0 - 0	1 - 1	1 - 1	0 - 1	1 - 6	6 - 14	42.9%
10/8 @NO	2 - 2	0 - 0	1 - 1	1 - 2	0 - 0	1 - 1	0 - 0	0 - 1	0 - 0	0 - 2	5 - 9	55.6%
10/14 CAR	1 - 1	1 - 2	1 - 1	0 - 0	0 - 1	0 - 1	0 - 0	0 - 1	0 - 0	0 - 2	3 - 9	33.3%
10/21 DAL	3 - 3	0 - 0	1 - 2	0 - 1	0 - 1	0 - 1	0 - 0	0 - 0	0 - 0	1 - 6	5 - 14	35.7%
10/28 @NYG	0 - 0	0 - 0	0 - 1	0 - 1	0 - 1	0 - 3	0 - 0	0 - 0	0 - 0	2 - 8	2 - 14	14.3%
11/4 ATL	0 - 0	2 - 2	0 - 0	1 - 2	0 - 0	3 - 3	1 - 1	0 - 0	1 - 2	2 - 3	10 - 13	76.9%
11/11 @TB	2 - 2	0 - 0	1 - 1	0 - 1	2 - 2	0 - 0	0 - 1	1 - 1	0 - 0	0 - 2	6 - 10	60.0%
11/18 HOU	2 - 2	2 - 2	0 - 1	0 - 0	0 - 1	0 - 0	1 - 2	0 - 0	0 - 0	0 - 4	5 - 12	41.7%
11/22 @DAL	0 - 0	2 - 2	0 - 0	2 - 3	2 - 3	0 - 0	0 - 0	0 - 0	0 - 1	0 - 5	6 - 14	42.9%
12/3 @PHI	2 - 2	0 - 0	0 - 1	2 - 3	1 - 1	0 - 0	0 - 1	0 - 1	2 - 2	0 - 2	7 - 13	53.8%
12/9 NYG	0 - 0	1 - 1	2 - 3	1 - 1	0 - 2	0 - 1	0 - 0	0 - 1	0 - 0	0 - 4	4 - 13	30.8%
12/16 @JAX	0 - 0	0 - 0	1 - 1	1 - 1	1 - 1	1 - 2	0 - 2	0 - 0	1 - 2	0 - 4	5 - 13	38.5%
12/23 @TEN	0 - 0	0 - 0	0 - 1	2 - 2	0 - 0	1 - 3	1 - 2	0 - 1	0 - 0	1 - 2	5 - 11	45.5%
12/30 PHI	1 - 1	3 - 3	1 - 2	1 - 1	0 - 2	1 - 1	0 - 0	1 - 2	0 - 1	0 - 2	8 - 15	53.3%
TOTALS	18 - 18	13 - 14	11 - 20	12 - 20	7 - 19	7 - 17	4 - 13	3 - 9	4 - 9	8 - 59	16 - 198	8.1%
	100.0%	92.9%	55.0%	60.0%	36.8%	41.2%	30.8%	33.3%	44.4%	13.6%		
	3RD & 1-3			3RD & 4-6			3RD & 7+					
	42 - 52			26 - 56			19 - 90			21.1%		

2018 WASHINGTON REDSKINS STATISTICS

GAME-BY-GAME INDIVIDUAL HIGHS

	REDSKINS							
	PASSING			RUSHING		RECEIVING		TACKLES
	Yards	Attempts	Completions	Yards	Attempts	Yards	Receptions	Total
9/9 @ARI	A. Smith (255)	A. Smith (30)	A. Smith (21)	A. Peterson (96)	A. Peterson (26)	A. Peterson (70)	C. Thompson (6)	Multiple (5)
9/16 IND	A. Smith (292)	A. Smith (46)	A. Smith (33)	J. Crowder (29)	A. Peterson (11)	C. Thompson (92)	C. Thompson (13)	M. Foster (11)
9/23 GB	A. Smith (220)	A. Smith (20)	A. Smith (12)	A. Peterson (120)	A. Peterson (19)	V. Davis (70)	Multiple (4)	M. Foster (10)
10/8 @NO	A. Smith (275)	A. Smith (39)	A. Smith (23)	C. Thompson (17)	C. Thompson (8)	J. Crowder (55)	C. Thompson (6)	M. Foster (10)
10/14 CAR	A. Smith (163)	A. Smith (36)	A. Smith (21)	A. Peterson (97)	A. Peterson (17)	V. Davis (48)	J. Reed (5)	D. Swearingen (7)
10/21 DAL	A. Smith (178)	A. Smith (25)	A. Smith (14)	A. Peterson (99)	A. Peterson (24)	Multiple (43)	K. Bibbs (4)	Multiple (9)
10/28 @NYG	A. Smith (178)	A. Smith (32)	A. Smith (20)	A. Peterson (149)	A. Peterson (26)	J. Doctson (49)	J. Reed (7)	M. Foster (13)
11/4 ATL	A. Smith (306)	A. Smith (46)	A. Smith (30)	A. Smith (22)	A. Peterson (9)	M. Harris (124)	M. Harris (10)	Multiple (7)
11/11 @TB	A. Smith (178)	A. Smith (27)	A. Smith (19)	A. Peterson (68)	A. Peterson (19)	M. Harris (52)	M. Harris (5)	M. Foster (10)
11/18 HOU	A. Smith (135)	A. Smith (27)	A. Smith (12)	A. Peterson (51)	A. Peterson (16)	J. Reed (71)	J. Reed (7)	H. Clinton-Dix (13)
11/22 @DAL	C. McCoy (268)	C. McCoy (38)	C. McCoy (24)	A. Peterson (35)	A. Peterson (12)	J. Reed (75)	Multiple (6)	J. Allen (9)
12/3 @PHI	M. Sanchez (100)	M. Sanchez (21)	M. Sanchez (13)	A. Peterson (98)	A. Peterson (9)	J. Doctson (51)	Multiple (4)	Multiple (9)
12/9 NYG	J. Johnson (195)	J. Johnson (16)	J. Johnson (11)	J. Johnson (45)	A. Peterson (10)	J. Crowder (87)	Multiple (4)	Multiple (7)
12/16 @JAX	J. Johnson (151)	J. Johnson (25)	J. Johnson (16)	A. Peterson (51)	A. Peterson (19)	J. Crowder (46)	J. Crowder (4)	M. Foster (7)
12/23 @TEN	J. Johnson (153)	J. Johnson (23)	J. Johnson (13)	A. Peterson (119)	A. Peterson (26)	J. Crowder (78)	J. Crowder (5)	M. Foster (9)
12/30 PHI	J. Johnson (91)	J. Johnson (27)	J. Johnson (12)	C. Thompson (10)	A. Peterson (4)	J. Doctson (33)	C. Thompson (5)	Z. Brown (11)

OPPONENTS

	PASSING			RUSHING		RECEIVING		TACKLES
	Yards	Attempts	Completions	Yards	Attempts	Yards	Receptions	Total
9/9 @ARI	S. Bradford (153)	S. Bradford (34)	S. Bradford (20)	D. Johnson (37)	D. Johnson (9)	L. Fitzgerald (76)	L. Fitzgerald (7)	Multiple (11)
9/16 IND	A. Luck (179)	A. Luck (31)	A. Luck (21)	J. Wilkins (61)	Multiple (10)	T. Hilton (83)	T. Hilton (7)	D. Leonard (18)
9/23 GB	A. Rodgers (265)	A. Rodgers (44)	A. Rodgers (27)	A. Jones (42)	A. Jones (6)	G. Allison (76)	D. Adams (7)	Multiple (9)
10/8 @NO	D. Brees (363)	D. Brees (29)	D. Brees (26)	M. Ingram (53)	M. Ingram (16)	T. Smith (111)	C. Meredith (5)	V. Bell (8)
10/14 CAR	C. Newton (275)	C. Newton (40)	C. Newton (27)	C. Newton (43)	C. Newton (9)	D. Funchess (74)	C. McCaffrey (7)	L. Kuechly (9)
10/21 DAL	D. Prescott (273)	D. Prescott (35)	D. Prescott (22)	E. Elliott (34)	E. Elliott (15)	M. Gallup (81)	C. Beasley (7)	D. Lawrence (7)
10/28 @NYG	E. Manning (316)	E. Manning (47)	E. Manning (30)	S. Barkley (38)	S. Barkley (13)	O. Beckham (136)	S. Barkley (9)	B. Goodson (8)
11/4 ATL	M. Ryan (350)	M. Ryan (38)	M. Ryan (26)	T. Coleman (88)	T. Coleman (13)	J. Jones (121)	J. Jones (7)	F. Oluokun (6)
11/11 @TB	R. Fitzpatrick (406)	R. Fitzpatrick (41)	R. Fitzpatrick (29)	P. Barber (61)	P. Barber (8)	G. Godwin (103)	J. Rodgers (8)	J. Evans (9)
11/18 HOU	D. Watson (208)	D. Watson (24)	D. Watson (16)	L. Miller (86)	L. Miller (20)	K. Coutee (77)	Multiple (5)	Multiple (9)
11/22 @DAL	D. Prescott (289)	D. Prescott (31)	D. Prescott (22)	E. Elliott (121)	E. Elliott (26)	A. Cooper (180)	A. Cooper (8)	L. Vander Esch (9)
12/3 @PHI	C. Wentz (306)	C. Wentz (39)	C. Wentz (27)	J. Adams (85)	J. Adams (20)	G. Tate (85)	Z. Ertz (9)	R. Douglas (6)
12/9 NYG	E. Manning (197)	E. Manning (22)	E. Manning (14)	S. Barkley (170)	Multiple (14)	E. Engram (77)	S. Barkley (4)	A. Ogletree (8)
12/16 @JAX	C. Kessler (57)	C. Kessler (17)	C. Kessler (9)	C. Kessler (68)	L. Fournette (11)	D. Westbrook (21)	Multiple (3)	Multiple (7)
12/23 @TEN	M. Mariota (110)	M. Mariota (13)	M. Mariota (10)	D. Henry (84)	D. Henry (21)	T. Taylor (64)	Multiple (3)	W. Woodyard (10)
12/30 PHI	N. Foles (221)	N. Foles (33)	N. Foles (28)	W. Smallwood (53)	W. Smallwood (12)	A. Jefferey (59)	Multiple (5)	Rasul Douglas (6)

OVERALL

	PASSING			RUSHING		RECEIVING		TACKLES
	Yards	Attempts	Completions	Yards	Attempts	Yards	Receptions	Total
9/9 @ARI	A. Smith (255)	S. Bradford (34)	A. Smith (21)	A. Peterson (96)	A. Peterson (26)	L. Fitzgerald (76)	L. Fitzgerald (7)	Multiple (11)
9/16 IND	A. Smith (292)	A. Smith (46)	A. Smith (33)	J. Wilkins (61)	A. Peterson (11)	C. Thompson (92)	C. Thompson (13)	D. Leonard (18)
9/23 GB	A. Rodgers (265)	A. Rodgers (44)	A. Rodgers (27)	A. Peterson (120)	A. Peterson (19)	G. Allison (76)	D. Adams (7)	M. Foster (10)
10/8 @NO	D. Brees (363)	A. Smith (39)	D. Brees (26)	M. Ingram (53)	M. Ingram (16)	T. Smith (111)	C. Thompson (6)	M. Foster (10)
10/14 CAR	C. Newton (275)	C. Newton (40)	C. Newton (27)	A. Peterson (97)	A. Peterson (17)	D. Funchess (74)	C. McCaffrey (7)	L. Kuechly (9)
10/21 DAL	D. Prescott (273)	D. Prescott (35)	D. Prescott (22)	A. Peterson (99)	A. Peterson (24)	M. Gallup (81)	C. Beasley (7)	Multiple (9)
10/28 @NYG	E. Manning (316)	E. Manning (47)	E. Manning (30)	A. Peterson (149)	A. Peterson (26)	O. Beckham (136)	S. Barkley (9)	M. Foster (13)
11/4 ATL	M. Ryan (350)	A. Smith (46)	A. Smith (30)	T. Coleman (88)	T. Coleman (13)	M. Harris (124)	M. Harris (10)	Multiple (7)
11/11 @TB	R. Fitzpatrick (406)	R. Fitzpatrick (41)	R. Fitzpatrick (29)	A. Peterson (68)	A. Peterson (19)	G. Godwin (103)	J. Rodgers (8)	M. Foster (10)
11/18 HOU	D. Watson (208)	A. Smith (27)	D. Watson (16)	L. Miller (86)	L. Miller (20)	K. Coutee (77)	J. Reed (7)	H. Clinton-Dix (13)
11/22 @DAL	D. Prescott (289)	C. McCoy (38)	C. McCoy (24)	E. Elliott (121)	E. Elliott (26)	A. Cooper (180)	A. Cooper (8)	Multiple (9)
12/3 @PHI	C. Wentz (306)	C. Wentz (39)	C. Wentz (27)	A. Peterson (98)	J. Adams (20)	G. Tate (85)	Z. Ertz (9)	Multiple (9)
12/9 NYG	E. Manning (197)	E. Manning (22)	E. Manning (14)	S. Barkley (170)	Multiple (14)	J. Crowder (87)	Multiple (4)	A. Ogletree (8)
12/16 @JAX	J. Johnson (151)	J. Johnson (25)	J. Johnson (16)	C. Kessler (68)	A. Peterson (19)	J. Crowder (46)	J. Crowder (4)	Multiple (7)
12/23 @TEN	J. Johnson (153)	J. Johnson (23)	J. Johnson (13)	A. Peterson (119)	A. Peterson (26)	J. Crowder (78)	J. Crowder (5)	W. Woodyard (10)
12/30 PHI	N. Foles (221)	N. Foles (33)	N. Foles (28)	W. Smallwood (53)	W. Smallwood (12)	A. Jefferey (59)	Multiple (5)	Z. Brown (11)

2018 WASHINGTON REDSKINS STATISTICS

REGULAR SEASON HIGHS / LOWS				
	REDSKINS		OPPONENTS	
	HIGH	LOW	HIGH	LOW
Points	31 vs. GB	0 vs. IND	43 @NO	3 @TB
First Downs	30 @ARI	9 vs PHI	29 @TB	11 @JAX
Total Offense	429 @ARI	235 @PHI	501 @TB	192 @JAX
Net Yards Rushing	182 @ARI, @NYG	21 vs PHI	227 vs. NYG	37 @NYG
Net Yards Passing	292 vs. IND	119 vs PHI	398 @TB	20 @JAX
Offensive Plays	75 @ARI	42 @ PHI	72 @PHI	49 @JAX
Rushing Attempts	42 @ARI	12 vs PHI	34 @DAL, vs. NYG	14 @NYG
Pass Attempts	46 vs. IND, vs. ATL	20 vs. GB	47 @NYG	17 @JAX
Pass Completions	33 vs. IND	12 vs. GB	30 @NYG	9 @JAX
Passes Had Intercepted	3 @DAL, vs. NYG	0 vs. Multiple	2 vs. Multiple	0 vs. Multiple
Sacks Allowed	5 vs. NYG	0 vs. GB, @NYG	7 @NYG	0 @PHI
Fumbles	3 @ARI	0 vs. Multiple	3 vs. DAL, @PHI	0 vs. Multiple
Fumbles Lost	1 vs. Multiple	0 vs. Multiple	2 vs. Multiple	0 vs. Multiple
Total Turnovers	3 @DAL, vs. NYG	0 vs. Multiple	4 @TB	0 @DAL, @TEN
Penalties	15 vs. NYG	2 vs PHI	11 vs. GB, @NYG	2 vs. NYG, @TEN
Yards Penalized	147 vs. ATL	15 vs PHI	115 vs. GB	10 @TEN
Time of Possession	38:08 @ARI	16:41 vs PHI	39:19 @PHI	21:52 @ARI
Defensive Interceptions	2 vs. Multiple	0 vs. Multiple	3 @DAL, vs. NYG	0 vs. Multiple
Total Takeaways	4 @TB	0 @DAL, @TEN	3 @DAL, vs. NYG	0 vs. Multiple
Drive (plays)	17 @TEN	1 vs. CAR, @NYG, vs PHI	16 @NYG	1 vs. Multiple
Drive (yards)	98 vs. GB	(-7) vs. NYG	91 @DAL	(-13) vs. DAL
Third Down Conversions	8 @TEN	1 vs PHI	10 vs. ATL	1 @ARI

REGULAR SEASON INDIVIDUAL HIGHS		
	REDSKINS	OPPONENTS
	Yards Rushing	149 by Adrian Peterson @NYG
Rushing Attempts	26 by Adrian Peterson vs. Multiple	26 by Ezekiel Elliott @DAL
Rushing TDs	2 by Adrian Peterson vs. GB, vs. HOU	2 by Mark Ingram @NO
Receptions	13 by Chris Thompson vs. IND	9 by Saquon Barkley @NYG, Zach Ertz @PHI
Yards Receiving	124 by Maurice Harris vs. ATL	180 by Amari Cooper @DAL
Receiving TDs	1 by Multiple	2 by Multiple
Combined Yards (rush/rec)	166 by Adrian Peterson @ARI	197 by Saquon Barkley vs. NYG
All-Purpose Yards (rush/rec/ret)	166 by Adrian Peterson @ARI	197 by Saquon Barkley vs. NYG
Yards Passing	306 by Alex Smith vs. ATL	406 by Ryan Fitzpatrick @TB
Pass Attempts	46 by Alex Smith vs. IND, vs. ATL	47 by Eli Manning @NYG
Pass Completions	33 by Alex Smith vs. IND	30 by Eli Manning @NYG
TD Passes	2 by Alex Smith vs. Multiple, Colt McCoy @DAL	4 by Matt Ryan vs. ATL
Interceptions Thrown	3 by Colt McCoy @DAL	2 by Multiple
Longest Run	90 by Adrian Peterson @PHI	78 by Saquon Barkley vs. NYG
Longest Pass Completion	79 from Josh Johnson to Jamison Crowder vs. NYG	90 from Dak Prescott to Amari Cooper @DAL
Longest Kickoff Return	44 by Danny Johnson @DAL	31 by Darius Jennings @TEN
Longest Punt Return	30 by Trey Quinn @DAL	74 by Dede Westbrook @JAX
Longest Interception Return	40 by Josh Norman @PHI	101 by Justin Reid vs. HOU
Longest Punt	63 by Tress Way vs. NYG	72 by Logan Cooke @JAX
Longest Field Goal	56 by Dustin Hopkins vs. CAR	54 by Ka'imi Fairbairn vs. HOU
Touchdowns Scored	2 by Adrian Peterson vs. Multiple	2 by Multiple
Points Scored	12 by Adrian Peterson vs. Multiple	12 by Multiple

2018 WASHINGTON REDSKINS STATISTICS

20-YARD PLAYS FROM SCRIMMAGE

REDSKINS			OPPONENTS		
YDS	PLAY		YDS	PLAY	
9/9 @ARI	31	Alex Smith pass to Jordan Reed (15 yd. penalty added)	9/9 @ARI	27	Sam Bradford pass to Larry Fitzgerald
9/9 @ARI	23	Alex Smith pass to Chris Thompson	9/9 @ARI	27	Sam Bradford pass to Larry Fitzgerald
9/9 @ARI	22	Alex Smith pass to Jordan Reed	9/16 IND	32	Andrew Luck pass to T.Y. Hilton (15 yd. penalty added)
9/16 IND	34	Alex Smith pass to Paul Richardson Jr.	9/16 IND	22	Andrew Luck pass to T.Y. Hilton
9/16 IND	25	Jamison Crowder end around	9/16 IND	21	Andrew Luck pass to Ryan Grant
9/16 IND	21	Alex Smith pass to Adrian Peterson	9/23 GB	64	Aaron Rodgers pass to Geronimo Allison
9/23 GB	50	Alex Smith pass to Vernon Davis	10/8 @NO	62	Drew Brees pass to Tre'Quan Smith
9/23 GB	46	Alex Smith pass to Paul Richardson Jr.	10/8 @NO	46	Drew Brees pass to Cameron Meredith
9/23 GB	41	Adrian Peterson run	10/8 @NO	35	Drew Brees pass to Tre'Quan Smith
9/23 GB	34	Alex Smith pass to Jordan Reed	10/8 @NO	31	Drew Brees pass to Michael Thomas
9/23 GB	20	Alex Smith pass to Vernon Davis	10/8 @NO	28	Drew Brees pass to Mark Ingram
10/8 @NO	42	Alex Smith pass to Maurice Harris	10/8 @NO	23	Drew Brees pass to Josh Hill
10/8 @NO	24	Alex Smith pass to Adrian Peterson	10/8 @NO	20	Drew Brees pass to Michael Thomas
10/8 @NO	24	Alex Smith pass to Jamison Crowder	10/14 CAR	23	Cam Newton pass to Devin Funchess
10/8 @NO	23	Alex Smith pass to Paul Richardson Jr.	10/14 CAR	22	Cam Newton pass to Devin Funchess
10/8 @NO	21	Alex Smith pass to Jordan Reed	10/21 DAL	49	Dak Prescott pass to Michael Gallup
10/14 CAR	22	Alex Smith pass to Vernon Davis	10/21 DAL	33	Dak Prescott pass to Allen Hurns
10/14 CAR	21	Alex Smith pass to Vernon Davis	10/21 DAL	22	Dak Prescott pass to Michael Gallup
10/14 CAR	21	Alex Smith pass to Paul Richardson Jr.	10/21 DAL	20	Dak Prescott pass to Allen Hurns
10/14 CAR	20	Alex Smith run (15 yd. penalty added)	10/28 @NYG	44	Eli Manning pass to Odell Beckham Jr.
10/21 DAL	27	Alex Smith pass to Jordan Reed	10/28 @NYG	32	Eli Manning pass to Odell Beckham Jr.
10/21 DAL	23	Alex Smith pass to Kapri Bibbs	10/28 @NYG	24	Eli Manning pass to Saquon Barkley
10/21 DAL	23	Adrian Peterson run	10/28 @NYG	21	Eli Manning pass to Odell Beckham Jr.
10/21 DAL	20	Alex Smith pass to Michael Floyd	10/28 @NYG	21	Eli Manning pass to Bennie Fowler
10/21 DAL	20	Adrian Peterson run	11/4 ATL	40	Matt Ryan pass to Calvin Ridley
10/28 @NYG	64	Adrian Peterson run	11/4 ATL	39	Matt Ryan pass to Tevin Coleman
10/28 @NYG	25	Alex Smith pass to Paul Richardson Jr.	11/4 ATL	35	Matt Ryan pass to Julio Jones
10/28 @NYG	21	Alex Smith pass to Vernon Davis	11/4 ATL	26	Matt Ryan pass to Julio Jones
11/4 ATL	33	Alex Smith pass to Maurice Harris	11/4 ATL	23	Matt Ryan pass to Austin Hooper
11/4 ATL	22	Alex Smith run	11/4 ATL	21	Matt Ryan pass to Julio Jones
11/4 ATL	20	Alex Smith pass to Vernon Davis	11/4 ATL	20	Matt Ryan pass to Austin Hooper
11/11 @TB	24	Alex Smith pass to Jordan Reed	11/11 @TB	29	Ryan Fitzpatrick pass to Adam Humphries
11/11 @TB	20	Alex Smith pass to Maurice Harris	11/11 @TB	24	Ryan Fitzpatrick pass to DeSean Jackson
11/18 HOU	24	Alex Smith pass to Jordan Reed	11/11 @TB	24	Ryan Fitzpatrick pass to Jacquizz Rodgers
11/22 @DAL	53	Colt McCoy pass to Vernon Davis	11/11 @TB	24	Ryan Fitzpatrick pass to Adam Humphries
11/22 @DAL	20	Colt McCoy pass to Jordan Reed	11/11 @TB	24	Ryan Fitzpatrick pass to Chris Godwin
11/22 @DAL	20	Colt McCoy pass to Vernon Davis	11/11 @TB	23	Ryan Fitzpatrick pass to Mike Evans
12/3 @PHI	90	Adrian Peterson run	11/18 HOU	40	Deshaun Watson pass to Keke Coutee
12/3 @PHI	32	Colt McCoy pass to Josh Doctson	11/18 HOU	28	Deshaun Watson pass to Jordan Akins
12/3 @PHI	20	Mark Sanchez pass to Josh Doctson	11/18 HOU	21	Lamar Miller run
12/9 NYG	79	Josh Johnson pass to Jamison Crowder	11/22 @DAL	90	Dak Prescott pass to Amari Cooper
12/9 NYG	30	Josh Johnson pass to Josh Doctson	11/22 @DAL	40	Dak Prescott pass to Amari Cooper
12/16 @JAX	33	Josh Johnson pass to Jamison Crowder	11/22 @DAL	22	Dak Prescott pass to Noah Brown
12/22 @TEN	30	Josh Johnson pass to Jamison Crowder	12/3 @PHI	32	Carson Wentz pass to Golden Tate
12/22 @TEN	22	Josh Johnson pass to Josh Doctson	12/3 @PHI	23	Carson Wentz pass to Corey Clement
12/30 PHI	20	Josh Johnson pass to Josh Doctson	12/3 @PHI	20	Carson Wentz pass to Zach Ertz
			12/9 NYG	78	Saquon Barkley run
			12/9 NYG	52	Saquon Barkley run
			12/9 NYG	39	Eli Manning pass to Evan Engram
			12/9 NYG	30	Eli Manning pass to Corey Coleman
			12/9 NYG	30	Eli Manning pass to Evan Engram
			12/16 @JAX	25	Leonard Fournette run
			12/16 @JAX	21	Cody Kessler run
			12/16 @JAX	20	Dede Westbrook run
			12/22 @TEN	35	Blaine Gabbert pass to Taywan Taylor
			12/22 @TEN	27	Blaine Gabbert pass to MyCole Pruitt
			12/30 PHI	22	Nate Sudfeld pass to Nelson Agholor
			12/30 PHI	25	Nick Foles pass to Dallas Goedert

REGULAR SEASON DEFENSIVE STATISTICS

(TACKLES, QBP/H AND PD ACCORDING TO COACHES' FILM REVIEW) (PRESS BOX STATISTICS WERE USED FOR WEEK 13)

Player	Total	Solo	Asst.	TFL	Sacks	Sack Yds	QBP/H	Ints/Yds	PD	FF	FR	Safety	TDs
Mason Foster	168	103	65	3	1	7	6/4	2/4	2	0	2	0	0
Zach Brown	114	76	38	10	1	5	1/1	0/0	3	2	0	0	0
Jonathan Allen	96	66	30	13	8	61	44/24	0/0	0	0	0	0	0
Daron Payne	90	63	27	10.5	5	28	30/11	0/0	3	1	1	0	0
Josh Norman	72	49	23	0	0	0	0/0	3/79	15	2	1	0	0
DJ Swearinger	64	52	12	3	2	12	2/1	4/34	14	3	1	0	0
Ha Ha Clinton-Dix	62	54	8	1	0	0	0/0	0/0	4	1	1	0	0
Preston Smith	57.5	39	18.5	11.5	4	32.5	57/26	1/3	4	0	1	0	0
Fabian Moreau	51	37	14	1	0	0	0/0	1/16	13	3	0	0	0
Matt Ioannidis	49	29	20	8.5	7.5	40	45/24	0/0	0	1	1	0	0
Ryan Kerrigan	48.5	37	11.5	18	13	96.5	66/27	0/0	0	3	0	0	0
Montae Nicholson	44	38	6	0	0	0	0/1	0/0	5	0	0	0	0
Quinton Dunbar	40	34	6	0	0	0	0/0	2/21	12	0	0	0	0
Greg Stroman	39	32	7	0	0	0	0/0	1/39	5	1	0	0	0
Shaun Dion Hamilton	25	19	6	2	1.5	7	2/2	0/0	0	0	0	0	0
Josh Harvey-Clemons	25	18	7	3	1	7	4/1	0/0	5	0	0	0	0
Deshazor Everett	19	13	6	2	0	0	0/0	1/24	2	0	0	0	0
Ryan Anderson	18	12	6	5.5	2	4	10/5	0/0	0	1	0	0	0
Stacy McGee	13	9	4	2	1	3	2/2	0/0	0	0	0	0	0
Pernell McPhee	13	8	5	3	0	0	17/7	0/0	2	0	1	0	0
Tim Settle	11	7	4	1	0	0	6/4	0/0	0	0	0	0	0
Danny Johnson	8	8	0	0	0	0	0/0	0/0	1	0	0	0	0
Ziggy Hood	6	3	3	0	0	0	0/0	0/0	0	0	0	0	0
Joshua Holsey	4	2	2	0	0	0	0/0	0/0	1	0	0	0	0
Zach Vigil	3	3	0	0	0	0	0/0	0/0	0	0	0	0	0
Caleb Brantley	1	1	0	0	0	0	0/0	0/0	0	0	0	0	0
Cassanova McKinzy	1	1	0	1	0	0	3/1	0/0	1	1	0	0	0
TOTALS	1142	813	329	99	47	303	219/95	15/220	92	19	9	0	0

2018 WASHINGTON REDSKINS SPECIAL TEAMS STATISTICS

REGULAR SEASON SPECIAL TEAMS STATISTICS

(ACCORDING TO COACHES' FILM REVIEW) (PRESS BOX STATISTICS WERE USED FOR WEEK 13)

Player	Total	Solo	Asst.	FF	FR	PATs Blk	FG Blk	Punts Blk	Inside 20*	Safety	TDs
Deshazor Everett	11	9	2	0	0	0	0	0	0	0	0
Danny Johnson	7	7	0	0	0	0	0	0	4	0	0
Zach Vigil	7	6	1	0	0	0	0	0	0	0	0
Shaun Dion Hamilton	6.5	3.5	3	0	0	0	0	0	1	0	0
Josh Harvey-Clemons	6	3	3	1	0	0	0	0	2	0	0
Kenny Ladler	6	5	1	0	0	0	0	0	1	0	0
Jeremy Sprinkle	4	0	4	0	0	0	0	0	1	0	0
Adonis Alexander	4	2	2	0	0	0	0	0	2	0	0
Jehu Chesson	3	3	0	0	0	0	0	0	2	0	0
Byron Marshall	3	1	2	0	0	0	0	0	1	0	0
Montae Nicholson	3	3	0	0	0	0	0	0	0	0	0
Ryan Anderson	2.5	2.5	0	0	0	0	0	0	1	0	0
Troy Apke	2	2	0	0	0	0	0	0	0	0	0
Kapri Bibbs	2	1	1	0	1	0	0	0	0	0	0
Greg Stroman	2	0	2	0	0	0	0	0	2	0	0
Ha Ha Clinton-Dix	1	1	0	0	0	0	0	0	0	0	0
Andrew East	1	0	1	0	0	0	0	0	0	0	0
Mason Foster	1	0	1	0	0	0	0	0	0	0	0
Dustin Hopkins	1	1	0	0	0	0	0	0	0	0	0
Nick Sundberg	1	1	0	0	0	0	0	0	0	0	0
Tress Way	1	1	0	0	0	0	0	0	0	0	0
TOTAL	75	52	23	1	1	0	0	0	17	0	0

**Indicates player who downed a punt inside the 20. Fair catches/punts out of bounds not included.*

2011 WASHINGTON REDSKINS STATISTICS (THE LAST TIME)

TEAM TOTALS

Won in Overtime

By Redskins: 12/26/10 at Jacksonville Jaguars, 20-17 OT (last score at 12:13 by G. Gano 31 yd. FG)
 By Opponent: 11/20/11 vs. Dallas Cowboys, 27-24 OT (last score at 5:47 by D. Bailey 39 yd. FG)

Won by Scoring in the Last Two Minutes of Regulation

By Redskins: 9/30/12 at Tampa Bay Buccaneers, 24-22 (last score at 0:03 by B. Cundiff 41 yd. FG)
 By Opponent: 10/21/12 at New York Giants, 27-23 (last score at 1:13 by Eli Manning 77-yd. pass to Victor Cruz)

Tied Game by Scoring in the Last Two Minutes of Regulation

By Redskins: 11/20/11 loss vs. Dallas Cowboys, 27-24 OT (tied game at 24 with 0:14 by D. Stallworth 4 yd. pass from R. Grossman)
 By Opponent: 12/6/09 loss vs. New Orleans Saints, 33-30 OT (tied game at 30 with 1:19 by R. Meachem 53 yd. pass from D. Brees)

Shutout

By Redskins: 9/30/91 vs. Philadelphia Eagles, 23-0
 By Opponent: 10/30/11 at Buffalo Bills, 23-0

Held Opponent without a Touchdown

By Redskins: 9/26/11 loss at Dallas Cowboys, 18-16
 By Opponent: 11/13/11 loss at Miami Dolphins, 20-9

Game Finished in a Tie

Redskins Home: 11/23/97 vs. New York Giants, 7-7
 Redskins Away: 10/5/69 at San Francisco 49ers, 17-17

Scoreless First Half

Redskins Home: 10/19/08 win vs. Cleveland Browns, 14-11
 Redskins Away: None since 1970

Won by 20 or More Points

By Redskins: 12/13/09 at Oakland Raiders, 34-13
 By Opponent: 1/1/12 at Philadelphia Eagles, 34-10

Won After Trailing by 20 or More Points

By Redskins: 10/2/99 vs. Carolina Panthers, 38-36 (trailed 0-21 in 2nd quarter)
 By Opponent: 9/12/99 vs. Dallas Cowboys, 41-35 OT (trailed 14-35 in 4th quarter)

Held a 28 or More Point Lead

By Redskins: 10/7/07 win vs. Detroit Lions, 34-3 (33)
 By Opponent: 12/5/10 loss at New York Giants, 31-7 (28)

Held a 21 or More Point Lead

By Redskins: 12/13/09 win at Oakland Raiders, 34-13 (21)
 By Opponent: 1/1/12 loss at Philadelphia Eagles, 34-10 (24)

Scored 20 or More Points in a Quarter

By Redskins: 12/18/05 win vs. Dallas Cowboys, 35-7 (21 points in 2nd quarter)
 By Opponent: 11/15/10 loss vs. Philadelphia Eagles, 59-28 (28 points in 1st quarter)

Scored 20 or More Points in a Half

By Redskins: 10/14/12 win vs. Minnesota Vikings, 38-26 (21 points in 2nd half)
 By Opponent: 9/23/12 loss vs. Cincinnati Bengals, 38-31 (24 points in 1st half)

Touchdowns Scored by Offense and Defense

By Redskins: 10/14/12 win vs. Minnesota Vikings, 38-26 (4 offense, 1 defense)
 By Opponent: 12/11/11 loss vs. New England Patriots, 34-27 (3 offense, 1 defense)

Touchdowns Scored by Offense, Defense and Special Teams

By Redskins: 12/7/97 win vs. Arizona Cardinals, 38-28 (3 offense, 1 defense, 1 special teams)
 By Opponent: 9/5/88 loss at New York Giants, 27-20 (1 offense, 1 defense, 1 special teams)

Safety Scored

By Redskins: 12/23/07 Kedric Golston vs. Minnesota Vikings (Stopped RB Tony Richardson in end zone)
 By Opponent: 10/18/09 Tamba Hali vs. Kansas City Chiefs (Sacked QB Todd Collins in end zone)

Two-Point Conversion

By Redskins: 11/6/11 John Beck pass to Leonard Hankerson vs. San Francisco 49ers
 By Opponent: 10/14/12 Christian Ponder pass to Kyle Rudolph vs. Minnesota Vikings

No Penalties in Game



2011 WASHINGTON REDSKINS STATISTICS (THE LAST TIME)

TEAM TOTALS

By Redskins:	11/16/03	loss at Carolina Panthers, 20-17
By Opponent:	11/5/89	loss vs. Dallas Cowboys, 13-3

50 or More Points Scored in a Game

By Redskins:	9/19/99	win at New York Giants, 50-21
By Opponent:	11/15/10	loss vs. Philadelphia Eagles, 59-28

40 or More Points Scored in a Game

By Redskins:	9/9/12	win at New Orleans Saints, 40-32
By Opponent:	11/15/10	loss vs. Philadelphia Eagles, 59-28



2018 WASHINGTON REDSKINS STATISTICS (THE LAST TIME)

TEAM TOTALS

Won in Overtime

By Redskins: 10/27/14 at Dallas Cowboys, 20-17 OT (last score at 9:43 on 40-yard field goal by Kai Forbath)
 By Opponent: 11/19/17 at New Orleans Saints, 34-31 OT (last score at 7:25 on 28-yard field goal by Wil Lutz)

Won by Scoring in the Last Two Minutes of Regulation

By Redskins: 12/16/18 at Jacksonville Jaguars, 16-13 (go-ahead score at :04 on 36-yard field goal from Dustin Hopkins)
 By Opponent: 10/2/17 at Kansas City Chiefs, 29-20 (go-ahead score at :04 on 43-yard field goal from Harrison Butker)

Tied Game by Scoring in the Last Two Minutes of Regulation

By Redskins: 10/2/17 loss at Kansas City Chiefs, 29-20 (tied game, 20-20, at :47 on 40-yard field goal by Dustin Hopkins)
 By Opponent: 11/19/17 loss at New Orleans Saints, 34-31 OT (tied game at 31 with 1:03 on Alvin Kamara 18-yard touchdown pass from Drew Brees)

Shutout

By Redskins: 9/30/91 vs. Philadelphia Eagles, 23-0
 By Opponent: 12/30/18 vs. Philadelphia Eagles, 24-0

Held Opponent without a Touchdown

By Redskins: 11/11/18 win at Tampa Bay, 16-3
 By Opponent: 12/30/18 loss vs. Philadelphia Eagles, 24-0

Game Finished in a Tie

Redskins Home: 11/23/97 vs. New York Giants, 7-7
 Redskins Away: 10/30/16 at Cincinnati Bengals, 27-27

Scoreless First Half, Both Teams

Redskins Home: 10/19/08 win vs. Cleveland Browns, 14-11
 Redskins Away: None since 1970

Held Opponent Scoreless in First Half

By Redskins: 9/9/18 win at Arizona Cardinals, 24-6 (led 21-0 at halftime)
 By Opponent: 12/9/18 loss vs. New York Giants, 40-16 (trailed 34-0 at halftime)

Won by 20 or More Points

By Redskins: 12/24/16 at Chicago Bears, 41-21
 By Opponent: 12/30/18 vs. Philadelphia Eagles, 24-0

Won After Trailing by 20 or More Points

By Redskins: 10/25/15 vs. Tampa Bay Buccaneers, 31-30 (trailed 24-0 in 2nd quarter)
 By Opponent: 9/12/99 vs. Dallas Cowboys, 41-35 OT (trailed 14-35 in 4th quarter)

Held a 28 or More Point Lead

By Redskins: 11/15/15 win vs. New Orleans Saints, 47-14 (33)
 By Opponent: 12/9/18 loss vs. New York Giants, 40-16 (40)

Held a 21 or More Point Lead

By Redskins: 9/9/18 win at Arizona Cardinals, 24-6 (led 21-0 in the 3rd quarter)
 By Opponent: 12/30/18 loss vs. Philadelphia Eagles, 24-0 (led 24-0 in the 4th quarter)

Scored 20 or More Points in a Quarter

By Redskins: 9/9/18 win at Arizona Cardinals, 24-6 (21 points in the 2nd quarter)
 By Opponent: 12/9/18 loss vs. New York Giants, 40-16 (27 points in the 2nd quarter)

Scored 20 or More Points in a Half

By Redskins: 9/23/18 win vs. Green Bay Packers, 31-17 (28 points in 1st half)
 By Opponent: 12/9/18 loss vs. New York Giants, 40-16 (34 points in 1st half)

Touchdowns Scored by Offense and Defense

By Redskins: 10/21/18 win vs. Dallas Cowboys, 20-17 (1 offense, 1 defense)
 By Opponent: 12/22/18 loss at Tennessee Titans, 25-16 (2 offense, 1 defense)

Touchdowns Scored by Offense, Defense and Special Teams

By Redskins: 12/7/97 win vs. Arizona Cardinals, 38-28 (3 offense, 1 defense, 1 special teams)
 By Opponent: 9/5/88 loss at New York Giants, 27-20 (1 offense, 1 defense, 1 special teams)

Safety Scored

By Redskins: 1/10/16 Preston Smith vs. Green Bay Packers (NFC Wild Card) (Aaron Rodgers sacked in end zone)
 By Opponent: 11/5/17 Bobby Wagner at Seattle Seahawks (Kirk Cousins sacked in end zone)

Successful Two-Point Conversion

By Redskins: 12/9/18 Josh Johnson pass to Vernon Davis and Josh Johnson pass to Michael Floyd vs. New York Giants
 By Opponent: 12/3/18 Carson Wentz pass to Golden Tate III at Philadelphia Eagles

2018 WASHINGTON REDSKINS STATISTICS (THE LAST TIME)

TEAM TOTALS

No Penalties in Game

By Redskins: 11/16/03 loss at Carolina Panthers, 20-17
 By Opponent: 11/5/89 loss vs. Dallas Cowboys, 13-3

50 or More Points Scored in a Game

By Redskins: 10/23/05 win vs. San Francisco 49ers, 52-17
 By Opponent: 11/15/10 loss vs. Philadelphia Eagles, 59-28

40 or More Points Scored in a Game

By Redskins: 12/24/16 win at Chicago Bears, 41-21
 By Opponent: 12/9/18 loss vs. New York Giants, 40-16

OFFENSIVE TOTALS

500 or More Total Net Yards of Offense

By Redskins: 11/24/16 loss at Dallas Cowboys, 31-26 (505; 56 rushing, 449 passing)
 By Opponent: 11/11/18 win at Tampa Bay, 16-3 (501; 103 rushing, 398 passing)

400 or More Total Net Yards of Offense

By Redskins: 9/9/18 win at Arizona Cardinals, 24-6 (429; 182 rushing, 247 passing)
 By Opponent: 12/9/18 loss vs. New York Giants, 40-16 (402; 227 rushing, 175 passing)

300 or More Net Yards Rushing by Team

By Redskins: 11/3/85 win at Atlanta Falcons, 44-10 (307)
 By Opponent: 11/29/59 loss at New York Giants, 45-14 (351)

200 or More Net Yards Rushing by Team

By Redskins: 9/17/17 win at Los Angeles Rams, 27-20 (229)
 By Opponent: 12/9/18 loss vs. New York Giants, 40-16 (227)

Individual 200-Yard Rushing Game

By Redskins: 12/30/12 Alfred Morris (33-200-3 TDs) vs. Dallas Cowboys
 By Opponent: 12/30/06 Tiki Barber (23-234-3 TDs) vs. New York Giants

Individual 150-Yard Rushing Game

By Redskins: 12/30/12 Alfred Morris (33-200-3 TDs) vs. Dallas Cowboys
 By Opponent: 12/9/18 Saquon Barkley (14-170-1 TD) vs. New York Giants

Individual 100-Yard Rushing Game

By Redskins: 12/22/18 Adrian Peterson (26-119-0 TDs) at Tennessee Titans
 By Opponent: 12/9/18 Saquon Barkley (14-170-1 TD) vs. New York Giants

Two 100-Yard Rushers in the Same Game

By Redskins: 12/4/05 Clinton Portis (27-136-2 TDs) & Rock Cartwright (9-118) at St. Louis Rams
 By Opponent: 11/3/96 Darick Holmes (22-122-3 TDs) & Thurman Thomas (23-107-1 TD) at Buffalo Bills

Consecutive 100-Yard Rushing Games (Same Season)

By Redskins: 11/19/17 - Samaje Perine (23-117-1 TD) at New Orleans Saints / Samaje Perine (24-100) vs. New York Giants
 11/23/17
 By Opponent: 12/19/16 - Jonathan Stewart (25-132) vs. Carolina Panthers / Jordan Howard (18-119) at Chicago Bears / Paul Perkins (21-102) vs. New York
 1/1/17 Giants

Combined 200-Yard Rushing by Two Players

By Redskins: 12/30/12 263 by Alfred Morris (33-200-3 TDs) & Robert Griffin III (6-63-1 TD) vs. Dallas Cowboys
 By Opponent: 12/9/18 208 by Saquon Barkley (14-170-1 TD) & Wayne Gallman (14-38-0 TDs) vs. New York Giants

Individual with 30 or More Carries

By Redskins: 12/30/12 Alfred Morris (33-200-3 TDs) vs. Dallas Cowboys
 By Opponent: 10/29/17 Ezekiel Elliott (33-150-2 TDs) vs. Dallas Cowboys

Individual with 25 or More Carries

By Redskins: 12/22/18 Adrian Peterson (26-119-0) at Tennessee Titans
 By Opponent: 11/22/18 Ezekiel Elliott (26-121-1) at Dallas Cowboys

Rushing Play of 60 or More Yards

By Redskins: 12/3/18 90t by Adrian Peterson at Philadelphia Eagles
 By Opponent: 12/9/18 78t by Saquon Barkley vs. New York Giants

2018 WASHINGTON REDSKINS STATISTICS (THE LAST TIME)

OFFENSIVE TOTALS

Rushing Play of 40 or More Yards

By Redskins: 12/3/18 90t by Adrian Peterson at Philadelphia Eagles
 By Opponent: 12/9/18 78t by Saquon Barkley vs. New York Giants

Individual with Two or More Rushing Touchdowns

By Redskins: 11/18/18 Adrian Peterson (16-51-2 TDs) vs. Houston Texans
 By Opponent: 10/29/17 Ezekiel Elliott (33-150-2 TDs) vs. Dallas Cowboys

400 Net Yards Passing by Team

By Redskins: 11/24/16 loss at Dallas Cowboys, 31-26 (449)
 By Opponent: 1/3/16 win at Dallas Cowboys, 34-23 (412)

300 Net Yards Passing by Team

By Redskins: 11/19/17 loss at New Orleans Saints, 34-31 OT (300)
 By Opponent: 12/3/18 loss at Philadelphia Eagles, 28-13 (306)

Individual with 50 or More Pass Attempts

By Redskins: 11/24/16 Kirk Cousins (53-41-449-3 TDs) at Dallas Cowboys
 By Opponent: 12/26/15 Sam Bradford (56-37-380-1 TD-0 INTs) at Philadelphia Eagles

Individual with 40 or More Pass Attempts

By Redskins: 11/4/18 Alex Smith (46-30-306-1 TD-1 INT) vs. Atlanta Falcons
 By Opponent: 11/11/18 Ryan Fitzpatrick (41-29-406-0 TD-2 INTs) at Tampa Bay

Individual with 30 or More Pass Completions

By Redskins: 11/4/18 Alex Smith (46-30-306-1 TD-1 INT) vs. Atlanta Falcons
 By Opponent: 10/28/18 Eli Manning (47-30-316-1 TD-2 INTs) at New York Giants

Individual with 25 or More Pass Completions

By Redskins: 11/4/18 Alex Smith (46-30-306-1 TD-1 INT) vs. Atlanta Falcons
 By Opponent: 12/3/18 Carson Wentz (27-39-306-2 TDs-1 INT) at Philadelphia Eagles

No Sacks Allowed

By Redskins: 10/28/18 win at New York Giants (32 attempts by Alex Smith)
 By Opponent: 12/3/18 loss at Philadelphia Eagles (39 attempts by Carson Wentz)

Individual 400-Yard Passing Game

By Redskins: 11/24/16 Kirk Cousins (53-41-449-3 TDs) at Dallas Cowboys
 By Opponent: 11/11/18 Ryan Fitzpatrick (41-29-406-0 TD-2 INTs) at Tampa Bay

Individual 300-Yard Passing Game

By Redskins: 11/4/18 Alex Smith (46-30-306-1 TD-1 INT) vs. Atlanta Falcons
 By Opponent: 12/3/18 Carson Wentz (27-39-306-2 TDs-1 INT) at Philadelphia Eagles

Consecutive 300-Yard Passing Games (Same Season)

By Redskins: 11/12/17 - Kirk Cousins (45-26-327-1 TD-1 INT) vs. Minnesota Vikings; Kirk Cousins (32-22-322-3 TDs) at New Orleans Saints
 11/19/17
 By Opponent: 10/28/18 - Eli Manning (47-30-316-1 TD-2 INTs) at New York Giants; Matt Ryan (38-26-350-4 TDs-1 INT) vs. Atlanta Falcons; Ryan
 11/11/18 Fitzpatrick (41-29-406-0 TD-2 INTs) at Tampa Bay

Individual with Four or More Touchdown Passes

By Redskins: 12/26/15 Kirk Cousins (46-31-365-4 TDs) at Philadelphia Eagles
 By Opponent: 11/4/18 Matt Ryan (38-26-350-4 TDs-1 INT) vs. Atlanta Falcons

Individual with Five or More Touchdown Passes

By Redskins: 11/10/91 Mark Rypien (31-16-442-6 TDs) vs. Atlanta Falcons
 By Opponent: 11/22/15 Cam Newton (34-21-246-5 TDs) at Carolina Panthers

Individual with 10 or More Receptions

By Redskins: 11/4/18 Maurice Harris (10-124) vs. Atlanta Falcons
 By Opponent: 11/5/17 Zach Ertz (10-112) at Philadelphia Eagles

Individual 200-Yard Receiving Game

By Redskins: 10/21/01 Rod Gardner (6-208-1 TD) vs. Carolina Panthers
 By Opponent: 11/16/14 Mike Evans (7-209-2 TDs) vs. Tampa Bay Buccaneers

2018 WASHINGTON REDSKINS STATISTICS (THE LAST TIME)

OFFENSIVE TOTALS

Individual 150-Yard Receiving Game

By Redskins: 9/24/17 Chris Thompson (6-150-1 TD) vs. Oakland Raiders
 By Opponent: 11/22/18 Amari Cooper (8-180- 2 TDs) at Dallas Cowboys

Individual 100-Yard Receiving Game

By Redskins: 11/4/18 Maurice Harris (10-124) vs. Atlanta Falcons
 By Opponent: 11/22/18 Amari Cooper (8-180- 2 TDs) at Dallas Cowboys

Two 100-Yard Receivers in the Same Game

By Redskins: 11/20/16 Pierre Garçon (6-116-1 TD) & Jamison Crowder (3-102-1 TD) vs. Green Bay Packers
 By Opponent: 11/11/18 Jacquizz Rodgers (8-102) & Chris Godwin (7-103) at Tampa Bay

Consecutive 100-Yard Receiving Games (Same Season)

By Redskins: 12/11/16 - DeSean Jackson (3-102-1 TD) at Philadelphia Eagles; DeSean Jackson (7-111) vs. Carolina Panthers; DeSean Jackson (5-114) at Chicago Bears
 12/24/16
 By Opponent: 10/28/18 - Odell Beckham Jr. (8-136) at New York Giants; Julio Jones (7-121-1 TD) vs. Atlanta Falcons; Jacquizz Rodgers (8-102) & Chris Godwin (7-103) at Tampa Bay
 11/11/18

Pass Play of 80 or More Yards

By Redskins: 12/11/16 80t by Kirk Cousins to DeSean Jackson at Philadelphia Eagles
 By Opponent: 11/22/18 90t by Dak Prescott to Amari Cooper at Dallas Cowboys

Pass Play of 60 or More Yards

By Redskins: 12/9/18 79t by Josh Johnson to Jamison Crowder vs. New York Giants
 By Opponent: 11/22/18 90t by Dak Prescott to Amari Cooper at Dallas Cowboys

Pass Play of 40 or More Yards

By Redskins: 12/9/18 79t by Josh Johnson to Jamison Crowder vs. New York Giants
 By Opponent: 11/22/18 90t by Dak Prescott to Amari Cooper at Dallas Cowboys

Individual with Four or More Touchdown Receptions

By Redskins: Never
 By Opponent: 11/18/07 Terrell Owens (8-173-4 TDs) at Dallas Cowboys

Individual with Three or More Touchdown Receptions

By Redskins: 10/1/06 Santana Moss (4-138-3 TDs) vs. Jacksonville Jaguars
 By Opponent: 12/14/14 Odell Beckham Jr. (12-143-3 TDs) at New York Giants

Led Team in Both Rushing and Receiving Yards in the Same Game

By Redskins: 9/9/18 Adrian Peterson (26-96 rushing, 2-70 receiving) at Arizona Cardinals
 By Opponent: 12/4/16 David Johnson (18-84 rushing, 9-91 receiving) at Arizona Cardinals

100-Yard Rusher & 100-Yard Receiver in the Same Game

By Redskins: 11/23/17 Samaje Perine (24-100) & Jamison Crowder (7-141-1 TD) vs. New York Giants
 By Opponent: 11/22/18 Ezekiel Elliott (26-121-1 TD) & Amari Cooper (8-180-2 TDs) at Dallas Cowboys

100-Yard Rusher, 100-Yard Receiver & 300-Yard Passer in the Same Game

By Redskins: 11/20/16 Kirk Cousins (30-21-375-3 TDs) Rob Kelley (24-137-3 TDs) Pierre Garçon (6-116-1 TD) Jamison Crowder (3-102-1 TD) vs. Green Bay Packers
 By Opponent: 12/24/16 Jordan Howard (18-119) Cameron Meredith (9-135-1 TD) Matt Barkley (40-24-323-2 TDs-5 INTs) at Chicago Bears

Individual with at Least One Rushing Touchdown and One Receiving Touchdown in the Same Game

By Redskins: 10/28/18 Adrian Peterson (26-149-1 TD rushing, 1-7 1 TD receiving) at New York Giants
 By Opponent: 9/17/17 Todd Gurley II (16-88-1 TD rushing, 3-48-1 TD receiving) at Los Angeles Rams

Individual with at Least One Rushing Touchdown and One Touchdown Pass in the Same Game

By Redskins: 12/9/18 Josh Johnson (11-16-195- 1 TD passing, 7-45-1 TD rushing) vs. New York Giants
 By Opponent: 10/2/17 Alex Smith (37-27-293-1 TD passing, 7-56-1 TD rushing) at Kansas City Chiefs

No Turnovers

By Redskins: 12/16/18 win at Jacksonville Jaguars, 16-13
 By Opponent: 12/22/18 loss at Tennessee Titans, 25-16

Touchdown Scored on First Drive

By Redskins: 10/21/18 win vs. Dallas Cowboys, 20-17 (6 plays, 52 yards, 3:13 / A. Smith pass to K. Bibbs for 23 yd.)
 By Opponent: 12/22/18 loss at Tennessee Titans, 25-16 (11 plays, 69 yards, 6:32 / D. Henry 1 yd. run)

2018 WASHINGTON REDSKINS STATISTICS (THE LAST TIME)

DEFENSIVE TOTALS

Held Opponent Under 200 Net Yards of Total Offense

By Redskins: 12/16/18 win at Jacksonville Jaguars, 16-13 (192; 172 rushing, 20 passing)
 By Opponent: 12/30/18 loss vs. Philadelphia Eagles, 24-0 (89; 21 rushing, 68 passing)

Held Opponent Under 300 Net Yards of Total Offense

By Redskins: 12/22/18 loss at Tennessee Titans, 25-16 (291; 99 rushing, 192 passing)
 By Opponent: 12/30/18 loss vs. Philadelphia Eagles, 24-0 (89; 21 rushing, 68 passing)

Held Opponent Under 50 Yards Rushing

By Redskins: 10/28/18 win at New York Giants, 20-13 (37)
 By Opponent: 12/30/18 loss vs. Philadelphia Eagles, 24-0 (21)

Held Opponent Under 75 Yards Rushing

By Redskins: 10/28/18 win at New York Giants, 20-13 (37)
 By Opponent: 12/30/18 loss vs. Philadelphia Eagles, 24-0 (21)

Held Opponent Under 100 Yards Rushing

By Redskins: 12/22/18 loss at Tennessee Titans, 25-16 (99)
 By Opponent: 12/30/18 loss vs. Philadelphia Eagles, 24-0 (21)

Held Opponent Under 100 Net Yards Passing

By Redskins: 12/16/18 win at Jacksonville Jaguars, 16-13 (20)
 By Opponent: 12/30/18 loss vs. Philadelphia Eagles, 24-0 (68)

Held Opponent Under 150 Net Yards Passing

By Redskins: 12/16/18 win at Jacksonville Jaguars, 16-13 (20)
 By Opponent: 12/30/18 loss vs. Philadelphia Eagles, 24-0 (68)

Interception Return for a Touchdown

By Redskins: 12/10/17 Bashaud Breeland at Los Angeles Chargers (96 yards)
 By Opponent: 12/22/18 Malcolm Butler at Tennessee Titans (56 yards)

Individual with Three or More Interceptions

By Redskins: 10/24/10 DeAngelo Hall at Chicago Bears (4)
 By Opponent: 11/22/18 Kurt Coleman vs. Philadelphia Eagles (3)

Individual with Two or More Interceptions

By Redskins: 10/28/18 D.J. Swearingen at New York Giants (2)
 By Opponent: 12/31/17 Kelvin Sheppard at New York Giants (2)

Seven or More Sacks by Team

By Redskins: 10/28/18 win at New York Giants, 20-13 (7)
 By Opponent: 12/14/14 loss at New York Giants, 24-13 (7)

Six or More Sacks by Team

By Redskins: 12/16/18 win at Jacksonville Jaguars (6)
 By Opponent: 11/23/17 win vs. New York Giants (6)

Five or More Sacks by Team

By Redskins: 12/16/18 win at Jacksonville Jaguars (6)
 By Opponent: 12/9/18 loss vs. New York Giants, 40-16 (5)

Individual with Four or More Sacks

By Redskins: 9/14/14 Ryan Kerrigan vs. Jacksonville Jaguars (4)
 By Opponent: 12/1/13 Justin Tuck vs. New York Giants (4)

Individual with Three or More Sacks

By Redskins: 12/26/15 Preston Smith at Philadelphia Eagles (3)
 By Opponent: 12/30/18 Fletcher Cox vs. Philadelphia Eagles (3)

Individual with Two or More Sacks

By Redskins: 12/16/18 Jonathan Allen and Ryan Kerrigan at Jacksonville Jaguars (2)
 By Opponent: 12/30/18 Fletcher Cox vs. Philadelphia Eagles (3)

Fumble Returned for Touchdown

By Redskins: 10/21/18 Preston Smith vs. Dallas Cowboys (1 yard)
 By Opponent: 10/2/17 Justin Houston at Kansas City Chiefs (13 yards)

2018 WASHINGTON REDSKINS STATISTICS (THE LAST TIME)

SPECIAL TEAMS TOTALS

Kickoff Return for a Touchdown

By Redskins: 11/22/15 Andre Roberts at Carolina Panthers (99 yards)
 By Opponent: 10/16/16 Wendell Smallwood vs. Philadelphia Eagles (86 yards)

Punt Return for a Touchdown

By Redskins: 10/9/16 Jamison Crowder at Baltimore Ravens (85 yards)
 By Opponent: 12/16/18 Dede Westbrook at Jacksonville Jaguars (74 yards)

Blocked Punt

By Redskins: 10/18/15 Jeron Johnson at New York Jets
 By Opponent: 9/24/15 Rashad Jennings at New York Giants

Missed Extra Point Attempt

By Redskins: 11/22/18 Dustin Hopkins at Dallas Cowboys (wide left)
 By Opponent: 12/22/18 Ryan Succop at Tennessee Titans (wide left)

Blocked Field Goal Attempt

By Redskins: 12/24/16 Preston Smith at Chicago Bears
 By Opponent: 10/29/17 Tyrone Crawford vs. Dallas Cowboys

Blocked Field Goal returned for a TD

By Redskins: 9/24/72 Mike Bass vs. St. Louis Cardinals (32 yards)
 By Opponent: 1/8/00 Ron Rice vs. Detroit Lions (94 yards)

Individual with Five or More Field Goals

By Redskins: 9/25/16 Dustin Hopkins at New York Giants (5)
 By Opponent: 12/17/17 Phil Dawson vs. Arizona Cardinals (5)

Individual with Four or More Field Goals

By Redskins: 11/13/16 Dustin Hopkins vs. Minnesota Vikings (4)
 By Opponent: 12/17/17 Phil Dawson vs. Arizona Cardinals (5)

Individual with Three or More Field Goals

By Redskins: 12/22/18 Dustin Hopkins at Tennessee Titans (3)
 By Opponent: 11/18/18 Ka'imi Fairbairn vs. Houston Texans (3)

Individual with 70-yard or More Punt

By Redskins: 9/25/14 Tress Way vs. New York Giants (77 yards)
 By Opponent: 12/16/18 Logan Cooke at Jacksonville Jaguars (72 yards)

Individual with 60-yard or More Punt

By Redskins: 12/9/18 Tress Way vs. New York Giants (63 yards)
 By Opponent: 12/16/18 Logan Cooke at Jacksonville Jaguars (72 yards)

Individual with 50-yard or More Field Goal

By Redskins: 12/22/18 Dustin Hopkins at Tennessee Titans (50 yards)
 By Opponent: 11/18/18 Ka'imi Fairbairn vs. Houston Texans (54 yards)

Back to Back Kickoff Returns for Touchdowns

By Redskins: 9/23/73 Herb Mul-Key at St. Louis Cardinals (97 yards)
 By Opponent: 9/23/73 Don Shy at St. Louis Cardinals (97 yards)

Blocked Punt, Returned for Touchdown

By Redskins: 10/18/15 Rashad Ross at New York Jets (recovery in end zone)
 By Opponent: 9/7/14 Alfred Blue at Houston (5 yards)

Successful Onside Kick

By Redskins: 10/25/15 vs. Tampa Bay Buccaneers (kicked by Dustin Hopkins, recovered by Trenton Robinson)
 By Opponent: 11/8/15 at New England Patriots (kicked by Stephen Gostkowski, recovered by Jonathan Freeny)

No Punts

By Redskins: 11/5/00 loss at Arizona Cardinals, 16-15
 By Opponent: 10/8/18 loss at New Orleans Saints, 43-19

Successful Fake Punt

By Redskins: 11/19/17 Niles Paul five-yard run at New Orleans
 By Opponent: 9/17/17 Johnny Hekker 28-yard pass to Josh Reynolds at Los Angeles Rams

Successful Fake Field Goal

By Redskins: 11/15/09 Hunter Smith 35-yard pass to Mike Sellers vs. Denver Broncos
 By Opponent: 10/6/14 Jon Ryan five-yard run vs. Seattle Seahawks

REDSKINS BIOS



JAY GRUDEN

HEAD COACH

15TH NFL SEASON // 5TH WITH REDSKINS

Jay Gruden enters his fifth season with the Washington Redskins in 2018 after being named the 29th head coach in franchise history on January 9, 2014.

Previously a decorated quarterback in the college and Arena Football League ranks and a successful NFL assistant, Gruden has showcased his offensive acumen honed from his diverse football background throughout his tenure with the Redskins.

In 2017, the Redskins won at least seven games for their third straight season for the first time since a four-year streak from 1999-2002, marking the fourth-longest streak of seven-win seasons in team history. Gruden's team reached seven wins despite dealing with substantial injury issues throughout the season, as 72 different players appeared in game action for the squad, the second-most used by the team in a single season since the 1970 AFL-NFL merger, trailing only the 108 used to complete the 1987 strike season.

Among the team's highlights in the 2017 season was the team's 4-0 record against NFC West opponents, the franchise's second full-division sweep since NFL realignment in 2002 and the team's first since 2005. The season also produced three Pro Bowlers, with linebacker Ryan Kerrigan, guard Brandon Scherff and tackle Trent Williams all earning return selections among the league's best.

A year earlier, Gruden guided the Redskins to an 8-7-1 record in 2016, giving the franchise back-to-back winning seasons for the first time since 1996-97. The team was led by Gruden's record-shattering offense, which posted team records in total net yards [6,545], net passing yards [4,758] and yards per play [6.40], ranking in the Top 3 in the NFL in all three categories.

Gruden's offense — once called "easily one of the three or four best designed offenses in the NFL" by Andy Benoit of The MMQB — was more than just historically efficient and explosive that season. The distribution of the offensive contributions allowed eight Redskins players [DeSean Jackson, Pierre Garçon, Jamison Crowder, Rob Kelley, Chris Thompson, Jordan Reed, Vernon Davis and Matt Jones] to finish the season with at least 500 yards from scrimmage, tying the 2011 New Orleans Saints for the most in a single season in NFL history.

In 2015, Gruden led the Redskins to an NFC East Championship, posting a 9-7 record to complete the second "worst-to-first" turnaround in team history. Gruden became the sixth coach in team history to lead the Redskins to a playoff berth within the first two years at the helm, joining Ray Flaherty, Dutch Bergman, Dudley DeGroot, George Allen and Joe Gibbs.

Under Gruden's guidance, the 2015 Redskins featured what was at the time the most prolific passing attack in franchise history. Quarterback Kirk Cousins, named the starter in the middle of the preseason, set then-single-season team records for attempts [543], completions [379], passing yards [4,166] and 300-yard passing games [seven] while throwing 29 touchdown passes, including at least one in all 16 games. Cousins' success coincided with the emergence of tight end Jordan Reed, who finished the season with 87 receptions for 952 yards [both team records for a tight end] with 11 receiving touchdowns.

Gruden assumed control of the Redskins in 2014 and guided the team through a campaign in which three different quarterbacks [Robert Griffin III, Kirk Cousins and Colt McCoy] recorded victories as starters. He installed an offensive system that produced two Pro Bowlers in his first season [tackle Trent Williams and running back Alfred Morris].

Excluding interim coaches, Gruden, 46 at the time of his hiring, became the team's youngest head coaching hire since

hiring eventual Pro Football Hall of Famer Joe Gibbs at 40 years of age in 1981. He became the first Redskins head coach hired directly from an offensive coordinator role on another team since Norv Turner in 1994.

Before joining the Redskins, Gruden spent his previous three seasons as offensive coordinator for the Cincinnati Bengals. In his tenure in Cincinnati, the Bengals averaged 10 wins a season, making three consecutive playoff appearances and earning an AFC North championship in 2013. Members of the Bengals' offense accounted for seven Pro Bowl selections in his three seasons in Cincinnati.

Gruden was tasked with the development of quarterback Andy Dalton, a 2011 second-round pick. In three seasons together, Gruden helped Dalton to a 30-18 regular season record as a starter (.625), as Dalton's 30 wins in that time frame ranked tied for fifth-most among NFL quarterbacks. Dalton's 80 passing touchdowns ranked third-most in NFL history for a quarterback in his first three seasons, trailing only Dan Marino (98) and Peyton Manning (85).

Prior to joining the Bengals, Gruden served two years with the Florida Tuskers of the United Football League from 2009-10. In 2009, Gruden served as offensive coordinator as the Tuskers compiled a 6-0 regular season record and earned a UFL championship game berth. In 2010, he assumed the roles of head coach and general manager and led the Tuskers to their second consecutive championship game appearance.

Gruden coached for seven seasons [2002-08] with the Tampa Bay Buccaneers, earning a Super Bowl championship ring as an offensive assistant in 2002. There he worked under his brother, Jon [then the Bucs' head coach], and current Redskins President Bruce Allen [the Bucs' general manager from 2004-08]. Gruden helped guide the Buccaneers to the team's first championship, a 48-21 victory in Super Bowl XXXVII.

Gruden also ranks among the most outstanding players and coaches in the history of the Arena Football League, having won six combined league championships — four as a quarterback and two as a head coach. Gruden played quarterback [2002-03] and served as head coach [2004-08] of the AFL's Orlando Predators while simultaneously working as an offensive assistant with the Buccaneers. In all, Gruden served as head coach of the Predators for nine seasons [1998-2001 and 2004-08], leading the Predators to four championship game appearances and two league titles as a coach. During a two-year hiatus from coaching the Predators in 2002-03, he returned to the playing field as Orlando's quarterback, leading the Predators to playoff appearances in both seasons.

In his eight seasons as a player in the AFL, Gruden completed 1,673-of-2,775 passes (60.3 percent) for 21,578 yards with 398 touchdowns and 99 interceptions. In addition to his time with Orlando, he spent six seasons [1991-96] at quarterback for the Tampa Bay Storm, winning four AFL titles and being named MVP of ArenaBowl VII in 1993. He was also named the 1992 AFL Most Valuable Player and was honored with induction into the AFL Hall of Fame in 1999.

Gruden played quarterback for four seasons for former Redskins draft pick Howard Schnellenberger at the University of Louisville [1985-88] and was a two-time team MVP.

Gruden was born March 4, 1967, in Tiffin, Ohio. He and his wife, Sherry, have three sons — J.J., Joey and Jack — and a grandson, Trey.

JAY GRUDEN

THE GRUDEN FILE

GRUDEN FOOTBALL HISTORY

1985-88	Quarterback	University of Louisville
1989	Student Assistant	University of Louisville
1990	Quarterback	Barcelona Dragons (WLAFL)
1990	Quarterback	Sacramento Surge (WLAFL)
1990-91	Graduate Assistant	University of Louisville
1991-96	Quarterback	Tampa Bay Storm (AFL)
1997	Offensive Coordinator	Nashville Kats (AFL)
1998-2001	Head Coach	Orlando Predators (AFL)
2002-08*	Offensive Assistant	Tampa Bay Buccaneers
2002-03*	Quarterback	Orlando Predators
2004-08*	Head Coach	Orlando Predators
2009	Offensive Coordinator	Florida Tuskers (UFL)
2010	Head Coach	Florida Tuskers
2011-13	Offensive Coordinator	Cincinnati Bengals
2014-Pres.	Head Coach	Washington Redskins

*Held jobs concurrently

GRUDEN BY THE NUMBERS

- 21,578:** Career passing yards in the AFL
- 6,545:** Team yardage record set by Gruden's 2016 offense,
- 1999:** Year of induction into the AFL Hall of Fame
- 398:** Career AFL passing touchdowns
- 28:** Career NFL head coaching wins for Gruden entering 2018, fifth-most in Redskins history
- 15:** Redskins division titles, including one by Gruden's 2015 squad
- 13:** Combined years as a QB in the NCAA, WLAFL and AFL
- 6:** ArenaBowl championships (four as a player, two as a coach)
- 6:** Number of coaches, including Gruden, to lead the Redskins to the playoffs within two years of taking the job
- 4:** Ranking n the AFL's 25 Greatest Players list in 2012
- 3:** Team record for 500-yard games, set by the 2016 Redskins

REDSKINS COACHING HISTORY

The Washington Redskins have had 28 different head coaches preside over 29 head coaching tenures in team history.

1. Lud Wray1932
2. Lone Star Dietz1933-34
3. Eddie Casey1935
4. **Ray Flaherty****1936-42**
5. Arthur "Dutch" Bergman1943
6. Dudley DeGroot1944-45
7. **A.G. "Turk" Edwards****1946-48**
8. John Wheelchel1949
9. Herman Ball1949-51
10. Dick Todd1951 (Interim)
11. **Earl "Curly" Lambeau****1952-53**
12. Joe Kuharich1954-58
13. Mike Nixon1959-60
14. Bill McPeak1961-65
15. **Otto Graham****1966-68**
16. **Vince Lombardi****1969**
17. Bill Austin1970
18. **George Allen****1971-77**
19. Jack Pardee1978-80
20. **Joe Gibbs******1981-92**
21. Richie Petitbon1993
22. Norv Turner1994-2000
23. Terry Robiskie2000 (Interim)
24. Marty Schottenheimer2001
25. Steve Spurrier2002-03
26. **Joe Gibbs******2004-07**
27. Jim Zorn2008-09
28. Mike Shanahan2010-13
29. **Jay Gruden****2014-Present**

Pro Football Hall of Famers **bolded and italicized**.

** Considered both the 20th and 26th head coach in franchise history

ARENA FOOTBALL LEAGUE HALL OF FAMER - CAREER STATS

Year	Team	PASSING							RUSHING		
		Comp	Att	Pct	Yds	Rating	TD	Int	Att	Yds	TD
1991	Tampa Bay Storm	127	199	63.8	1504	96.4	26	11	17	55	2
1992	Tampa Bay Storm	188	305	61.6	2568	107.6	50	15	13	37	0
1993	Tampa Bay Storm	187	312	59.9	2526	99.9	41	14	15	15	1
1994	Tampa Bay Storm	206	368	56.0	2622	98.1	49	12	9	32	2
1995	Tampa Bay Storm	198	352	56.3	2787	100.2	45	11	20	7	0
1996	Tampa Bay Storm	274	443	61.9	3616	114.0	70	14	8	-14	0
2002	Orlando Predators	310	501	61.9	3621	101.1	68	20	7	-4	0
2003	Orlando Predators	183	295	62.0	2334	123.5	49	2	3	2	0
TOTAL		1673	2775	60.3	21578	105.7	398	99	92	130	5

HONORS: Most Valuable Player (1992), First-Team All-Arena (1992), All-Star Game (1993), First-Team All-Arena (1995), 10th Anniversary Team (1996), AFL Hall of Fame Inductee (1999), All-ArenaBowl Team (1999), Second-Team 15th Anniversary Team (2001), 20 Greatest Players - No. 4 (2006), 25 Greatest Players - No. 4 (2012)

ARENA BOWL APPEARANCES: ArenaBowl V Champion (Quarterback, Tampa Bay Storm, 1991), ArenaBowl VII Champion* (Quarterback, Tampa Bay Storm, 1993), ArenaBowl IX Champion (Quarterback, Tampa Bay Storm, 1995), ArenaBowl X Champion (Quarterback, Tampa Bay Storm, 1996), ArenaBowl XII Champion (Head Coach, Orlando Predators, 1998), ArenaBowl XIII Runner-up (Head Coach, Orlando Predators, 1999), ArenaBowl XIV Champion (Head Coach, Orlando Predators, 2000), ArenaBowl XX Runner-up (Head Coach, Orlando Predators, 2006)

* Named ArenaBowl VII Most Valuable Player

AFL COACHING RECORD: 93-61 (.604)

STAFF BIOS



BILL CALLAHAN
ASST. HC/OFFENSIVE LINE

20TH NFL SEASON
4TH WITH REDSKINS

1975-77	Quarterback	Benedictine (Ill.)
1978	Assistant Coach	Oak Lawn H.S. (Ill.)
1979	Assistant Coach	De La Salle H.S. (Ill.)
1980-81	Associate Coach	Illinois
1982-83	Special Teams/TE Coach	Illinois
1984-85	Offensive Line Coach	Illinois
1986	Quarterbacks Coach	Illinois
1987-88	Offensive Line Coach	Northern Arizona
1989	Offensive Coordinator	Southern Illinois
1990-94	Offensive Line Coach	Wisconsin
1995-97	Offensive Line Coach	Philadelphia Eagles
1998	Off. Coordinator/TE Coach	Oakland Raiders
1999-2001	Off. Coordinator/OL Coach	Oakland Raiders
2002-03	Head Coach	Oakland Raiders
2004-07	Head Coach	Nebraska
2008-11	Asst. Head Coach/OL Coach	New York Jets
2012-14	Off. Coordinator/OL Coach	Dallas Cowboys
2015-16	Offensive Line Coach	Washington Redskins
2017	Asst. Head Coach/OL Coach	Washington Redskins

Bill Callahan enters his fourth season with the Redskins in 2018 after initially joining the organization as the team's offensive line coach on January 15, 2015. The team added Assistant Head Coach to his title prior to the 2017 season.

Callahan is entering his 20th NFL season in 2017 as part of a career that includes head coaching stints at both the pro and collegiate levels as well as the 2002 AFC Championship with the Oakland Raiders. Entering 2018, Callahan has been a member of an offensive staff that finished in the Top 5 in the NFL in rushing or passing 11 times, including a No. 1 overall finish in rushing twice (2000, 2009) and passing once (2002). Callahan has had 12 offensive linemen combine for 27 Pro Bowl selections during his career and has guided his units in 19 career postseason contests at the NFL level.

In 2017, Callahan's tutelage was paramount in helping the offense overcome a season-long rash of injuries and still average nearly 325 yards per game. The Redskins used a total of 36 unique groups of offensive linemen (including seven different combinations of six-lineman groupings), as well as eight different starting lineups along the offensive line. In total, Callahan coached 28 different offensive linemen during the 2017 calendar year, including players on the offseason roster and on the practice squad. Among the newcomers Callahan developed were rookies Chase Roullier and Tyler Catalina, the former of whom blossomed from a sixth-round pick into a seven-game starter at center and the latter of whom performed at multiple positions after making the team as a college free agent.

Members of Callahan's 2017 unit were once again honored for their excellence, as guard Brandon Scherff earned his second Pro Bowl selection and tackle Trent Williams earned his sixth consecutive Pro Bowl nod despite battling a year-long knee injury. Together, Scherff and Williams became the first Redskins offensive line duo collectively named to the Pro Bowl in consecutive seasons since the duo of Russ Grimm and Joe Jacoby earned four straight selections following the 1983-86 seasons.

In the team's first two seasons under Callahan from 2015-16, the Redskins allowed 50 total sacks after allowing 58 sacks in the 2014 season alone. In 2016, powered in part by Callahan's offensive line, the Redskins set single-season team records in yards per game (403.4), yards per

play (6.40), net passing yards (4,758), completions (407), passing first downs (226) and 500-yard games (three). The blocking and protection afforded by the unit allowed eight different Redskins players to finish the season with at least 500 yards from scrimmage, tying the 2011 New Orleans Saints for the most in a single season in NFL history.

The Redskins allowed 23 sacks in 2016, fourth-fewest in the NFL and tied for the seventh-fewest in team history since the league adopted sacks as an official statistic in 1982. The 2016 season also resulted in the fifth consecutive Pro Bowl selection for tackle Trent Williams and the first career Pro Bowl nod for guard Brandon Scherff. The dual selections marked the first time the Redskins had multiple offensive linemen selected to the Pro Bowl in the same season since 1991 (tackle Jim Lachey and guard Mark Schlereth).

In his first year in Washington in the team's NFC East title-winning campaign in 2015, Callahan was frequently credited for the largest year-over-year decline in sacks allowed in team history. A year after allowing 58 sacks in 2014, the Redskins held opponents to 27 sacks in Callahan's first year in 2015. The 31-sack turnaround was the largest in team history since the NFL began recognizing sacks as an official statistic in 1982, surpassing the 30-sack decrease between the 1998-99 seasons. The performance of the line as a unit helped garner Pro Bowl honors for Williams and PFWA All-Rookie honors for Scherff.

Prior to joining the Redskins, Callahan served as offensive coordinator/offensive line coach for the Dallas Cowboys from 2012-14 and helped guide the franchise to its first NFC East title since 2009 in his final season. In 2014, the Cowboys finished second in the NFL in rushing (1471) with running back DeMarco Murray leading the league in rushing and setting a Dallas franchise record with 1,845 yards. Callahan had two offensive linemen named to The Associated Press' 2014 All-Pro team (tackle Tyron Smith and guard Zack Martin) and had another (center Travis Frederick) selected with Smith and Martin to the Pro Bowl.

Callahan served as assistant head coach/offensive line coach of the New York Jets from 2008-11. During his four-year tenure with the Jets, the offense ranked second in the NFL in rushing yards per game (137.9) across those four seasons and appeared in two consecutive AFC Championship games (2009-10). In his four seasons, Callahan coached three offensive linemen to nine Pro Bowl appearances (Nick Mangold, 4; D'Brickashaw Ferguson, 3; and Alan Faneca, 2) and helped Mangold earn AP All-Pro honors in the 2009-10 seasons.

Prior to his time in New York, Callahan served as head coach at the University of Nebraska from 2004-07, leading the Cornhuskers to a Big 12 Conference Championship Game appearance in 2006 and two bowl invitations in his four seasons.

Callahan spent six seasons with the Oakland Raiders from 1998-2003, serving as offensive coordinator for four years before becoming the 13th head coach in Raiders history from 2001-02. In 2002, Oakland's offense set a team record for total offense with an NFL-best 6,237 yards and led the NFL in passing yards (4,689) en route to an appearance in Super Bowl XXXVII. He became the fourth rookie head coach in NFL history to earn a Super Bowl berth.

Before joining the Raiders, Callahan coached the offensive line for the Philadelphia Eagles from 1995-97. His unit helped the Eagles rank second in the NFC in passing, fifth in rushing and third in total offense in 1997. Prior to joining the Eagles, Callahan accrued 15 seasons of coaching experience in various capacities at Illinois (1980-86), Northern Arizona (1987-88), Southern Illinois (1989) and Wisconsin (1990-94).

Callahan started at quarterback for three seasons (1975-77) at Illinois Benedictine (Iisle, Ill.) where he earned honorable-mention All-America honors in 1976 and 1977 and

STAFF BIOS

graduated with a bachelor's degree in physical education in 1978. In 2004, he was inducted into the Benedictine University Athletics Hall of Fame.

Callahan was born in Chicago, where he attended Mendel Catholic H.S. He and his wife, Valerie, have four children: daughters Cathryn and Jaclyn, and sons Brian and Daniel. His son, Brian, now serves as the quarterbacks coach for the Oakland Raiders.



MATT CAVANAUGH
OFFENSIVE COORDINATOR

35TH NFL SEASON
4TH WITH REDSKINS

1974-77	Quarterback	Pittsburgh
1978-82	Quarterback	New England Patriots
1983-85	Quarterback	San Francisco 49ers
1986-89	Quarterback	Philadelphia Eagles
1990-91	Quarterback	New York Giants
1993	Tight Ends Coach	Pittsburgh
1994-95	Quarterbacks Coach	Phoenix Cardinals
1996	Quarterbacks Coach	San Francisco 49ers
1997-98	Offensive Coordinator	Chicago Bears
1999-2004	Offensive Coordinator	Baltimore Ravens
2005-08	Off. Coordinator/QB Coach	Pittsburgh
2009-12	Quarterbacks Coach	New York Jets
2013-14	Quarterbacks Coach	Chicago Bears
2015-16	Quarterbacks Coach	Washington Redskins
2017-Pres.	Offensive Coordinator	Washington Redskins

Matt Cavanaugh enters his fourth season with the Redskins and his second as the team's offensive coordinator in 2018 after initially joining the organization as quarterbacks coach on January 28, 2015.

Cavanaugh boasts 25 seasons of previous coaching experience across the professional and collegiate levels. His NFL background also includes 14 combined seasons as a quarterback for the New England Patriots, San Francisco 49ers, Philadelphia Eagles and New York Giants from 1978-91.

Under Cavanaugh's guidance, Redskins quarterback Kirk Cousins posted the first stretch of three consecutive 4,000-yard seasons in team history in 2015-17 and became the first quarterback in NFL history to record at least 4,000 passing yards and four rushing touchdowns in three consecutive seasons.

In his first season as Washington's offensive coordinator in 2017, Cavanaugh helped the offense average nearly 325 yards per game despite enduring a rash of injuries that significantly impacted the offensive line and a number of key playmakers. The Redskins used 32 different players on offense, including eight different running backs (tied with Arizona for the most in the NFL) and 36 unique groups of offensive linemen (including seven different combinations of six-lineman groupings). The game plans and play-calling scripts devised by Cavanaugh and the coaching staff helped the Redskins score points on their opening possession nine times in 2017, the most opening-drive scores by the Redskins in a single season in records dating back to 1999.

In 2016, Cavanaugh's tutelage of Cousins was critical to a record-setting season for both the team as a whole and for the then-fifth-year quarterback. The Redskins set single-season team records in yards per game (403.4), yards per play (6.40), net passing yards (4,758), completions (407), passing first downs (226) and 500-yard games (three). Meanwhile, Cousins finished the year with single-season team records in attempts (606), completions (406) and passing yards (4,917) and matched his team re-

cord for 300-yard passing games (seven). Cousins' 4,917 passing yards ranked third in the NFL in 2016 and were the 15th-most in a season in NFL history.

Cavanaugh made an immediate impact in his first season in Washington in 2015, helping guide Cousins to single-season team records in attempts (543), completions (379), passing yards (4,166) and 300-yard passing games (seven) despite not being named the starter until midway through the preseason. Cavanaugh's coaching helped Cousins post an interception percentage of 2.0, the second-lowest by a Redskins quarterback with at least 400 attempts in a season all-time. After the season, quarterback Colt McCoy called Cavanaugh the team's "MVP" for his work with Cousins in 2015.

Prior to joining the Redskins, Cavanaugh served as quarterbacks coach of the Chicago Bears from 2013-14. In 2013, under Cavanaugh's tutelage, the Bears' quarterbacks re-wrote the franchise single-season record books setting team records in passer rating (96.9), passing yards (4,450), passing touchdowns (32) and completion percentage (64.4). It was his second stint in Chicago after having served as the team's offensive coordinator from 1997-98.

Cavanaugh spent four seasons working with quarterbacks for the New York Jets from 2009-12. During those four seasons, the Jets made two AFC Championship game appearances.

Cavanaugh joined the Jets after four seasons as the offensive coordinator and quarterbacks coach at his alma mater, the University of Pittsburgh, from 2005-08. It was his second stint at Pitt after making his coaching debut in 1993 working with the Panthers' tight ends. As offensive coordinator, Cavanaugh helped tutor future NFL running backs LeSean McCoy and LaRod Stephens-Howling.

Cavanaugh served as the Baltimore Ravens' offensive coordinator from 1999-2004, a tenure that included the franchise's 34-7 Super Bowl XXXV victory in 2000. During that season, the Ravens ground game churned out a franchise-record 2,199 yards, fifth most in the NFL.

Prior to his first tenure in Chicago from 1997-98, Cavanaugh served as quarterbacks coach for the San Francisco 49ers in 1996, helping Steve Young lead the NFL in passer rating (97.2) and completion percentage (67.7). He got his first taste of NFL coaching in 1994, working as the quarterbacks coach of the Arizona Cardinals, a position he held for two years.

Cavanaugh won two Super Bowl titles as a backup quarterback with the New York Giants (Super Bowl XXV) and the 49ers (Super Bowl XIX). He was a second-round selection (50th overall) of the Patriots in 1978 NFL Draft, spending five seasons with New England (1978-82) before stints with the 49ers (1983-85), Eagles (1986-89) and Giants (1990-91). He appeared in 112 career contests with 19 starts, completing 305-of-579 passes for 4,332 yards and 28 touchdowns.

As a collegiate quarterback, Cavanaugh guided Pitt to the 1976 National Championship and was named the Sugar Bowl MVP after a 27-3 victory over Georgia. He earned All-America honors as a senior in 1977. Cavanaugh earned his bachelor's degree from Pitt in administration of justice.

A native of Youngstown, Ohio, Cavanaugh attended Chaney H.S. He is married to his wife, Maria, and has three children: Amy, Andrew and Mollie.

STAFF BIOS



BEN KOTWICA
SPECIAL TEAMS COORDINATOR

12TH NFL SEASON
5TH WITH REDSKINS

1993-96	Linebacker	U.S. Military Academy
2005-06	Defensive Coordinator	USMA Prep School
2007-08	Quality Control - Def/ST	New York Jets
2009-12	Asst. Special Teams Coach	New York Jets
2013	Special Teams Coordinator	New York Jets
2014-Pres.	Special Teams Coordinator	Washington Redskins

Ben Kotwica enters his fifth season as the Redskins' special teams coordinator in 2018 after originally being named to the position on January 15, 2014.

Kotwica, now entering his 12th NFL season, spent the first seven years of his NFL career in various coaching capacities with the New York Jets. Before assuming the role of coordinator for the Jets in 2013, Kotwica assisted with the Jets' special teams in multiple roles across the 2007-12 seasons.

In 2017, Kotwica helped the Redskins rank second in the NFL in kickoff return average allowed at 18.7 yards per return, the team's lowest average allowed since 2001 (17.2). The performance guided the Redskins to their eighth Top 5 finish in the NFL (2006-11, 2015, 2017) in kickoff coverage in a 12-year span. Kotwica's unit accomplished the feat despite being forced by injury-related attrition to use 66 different players on special teams, the franchise's most in a season in participation data records dating back to 1993.

Kotwica oversaw a historic campaign in 2016, as kicker Dustin Hopkins converted 34-of-42 on field goal attempts, breaking the team record of 33 field goals set by Mark Moseley during the 1983 season. Hopkins tied a single-game team record and was named NFC Special Teams Player of the Week with a 5-for-5 effort in a Week 3 win against the New York Giants.

Two weeks later, Kotwica's unit produced another NFC Special Teams Player of the Week at Baltimore, as returner Jamison Crowder scored on an 85-yard punt return for a touchdown, the Redskins' first since Oct. 26, 2008, a 124-game drought. The dual honors marked the first time two different members of the Redskins earned NFC Special Teams Player of the Week honors in the same season since returner Santana Moss and punter Ryan Plackemeier each earned awards in Weeks 8 and 16 of the 2008 season, respectively.

In 2015, Kotwica deftly commanded a unit that used 60 different players in a special teams capacity during the Redskins' 9-7 division-winning campaign. The Redskins allowed only 20.1 yards per kickoff return, the fourth-best average in the NFL. Kotwica's game planning also helped the Redskins recover their first inside kick since 2007, as the Redskins successfully executed a surprise inside kick in the team's record-setting 24-point comeback win against Tampa Bay.

Kotwica's 2015 unit was directly responsible for three touchdowns, including a team-record-tying two kickoff return touchdowns and a blocked punt recovery for a touchdown. Kotwica and the Redskins also signed kicker Dustin Hopkins in Week 2, and the first-year kicker converted 25-of-28 field goal attempts and posted the third-best field goal percentage in team history (89.3), trailing only Mark Moseley (95.2 in 1982) and Kai Forbath (94.4 in 2012).

In his first season in Washington in 2014, Kotwica's tutelage and eye for talent helped first-year punter Tress Way (47.5 yards per punt) become the first member of the

Redskins to lead the NFL in punting for a season since Sam Baker in 1958. Way's average ranked fourth in team history, a feat he accomplished in a season in which he was given 10 days to earn the punting job after being claimed off waivers late in the preseason. Kotwica also helped kicker Kai Forbath successfully convert 24-of-27 field goals (88.9 percent) in 2014.

Prior to Kotwica's arrival in Washington, the Jets accounted for 10 combined kick and punt return touchdowns during his time as an assistant in New York, tied for most in the AFC and tied for second-most in the NFL. The Jets averaged a league-best 24.6 yards per kick return in those six seasons and had a kick returner finish in the Top 5 in the NFL in kick return average four times (Joe McKnight, 2011 and 2012; Brad Smith, 2010; and Leon Washington, 2007). Kotwica helped Leon Washington earn his first career Pro Bowl berth as a kick returner following the 2008 season.

In addition to his football career, Kotwica's background includes his time as a decorated officer who spent eight years in the United States Army after graduating from the United States Military Academy at West Point. His military career included operations in Bosnia-Herzegovina, Korea and Iraq.

Kotwica was commissioned as a 2nd Lieutenant in the Aviation Branch of the Army and was selected to fly the AH-64 Apache Longbow, the world's best attack helicopter. He was an Attack Helicopter Platoon Leader in support of the 82nd Airborne Division from 1998-2001, where he was responsible for the health and welfare of 20 soldiers.

In 2000, Kotwica deployed to Bosnia-Herzegovina for eight months before returning to the states to attend the Aviation Captain Career course. He completed the course in the top 10 percent of his class. Two years later, he returned overseas to Camp Page, Korea where he served as a Military Intelligence Officer for six months. In early 2003, he was selected to serve as the Battalion Executive Officer for a unit comprised of more than 300 soldiers, 24 attack helicopters and more than \$400 million worth of equipment.

In January 2004, he briefly returned to Fort Hood, Texas, to serve as the Training Officer for the 1st Cavalry Division. Two months later, he deployed in support of Operation Iraqi Freedom II, serving as a Combat Attack Helicopter Commander and flying more than 1,000 combat hours in support of five maneuver brigades within the 1st Cavalry Division. His missions included convoy security operations; VIP escorts for former President George W. Bush, former Secretary of Defense Donald Rumsfeld and former Secretary of State Condoleezza Rice; and search and destroy missions to suppress insurgent activities.

During his service, Kotwica was awarded with the Army Achievement Medal, the Army Commendation Medal, the Meritorious Service Medal and the Bronze Star.

Kotwica played at Army from 1993-96 and was a three-year starter at linebacker. He was the captain of the only 10-win team in Army history, leading the Black Knights to a 10-2 record and the program's most recent Commander-in-Chief's Trophy in 1996.

Kotwica and his wife, Christina, have four children: daughters, Analysa and Arianna, and sons, Christian and Brayden.



GREG MANUSKY
DEFENSIVE COORDINATOR

30TH NFL SEASON
7TH WITH REDSKINS

1984-87	Linebacker	Colgate
1988-90	Linebacker	Washington Redskins
1991-93	Linebacker	Minnesota Vikings
1994-99	Linebacker	Kansas City Chiefs
2000	Training Camp Coach	Tampa Bay Buccaneers
2001	Linebackers Coach	Washington Redskins
2002-06	Linebackers Coach	San Diego Chargers
2007-10	Defensive Coordinator	San Francisco 49ers
2011	Defensive Coordinator	San Diego Chargers
2012-15	Defensive Coordinator	Indianapolis Colts
2016	Outside Linebackers Coach	Washington Redskins
2017-Pres.	Defensive Coordinator	Washington Redskins

Greg Manuskus is entering his seventh combined season as a player or coach with the Redskins in 2018 after returning to the organization as the team's outside linebackers coach on January 22, 2016. He was named the team's defensive coordinator on January 23, 2017.

Manuskus returned to the Redskins in 2016 with 27 previous combined seasons of NFL experience, including 15 as a coach and 12 as a player. He entered the coaching ranks full-time with the Redskins in 2001 as the team's linebackers coach. During his 17 seasons as an NFL coach entering 2018, 12 different players have earned a total of 19 Pro Bowl selections under his tutelage.

In his first season as Washington's defensive coordinator in 2017, Manuskus's defense produced the team's strongest season against the pass in nearly a decade. The unit ranked third in the NFL in completion percentage allowed (57.6 percent), the team's best ranking since leading the NFL in the category in 2005 (54.4), while finishing ninth in passing yards allowed per game (213.8, the team's lowest since 2009) and 10th in opponent passer rating (81.0, lowest since 2008). The group also posted 42 sacks, the franchise's most since 2000, led by linebacker Ryan Kerrigan, who earned his third Pro Bowl selection after leading Washington with 13.0 sacks.

The list of key contributors to the unit's performance under Manuskus in 2017 spanned all positions and experience levels. Unrestricted free agent addition Zach Brown led the NFL in tackles through 15 weeks before missing the final three games of the season. Fellow free agent signing D.J. Swearinger earned immediate captaincy status before ever playing a snap for Washington and recorded a career-high four interceptions, tying for the team lead with cornerback Kendall Fuller, who emerged as one of the league's top slot corners in his second NFL season. Second-year defensive lineman Matt Ioannidis made a similar second-year jump, posting 4.5 sacks, while first-round pick Jonathan Allen was impressive despite being limited by injury to only five contests.

As outside linebackers coach in 2016, Manuskus helped guide linebacker Ryan Kerrigan to his second career Pro Bowl selection. Kerrigan posted 11.0 sacks, becoming only the fifth player in team history to record multiple 10-sack seasons. Manuskus's contributions were also key to linebacker Trent Murphy's breakout campaign in 2016, a year in which the third-year pro recorded 9.0 sacks after totaling 6.0 across his first two NFL seasons in 2014-15. Manuskus's duo became the first pair to record at least nine sacks each in a single season for the Redskins since Andre Carter and

Brian Drakpo in 2009.

Prior to his second coaching stint in Washington, Manuskus served nine seasons as the defensive coordinator of the Indianapolis Colts (2012-15), San Diego Chargers (2011) and San Francisco 49ers (2007-10). The Colts won at least eight games in all four of Manuskus's seasons in Indianapolis, earning three postseason berths including an AFC Championship appearance in 2014. The Colts recorded 10 interception returns for touchdowns during Manuskus's four-year tenure, tied for second-most in the AFC and tied for fifth-most in the NFL in that time frame.

In 2014, Manuskus guided a defense that helped record the team's third straight 11-5 regular season record and second consecutive AFC South Division Championship. From Weeks 4 through 7, the Colts only allowed one third down conversion in four straight games, marking the longest such streak by an NFL team since 1970. Safety Mike Adams, cornerback Vontae Davis and inside linebacker D'Qwell Jackson comprised the three defensive players to earn their first career Pro Bowl selection during the year.

Manuskus spent the 2011 campaign as the defensive coordinator of the San Diego Chargers. Under his direction, the defense allowed an average of 224.4 net passing yards per game, and safety Eric Weddle tied for the NFL lead with seven interceptions and earned a trip to the 2012 Pro Bowl. Prior to joining the Chargers, Manuskus spent four seasons (2007-10) as defensive coordinator of the San Francisco 49ers. His 2009 unit did not allow a touchdown in five separate games while forcing an NFL-best 21 fumbles, allowing just 3.6 yards per rush and recording 44.0 sacks.

Manuskus's first tenure with the Chargers lasted four seasons (2002-06), during which time he served as the linebackers coach. In the 2006 campaign, San Diego linebackers accounted for 42.5 of the team's 61.0 regular season sacks. That season, linebacker Shawne Merriman tied the Chargers' franchise record with 17.0 sacks, becoming the first Charger to lead the league in sacks.

Manuskus started his coaching career in 2000, working as a volunteer linebackers and special teams coach with the Tampa Bay Buccaneers during training camp. He then joined the Redskins staff in 2001 as the team's linebackers coach, helping guide LaVar Arrington to his first career Pro Bowl selection.

Throughout his career, Manuskus has coached an impressive list of Pro Bowl players, including D'Qwell Jackson, Vontae Davis, Mike Adams and Robert Mathis with the Colts; Eric Weddle, Shawne Merriman, Junior Seau and Donnie Edwards with the Chargers; Justin Smith and Patrick Willis with the 49ers and LaVar Arrington with the Redskins.

Manuskus was a linebacker and special teams standout during his 12-year NFL playing career in Washington, Minnesota and Kansas City, recording a stretch in which he participated in 113 consecutive games. Manuskus earned All-Madden Team honors in 1991 and retired from the NFL in 2000.

A native of Wyoming, Pa., Manuskus attended Dallas (Pa.) H.S. before moving on to Colgate University, where he was a four-year letterman and an All-Colonial League selection. As a senior in 1987, Manuskus was named the Colonial League's Defensive Player of the Year. He graduated with degrees in education and geology.

Manuskus and his wife, Laurie, have two sons, Colton and Jake, and two daughters, Logan and Chandler. Logan is a collegiate volleyball player at College of Charleston.

STAFF BIOS



KEVIN O'CONNELL
PASSING GAME COORDINATOR

9TH NFL SEASON
2ND WITH REDSKINS

2004-07	Quarterback	San Diego State
2008	Quarterback	New England Patriots
2009	Quarterback	New England Patriots
		Detroit Lions
		New York Jets
2010	Quarterback	New York Jets
2011	Quarterback	New York Jets
		Miami Dolphins
2012	Quarterback	San Diego Chargers
2015	Quarterbacks Coach	Cleveland Browns
2016	Special Projects	San Francisco 49ers
2017	Quarterbacks Coach	Washington Redskins
2018	Passing Game Coord.	Washington Redskins

Kevin O'Connell enters his second season guiding the Redskins' quarterbacks in 2018 after joining the team on January 23, 2017. After spending one season as Quarterbacks Coach in 2017, he added the title of Passing Game Coordinator in the 2018 offseason.

In his first season in Washington in 2017, O'Connell helped quarterback Kirk Cousins complete 347-of-540 passes (64.3 percent) for 4,093 yards with 27 touchdowns and 13 interceptions for a passer rating of 93.9. Under O'Connell's guidance, Cousins recorded the fifth 4,000-yard passing season in team history and became the first player in team history and only the 11th player in NFL history to record a streak of at least three consecutive 4,000-yard passing seasons, joining Drew Brees, Peyton Manning, Matt Ryan, Matthew Stafford, Tom Brady, Philip Rivers, Dan Fouts, Trent Green, Eli Manning and Dan Marino.

O'Connell joined the Redskins after spending the 2016 season overseeing special projects for the San Francisco 49ers. A year earlier in 2015, O'Connell served as quarterbacks coach for the Cleveland Browns. There he worked with Josh McCown, who became the first player in Browns franchise history to throw for 300-or-more yards in three consecutive games, as he eclipsed the mark in each game from Week 3 to Week 5 that season. Under O'Connell, McCown also set a career high and Browns single-game record with 457 passing yards at Baltimore.

Originally a third-round pick (94th overall) by the New England Patriots in the 2008 NFL Draft, O'Connell spent time with the Patriots, Lions, Jets, Dolphins and Chargers during his five-year playing career (2008-12).

A four-year team captain at San Diego State (2004-07), O'Connell appeared in 40 games and finished his collegiate career ranked third in school history in completions (664), fourth in passing yards (7,689) and fifth in passing touchdowns (46). He also finished his career holding school records for career rushing yards by a quarterback (1,312), career rushing touchdowns by a quarterback (19) and single-season rushing touchdowns by a quarterback (11). In 2007, O'Connell became the first player in San Diego State history to lead the team in both passing (3,063) and rushing yards (408) in the same season. He earned his bachelor's degree in political science in 2007.

Born in Knoxville, Tenn., O'Connell attended La Costa Canyon H.S. in Carlsbad, Calif. He and his wife, Leah, have a son, Kaden, and a daughter, Quinn.



MALCOLM BLACKEN
DIRECTOR OF PLAYER DEVELOPMENT

21ST NFL SEASON
12TH WITH REDSKINS

Malcolm Blacken enters his sixth season as Director of Player Development in 2018 after being named to the position by the Redskins on March 13, 2013.

Blacken's hiring served to start his third stint with Washington after having previously served as a strength and conditioning coach for the Redskins on two occasions (1999-2000 and 2010). In his last season in Washington in 2010, Blacken was responsible for assisting with all aspects of the Redskins' strength and conditioning program.

In his current role, Blacken guides the development and education of Redskins players as it pertains to both their personal and professional lives. His guidance covers topics including but not limited to: financial education; healthy and unhealthy relationships; total wellness and mental health; league policies on substance abuse, performance enhancing drugs and personal conduct; social responsibility; social media; decision making; stress and time management; team history and tradition; and the expectations of being a player in the National Football League.

In addition, Blacken works hand-in-hand with the Washington Redskins Charitable Foundation and was a principal figure in instituting the team's Rookie Community Club, which annually takes the team's rookies and immediately integrates them into the Washington, D.C. area community through a series of service efforts. He also provides assistance with continuing education and offers guidance for players' academic pursuits.

From 2011-12, Blacken served as Director of Speed, Strength & Conditioning for the University of Colorado. He worked directly with the football program on a day-to-day basis while overseeing the speed, strength and conditioning needs of all 16 of Colorado's varsity programs.

In between his first two stints in Washington, Blacken spent nine years as the Detroit Lions' strength and conditioning coach from 2001-09. Blacken was an assistant strength coach for the University of Virginia's football program in 1995 and worked with all other sports in the Cavaliers' athletic department as well. For three years (1992-94), Blacken served as the head strength and conditioning coach for George Mason University, where he oversaw the program for all of the university's varsity sports.

Blacken began his coaching career at the University of South Carolina in 1990-91 as the football program's assistant strength and conditioning coach.

Blacken graduated from Virginia Tech in 1989 with bachelor's degrees in art and physical education. He was a Hokies running back from 1984-88 and was a four-time letter winner. While at Virginia Tech, Blacken was a two-time winner of the Super Iron Hokie Award (1987-88), which is given yearly to the football program's strongest player at each position.

Off the field, Blacken is an accomplished artist whose paintings have been displayed across the country. Recently he participated in the 2016 NFLPA Smocks and Jocks art auction in Houston for Super Bowl LI, with proceeds donated to the retired players fund. More about Blacken's art can be accessed by visiting ArtByMalcolm.com.

Blacken currently resides in Ashburn, Va., with his wife, Marcy. The couple has two children, Maya (19) and Bo (17).

STAFF BIOS



CHAD ENGLEHART HEAD STRENGTH & CONDITIONING

9TH NFL SEASON
9TH WITH REDSKINS

2006	Head Strength & Conditioning	Univ. of New Orleans
2007	Head Strength & Conditioning	HS2 Ath. Performance (La.)
2008	Strength & Conditioning Dir.	Xcel Sports Performance (La.)
2009	Head Strength & Conditioning	Florida Tuskers (UFL)
2010-16	Asst. Strength & Conditioning	Washington Redskins
2017-Pres.	Head Strength & Conditioning	Washington Redskins

Chad Englehart is entering his ninth season with the Redskins and his second as the team's head strength and conditioning coach in 2018 after being promoted to the role during the 2017 offseason. He initially joined the team as an assistant strength and conditioning coach on February 26, 2010.

Prior to joining the Redskins, Englehart served as the head strength and conditioning coach with the Florida Tuskers of the United Football League in 2009. During that time, he worked with Redskins Head Coach Jay Gruden, who served as the Tuskers' offensive coordinator that season. The Tuskers finished with a perfect 6-0 regular season record before losing in the UFL's inaugural championship game.

In 2008, Englehart served as director of strength and conditioning at Xcel Sports Performance in Louisiana. Before that, he was head strength and conditioning coach in 2007 at HS2 Athletic Performance in Mandeville, La., and at the University of New Orleans in 2006.

Englehart holds a Master's degree in human movement with a concentration in corrective exercise from A.T. Still University. He also holds a bachelor's degree in kinesiology with a concentration in exercise science from Southeastern Louisiana University. He is a certified strength and conditioning specialist with the National Strength and Condition Association and is a Performance Enhancement Specialist and Corrective Exercise Specialist with the National Academy of Sports Medicine (NASM). Englehart also holds certifications with USA Weightlifting and USA Track and Field, Functional Movement Screen and TRX Suspension Training certifications as well as a Fitness Nutrition Specialist certification from the NASM and a 3DMAPS (3D Movement Analysis and Performance System) certification from Gray Institute.

Englehart and his wife, Lyndsey, have two daughters, Blair and Elise.



TORRIAN GRAY DEFENSIVE BACKS

7TH NFL SEASON
2ND WITH REDSKINS

1992-96	Defensive Back	Virginia Tech
1997-99	Defensive Back	Minnesota Vikings
2000-01	Defensive Backs Coach	Maine
2002-03	Defensive Backs Coach	Connecticut
2004-05	Asst. Defensive Backs	Chicago Bears
2006-12	Defensive Secondary	Virginia Tech
2013-15	Def. Secondary/Pass. Game Coord.	Virginia Tech
2016	Defensive Backs Coach	Florida
2017-Pres.	Defensive Backs Coach	Washington Redskins

Torrian Gray is entering his seventh NFL season and his fourth in a coaching capacity after joining the Redskins as the team's defensive backs coach on February 8, 2017.

Gray joined the Redskins in 2017 with 18 previous years of coaching experience overseeing defensive backfields. He helped develop a number of NFL defensive backs at the collegiate level, including cornerback Brandon Flowers, safety Kam Chancellor and cornerback Kyle Fuller, among others. He also oversaw the development of two Redskins draft picks, defensive back Kysheo Jarrett (2015) and cornerback Kendall Fuller (2016).

In his first season in Washington in 2017, Gray's defensive backs helped produce the team's strongest season against the pass in nearly a decade. The unit ranked third in the NFL in completion percentage allowed (57.6 percent), the team's best ranking since leading the NFL in the category in 2005 (54.4), while finishing ninth in passing yards allowed per game (213.8, the team's lowest since 2009) and 10th in opponent passer rating (81.0, lowest since 2008).

Gray reunited with former pupil Kendall Fuller, who developed into one of the league's top slot cornerbacks and tied for the team lead with four interceptions. Gray also integrated unrestricted free agent safety D.J. Swearinger into the defense and helped install him as one of the unit's leaders, as Swearinger earned captaincy status before ever playing a snap for Washington and finished the season with a career-high four interceptions. Gray also helped develop rookie safety Montae Nicholson, who flashed his talent in an injury-truncated rookie campaign, and contributed to the success of cornerbacks Josh Norman, Bashaud Breeland and Quinton Dunbar.

In 2016, Gray served as the defensive backs coach at the University of Florida. Under Gray's guidance, cornerback Teez Tabor earned first-team All-SEC honors from both the Associated Press and the league's coaches while also garnering second-team All-American honors from numerous outlets. Gray also helped guide defensive back Quincy Wilson to second-team All-SEC honors.

Prior to his time at Florida, Gray spent 10 seasons coaching defensive backs at his alma mater, Virginia Tech. In his 10 seasons in Blacksburg, his unit allowed just 185.0 passing yards per game and a 106.5 opponent passer rating – both ranked second in the nation over that span. Opposing quarterbacks completed just 50.4 percent of their passes in those 10 seasons, the lowest percentage against any defense in the nation.

During Gray's tenure, a total of 11 Hokie defensive backs were selected in the NFL Draft, including Aaron Rouse (2007, Round 3), Brandon Flowers (2008, Round 2), Victor "Macho" Harris (2009, Round 5), Cody Grimm (2010, Round 7), Kam Chancellor (2010, Round 5), Roc Carmichael (2011, Round 4), Jayron Hosley (2012, Round 3), Antone Exum (2014, Round 6), Kyle Fuller (2014, Round 1), Kysheo Jarrett (2015, Round 6) and Kendall Fuller (2016, Round 3).

Before returning to Virginia Tech, Gray spent two seasons in the NFL as assistant defensive backs coach for the Chicago Bears from 2004-05. In 2005, Gray's unit helped the Bears rank fifth in the NFL in passing defense and finished tied for second in interceptions (24) as defensive backs Nathan Vasher and Mike Brown both earned Pro Bowl selections.

Gray began his coaching career at the University of Maine, serving as defensive backs coach for two seasons from 2000-01. He then spent the 2002-03 seasons as defensive backs coach at the University of Connecticut. During his time with the Huskies, he coached cornerback Justin Perkins, helping him to two all-conference selections and 12 career interceptions.

Following a standout career at Kathleen H.S. in Lakeland, Fla., Gray played collegiately at Virginia Tech and became a three-time all-conference selection. He helped lead the

STAFF BIOS

Hokies to a pair of conference titles and was drafted by the Minnesota Vikings in the second round (49th overall) of the 1997 NFL Draft. He spent three seasons with the Vikings before retiring with a career-ending knee injury in the spring of 2000.

A native of Lakeland, Fla., Gray was born March 18, 1974. He has two daughters, Tori and Lexi.



CHAD GRIMM
OUTSIDE LINEBACKERS

10TH NFL SEASON
4TH WITH REDSKINS

2003-06	Linebacker	Virginia Tech
2009-12	Offensive Quality Control	Arizona Cardinals
2013-14	Defensive Quality Control	San Diego Chargers
2015-16	Defensive Quality Control	Washington Redskins
2017-Pres.	Outside Linebackers Coach	Washington Redskins

Chad Grimm enters his fourth season with the Redskins and his second as the team's outside linebackers coach in 2018 after initially joining the team in a defensive quality control role on January 29, 2015.

In his first season as outside linebacker coach in 2017, Grimm oversaw another stellar campaign by Ryan Kerrigan, who posted 13.0 sacks en route to his third Pro Bowl selection and became the first member of the Redskins to post consecutive campaigns with double-digit sack totals since 1985-86, when both Charles Mann and Dexter Manley accomplished the feat. Meanwhile, Grimm's coaching was integral in a resurgent campaign by third-year linebacker Preston Smith, who matched his career high with 8.0 sacks, including a sack in each of the team's first four games.

Grimm spent his first two seasons in Washington in 2014-15 serving in a defensive quality control capacity while also assisting the team's outside linebackers. In 2015, Grimm helped Smith lead all NFL rookies with 8.0 sacks, and a year later, Grimm and Greg Manusky helped Kerrigan and Trent Murphy become the first pair to record at least nine sacks each in a single season for the Redskins since Andre Carter and Brian Orakpo in 2009.

Prior to joining the Redskins, Grimm spent two years in the same capacity with the San Diego Chargers. Grimm spent his first four NFL seasons with the Arizona Cardinals after entering the league in 2009 as an offensive quality control coach.

Grimm comes from a football pedigree. He is the son of Russ Grimm, a Pro Football Hall of Famer and three-time Super Bowl champion who stands as one of the most decorated players in Redskins history. Russ – a founding member of the franchise's famed "Hogs" – played 11 seasons in Washington from 1981-91 and served in various assistant roles for the team from 1992-2000. His brother, Cody, played at Virginia Tech, was a seventh-round draft pick by Tampa Bay in 2010 and played safety for the Buccaneers from 2010-12.

Grimm played collegiately as a linebacker and special teamer at Virginia Tech from 2003-06. The Fairfax native played both football and lacrosse at Oakton H.S. in Vienna, Va., helping the school reach the state finals in both sports for the first time in school history.



IKE HILLIARD
WIDE RECEIVERS

20TH NFL SEASON
6TH WITH REDSKINS

1994-96	Wide Receiver	Florida
1997-2004	Wide Receiver	New York Giants
2005-08	Wide Receiver	Tampa Bay Buccaneers
2009	Volunteer Coach	Florida Tuskers (UFL)
2010	Wide Receivers Coach	Florida Tuskers (UFL)
2011	Asst. Wide Receivers Coach	Miami Dolphins
2012	Wide Receivers Coach	Washington Redskins
2013	Wide Receivers Coach	Buffalo Bills
2014-Pres.	Wide Receivers Coach	Washington Redskins

Ike Hilliard is entering his sixth season as the Redskins' wide receivers coach in 2018 after returning for his second stint with the team on January 20, 2014.

Hilliard oversaw a young wide receiver corps in 2017 that helped quarterback Kirk Cousins become the first player in team history to record a third consecutive 4,000-yard passing season. Jamison Crowder led the Redskins in receptions (66) and receiving yards (789), and at age 24 on the final day of the calendar year, became the youngest player to lead the Redskins in receptions since Gary Clark (24) in 1986, according to records provided by Pro Football Reference. Meanwhile, second-year pro Josh Doctson, who had been limited by injury to only two games in his rookie campaign, led the Redskins with six receiving touchdowns, and fourth-year pro Ryan Grant recorded career highs in receptions (45), receiving yards (573) and receiving touchdowns (four).

Hilliard's group played a major role in the Redskins' record-setting offense in 2016, a unit that set single-season team records in yards per game (403.4), yards per play (6.40), net passing yards (4,758), completions (407), passing first downs (226) and 500-yard games (three). Veteran wideouts Pierre Garçon (1,041) and DeSean Jackson (1,005) both eclipsed the 1,000-yard mark on the season, representing the first time the Redskins featured multiple 1,000-yard receivers since 1999 (Albert Connell and Michael Westbrook). Meanwhile, in his second season, Crowder took another step as one of the league's most underrated slot receivers, leading the Redskins with seven touchdown receptions while contributing 847 receiving yards on 67 receptions.

During the Redskins' NFC East championship season in 2015, Hilliard coached a group that prominently featured two prolific veterans (Garçon and Jackson) and two young players in their first or second NFL seasons (Crowder and Ryan Grant, respectively). Garçon posted 72 receptions, the second-highest total of his career, while Jackson recorded 528 receiving yards and four touchdowns despite being limited by injury to nine games. Hilliard's guidance also helped Crowder to a Redskins-rookie-record 59 receptions in 2015.

In his return to Washington in 2014, Hilliard oversaw the incorporation of Jackson into the team's offense after joining the team as a free agent. Jackson led the Redskins with 1,169 receiving yards on 56 receptions, becoming the fifth member of the Redskins to post 1,000 receiving yards in his first season in Washington (Bobby Mitchell in 1962, Henry Ellard in 1994, Laveranues Coles in 2003 and Santana Moss in 2005). Jackson averaged an NFL-best 20.9 yards per reception and was the first member of the Redskins to finish a season as the NFL leader in yards per reception since Henry Ellard (19.5 in 1996).

Hilliard served as wide receivers coach for the Buffalo

STAFF BIOS

Bills in 2013, helping mold a young group that included rookie second-round pick Robert Woods (40 receptions for 587 yards with three touchdowns) and rookie third-round pick Marquise Goodwin (17 receptions for 283 yards with three touchdowns).

In his first stint with the Redskins in 2012, Hilliard guided the team's receivers to the franchise's first division title since 1999. He incorporated free agents Pierre Garçon and Joshua Morgan into the offense, helping Garçon lead the team in receiving yards (633 in only 10 games) and helping Morgan lead the Redskins in receptions (48). Hilliard also oversaw the resurgence of veteran slot receiver Santana Moss, who caught 41 passes for 573 yards and eight touchdowns, his most since recording nine receiving touchdowns in his first season in Washington in 2005. The group's toughness on the perimeter also helped the offense rush for a league-best 2,709 yards, a franchise record.

In 2011, Hilliard served as the assistant wide receivers coach for the Miami Dolphins. He helped in the development of wide receiver Brandon Marshall, who was selected for his third Pro Bowl and first as a member of the Dolphins. Additionally, Marshall finished third in the AFC in receiving yards with 1,214 and recorded his fifth-consecutive 1,000-plus yard season.

Prior to joining the Dolphins, Hilliard spent two seasons coaching for the Florida Tuskers of the United Football League. Hilliard worked as a volunteer coach with the Tuskers in 2009 and was elevated to the position of Receivers Coach for 2010 under current Redskins Head Coach Jay Gruden.

As a player, Hilliard was a first-round selection in the 1997 NFL Draft (No. 7 overall). He played 12 seasons, eight with the New York Giants (1997-2004) and four with the Tampa Bay Buccaneers (2005-08). In 161 career games (106 starts), Hilliard caught 546 passes for 6,397 yards and 35 touchdowns.

Hilliard played collegiately at the University of Florida from 1994-96, catching 126 passes for 2,214 yards and 26 touchdowns. He earned first-team All-SEC and All-American honors as a junior. In the final game that season, he recorded seven catches for 150 yards and three touchdowns to help lead the Gators to a 52-20 Sugar Bowl win to secure the school's first national championship.

Hilliard is a native of Patterson, La.



RANDY JORDAN RUNNING BACKS

15TH NFL SEASON
5TH WITH REDSKINS

1989-92	Running Back	North Carolina
1993	Running Back	Los Angeles Raiders
1995-97	Running Back	Jacksonville Jaguars
1998-2002	Running Back	Oakland Raiders
2003	Special Teams Assistant	Oakland Raiders
2004-07	Running Backs Coach	Nebraska
2008-11	Running Backs Coach	Texas A&M
2012-13	Running Backs Coach	North Carolina
2014-Pres.	Running Backs Coach	Washington Redskins

Randy Jordan enters his fifth season as the Redskins' running back coach in 2018 after initially being named to the position on January 26, 2014.

A nine-year NFL veteran as a player from 1993-2002, Jordan appeared in 122 career games with the Raiders and Jaguars. He was the recipient of the NFL Unsung Hero

Award and the Ed Block Courage Award in 2001 and served as special teams captain for the Raiders' AFC Championship team in 2002.

In 2017, Jordan oversaw a group that was ravaged by injury, as his coaching acumen was called upon to prepare eight different running backs for game action, tied with Arizona for the most in the NFL. The group was particularly efficient as receivers out of the backfield, accounting for 885 receiving yards, the fourth-most in the NFL (Saints, 1,254; Patriots, 957; Browns, 923) and the most by a group of Redskins running backs since 2000 (1,127).

Jordan also presided over a breakout 2017 campaign for Chris Thompson, who led the Redskins in both rushing and receiving yards prior to suffering a season-ending injury in Week 11. Thompson recorded only the sixth season in franchise history with at least 275 rushing yards and at least 500 receiving yards and was one of six NFL players to accomplish the feat in 2017 (Todd Gurley II, Le'Veon Bell, Alvin Kamara, Christian McCaffrey and Duke Johnson Jr.), though Thompson accomplished the feat in 10 games while the other five players all appeared in at least 15 contests.

Jordan's hard-nosed approach to the position was evident in the team's running backs in 2016, a year in which the Redskins gained 1,058 of their rushing yards after contact, second-most in the NFL. Jordan oversaw the development of rookie free agent Rob Kelley, who ascended to the starting role mid-year and finished the season as the team's leader in rushing attempts (168), rushing yards (704) and rushing touchdowns (six). Jordan also helped Chris Thompson become the first member of the Redskins to record at least 325 rushing yards and 325 receiving yards in a single season since Roy Helu Jr. in 2011, all while serving as a critical component in pass protection to the team's record-setting aerial attack despite standing 5-foot-8 and 195 pounds.

In 2015, Jordan oversaw a rotating stable of backs that included workhorse Alfred Morris (202 carries for 751 yards with one touchdown), third-round pick Matt Jones (144 carries for 490 yards with three touchdowns) and Thompson (gained 6.2 yards per carry on 35 attempts). The group also contributed heavily in pass protection, helping the Redskins decrease their sack total from 58 in 2014 to 27 in 2015.

In his first season in Washington in 2014, Jordan helped Morris earn his second consecutive Pro Bowl berth, making Morris the first Redskins running back selected to consecutive Pro Bowls since Stephen Davis in 1999-2000. Morris joined Davis as the only backs in team history to record three consecutive 1,000-yard rushing seasons. Jordan's work was also evident in the play of fullback Darrel Young, who matched his career highs in rushing touchdowns (three) and receiving touchdowns (two) en route to a career-high five total touchdowns in 2014.

Before joining the Redskins, Jordan spent two years as the running backs coach at his alma mater, North Carolina. In his first season with UNC in 2012, Jordan's Tar Heels averaged 193.8 rushing yards per game, third-most in the Atlantic Coast Conference and the program's highest average since 1994. That season, he tutored tailback Giovanni Bernard – who played for current Redskins Head Coach Jay Gruden in Cincinnati in 2013 – to one of the best seasons in UNC history, helping Bernard average 122.8 rushing yards per game, most in the ACC and 11th in the nation.

Jordan coached running backs at Texas A&M for four seasons from 2008-11. In 2011, the Aggies averaged 199.1 rushing yards per game, fourth-most in the Big 12 Conference, and had two different backs – Cyrus Gray and Christine Michael – finish among the top five in the conference in rushing yards per game.

Jordan left for AggieLand from the University of Nebraska where he served as the running backs coach for the Cornhuskers from 2004-07. Jordan helped shape the I-back position, coaching two 1,000-yard rushers in Cody Ross in

STAFF BIOS

2004 and Marlon Lucky in 2007. He oversaw a committee of backs in 2006 that produced nearly 2,400 rushing yards and 26 rushing touchdowns, as an improved effort on the ground helped NU move from 107th in 2005 to 23rd nationally in rushing offense in 2006.

Jordan began his coaching career with the Oakland Raiders as a special teams assistant midway through the 2003 season. He played nine years in the NFL as a running back, playing in 122 career games from 1993 through 2002. He began his career with the Los Angeles Raiders before joining the expansion Jacksonville Jaguars in 1995 and playing three seasons. Jordan holds the distinction of scoring the very first touchdown for the Jacksonville club, a 71-yard reception against Cincinnati in 1995.

After the 1997 season, Jordan rejoined the Raiders' organization where he played five more seasons. In 1998, Jordan rushed for 159 yards for the Raiders. He had a career-high 213 yards rushing and three touchdowns in helping the Raiders reach the AFC Championship Game in 2000. He also caught 27 passes for 299 yards and a touchdown that same season.

Jordan finished his career with 574 yards rushing and seven touchdowns, while making 58 catches for 596 yards and two touchdowns. Jordan was also a standout special teams player. He finished his career with 801 yards on 38 career kick returns, including a season best of 553 yards on 26 returns for Jacksonville in 1996. He also recorded 64 career tackles on special teams.

Jordan played for the University of North Carolina under coach Mack Brown from 1989-92. He earned three letters for the Tar Heels rushing for 1,134 yards and nine touchdowns in his career, including 618 yards and seven touchdowns in 1991.

Jordan earned his bachelor's degree in speech communication from North Carolina in 1993. He was born in Manson, N.C. Jordan and his wife, Romonda, have a daughter, Raven – a volleyball player at the University at Buffalo – and two sons, Jalen and Justin.



PAUL KELLY
DIRECTOR OF FOOTBALL
OPERATIONS

20TH NFL SEASON
9TH WITH REDSKINS

Paul Kelly enters his 20th NFL season and his ninth as the Redskins' Director of Football Operations in 2018. Kelly, who was named to the post on February 16, 2010, works directly with Head Coach Jay Gruden and is responsible for coordinating the team's daily operations, including all travel and accommodations for home and away games, managing all football department budgets, coordinating training camp logistics and managing the year-round football schedule.

Additionally, Kelly serves as the coaching staff's liaison on all matters relating to the athletic training, equipment, video and the public relations departments, serving as the point of communication in administering every Redskins practice and team function, including all mini-camps, OTA days and training camp.

Kelly previously spent five seasons with the Tampa Bay Buccaneers (2004-08) and six seasons with the Oakland Raiders (1998-2003). He spent the 2009 season assisting the broadcast team of ESPN's Monday Night Football.

In his five seasons with the Buccaneers, Kelly worked directly with Head Coach Jon Gruden in organizing football operations for the club and directed many of the day-to-day operations of the team. During Kelly's five seasons as a

member of the Buccaneers' staff, the Buccaneers captured NFC South titles in 2005 and 2007.

Kelly spent six seasons (1998-2003) as an assistant on the Oakland Raiders coaching staff, which included three consecutive Division Championships (2000, 2001 & 2002). In 2002, he helped Head Coach Bill Callahan guide Oakland to its first Super Bowl appearance in 19 years as the Raiders represented the AFC in Super Bowl XXXVII.

Kelly graduated with a bachelor's degree in business administration with an emphasis in new ventures and small business management from California State University Hayward in 1990. Prior to joining the Raiders, he owned and managed his own San Francisco Bay Area-based business-es.

Kelly and his wife, Catherine, have three children. His oldest son, Colin, is a lieutenant in the United States Army. His daughter, Lauren, is a student and women's soccer player at William & Mary. His youngest son, Hunter, is a student at George Mason and a batboy for the Washington Nationals.



KAVAN LATHAM
ASST. STRENGTH &
CONDITIONING

6TH NFL SEASON
3RD WITH REDSKINS

2007-10	Defensive Tackle	College of New Jersey
2011-12	Assistant Coach	College of New Jersey
2011	Strength & Conditioning Intern	Rutgers
2012	Strength & Conditioning Intern	St. Joseph's
2012	Strength & Conditioning Intern	Temple
2013	Strength & Conditioning Intern	Washington Redskins
2014	Strength & Conditioning Intern	New York Jets
2015-16	Asst. Strength & Conditioning	New York Jets
2017-Pres.	Asst. Strength & Conditioning	Washington Redskins

Kavan Latham returned to the Redskins as an assistant strength and conditioning coach on January 23, 2017, after previously serving as a strength and conditioning intern for the team in 2013.

Before returning to Washington, Latham spent three seasons with the New York Jets, first serving as a strength and conditioning intern in 2014. He was then hired as an assistant strength and conditioning coach during Todd Bowles' first season in New York, a 10-6 campaign in 2015.

Latham is a Certified Strength & Conditioning Specialist (CSCS) and USA Weightlifting Level 1 Sports Performance Coach (USAW). He also holds Precision Nutrition Level 1 (Pn1) and Fascial Stretch Therapy Level 1 (FST1) certifications.

Prior to entering the NFL, Latham completed strength and conditioning internships at Rutgers (2011), St. Joseph's (2012) and Temple (2012). In addition, he contributed as an assistant coach at his alma mater, The College of New Jersey, during those two years.

In addition to playing four years as a defensive tackle at The College of New Jersey from 2007-10, Latham also competed in the discus, hammer throw and shot put during his college career. He earned his bachelor's degree in health and exercise science.

He married his wife, Sara, in March 2018.

STAFF BIOS



CANNON MATTHEWS DEFENSIVE QUALITY CONTROL

**9TH NFL SEASON
1ST WITH REDSKINS**

2008	Personnel Intern	Arizona Rattlers (AFL)
2008-09	Def./ST Coaching Assistant	Buffalo Bills
2010-11	Offensive Coaching Assistant	Buffalo Bills
2012	Running Backs Coach	Kentucky Christian
2013	Defensive Coaching Intern	Cleveland Browns
2014-15	Defensive Quality Control	Tennessee Titans
2016	Asst. Defensive Backs Coach	Cleveland Browns
2017-Pres.	Defensive Quality Control	Washington Redskins

Cannon Matthews enters his 10th NFL season and his second with the Redskins in 2018 after being named as defensive quality control on February 13, 2017.

Matthews joined the Redskins in 2017 with eight years of previous NFL coaching experience. Before coming to Washington, he served as the assistant defensive backs coach for the Cleveland Browns in 2016, helping guide a unit that recorded all 10 of the team's interceptions that season. The stint was his second with the Browns, including a defensive coaching internship during the 2013 season in which Cleveland jumped from 23rd to ninth in the NFL in total defense.

From 2014-15, Matthews held the defensive quality control role for the Tennessee Titans, assisting with the team's linebackers. In his first season with the Titans in 2014, the team recorded at least one sack by 18 different players, a team record and the most in the NFL. A year later, the Titans finished sixth in the NFL in sacks per pass play, seventh in passing yards allowed and eighth in opponent rushing average.

Matthews spent one season as the running backs coach at Kentucky Christian University in 2012, helping the Knights to a 7-4 record and top-25 ranking during the first winning season in school history.

Prior to his time at the collegiate level, Matthews spent four years with the Buffalo Bills. He served as a defensive and special teams coaching assistant from 2008-09 before transitioning to the offensive side of the ball for the 2010-11 seasons. He entered pro football as a personnel intern with the Arena Football League's Arizona Rattlers in 2008.

A native of Bedford Heights, Ohio, Matthews earned a degree in sport management from Ohio University.



BRET MUNSEY ASST. SPECIAL TEAMS

**6TH NFL SEASON
5TH WITH REDSKINS**

1991-95	Receiver/Defensive Back	Orlando Predators (AFL)
2000	Defensive Coordinator	Augusta Stallions (af2)
2001	Head Coach	Tenn. Valley Vipers (af2)
2002	Defensive Coordinator	Carolina Cobras (AFL)
2003-05	Personnel Dir./Secondary	Orlando Predators (AFL)
2006-08	Head Coach	Philadelphia Soul (AFL)
2009-10	Director of Personnel	Florida Tuskers (UFL)
2011-12	Director of Personnel	Virginia Destroyers (UFL)
2012	Head Coach	Orlando Predators (AFL)
2013	National Scout	Philadelphia Eagles
2014-16	Asst. ST/Special Projects	Washington Redskins
2017-Pres.	Asst. Special Teams Coach	Washington Redskins

Bret Munsey enters his fifth season with the Redskins in 2018 after initially joining the team during the 2014 offseason.

In 2017, Munsey and Special Teams Coordinator Ben Kotwica helped the Redskins rank second in the NFL in kickoff return average allowed at 18.7 yards per return, the team's lowest average allowed since 2001 (17.2). The performance guided the Redskins to their eighth Top 5 finish in the NFL (2006-11, 2015, 2017) in kickoff coverage in a 12-year span. The unit accomplished the feat despite being forced by injury-related attrition to use 66 different players on special teams, the franchise's most in a season in participation data records dating back to 1993.

Munsey helped a number of Redskins special teamers turn in notable performances in 2016. With 34 field goals on the year, kicker Dustin Hopkins broke Mark Moseley's team record of 33 field goals set in 1983. Meanwhile, returner Jamison Crowder ended the team's 124-game drought without a punt return for touchdown in Week 5 at Baltimore, returning a punt 85 yards for a touchdown in an eventual six-point win. The Redskins finished the season with an 11.9-yard punt return average, fourth-best in the NFL, marking the Redskins' first finish in the Top 5 in punt return average since leading the league in the category in 1995.

Munsey contributed to the Redskins' special teams success in 2015 during its NFC East championship season. The unit posted a Top 5 ranking in kickoff coverage (20.1 yards allowed per return) and contributed three special teams touchdowns, including a team-record-tying two kickoff returns for touchdowns and a blocked punt recovery for a touchdown.

Prior to joining the Redskins, Munsey served as a national scout for the Philadelphia Eagles during the 2013 season. He spent the 2012 season as the head coach of the Orlando Predators of the Arena Football League. Prior to his stint in Orlando, he served two seasons as the director of player personnel for the Florida Tuskers of the UFL (2009-10), working with current Redskins head coach Jay Gruden. In 2011, the team moved to Virginia Beach, and as Director of Personnel, Munsey helped guide the Virginia Destroyers to the 2011 UFL Championship.

From 2006-08, Munsey served as head coach of the AFL's Philadelphia Soul. Munsey finished with a 35-20 overall record, including a 16-3 record and Arena Bowl title in 2008. In his first season with the Soul, Munsey led the team to their first postseason appearance in franchise history, finishing with a 9-7 record.

From 2003-05, Munsey served as the secondary coach and director of player personnel for the Predators in his first stint in Orlando, working alongside Gruden, who was the team's head coach at the time. In 2002, Munsey was the head coach of the Tennessee Valley Vipers in the af2 league, where he was named the league's coach of the year. He spent one season with the Carolina Cobras of the AFL in 2001, after beginning his coaching career in 2000 as the defensive coordinator of the Augusta Stallions of af2.

A native of Winter Park, Fla., Munsey was a three-sport star at Winter Park H.S. He played collegiately at Concord University (W.Va.) and played professionally for the Predators from 1991-95.

STAFF BIOS



CHRIS O'HARA
OFFENSIVE QUALITY CONTROL

5TH NFL SEASON
2ND WITH REDSKINS

2009-10	Student Assistant	Temple
2011-12	Student Assistant	Miami (Fla.)
2013	Graduate Assistant	Miami (Fla.)
2014-16	Offensive Coaching Associate	Jacksonville Jaguars
2017-Pres.	Offensive Quality Control	Washington Redskins

Chris O'Hara enters his fifth NFL season and his second with the Redskins in 2018 after formally joining the Redskins in an offensive quality control role on March 15, 2017.

O'Hara joined the Redskins after having spent the previous three seasons as an offensive coaching associate with the Jacksonville Jaguars. In 2015, the Jaguars' offense accounted for 35 touchdown passes, shattering the previous team record of 28 set in 2007.

Before entering the NFL ranks, O'Hara spent three seasons coaching on the defensive side of the ball at the University of Miami from 2011-13, including one season as a graduate assistant and two as a student assistant. In his final season with the Hurricanes, O'Hara and the Miami defense ranked third in the ACC with 27 takeaways and helped propel linebacker Denzel Perryman to first-team all-conference honors.

Prior to working at Miami, O'Hara spent two seasons at Temple University, serving as a student assistant with the school's football team.

A native of Swoyersville, Pa., O'Hara graduated from Miami in December 2012 with a degree in sports administration.



KIRK OLIVADOTTI
INSIDE LINEBACKERS

16TH NFL SEASON
16TH WITH REDSKINS

1993-96	Wide Receiver	Purdue
1997	WR/TE Coach	Maine Maritime
1998-99	Assistant Coach	Indiana State
2000-03	Def. Quality Control/DB Asst.	Washington Redskins
2004-05	Def. Quality Control/ST Asst.	Washington Redskins
2006	Def. Line Assistant/ST Asst.	Washington Redskins
2007-09	Linebackers Coach	Washington Redskins
2010	Defensive Assistant	Washington Redskins
2011-13	Inside Linebackers Coach	Georgia
2014-Pres.	Inside Linebackers Coach	Washington Redskins

Kirk Olivadotti enters his 16th NFL season – all with the Redskins – in 2018 after returning for his second stint with the team on January 16, 2014.

Olivadotti returned to the Redskins – with whom he spent 11 NFL seasons in various capacities from 2000-10 – in 2014 after three years coaching inside linebackers at the University of Georgia from 2011-13. Olivadotti is one of 11 members of the Redskins' assistant coach honor roll, which recognizes coaches with at least 10 seasons of service as an assistant in Washington.

In 2017, Olivadotti oversaw the a highly productive cam-

paign by unrestricted free agent signing Zach Brown, who started all 13 games in which he played and posted a team-high 127 tackles (84 solo), the most by a member of the Redskins since London Fletcher in 2012 (139). Brown missed the final three games while fighting various injuries, but following the time of his final game in Week 14, Brown led the NFL in tackles and even still led the league a week later despite missing Week 15. The group also received steady performances from Mason Foster and Will Compton, who recorded interceptions in wins in Los Angeles and Seattle, respectively.

Olivadotti's linebackers contributed heavily to the team's 986 total tackles in 2016, third-most in the NFL. He helped further develop fourth-year pro Will Compton, who completed his journey from practice squad player (2013) to special teamer (2014) to spot starter (2015) to defensive captain (2016). He also created an effective platoon at the opposite linebacker spot, helping Mason Foster to a team-high 123 tackles (88 solo) on primarily early downs while integrating hybrid rookie weapon Su'a Cravens in that role in passing situations. Olivadotti's teaching helped Cravens become the second-youngest player to play in a season opener for the Redskins (21 years and 67 days old).

In 2015, Olivadotti successfully coached a unit that helped guide the Redskins to a 9-7 record and an NFC East championship despite featuring a rotating cast of players as the result of injuries. The Redskins began the year with Keenan Robinson and Perry Riley, Jr. patrolling the inside linebacker positions, with the duo recording an interception off of former Super Bowl MVPs Tom Brady and Eli Manning, respectively. Olivadotti groomed and developed Compton into a reliable starter during the team's season-ending four-game winning streak and effectively integrated Foster, a midseason acquisition, into the spot opposite Compton.

In his first season back in Washington in 2014, Olivadotti's tutelage helped Robinson blossom in his first season as a starter. Despite missing three games, Robinson led the Redskins with 108 total tackles, including a 14-tackle performance in a win vs. Tennessee in which Robinson earned NFC Defensive Player of the Week honors.

At Georgia, Olivadotti coached a linebacker corps that produced NFL draft picks Jarvis Jones and Alec Ogletree. The Bulldogs averaged 10 wins a season in Olivadotti's three years, including ending the 2012 season with a 12-2 record and a No. 5 national ranking.

During Olivadotti's initial 11-season stint with the Redskins, Washington finished in the top 10 in the NFL in overall defense on eight occasions. The Redskins allowed an average of 313.1 yards per game in Olivadotti's 11 years on staff, fourth-fewest in the NFC and seventh-fewest in the NFL in that time frame.

In 2009, he tutored a pair of linebackers to their first Pro Bowl: London Fletcher, who earned his initial trip in his 12th season, and Brian Orakpo, who was one of four NFL rookies selected. Fletcher led the Redskins in tackles with 172 and added two sacks, one interception and 10 passes defended. He eclipsed the 100-tackle mark for the 11th consecutive season.

Orakpo became the first Redskins defensive rookie to make the Pro Bowl since the 1970 merger. He is only the second Redskins rookie to be chosen, joining kick returner Tony Green (1978). Orakpo finished with 60 tackles, including three for loss, 11 sacks for 76 yards lost, one forced fumble and two passes defended. He led all rookies in sacks and tied for most among NFC linebackers with Dallas' DeMarcus Ware. Orakpo's 11 sacks finished tied for seventh in the NFL and fourth in the NFC, and set the franchise rookie record, surpassing the previous mark of six by Dean Hamel (1985) and Andre Collins (1990).

In 2008, Olivadotti's linebackers played a pivotal role in Washington ranking fourth overall in yards allowed per game

STAFF BIOS

(288.8), sixth in points allowed per game (18.5) and eighth in rushing yards allowed per game (95.4 yards).

The previous year, in Olivadotti's first season as linebackers coach, Washington finished eighth in the NFL in overall defense (305.3 yards per game) and fourth in the league in rush defense (91.3 yards per game). The tandem of Fletcher (156 tackles) and Rocky McIntosh (105 tackles) finished as the team's top tacklers.

Throughout his NFL coaching career, Olivadotti has worked with some of the best defensive minds in the NFL, including Ray Rhodes, Marvin Lewis, Gregg Williams, Greg Blache and Jim Haslett. Olivadotti began his NFL coaching career with the Redskins in 2000 as a defensive quality control coach. He served in that role for four seasons and also helped coach the defensive backs.

He continued as quality control coach in 2004, but also took on a role assisting the Redskins' special teams units. In 2006, Olivadotti's role expanded to working with the Redskins' defensive line.

Olivadotti began his coaching career on the college level, working with wide receivers and tight ends at Maine Maritime for one season (1997). He moved to Indiana State as an assistant coach for two years (1998-99) before making the transition to Washington and the NFL.

Olivadotti was a four-year letter winner as a wide receiver at Purdue from 1993-96. He earned his bachelor's degree in education and his master's degree in education administration, both from Purdue. He is the son of Tom Olivadotti, a long-time defensive coach in the NFL with the Browns, Dolphins, Vikings, Giants and Texans. Kirk and his wife, Keely, have a daughter, Kasyn, and a son, Kruz.



WES PHILLIPS
TIGHT ENDS

12TH NFL SEASON
5TH WITH REDSKINS

1997-2001	Quarterback	UTEP
2002-03	Quarterback	San Diego Riptide (af2)
2003	Student Assistant	UTEP
2004-05	Quarterbacks Coach	West Texas A&M
2006	Quarterbacks Coach	Baylor
2007-10	Quality Control/Off. Asst.	Dallas Cowboys
2011-12	Asst. Offensive Line Coach	Dallas Cowboys
2013	Tight Ends Coach	Dallas Cowboys
2014-Pres.	Tight Ends Coach	Washington Redskins

Wes Phillips enters his fifth season as the Redskins' tight ends coach in 2018 after initially being named to the position on January 17, 2014.

In 2017, Phillips helped mold ageless 12-year veteran Vernon Davis into one of the team's most explosive threats. Davis recorded 43 receptions for 648 yards with three receiving touchdowns, leading the Redskins with a 15.1-yards-per-catch average. Davis finished the season second in yards per catch among qualified NFL tight ends (Rob Gronkowski, 15.7) and was the first member of the Redskins to finish in the Top 2 in the NFL in receiving average among tight ends since Clint Didier led the league at the position group in 1986. At age 33 on the final day of the calendar year, Davis became the oldest NFL tight end to average at least 15.0 yards per reception (min. 15 receptions) since Pro Football Hall of Famer Jackie Smith (16.5 at age 34) in 1974.

Phillips oversaw one of the league's most productive duos in 2016, further developing one of the game's emerging threats while integrating one of its most productive veterans. Fourth-year pro Jordan Reed earned his first Pro Bowl nod in

2016 after catching 66 passes for 686 yards with six receiving touchdowns in only 12 games with eight starts. During the year, Reed became the fastest tight end in NFL history to reach 200 career receptions, reaching the milestone in 38 career games and surpassing the mark set by Pro Football Hall of Famer Kellen Winslow (39 career games). Phillips also helped guide Davis to a 44-catch, 583-yard campaign, as Washington finished the year as one of only two teams to have multiple tight ends record at least 40 receptions during the season (Houston).

Phillips presided over arguably the most prolific season by a tight end in Redskins history in 2015, as Reed shattered team records for receptions (87) and receiving yards (952) by a tight end. Including a 24-yard touchdown reception in the NFC Wild Card Round vs. Green Bay, Reed tied a team record for combined regular season and postseason receiving touchdowns (12) in a single year. Reed's breakout campaign was supplemented by a rotating cast of tight ends, as Phillips effectively integrated preseason trade acquisition Derek Carrier, midseason signings Anthony McCoy and Alex Smith, waiver addition Marcel Jensen, first-year player Je'Ron Hamm and eligible-tackle Tom Compton after the unit lost two presumptive contributors (Niles Paul and Logan Paulsen) to injury in the preseason.

In his first season in Washington in 2014, Phillips guided Paul to a breakout campaign, as the special teams stand-out shattered career highs in receptions (39) and receiving yards (507) after entering the season with 14 career catches and 228 career receiving yards to his credit in his first three years in the league. Phillips also oversaw the development of Reed, who finished third on the team with a then-career-high 50 receptions in his sophomore campaign.

Prior to joining the Redskins, Phillips spent seven seasons in various capacities with the Dallas Cowboys. He joined Dallas in 2007 as the club's quality control/offensive assistant coach before relinquishing his role as a quality control coach in 2011 to become the club's assistant offensive line coach in addition to continuing to assist special teams. In 2013, Phillips was named the tight ends coach, helping Jason Witten post the second-most touchdowns in a season in his career (eight).

In 2012, Phillips assisted with an offensive line that helped the Cowboys finish with 5,994 net yards, the third-most in a season in franchise history, and set a single-season club record with 4,729 passing yards despite having Phil Costa, the team's starting center, for only three games. In 2011, the unit integrated new starters at four of the five positions, helping Tony Romo post his third career 4,000-yard season while rookie running back DeMarco Murray established a single-game team rushing record with a 253-yard performance against St. Louis.

In Phillips' four seasons as Dallas' quality control/offensive assistant coach from 2007-10, the Cowboys' offense posted total yardage numbers ranking in the Top 10 in team history three times, including setting single-season club records in 2010 that included 6,390 yards of total offense - marking the first time a Cowboys team topped 6,000 yards in a season in team history - and 4,287 passing yards. The offense as a whole finished second in the league in total offense, averaging 399.4 yards per game.

Before landing in Dallas, Phillips coached quarterbacks at Baylor in 2006. His work with quarterback Shawn Bell paid dividends as Bell established school single-season records despite missing the final three games with a knee injury.

Prior to his one-year stint at Baylor, Phillips spent two seasons as the quarterbacks coach at West Texas A&M University. The Buffaloes celebrated their most successful season in almost 55 years in 2005, finishing 10-2 to post their first winning season since 1998 and the program's first 10-win season since 1950.

WTAMU won the Lone Star Conference with an 8-1 record,

STAFF BIOS

its first league title since 1986 and advanced to the quarterfinals of the NCAA D-II Playoffs for the first time in school history. The school led the 2005 Division II ranks in passing offense, racking up 363.8 yards per game. He tutored quarterback Dalton Bell, a finalist for the Harlon Hill Trophy, which goes to the top Division II player.

Prior to joining the WTAMU staff, Phillips spent one season as a student assistant coach at his alma mater, UTEP, and played two seasons at quarterback for the San Diego Ripptide of the af2.

A three-year letter winner at UTEP (1999-2001), Phillips was a member of the 2000 Miners team that shared the WAC title, posted the school's highest win total in more than a decade and played in the Humanitarian Bowl. Phillips left the collegiate ranks among the school's single-season leaders in both pass efficiency (ninth - 120.0 in 2001) and completion percentage (eighth - 55.6 in 2001).

Phillips received his bachelor's degree in philosophy from UTEP in 2001. Phillips and his wife, Anna, were married in 2009 and have two daughters, Ivy and Minnie, and a son, Mac.



PHIL RAUSCHER
ASST. OFFENSIVE LINE

4TH NFL SEASON
1ST WITH REDSKINS

2004-05	Offensive Lineman	UCLA
2006-07	Undergraduate Assistant	UCLA
2008-09	Graduate Assistant	UCLA
2010	Offensive Coordinator	Dixie State
2011	Admin. Asst./TE Coach	Utah
2012-13	Recruiting Coord./TE Coach	Hawaii
2014	Offensive Coord./OL Coach	California Lutheran
2015-16	Offensive Assistant	Denver Broncos
2017	Assistant to Head Coach	Denver Broncos
2018-Pres.	Asst. DL Coach	Washington Redskins

Phil Rauscher is entering his fourth NFL season and his first with the Redskins after joining the organization during the 2018 offseason.

Rauscher joined the Redskins having previously spent the three previous seasons with the Denver Broncos, including serving as Assistant to Head Coach Vance Joseph in 2017. He spent the 2015-16 seasons serving as an offensive coaching assistant on the Broncos' staff, helping guide the team to victory in Super Bowl 50 following the 2015 campaign.

Prior to his tenure in Denver, Rauscher spent one season as the offensive coordinator and offensive line coach at California Lutheran University following two seasons as tight ends coach and recruiting coordinator at the University of Hawaii from 2012-13.

Rauscher spent the 2011 season at the University of Utah, where he was an administrative assistant and tight ends coach. Prior to his time at Utah, he served as offensive coordinator at Dixie State University in 2010.

Rauscher began his coaching career at his alma mater, UCLA, in 2006 as an undergraduate assistant and earned three letters as an offensive lineman before injuries cut his career short. After earning his bachelor's degree in history, Rauscher served as a graduate assistant at UCLA from 2008-09, assisting with tight ends.



JAMES ROWE
ASST. DEFENSIVE BACKS

2ND NFL SEASON
2ND WITH REDSKINS

2004-09	Student-Athlete	South Florida
2011	Graduate Assistant	Bethel (Tenn.) Univ.
2012	Graduate Asst./DBs Coach	Jacksonville Univ.
2013	Wide Receivers Coach	Jacksonville Univ.
2014	Defensive Coordinator	Jacksonville Univ.
2015	Defensive Graduate Asst.	Florida
2016	Defensive Coordinator	Valdosta State
2017-Pres.	Asst. Defensive Backs Coach	Washington Redskins

James Rowe enters his second season as the Redskins' assistant defensive backs coach in 2018 after being named to the position on February 9, 2017.

In his first season in Washington in 2017, Rowe and Defensive Backs Coach Torrian Gray helped the unit produce the team's strongest season against the pass in nearly a decade. The unit ranked third in the NFL in completion percentage allowed (57.6 percent), the team's best ranking since leading the NFL in the category in 2005 (54.4), while finishing ninth in passing yards allowed per game (213.8, the team's lowest since 2009) and 10th in opponent passer rating (81.0, lowest since 2008).

Prior to joining the Redskins, Rowe served as Defensive Coordinator at Valdosta State, helping the Blazers to an 8-3 record in 2016. Among Division II schools, his defense led the nation with 27 interceptions and ranked fifth in the country in opposing passing efficiency, limiting opposing quarterbacks to a 96.2 passer rating. Under Rowe's guidance, Valdosta State safety Kenny Moore earned first-team All-American honors from the American Football Coaches Association.

In 2015, Rowe spent one season as a defensive graduate assistant at the University of Florida. That season, the Florida defense ranked No. 8 in scoring defense, No. 6 in total defense and No. 11 in pass defense, while Rowe assisted in the development of All-American defensive backs Vernon Hargreaves, Marcus Maye, Keanu Neal and Teez Tabor.

From 2012-14, Rowe served in a variety of coaching capacities at Jacksonville University. He began his tenure assisting with the team's defensive backs in 2012, adding the wide receivers to his purview in 2013 and eventually being promoted to defensive coordinator in 2014. He began his collegiate coaching career as a graduate assistant at Bethel (Tenn.) University in 2011, helping the Wildcats finish the year ranked No. 14 in the nation.

Rowe, a native of Cocoa, Fla., was a student-athlete at South Florida, lettering three times as a member of the Bulls' baseball team. After majoring in business administration, he earned his degree from the university in 2009.



JAKE SANKAL
ASST. STRENGTH & CONDITIONING/NUTRITIONIST

3RD NFL SEASON
3RD WITH REDSKINS

Jake Sankal is entering his third NFL season with the Redskins in 2018 after joining the team as an assistant

STAFF BIOS

strength and conditioning coach and team nutritionist during the 2016 offseason.

Prior to joining the Redskins, Sankal worked as a strength and conditioning coach in the Cleveland Indians organization. His tenure with the organization from 2010-15 included stints with the Mahoning Valley Scrappers (A), Kinston Indians (A), Carolina Mudcats (A) and three seasons with the Akron RubberDucks (AA).

Sankal is a Registered Dietitian and holds certifications with USA Weightlifting and the National Strength and Conditioning Association as a Registered Strength and Conditioning Coach (RSCC) and Certified Strength and Conditioning Specialist (CSCS).

Sankal initially earned his bachelor's degree in history from the College of Wooster, where he played baseball and helped guide the program to the NCAA Division III Tournament in all four seasons of his collegiate career. In addition, he holds a bachelor's degree in dietetics from the University of Northern Colorado and a Master's degree in exercise science from Cleveland State University.

He currently resides in Ashburn, Va., with his wife, Amanda.



JIM TOMSULA
DEFENSIVE LINE

11TH NFL SEASON
2ND WITH REDSKINS

1985	Defensive Lineman	Middle Tennessee State
1987-88	Defensive Lineman	Catawba College
1989	Strength & Conditioning/DL	Catawba College
1990	Defensive Line Coach	Woodland Hills (Pa.) H.S.
1992-95	LB/DL/S&C Coord.	Charleston Southern
1997	Defensive Line Coach	Catawba College
1998-99	DL/DLB/ST Coach	Catawba College
2001	Asst. HC/DL/LB/S&C Coord.	Catawba College
2002-03	Asst. HC/DC/DL Coach	Catawba College
2004-05	Asst. HC/DC/LB Coach	Catawba College
2007-14*	Defensive Line Coach	San Francisco 49ers
2015	Head Coach	San Francisco 49ers
2017-Pres.	Defensive Line Coach	Washington Redskins

*Served as Interim Head Coach for final game of 2010 season

**NFL Europe experience included in separate box

Jim Tomsula enters his second season as the Redskins' defensive line coach in 2018 after being named to the position on January 23, 2017.

Tomsula joined the Redskins in the 2017 offseason with 32 previous seasons of football experience at the high school, college and professional levels since the fall of 1989. Prior to joining the Redskins, he spent nine years with the San Francisco 49ers, including serving as the 19th head coach in franchise history in 2015 after serving one game as the team's interim head coach in 2010.

In his first season in Washington in 2017, Tomsula inherited and developed a young group that included first-round pick Jonathan Allen and second-year players Matt Ioannidis and Anthony Lanier II in addition to veteran Ziggy Hood and free agent signings Terrell McClain and Stacy McGee. Both Ioannidis and Lanier made developmental leaps in their second seasons under Tomsula's purview, as Lanier led all Redskins defensive linemen with 5.0 sacks, the fifth-most by a Redskins defensive lineman since the team switched to a 3-4 base in 2010, while Ioannidis recorded career highs in games played (14), starts (10), total tackles (27), solo tackles (13), sacks (4.5) and forced fumbles (one).

During an eight-year run as the 49ers' defensive line

coach from 2007-14, Tomsula was instrumental in developing one of the league's top-performing defenses in that timeframe. Across those eight seasons, the 49ers ranked fourth in the league in rushing yards allowed per game (98.4) and second in rushing average (3.72). San Francisco's defense also ranked third in the NFL in points per game allowed (19.4) and fourth in yards per game allowed (320.9) during that stretch. In 2011, Tomsula's defensive line and the San Francisco defense set an NFL record by not allowing a rushing touchdown in their first 14 games of the season. The team surrendered just three rushing touchdowns all year, the fewest allowed in the NFL since the league went to a 16-game schedule in 1978.

Under Tomsula's tutelage, defensive tackle Justin Smith was named to five consecutive Pro Bowls (2009-13) and earned All-Pro honors three times from 2011-13. Despite being the fourth overall pick in the 2001 NFL Draft, Smith had never been selected to either team prior to working with Tomsula.

Tomsula joined the 49ers after enjoying one of the most successful stints in NFL Europe history. Prior to being named the head coach of the Rhein Fire — which made him the youngest head coach in NFL history at age 38 in 2006 — Tomsula served as the Berlin Thunder's defensive coordinator for two seasons, winning World Bowl XII in his first season with a defense that ranked first in the NFL against the run.

Tomsula joined the NFL in 1998 as the defensive line coach of the England Monarchs. He then went on to serve in the same capacity for five seasons with the Scottish Claymores, where he established a reputation for producing some of the league's most dominant lines. He also played a leading role in mentoring and teaching young talent in the league's National Player Development program.

Between NFL Europe seasons, Tomsula spent each fall as a member of the coaching staff Division II Catawba College in Salisbury, N.C., where he had been a defensive lineman after transferring from Middle Tennessee State.

Tomsula's coaching career began with great uncertainty, but his desire to coach the game was steadfast. In 1989, Tomsula began his coaching career as an assistant at his alma mater following a career-ending knee injury. The following season, he went on to coach the defensive line at Woodland Hills (Pa.) H.S. After spending the next two years out of coaching to provide for his family as a medical equipment sales rep with Thera-Kinetics, Tomsula landed a position as an assistant on the Charleston Southern University coaching staff (1992-95). He would once again spend two seasons out of coaching, as he returned to his hometown of Pittsburgh to serve as a sales representative with Cisco Foods. Urged by his family to continue his dream of coaching football, Tomsula returned to the coaching ranks in 1997 as the volunteer assistant defensive line coach at Catawba.

He and his wife, Julie, have two daughters, Britney and Brooke, and a son, Bear.

TOMSULA IN NFL EUROPE:

1998	DL/Special Teams Coach	England Monarchs
1999-2000	DL/DLB/Special Teams Coach	Scottish Claymores
2001-03	DL/Special Teams Coach	Scottish Claymores
2004	Defensive Coordinator/ST Coach	Berlin Thunder
2005	Defensive Coordinator	Berlin Thunder
2006	Head Coach	Rhein Fire

PLAYER BIOS

ACTIVE ROSTER

34

ADONIS ALEXANDER

CB**6-3 // 197****Rookie // Virginia Tech****DOB: Nov. 7, 1996 // Independence H.S. (Charlotte, N.C.)**

TRANSACTIONS

Originally selected by the Washington Redskins in the sixth round of the 2018 Supplemental Draft.

YEAR-BY-YEAR

2018 (REDSKINS)

Inactive in Weeks 1-6... Made career debut and contributed on special teams in a win vs. DAL [10/21]... Contributed on special teams in a win at NYG [10/28]... Inactive vs. ATL [11/04]... Appeared on special teams in a win at TB [11/11]... Contributed on special teams vs. HOU [11/18]... Inactive at DAL [11/22]... Contributed two solo tackles at PHI [12/03]... Contributed on defense and special teams vs. NYG [12/09]... Contributed on defense and special teams at JAX [12/16]... Contributed on special teams at TEN [12/22]... Contributed on defense and special teams vs PHI [12/30]...

COLLEGE

Played collegiately at Virginia Tech from 2015-17, appearing in 34 career games for the Hokies as a defensive back... Recorded 126 career tackles (91 solo, 4.5 for loss), 17 pass break-ups, 24 passes defended, seven interceptions, one quarterback hurry, and one forced fumble on defense... Scored one career touchdown on a fumble recovery and return... Appeared in nine games with two starts as a junior... Recorded 27 tackles (23 solo, 2.0 for loss) and one interception... Started five of the 13 games he played in as a sophomore compiling 44 tackles (31 solo, 2.0 for loss), two interceptions, a fumble recovery for a touchdown and a quarterback hurry... Earned honorable mention on the Campus Insiders All-American Team... As a freshman, posted 55 tackles (37 solo), 10 passes defended and four interceptions... Was a second-team College Football News, College Insider, and Pro Football Focus Freshman All-American pick at safety in 2015 after playing in 12 games with eight starts...

PERSONAL

Attended Independence H.S. in Charlotte, N.C., where he became a first-team all-state selection by The Associated Press... Was named to the Charlotte Observer's All-Mecklenburg second-team football as a junior and the third-team as a senior... Finished with 105 tackles and two interceptions as a senior... Was an all-conference safety as both a junior and senior... Rated as the No. 28 player in the state of North Carolina by Rivals... Listed as the No. 65 safety in the country and the No. 27 player in the state of North Carolina by 247Sports... Ranked as the No. 107 safety in the country and the No. 48 player in the state by ESPN Recruiting Nation... Rated as the No. 84 safety in the country by Scout... Majored in real estate... Son of Debra Alexander and Harry Seymour... Born Nov. 7, 1996

YEAR-BY-YEAR STATS

DEFENSE

Year	Team	G	GS	Tack	Solo	Sack	PD	FF	FR
2018	Was	9	0	2	2	0	0	0	0
Career		9	0	2	2	0	0	0	0

*Tackle stats according to STATS, LLC

93

JONATHAN ALLEN

DL**6-3 // 294****2nd NFL Season // Alabama****DOB: Jan. 16, 1995 // Stone Bridge H.S. (Ashburn, Va.)**

TRANSACTIONS

Originally selected by the Washington Redskins in the first round (17th overall) of the 2017 NFL Draft.

PRO

Enters 2018 having previously appeared in five games with five starts, accounting for 10 tackles (seven solo) and a sack in 2017 before being sidelined with a Lisfranc injury... Decorated Alabama product who was the second Chuck Bednarik Award winner and third Bronko Nagurski Award winner — each awarded by various organizations to the nation's best defensive player — drafted by the Redskins all-time.

YEAR-BY-YEAR

2018 (REDSKINS)

Added an assisted tackle and two quarterback hits in win at ARI [9/9]... Posted four tackles [three solo] and two quarterback hits vs. IND [9/16]... Recorded first career multi-sack game and notched five tackles [three solo], three quarterback hits, two tackles for loss and two sacks for a loss of 14 yards in a win vs. GB [9/23]... Contributed five assisted tackles at NO [10/08]... Notched two solo tackles in a win vs. CAR [10/14]... Finished with two tackles [one solo] and one sack for a loss of eight yards in a win vs. DAL [10/21]... Tallied three tackles [one solo] and one sack for a loss of nine yards in a win at NYG [10/28]... Contributed three solo tackles vs. ATL [11/04]... Added three solo tackles and a quarterback hit in a win at TB [11/11]... Notched four tackles [three solo] and one tackle for loss vs. HOU [11/18]... Tallied nine tackles [five solo] and a sack at DAL [11/22]... Assisted on two tackles at PHI [12/03]... Notched three tackles [one solo] vs. NYG [12/09]... Recorded two sacks and five tackles [four solo] at JAX [12/16]... Registered four tackles [three solo] and one sack for a loss of eight yards at TEN [12/22]... Tallied six tackles [four solo] vs PHI [12/30]...

2017 (REDSKINS)

Started all five games in which he played, tallying 10 tackles (seven solo) and a sack... Made NFL debut vs. PHI [9/10], starting the contest and recording four tackles (three solo)... Added an assisted tackle in a win at LAR [9/17]... Notched the first two half-sacks of his career in a win vs. OAK [9/24]... Contributed three assisted tackles at KC [10/2]... Hit quarterbacks twice in a win vs. SF [10/15]... Placed on Reserve/Injured list in Week 7 with a Lisfranc injury.

COLLEGE

Played collegiately at Alabama from 2013-16, appearing in 57 career games. Recorded 154 career tackles (78 solo), 45.0 tackles for loss, 28.5 sacks, seven pass breakups and three forced fumbles... His 28.5 career sacks rank second in Alabama history, trailing only College and Pro Football Hall of Famer Derrick Thomas... As a senior and team captain in 2016, played in all 15 games, contributing 69 tackles (33 solo), 16.0 tackles for loss, 10.5 sacks and also contributed two touchdowns on fumble returns. Was a unanimous first-team All-American selection and earned the Bronko Nagurski Trophy, Chuck Bednarik Award and Ted Hendricks Award while helping lead the Crimson Tide to a berth in the national championship... Appeared in all 15 games of Alabama's national championship campaign in 2015, compiling 36 tackles (19 solo), 14.5 tackles for loss and 12.0 sacks. Earned first-

team All-SEC selections from the Associated Press and the conference's coaches... Earned first-team All-SEC honors as a sophomore in 2014 after recording 33 tackles (16 solo), 11.5 tackles for loss and 5.5 sacks in 14 games... Appeared in 13 games and contributed 16 tackles (10 solo) and 3.0 tackles for loss as a freshman.

PERSONAL

Attended Stone Bridge H.S. in Ashburn, Va., approximately five miles away from Redskins team headquarters... Posted 119 tackles with nine sacks, six fumble recoveries, eight pass breakups, six blocked kicks and had seven pass breakups as a senior in 2012... Earned 2012 Gatorade Virginia Football Player of the Year and garnered first-team Parade All-American and second-team USA Today All-American honors... Selected to the U.S. Army All-American Bowl... Was a consensus five-star recruit from recruiting services... Totaled 102 stops with 15 sacks and seven blocked kicks as a junior... Posted 87 tackles, 20 sacks and eight forced fumbles as a sophomore in 2010... Finished prep career as a two-time first-team all-state performer in Virginia and as a two-time Washington Post All-Metro selection. Earned 2012 Washington Post All-Met Player of the Year honors on defense, while fellow future Redskins cornerback Kendall Fuller earned the honor on offense... Former resident of Leesburg, Va., who attended Redskins training camp in Ashburn as a fan in 2010... Majored in financial planning and consumer affairs... Son of Richard Allen... Born Jan. 16, 1995.

COMMUNITY

In 2017, guided students from Dreams for Kids DC through football drills, packaged weekend bags for Prince George's County Elementary School students at the Capital Area Food Bank, and welcomed 200 elementary school kids into Redskins locker room at FedExField to meet Santa and take home toys for Christmas at Skins Santa Shoppe.

YEAR-BY-YEAR STATS

DEFENSE

Year	Team	G	GS	Tack	Solo	Sack	PD	FF	FR
2017	Was	5	5	10	3	1	0	0	0
2018	Was	16	16	61	35	8	0	0	0
Career		21	21	71	38	9	0	0	0

*Tackle stats according to STATS, LLC

52

RYAN ANDERSON

LB**6-2 // 253****2nd NFL Season // Alabama****DOB: Aug. 12, 1994 // Daphne (Ala.) H.S.**

TRANSACTIONS

Originally selected by the Washington Redskins in the second round (49th overall) of the 2017 NFL Draft.

YEAR-BY-YEAR

2018 (REDSKINS)

Recorded first career sack for a loss of four yards, a tackle for loss and one quarterback hit. Contributed on defense, special teams, offense and played fullback on Adrian Peterson's 100th career rushing touchdown in win at ARI [9/9]... Appeared on defense and special teams vs. IND [9/16]... Assisted on a tackle and contributed on defense, special teams and offense and appeared at fullback on both of Adrian Peterson's touchdowns in a win vs. GB [9/23]... Notched two tackles [one solo] on defense, one assisted tackle on special teams and contributed on offense at NO [10/08]... Contributed on offense, defense and special teams and added one assisted tackle on defense in a win vs. CAR [10/14]... Notched one solo tackle, one assisted tackle on special teams, one sack and two quarterback hits in a win vs. DAL [10/21]... Added one assisted tackle in a win at NYG [10/28]... Contributed one solo tackle vs. ATL [11/04]... Added one special teams tackle in a win at TB [11/11]... Assisted on four tackles vs. HOU [11/18]... Notched one special teams tackle at DAL [11/22]... Added one solo tackle at PHI [12/03]... Inactive weeks 14-15... Assisted on a tackle at TEN [12/22]... Inactive week 17 vs PHI [12/30]...

2017 (REDSKINS)

Appeared in 14 games, compiling 14 tackles (11 solo) as a rookie... Made NFL debut vs. PHI [9/10]... Contributed on defense and special teams in a win at LAR [9/17]... Recorded two solo tackles (one for loss) in a win vs. OAK [9/24]... Played on defense and special teams at KC [10/2]... Contributed on defense and special teams in a win vs. SF [10/15]... Played on defense and special teams at PHI [10/23] and vs. DAL [10/29]... Contributed on all three sides of the ball in a win at SEA [11/5]. In addition to registering an assisted tackle, appeared at fullback on both of the team's rushing touchdowns... Contributed again on all three sides of the ball vs. MIN [11/12], making one tackle... Added a solo tackle at NO [11/19]... Recorded a solo tackle in a Thanksgiving night win vs. NYG [11/23]... Assisted on a tackle at DAL [11/30]... Tallied a career-high five tackles (all solo) at LAC [12/10]... Recorded three solo tackles prior to exiting with a knee injury in a win vs. ARI [12/17]... Inactive vs. DEN [12/24] and at NYG [12/31].

COLLEGE

Played collegiately at Alabama from 2013-16, recording 128 tackles (64 solo), 40.0 tackles for loss, 19.5 sacks, six forced fumbles and one interception (which he returned 26 yards for a touchdown) in 57 career games... As a senior, earned first-team All-SEC honors from the Associated Press after registering 61 total tackles, a team-high 19.0 tackles for loss, 9.0 sacks, four forced fumbles, three fumble recoveries and three pass breakups... Helped the Crimson Tide to a national championship in 2015, notching 37 total tackles, 11.5 tackles for loss, 6.0 sacks, two forced fumbles and two fumble recoveries... Played in all 14 games as a sophomore in 2014, recording 25 tackles, including 8.0 tackles for loss, 3.0 sacks and a fumble recovery... Added 1.5 sacks in 13 games

played as a redshirt freshman in 2013... Redshirted in 2012.

PERSONAL

Attended Daphne (Ala.) H.S., where he garnered all-state honors from the Alabama Sports Writers Association after a 105-tackle, 12-sack senior season in 2011... Posted 75 stops and 14.5 sacks as a junior, helping Daphne win the state championship... Was a member of the Alabama Sports Writers Association's Super 12... Rated as a four-star recruit by ESPN, Scout.com and Rivals.com. Listed by Rivals as the sixth-best outside linebacker in his recruiting class... In 2017, guided students from Dreams for Kids DC through football drills and visited Finance Park for an in-person financial literacy simulation with eighth grade students from Thomas Pullen Performing Arts Academy... Second cousin of NFL defensive lineman Wallace Gilberry... Son of Kim Johnson... Born Aug. 12, 1994.

YEAR-BY-YEAR STATS

DEFENSE

Year	Team	G	GS	Tack	Solo	Sack	INT	PD
2017	Was	14	0	14	11	0	0	0
2018	Was	13	0	14	5	2	0	0
Career		27	0	28	16	2	0	0

*Tackle stats according to STATS, LLC

CAREER HIGHS

SINGLE-GAME

Total Tackles:	5, at LA Chargers (12/10/17)
Solo Tackles:	5, at LA Chargers (12/10/17)
Sacks:	1, at Arizona Cardinals (9/9/18)

66

TONY BERGSTROM

OL**6-5 // 310**
7th NFL Season // Utah**DOB: Aug. 6, 1986 // Skyline H.S. (Salt Lake City, Utah)**

TRANSACTIONS

Originally selected by the Oakland Raiders in the third round (95th overall) of the 2012 NFL Draft... Signed with the Houston Texans as an unrestricted free agent on March 10, 2016... Released by the Texans on April 13, 2017... Signed with the Arizona Cardinals on May 3, 2017... Traded to the Baltimore Ravens on September 1, 2017... Released by the Ravens on October 19, 2017... Signed with the Ravens on October 21, 2017... Released by the Ravens on October 23, 2017... Signed with the Washington Redskins on October 25, 2017 ... Resigned with the Redskins on April 16, 2018.

PRO

Joined the Redskins in Week 8 of the 2017 season... Enters 2018 having previously appeared in 53 career games with seven starts with Oakland, Houston, Baltimore and Washington from 2012-17.

YEAR-BY-YEAR

2018 [REDSKINS]

Played on special teams in a win at ARI [9/9]... Contributed on offense and special teams vs. IND [9/16]... Started at center in a win vs. GB [9/23]... Started at center at NO [10/08]... Started at center in a win vs. CAR [10/14]... Contributed on special teams in a win vs. DAL [10/21]... Contributed on special teams in a win at NYG [10/28]... Contributed on offense and special teams vs. ATL [11/04]... Started at right guard in a win at TB [11/11]... Started at right guard and recovered a fumble vs. HOU [11/18]... Started at right guard at DAL [11/22]... Started at right guard at PHI [12/03]... Inactive weeks 14-16... Started at right guard vs PHI [12/30]...

2017 [CARDINALS/RAVENS/REDSKINS]

Appeared in a total of 13 combined games with three starts for the Ravens and Redskins... Spent the offseason with the Cardinals but was traded to the Ravens during final cuts... Appeared in four games with the Ravens and was inactive in three other contests... Joined the Redskins in Week 8 and appeared in nine games with three starts for Washington... Made Redskins debut on offense and special teams vs. DAL [10/29]... Played on offense and special teams in a win at SEA [11/5]... Inactive vs. MIN [11/12]... Played on offense and special teams at NO [11/19]... Started at center in a Thanksgiving night win vs. NYG [11/2]... Started at center at DAL [11/30] and at LAC [12/10]... Played on special teams in wins vs. ARI [12/17] and vs. DEN [12/24]... Contributed on special teams at NYG [12/31].

2016 [TEXANS]

Appeared in 15 regular season games, helping the Texans earn a postseason berth and win the AFC South... Played in both of the team's playoff contests.

2015 [RAIDERS]

Recorded career highs in games played (16) and starts (three), helping quarterback Derek Carr earn Pro Bowl honors... Made first appearance on offense, recording 16 snaps at center, while also playing on special teams, at PIT [11/8]... Earned his second-career start and the first of his career at center vs. MIN [11/15]... Started at center as part of an offensive line that allowed Carr to throw for 330 yards and three touchdowns in a 24-21 win vs. TEN [11/29].

2014 [RAIDERS]

Spent the season on the team's active roster but was inactive for all 16 games.

2013 [RAIDERS]

Spent the season on Oakland's Reserve/Injured list after suffering a foot injury in training camp.

2012 [RAIDERS]

Appeared in nine games as a rookie, playing primarily on special teams... Made his NFL debut on special teams at ATL [10/14]... Earned the first start of his career at right guard at SD [12/30].

COLLEGE

Played collegiately at Utah, appearing in 48 games with 39 starts at right tackle in his four-year career... Started all 12 games and earned first-team All-Pac-12 honors as a senior in 2011... Named second-team All-Mountain West Conference by the league's coaches and media after starting 13 games at right tackle as a junior. Part of an offensive line that ranked 13th nationally in sacks allowed [12]... As a sophomore in 2009, started all 13 games at right tackle and was credited with 41 knockdown blocks... Saw action in 10 games and registered one start as a freshman in 2008 after returning from his LDS mission in Sacramento, Calif.

PERSONAL

Attended Skyline H.S. in Salt Lake City, Utah, where he earned All-State honors as a senior in 2004... Named Region III Player of the Year and the team's most valuable player following his senior season... Led his team to the state finals as a sophomore and as a junior... Was a team captain and a three-year starter... Also lettered three years in basketball and two years in track... Majored in chemical engineering... Son of Steven and Lori Bergstrom... Born Aug. 6, 1986.

YEAR-BY-YEAR STATS

GAMES/STARTS

Year	Team	G	GS
2012	Oak	9	1
2015	Oak	16	3
2016	Hou	15	0
2017	Bal/Was	13	3
2018	Was	13	8
Career		66	15

POSTSEASON

Year	Team	G	GS
2016	Hou	2	0
Career		2	0

35

KAPRI BIBBS

RB**5-11 // 203****3rd NFL Season // Colorado State****DOB: Jan. 10, 1993 // Plainfield (Ill.) North H.S.**

TRANSACTIONS

Originally entered the NFL with the Denver Broncos as a college free agent on May 10, 2014... Waived by the Broncos on August 30, 2014... Signed to the Broncos' practice squad on August 31, 2014... Signed to the Broncos' active roster on October 20, 2014... Waived by the Broncos on November 22, 2014... Signed to the Broncos' practice squad on November 26, 2014... Waived by the Broncos on September 5, 2015... Signed to the Broncos' practice squad on September 7, 2015... Signed to the Broncos' active roster on October 17, 2015... Waived by the Broncos on October 19, 2015... Signed to the Broncos' practice squad October 21, 2015... Re-signed with the Broncos on February 10, 2016... Re-signed with the Broncos on April 6, 2017... Traded to the San Francisco 49ers on April 29, 2017... Waived by the 49ers on September 1, 2017... Signed to the Washington Redskins' practice squad on November 24, 2017... Signed to Redskins' active roster on December 12, 2017... Waived by the Redskins on September 1, 2018... Signed to the Washington Redskins' practice squad on September 2, 2018... Signed to Redskins' active roster on September 22, 2018.

YEAR-BY-YEAR

2018 (REDSKINS)

Made season debut after being promoted to the active roster from the practice squad. Rushed twice for three yards in a win vs. GB [9/23]... Recorded four carries for nine yards, including his first career rushing touchdown at NO [10/08]... Caught one pass for six yards, rushed twice for 11 yards and returned his first kickoff of the season for 18 yards in a win vs. CAR [10/14]... Finished with a team high four receptions for 43 yards and one touchdown recording at least one rushing touchdown and one touchdown reception in the same season for the first time in his career in a win vs. DAL [10/21]... Returned one kickoff for 20 yards and registered one solo tackle on special teams in a win at NYG [10/28]... Rushed three times for 20 yards and a touchdown, caught one pass for 15 yards and returned one kickoff for 19 yards vs. ATL [11/04]... Caught two passes for 13 yards and rushed three times for 28 yards in a win at TB [11/11]... Caught two passes for six yards vs. HOU [11/18]... Rushed three times for 17 yards and a touchdown and caught three passes for 19 yards at DAL [11/22]... Contributed on offense and special teams at PHI [12/03]... Inactive vs. NYG [12/09]...

2017 (BRONCOS/49ERS/REDSKINS)

Re-signed with the Broncos in April but was traded to the 49ers three weeks later... Waived by the Broncos during final cuts... Signed to the Redskins' practice squad in Week 13 and was promoted to the active roster two weeks later... Appeared in three games for Washington, rushing 21 times for 79 yards and catching 14 passes for 128 yards with one receiving touchdown... Made Redskins debut in a win vs. ARI [12/17], rushing twice for six yards and catching four passes for 47 yards including a 36-yard touchdown... Rushed seven times for 26 yards and caught two passes for 28 yards in a win vs. DEN [12/24]... Recorded career highs in rushing attempts (12) and receptions (eight) at NYG [12/31], recording 100 combined yards from scrimmage (47 rushing, 53 receiving).

2016 (BRONCOS)

Saw action in 12 games and totaled 29 carries for 129 yards while adding two receptions for 75 yards and one touch-

down... Recorded his first career touchdown reception at OAK [11/6], hauling in a 69-yard touchdown pass from Trevor Siemian... Placed on Reserve/Injured list on Dec. 5 with an ankle injury.

2015 (BRONCOS)

Spent five weeks on the Broncos' practice squad before being promoted to the team's active roster on Oct. 17... Made his NFL debut at CLE [10/18]. Recorded a 15-yard kickoff return... Waived by Denver on Oct. 19 and he spent the remainder of the season on the Broncos' practice squad.

2014 (BRONCOS)

Spent the first seven weeks of the season on the Broncos practice squad before being promoted to the active roster on Oct. 20... Was inactive for four games and waived on Nov. 22... Re-signed to the practice squad on Nov. 26 and spent the remaining five weeks of the season on the unit.

COLLEGE

Played one season at Colorado State in 2013 after spending two years in the junior college ranks... Appeared in all 14 games as a junior in 2013 and was named first-team All-Mountain West... Broke Colorado State single-season school records for rushing yards (1,741), rushing touchdowns (31), total touchdowns (31) and points (186)... Spent Fall 2012 taking classes at Front Range Community College in Ft. Collins, Colo., before transferring to CSU... In 2011, played one season at Snow College in Ephraim, Utah, where he appeared in 11 games and totaled 425 yards and six touchdowns on 74 attempts.

PERSONAL

Native of Harvey, Ill., who attended Plainfield (Ill.) North H.S., where he set 26 school records, was a two-time Prairie League MVP and earned Chicago Offensive Player of the Year honors from ESPNChicago.com as a senior... Rushed for 2,654 yards and 38 touchdowns on 300 attempts in his final prep season... Two-time all-state selection who accounted for 42 total touchdowns... Son of Keith Bibbs and Stacey Griffin... Majored in criminal justice... Full name: Kapri Lashaw Bibbs... Born Jan. 10, 1993.

YEAR-BY-YEAR STATS

RUSHING

Year	Team	GP	GS	Att	Yds	Avg	Lg	TD
2015	Den	1	0	0	0	0	0	0
2016	Den	12	0	29	129	4.4	24	0
2017	Was	3	0	21	79	3.8	16	0
2018	Was	10	0	20	101	5.1	15	3
Career		26	0	70	309	4.4	24	3

RECEIVING

Year	Team	GP	GS	Rec	Yds	Avg	Lg	TD
2015	Den	1	0	0	0	0	0	0
2016	Den	12	0	2	75	37.5	69t	1
2017	Was	4	0	14	128	9.1	36t	1
2018	Was	10	0	13	102	7.8	23t	1
Career		26	0	29	305	10.5	69t	3

KICK RETURN

Year	Team	KR	Yds	Avg	Lg	TD
2015	Den	1	15	15.0	15	0
2016	Den	4	79	19.8	26	0
2017	Was	2	17	8.5	17	0
2018	Was	3	56	19.0	20	0
Career		10	168	16.8	26	0

69

LUKE BOWANKO

G**6-6 // 305****5th NFL Season // Virginia****DOB: June 12, 1991 // Centreville (Va.) H.S.**

TRANSACTIONS

Originally selected by the Jacksonville Jaguars in the sixth round (205th overall) of the 2014 NFL Draft... Traded to the Baltimore Ravens on September 2, 2017... Signed by the New England Patriots on April 4, 2018... Released by the New England Patriots on September 1, 2018... Signed with the Washington Redskins on November 5, 2018.

PRO

Joined the Redskins in Week 10 of the 2018 season...enters Washington having played in 39 games between Jacksonville and Baltimore from 2014-2017.

YEAR-BY-YEAR

2018 [REDSKINS]

Made Redskins debut and contributed on special teams in a win at TB [11/11]... Active but did not play vs. HOU [11/18]... Contributed on special teams at DAL [11/22]... Contributed on offense at PHI [12/03]... Contributed on offense and special teams vs. NYG [12/09]... Started at right guard at JAX [12/16]... Started at left guard at TEN [12/22]... Started at left guard vs PHI [12/30]...

2017 [RAVENS]

Made Ravens debut and contributed on special teams in a win at CIN [9/10]...Played on special teams in a win vs. CLE [9/17]...Contributed on special teams in a loss at JAX [9/24]... Appeared on special teams in a loss vs. PIT [10/1]...Played on offense and special teams in a win at OAK [10/8]...Contributed on special teams in a loss to CHI [10/15]...Appeared on offense and special teams in a loss to MIN [10/22]...Played on offense and special teams in a win vs. MIA [10/26]...Contributed on offense and special teams in a loss at TEN [11/5]... Started at left guard in a win at GB [11/19]...Appeared on offense and special teams in a win vs. HOU [11/27]...Played on special teams in a win vs. DET [12/3]...Contributed on special teams in a loss at PIT [12/10]...Appeared on special teams in a win at CLE [12/17]...Played on special teams in a win vs. IND [12/23]...Contributed on special teams in a loss vs. CIN [12/31].

2016 [JAGUARS]

Placed on Physically Unable to Perform List on August 30. Activated from Physically Unable to Perform List on December 10. Did not play in a loss vs. JAX [12/11]...Inactive in a loss at HOU [12/18]...Contributed on offense and special teams in a loss at JAX [12/24]...Appeared on offense and special teams in a loss at IND [1/1]

2015 [JAGUARS]

Inactive in a loss vs. CAR...Did not play in a win vs. MIA [9/20]...Contributed on special teams in a loss at NE [9/27]... Did not play in a loss at IND [10/4]...Appeared on special teams in a loss at TB [10/11]...Played on special teams in a loss vs. HOU [10/18]...Contributed on special teams in a win vs. BUF [10/25]...Inactive weeks 9-16...Appeared on special teams in a loss at HOU [1/3]

2014 [JAGUARS]

Made his NFL debut and contributed on special teams in a loss at PHI [9/7]...Appeared on offense and special teams in a loss at WAS [9/14]...Started at center in a loss vs. IND

[9/21]...Started at center in a loss at SD [9/28]...Started at center in a loss vs. PIT [10/5]...Started at center in a loss at TEN [10/12]...Started at center in a win vs. CLE [10/19]... Started at center in a loss vs. MIA [10/26]...Started at center in a loss at CIN [11/2]...Started at center in a loss vs. DAL [11/9]...Started at center in a loss at IND [11/23]...Started at center in a win vs. NYG [11/30]...Started at center in a loss vs. HOU [12/7]...Started at center in a loss at BAL [12/14]... Started a center in a win vs. TEN [12/18]...Started at center in a loss at HOU [12/28].

COLLEGE

Played collegiately at the University of Virginia, appearing in 42 games between 2010 and 2013...Bowanko started every single game between his sophomore and senior campaigns playing both guard and center...Named an Allstate AFCA Good Works Team nominee in 2013...was named a 2013 Wuerffel Trophy nominee.

PERSONAL

Attended Centreville H.S. in Clifton, Va, where he started for three seasons... ranked 3 stars by Rivals ... ranked the nation's No. 39 offensive tackle by ESPN and No. 52 by Rivals ... listed as the No. 30 player in Virginia by Rivals, No. 35 by the Roanoke Times and TheSabre.com and 44th by SuperPrep ... second-team all-region and honorable mention Washington Post All-Met as a senior ... also earned all-district honors on both offense and defense.

YEAR-BY-YEAR STATS

GAMES/STARTS

Year	Team	G	GS
2014	Jax	16	14
2015	Jax	5	0
2016	Jax	2	0
2017	Bal	16	1
2018	Was	7	3
Career		47	18

99

CALEB BRANTLEY

DL**6-2 // 307****2nd NFL Season // Florida****DOB: Sep. 2, 1994 // Crescent City (Fla.) H.S.**

TRANSACTIONS

Originally selected by the Cleveland Browns in the sixth round (185th overall) of the 2017 NFL Draft... Released by the Browns on September 1, 2018... Signed with the Washington Redskins on September 3, 2018.

PRO

Joined the Redskins heading into Week 1 of the 2018 season... Enters 2018 having previously appeared in 12 regular season games with one start in 2017... Posted 18 tackles, two sacks and one fumble recovery in 2017.

YEAR-BY-YEAR

2018 (REDSKINS)

Inactive in Weeks 1-6... Made Redskins debut and contributed on special teams in a win vs. DAL [10/21]... Contributed on defense and special teams in a win at NYG [10/28]... Contributed on special teams vs. ATL [11/04]... Inactive in Weeks 10-12... Contributed on defense and special teams at PHI [12/03]... Inactive vs. NYG [12/09]... Contributed on defense and special teams at JAX [12/16]... Contributed on defense and special teams at TEN [12/22]... Contributed on defense and special teams vs PHI [12/30]...Tallied a team high 11 tackles [9 solo] and one tackle for loss vs PHI [12/30]...

2017 (BROWNS)

Appeared in 12 games with one start at DT, posting 18 tackles, two sacks and one fumble recovery... Made NFL debut on DL at IND (9/24)... Earned first career sack vs. CIN [10/1]... Started first career game at DT, logging two solo tackles vs. MIN in London [10/29]... Logged two tackles, one sack and one fumble recovery, his first career, at PIT [12/31].

COLLEGE

Played collegiately at Florida starting 22 of 38 career games in which he played.. Declared for the NFL draft following his redshirt junior season... Led the Gators in tackles for loss (9.5) in 2016, earning AP All-SEC second-team honors... Posted 31 tackles and 2.5 sacks in his last year... Recorded one sack and three tackles in Florida's 30-3 victory over Iowa in the Outback Bowl, his final collegiate game... Started 10 of 13 games in 2015, totaling 28 tackles and 3.0 sacks... Played in all 12 games in 2014, finishing with 21 total tackles, 7.0 tackles for loss, two forced fumbles and a fumble recovery... Redshirted in 2013.

PERSONAL

Attended Crescent City H.S. (Fla.)... Rated the top 2013 defensive tackle during the Rivals 100 Five-Star Challenge... Played in the Under Armour All-American Game... Florida Class 1A All-state first team in 2012... Totaled 94 tackles, five sacks, four forced fumbles and two fumble recoveries as a senior.

YEAR-BY-YEAR STATS

DEFENSE

Year	Team	G	GS	Tack	Solo	Sack	PD	FF	FR
2017	Cle	12	1	18	12	2	0	0	1
2018	WAS	7	0	1	1	0	0	0	0
Career		18	1	19	13	2	0	0	1

*Tackle stats according to STATS, LLC

53

ZACH BROWN

LB**6-1 // 250****7th NFL Season // North Carolina****DOB: Oct. 23, 1989 // Wilde Lake H.S. (Columbia, Md.)**

HONOR ROLL

Pro Bowl selection (2016 season)
 Second-team Associated Press All-Pro (2016)

TRANSACTIONS

Originally selected by the Tennessee Titans in the second round (52nd overall) of the 2012 NFL Draft... Signed with the Buffalo Bills as an unrestricted free agent on April 4, 2016... Signed with the Washington Redskins as an unrestricted free agent on April 3, 2017... Re-signed with the Redskins on March 15, 2018.

PRO

Joined the Redskins as an unrestricted free agent in the 2017 offseason following a breakout Pro Bowl season in the Buffalo in 2016... Enters 2018 having previously appeared in 78 career regular season games with 62 starts for Tennessee (2012-15), Buffalo (2016) and Washington (2017), compiling 535 career tackles (375 solo), 19 passes defended, 16.5 sacks, seven interceptions (including two returned for touchdowns), four forced fumbles and three fumble recoveries.

YEAR-BY-YEAR

2018 (REDSKINS)

Tied for a team high in tackles with five in a win at ARI (9/9)... Registered 10 tackles [four solo] and one tackle for loss vs. IND (9/16)... Added six tackles [three solo] in a win vs. GB (9/23)... Tallied six tackles [four solo] at NO [10/08]... Recorded six tackles [five solo] including one tackle for loss in a win vs. CAR [10/14]... Tied a team high with nine tackles [eight solo], one tackle for loss and one quarterback hit in a win vs. DAL [10/21]... Registered six tackles [three solo] and one pass defended in a win at NYG [10/28]... Tallied three solo tackles and one tackle for loss vs. ATL [11/04]... Recorded nine tackles [seven solo], two tackles for losses and one forced fumble in a win at TB [11/11]... Tallied eight tackles [three solo] vs. HOU [11/18]... Notched five tackles [three solo] at DAL [11/22]... Tied a team high nine tackles [8 solo], two tackles for a loss and a forced fumble at PHI [12/03]... Recorded two tackles [one solo] vs. NYG [12/09]... Notched his first sack of the season and four total tackles at JAX [12/16]... Added two solo tackles at TEN [12/22]... Tallied a team high 11 tackles [9 solo] and one tackle for loss vs PHI [12/30]...

2017 (REDSKINS)

Started all 13 games in which he played, posting a team-high 127 tackles (84 solo), 2.5 sacks and two passes defended... Led the NFL in tackles at the time of his season-ending injury and still held the league lead a week after missing his first game... Despite playing only 13 games, finished ninth in the NFL in tackles, the highest ranking by a member of the Redskins since London Fletcher tied for seventh in 2012... Made Redskins debut vs. PHI (9/10), adding a team-high 12 tackles (seven solo, two for loss)... Led Redskins with 10 tackles (eight solo) in a win at LAR (9/17)... Posted a team-high 10 tackles (five solo, one for loss) in a win vs. OAK (9/24)... Led Redskins with nine tackles (five solo) at KC (10/2)... Tied for the team lead with eight tackles (six solo) in a win vs. SF (10/15)... Registered a game-high 13 tackles

(10 solo) with 1.5 sacks at PHI (10/23)... Led all players with 12 tackles (eight solo) vs. DAL (10/29)... Recorded a team-best 11 tackles (eight solo) including a sack and three hits of quarterback Russell Wilson in a win at SEA (11/5)... Led Redskins with 10 tackles (five solo) vs. MIN (11/12)... Registered five solo tackles and a pass defended vs. NO (11/19)... Tied for team lead with nine tackles (six solo) and added a pass defended in a Thanksgiving night win vs. NYG (11/23)... Had a team-high seven tackles (six solo) at DAL [11/30]... Recorded 10 tackles (five solo) at LAC [12/10]... Led NFL in tackles prior to being inactive with multiple injuries in Weeks 15-17.

2016 (BILLS)

Started all 16 games and led the AFC with 149 tackles (97 solo), second-most in the NFL. Also contributed 4.0 sacks, four passes defended, two forced fumbles and an interception en route to earning his first career Pro Bowl selection... Made Bills debut at BAL (9/11), tying for the team lead with eight tackles (four solo)... Made a then-career-high 14 tackles, [eight solo] vs. NYJ (9/15)... Led Bills with 12 tackles (10 solo) vs. ARI (9/25)... Recorded a career-high 17 tackles (13 solo), two forced fumbles and one sack at NE (10/2), earning AFC Defensive Player of the Week... Added another sack vs. SF (10/16)... Made a team-high 11 tackles (seven solo) including a sack vs NE (10/30)... Made 12 tackles [eight solo] at CIN (11/20), passing the 100-tackle mark for the first time in his career... Recorded his first interception as a Bill vs. PIT (12/11), picking off Ben Roethlisberger... Registered seven tackles [six solo], a sack and a pass defended vs. CLE (12/18)... Posted his sixth 10-stop performance of the year in the finale at NYJ [1/1], posting 11 tackles (four solo) and a pass defended.

2015 (TITANS)

Played in all 16 games with five starts at inside linebacker. Ranked fourth on the team with 77 tackles, according to STATS... Tied for team lead with two interceptions... Notched his first interception of the season in Week 3 vs. IND (9/27), returning a pick of Andrew Luck 45 yards... Posted a season-high 12 tackles [eight solo] vs. MIA (10/18)... Made his second interception of the season at JAX (11/19), picking off Blake Bortles.

2014 (TITANS)

Started the season opener at linebacker before suffering a season-ending injury after just four plays... Was inactive for one additional contest before being placed on the Reserve/Injured list on Sept. 16.

2013 (TITANS)

Played in all 16 games with 13 starts and ranked second on the team with 90 tackles, according to STATS... Tied for third on the team with four sacks. Also collected an interception, five passes defended, a forced fumble and a fumble recovery... Recorded two sacks in the season opener at PIT (9/8), also adding a pass defended... Notched a season-high 12 tackles [11 solo] in an overtime contest at HOU (9/15) a week later... Added third sack of the season and forced his first fumble of the year vs. NYJ (9/29)... Picked off Matt McGloin at OAK (11/24)... Pushed his season sack total to 4.0 with a sack of Andrew Luck at IND (12/1).

2012 (TITANS)

Appeared in all 16 games with 13 starts as a rookie. Finished

the season credited by STATS with 92 tackles... Ranked fourth on the team with 5.5 sacks and finished third on the squad with three interceptions, including two returned for touchdowns... Also added six passes defended, two fumble recoveries and a forced fumble... Made NFL debut vs. NE (9/9)... Recorded first NFL start at SD (9/16), posting his first career 10-tackle game (10 tackles, six solo), forcing his first fumble and notching his first sack... Added another 10-tackle performance vs. CHI (11/4) in addition to recovering a fumble... Made his first career interception at MIA (11/11), returning an interception of Ryan Tannehill 47 yards... Posted 1.5 sacks among his 10 tackles (eight solo) at JAX (11/25)... Recorded his first career multi-sack game vs. NYJ (12/17), bringing down Tim Tebow once and Mark Sanchez once in addition to sealing the victory by recovering a Sanchez fumble... Tied an NFL record in the season finale vs. JAX (12/30) by returning two interceptions for touchdowns, becoming the 31st player in league history to accomplish the feat. Returned a Chad Henne pass 79 yards for a score in the second quarter and returned a Henne pass 30 yards in the third quarter for another. Also added an eight-yard sack of Henne in the contest.

COLLEGE

Played collegiately at North Carolina, starting 23 of the 47 games in which he appeared for the Tar Heels... Opened 11 career games at weakside linebacker and 12 starts at the strongside spot... Recorded 230 career tackles (19 for loss), seven interceptions, 5.5 sacks, four passes defended, three forced fumbles and a fumble recovery... Registered a 70-yard interception return against Virginia in 2010, ranked as the 11th-longest interception runback in school history.

PERSONAL

Attended Wilde Lake H.S. in Columbia, Md., where he was an All-Howard County selection as a senior. Rushed for 1,537 yards and 20 touchdowns that season in addition to collecting more than 90 solo tackles... Attended Hargrave (Chatham, Va.) Military Academy prior to enrolling at UNC... Also starred in wrestling and track at Wilde Lake. Posted a 29-0 wrestling record, recording 17 pins and five technical falls... Captured Maryland Class 3-A title in the 100-meter dash (10.67 seconds) and 200-meter dash (21.52), becoming the first player in school history to win a state title in track... Full name: Zachary Vinzale Brown. Son of Lewis Brown and Sandra Orr... Native of Estill, S.C. who was born Oct. 23, 1989 in Beaufort, S.C.

YEAR-BY-YEAR STATS

DEFENSE

Year	Team	G	GS	Tack	Solo	Sack	INT	PD
2012	Ten	16	14	92	68	5.5	3	5
2013	Ten	16	13	90	71	4	1	5
2014	Ten	1	1	0	0	0	0	0
2015	Ten	16	5	77	55	0.5	2	3
2016	Buf	16	16	149	97	4	1	4
2017	Was	13	13	127	84	2.5	0	2
2018	Was	16	12	96	69	1.0	0	1
Career		94	74	631	444	17.5	7	20


CAREER HIGHS

SINGLE-GAME

Total Tackles:	17, at New England (10/2/16)
Solo Tackles:	12, at New England (10/2/16)
Interceptions:	2, vs. Jacksonville (12/30/12)
Interception TD:	2, vs. Jacksonville (12/30/12)
Passes Defended:	3, vs. Jacksonville (12/30/12)
Forced Fumbles:	2, at New England (10/2/16)
Fumble Recoveries:	1, three times, last vs. Houston (12/29/13)

JEHU CHESSON

16



WR

6-2 // 204

2nd NFL Season // Michigan

TRANSACTIONS

Originally selected by the Kansas City in the fourth round (139th overall) of the 2017 NFL Draft... Waived by the Chiefs on September 1, 2018... Signed to the Washington Redskins' practice squad on September 5, 2018... Signed to the Redskins' active roster on September 12, 2018... Waived by the Redskins on September 17, 2018... Signed to the Redskins' practice squad on September 18, 2018... Signed to the Redskins' active roster on October 18, 2015...

PRO

Enters 2018 having previously appeared in 12 career games with one start, recording 2 receptions for 18 yards (9.0) with in his first three NFL seasons. Also enters 2018 having returned three kickoffs for 65 yards (21.7 avg.)...

YEAR-BY-YEAR

2018 (REDSKINS)

Promoted from the practice squad and made Redskins debut in Week 2 contributing on offense and defense vs. IND (9/16)... Returned to practice squad and was promoted to the active roster in Week 7 and contributed on special teams in win vs. DAL (10/21)... Added one solo tackle on special teams in a win at NYG (10/28)... Assisted on a tackle on special teams vs. ATL (11/04)... Contributed on offense and special teams in a win at TB (11/11)... Contributed on teams vs. HOU (11/18)... Contributed on offense and special teams at DAL (11/22)... Assisted on a tackle on special teams at PHI (12/03)... Notched his first career rushing attempt vs. NYG (12/09)... Contributed on offense and special teams vs. JAX (12/16)... Contributed on special teams at TEN (12/22)... Contributed on offense and special teams vs PHI (12/30)...

2017 (CHIEFS)

Played in 12 games with one start and finished the season with two receptions, both for first downs, for 18 yards (9.0) and tallied 15 yards after catch averaging 7.5 yards per reception... Made NFL career debut in win at NE (9/7)... Made appearances on offense and special teams in Week 6-8... Registered first career kickoff return for 20 yards vs. OAK (10/19)... Recorded first career reception for 10 yards vs. DAL (11/5)... Played on offense and defense in Weeks 11-16... Made first career start and recorded one reception for eight yards and two kickoff returns for 45 yards (22.5 avg.) in win at DEN (12/31)...

YEAR-BY-YEAR STATS

RECEIVING

Year	Team	GP	GS	Rec	Yds	Avg	Lg	TD
2017	KC	12	1	2	18	9.0	10	0
2018	Was	12	0	1	7	7.0	7	0
Career		24	1	3	25	8.3	10	0

KICK RETURN

Year	Team	KR	Yds	Avg	Lg	TD
2017	KC	3	65	21.7	26	0
2018	Was	0	0	0.0	0	0
Career		3	65	21.7	26	0

20

HA HA CLINTON-DIX

S**6-1 // 208**
5th NFL Season // Alabama**DOB: December 21, 1992 // Dr. Phillips (Fla.) H.S.**

HONOR ROLL

The Associated Press Second Team All Pro (2016)
Pro Bowl Selection (2016)
PFWA All Rookie Team (2014)

TRANSACTIONS

Originally selected by the Green Bay Packers in the first round (21st overall) of the 2014 NFL Draft... Exercised fifth-year option by the Packers on May 1, 2017... Traded to the Washington Redskins on October 30, 2018.

PRO

Joined the Redskins via a trade in 2018... Enters 2018 having appeared in 64 regular season games [58 starts] and seven postseason games [all starts] with the Green Bay Packers... Credited by STATS with 346 tackles [270 solo], 22 passes defended, 11 interceptions, six quarterback hits, seven tackle for losses, 4.5 sacks, two forced fumbles and one fumble recovery entering the 2018 season.

YEAR-BY-YEAR

2018 (REDSKINS/PACKERS)

Recorded seven solo tackles in a win vs. CHI [09/09]... Added three solo tackles, one interception and one pass defended in a tie vs. MIN [09/16]... Tallied five tackles [two solo], one interception and one pass defended at WAS [09/23]... Contributed three solo tackles, one interception and one pass defended in a win vs. BUF [09/30]... Registered two solo tackles and a sack for a loss of five yards at DET [10/07]... Notched three solo tackles, a quarterback hit and a forced fumble in a win vs. SF [10/15]... Added four solo tackles at LAR [10/28]... Acquired by the Washington Redskins via a trade on October 30, 2018... Made Redskins debut and tied a team high seven tackles [five solo] vs. ATL [11/04]... Recorded eight solo tackles, one pass defended and one fumble recovery in a win at TB [11/11]... Recorded a team high 13 tackles [11 solo] and one forced fumble vs. HOU [11/18]... Added four tackles [three solo] at DAL [11/22]... Recorded seven solo tackles at PHI [12/03]... Tallied seven tackles [five solo] and a pass defended vs. NYG [12/09]... Notched five tackles and a pass defended at JAX [12/16]... Registered eight tackles [seven solo] at TEN [12/22]... Recorded six tackles [four solo] vs PHI [12/30]...

2017 (PACKERS)

Started all 16 games, one of only two defensive players (LB Blake Martinez) to open every game for the Packers... Registered 86 tackles (70 solo), two tackles for a loss, three interceptions and 10 passes defended and led the secondary in tackles... Posted a team-high six tackles (five solo) at ATL (9/17)... Finished with eight tackles (all solo), a tackle for a loss and an interception. In the second quarter, posted his first interception of the season when he picked off a QB Mike Glennon pass and returned it 3 yards vs. CHI (9/28)... Recorded eight tackles (five solo), including a tackle for a loss, and a pass defended vs. New Orleans (10/22)... Registered five tackles (all solo), an interception and two passes defended vs. BAL (11/19)... Led the team with 12 tackles (six solo) as he matched his career high. Part of a secondary that limited WRs Mike Evans and DeSean Jackson to a combined four receptions for 57 yards vs. Tampa Bay (12/3)... Tied for

the team lead with seven tackles (all solo) and added an interception at CLE (12/10)... Posted four tackles (all solo) and a pass defended vs. MIN (10/23):

2016 (PACKERS)

Started all 16 games at FS and was No. 2 on the team with 83 tackles (71 solo)... Was named to his first career Pro Bowl, becoming the first Green Bay safety to be selected since Collins in 2010... Was named second team All-Pro by AP and earned All-NFC honors from the PFWA... Led the team and was tied for the lead among NFL safeties (Giants S Landon Collins) with a career-high five interceptions (tied for No. 5 in the NFL)... Was tied for the NFL lead with a pair of two-INT games... All five of his INTs came from Week 9 on, the most in the NFL over that span... Added four tackles for a loss, a half-sack, a QB pressure, a forced fumble and nine passes defended... Also made three tackles on special teams... Started all three postseason games and led the team in tackles (18) and passes defended (four)... Added a tackle on special teams... Recorded five tackles (four solo), a forced fumble and a pass defended at JAX (9/11)... Registered a team-high nine tackles (all solo), including a tackle for a loss vs. DAL (10/16)... Tallied a career-high two interceptions, four tackles (two solo), a half-sack and a QB pressure. . Joined CB Al Harris (vs. New Orleans, Oct. 9, 2005) as the only Packers since 1993 to record two INTs in the first quarter of a game and added a tackle on special teams vs. IND (11/6)... Posted three tackles (all solo) and an interception at PHI (11/28)... Matched his career high with two interceptions as he became the first Packer since Woodson in 2011 to post a pair of two-INT games in a season. Both picks led to TDs and added five tackles (four solo). Was named NFC Defensive Player of the Week for his performance, the first Packers DB to win the award since Woodson in 2010 (Week 4) at CHI (12/18)... Recorded six tackles (four solo) and two passes defended. Was part of a secondary that helped limit WRs Odell Beckham Jr., Victor Cruz and Sterling Shepard to a combined 11 catches for 121 yards (11.0 avg.) in win vs. NYG (1/8 - NFC Wild Card)... Posted a team-high six tackles (all solo) in loss at DAL (1/15 - NFC Divisional)

2015 (PACKERS)

Started all 16 games at FS and led the team with a career-high 117 tackles (97 solo), three sacks, two interceptions, a forced fumble and four passes defended. His three sacks were the most by a Green Bay safety in a season since 200. Played a team-high 1,048 defensive snaps (99.7 percent) during the regular and postseason. Also started both postseason games and registered eight tackles (six solo), an interception and four passes defended... Added a tackle on special teams in the playoffs... Led the defense with nine tackles (seven solo) and helped limit RB Marshawn Lynch to just 41 yards on 15 carries (2.7 avg.) vs. SEA (9/20)... Led the team in tackles for the third straight game with eight stops (seven solo) at San Francisco (10/4)... Recorded nine tackles (eight solo) and registered the second INT of his career vs. STL (10/11)... Finished second on the team with nine tackles (all solo) and a pass defended. Registered his first career forced fumble vs. SD (10/18)... Led the team with a career-high 12 tackles (career-best 11 solo), including a tackle for a loss, and added an INT late in the third quarter vs. DET (11/15)... Tied for the team lead with 10 tackles (nine solo), and added a sack for a 10-yard loss at MIN (11/22)... Recorded seven tackles (all solo) and posted his second sack in three At DET (12/3)... Registered six tackles (five solo) and his third sack of the season vs. MIN (1/3)... Recorded four tackles (two solo) and

two passes defended at Washington (1/10 - NFC Wild Card)... Recorded four tackles (all solo), an INT and two passes defended in loss at Arizona (1/16 - NFC Divisional)

2014 (PACKERS)

Played in all 16 games with 10 starts (nine at FS, one at SS), the most starts by a Green Bay rookie safety since 2005 (Nick Collins). Was named to the PFWA's All-Rookie team. Ranked No. 2 on the team with 95 tackles (73 solo). Added a sack, an interception, 11 passes defended (tied for No. 4 on the team), two QB hits and three pressures. Posted three tackles and a fumble recovery on special teams. Started both postseason contests, tying for second on the team with 13 tackles (11 solo) and leading the team with two interceptions and three passes defended... Made his Packer and NFL debut while becoming the first Packer (since 1982) to register a sack and a fumble recovery in his NFL debut. In addition, finished the game with six tackles (four solo) and a pass defended at SEA (9/4)... Posted the first interception of his NFL career, picking off a Matt Stafford pass late in the first quarter. With the INT, he became the first Green Bay rookie defensive back (since 1982) to register an interception, a sack and a fumble recovery in his first three NFL games. Added two tackles (one solo) and an additional pass defended at DET (9/21)... Started his first NFL game, opening up at FS. Led the team for the second straight game with nine tackles (eight solo). Added a tackle on special teams ... vs. CAR (10/19)... Opened at SS in place of an injured Morgan Burnett (calf) and led the secondary with eight tackles (four solo) at New Orleans (10/26)... Finished second on the team with eight tackles (all solo) and added two passes defended (tied for the team lead) at MIN (11/23)... Registered seven tackles (five solo) and a team-leading and career-high three passes defended vs. NE (11/30)... Tied for the team lead with six tackles (five solo) vs. DAL (1/11 - NFC Divisional)... Started and played 69 of 70 snaps. Registered seven tackles (six solo), two interceptions and three passes defended. Became just the third rookie (Joe Laws, Sam Shields) and the sixth player in team history to record two interceptions in a postseason loss at SEA (1/18 - NFC Championship):

YEAR-BY-YEAR STATS

DEFENSE

Year	Team	G	GS	Tack	Solo	Sack	INT	PD
2014	GB	16	10	89	62	1	1	6
2015	GB	16	16	99	82	3	2	3
2016	GB	16	16	79	61	0.5	5	7
2017	GB	16	16	79	65	0	3	6
2018	GB/Was	16	16	92	79	1	3	6
Career		79	73	438	349	5.5	14	27

*Tackle stats according to STATS, LLC

ADDITIONAL

FF-FR: 0-1 in 2014, 1-0 in 2015, 1-0 in 2016, 2-1 in 2018

POSTSEASON

Year	Team	G	GS	Tack	Solo	Sack	INT	PD
2014	GB	2	2	11	8	0	2	3
2015	GB	2	2	8	5	0	1	4
2016	GB	3	3	11	11	0	0	4
Career		7	7	30	24	0	3	11

CAREER HIGHS

SINGLE-GAME

Total Tackles:	13, two times, last vs. Houston (11/18/18)
Solo Tackles:	11, vs. Houston (11/18/18)
Interceptions:	2, two times, last at Chicago (12/18/16)
Passes Defended:	2, two times, last at Chicago (12/18/16)
Forced Fumbles:	1, three times, last vs. San Francisco (10/15/18)
Fumble Recoveries:	1 at Seattle (9/4/14)

JONATHAN COOPER

72



OL

6-2 // 308

5th NFL Season // North Carolina

TRANSACTIONS

Originally selected by the Arizona Cardinals in the first round (7th overall) of the 2013 NFL Draft... Traded to the New England Patriots on March 15, 2016... Waived by the New England Patriots on October 8, 2016... Claimed on waivers by the Cleveland Browns on October 10, 2016...Waived by the Cleveland Browns on December 27, 2016...Signed by the Dallas Cowboys on January 4, 2017...Signed by the San Francisco 49ers on March 20, 2018...Waived by the San Francisco 49ers on September 1, 2018...Signed with the Washington Redskins on November 5, 2018.

PRO

Joined the Redskins in Week 10 of the 2018 season...enters Washington having played in 45 games between Arizona, Cleveland and Dallas from 2014-2017.

YEAR-BY-YEAR

2018 (REDSKINS)

Made Redskins debut and started at left guard in a win at TB [11/11]... Started at left guard vs. HOU [11/18]... Started at left guard at DAL [11/22]... Started at left guard at PHI [12/03]... Placed on injured reserve

2017 (COWBOYS)

Inactive Weeks 1-3...Made Cowboys debut and started at left guard in a loss vs. LAR [10/1]...Started at left guard in a loss vs. GB [10/8]...Started at left guard in a win vs. SF [10/22]... Started at left guard in a win at WAS [10/29]...Started at left guard in a win vs. KC [11/5]...Stated at left guard in a loss at ATL [11/12]...Started at left guard in a loss vs. PHI [11/19]... Started at left guard in a loss vs. LAC [11/23]...Started at left guard in a win vs. WAS [11/30]...Started at left guard in a win at NYG [12/10]...Started at left guard in a win at OAK [12/17]... Started at left guard in a loss vs. SEA [12/24]...Started at left guard in a win at PHI [12/31].

2016 (PATRIOTS/BROWNS/COWBOYS)

Inactive Weeks 1-4...Waived by the Patriots on October 9, 2016...Claimed by the Browns on October 10, 2016...Made Browns debut and contributed on special teams in a loss at TEN [10/16]...Contributed on special teams in a loss at CIN [10/23]...Inactive Weeks 8-13...Started at right guard in a loss vs. CIN [12/11]...Started at right guard in a loss at BUF [12/18]...Started at right guard in a win vs. SD [12/24]... Waived by the Browns on December 27, 2016...Signed by Dallas on January 4, 2017...Inactive in NFC Divisional Playoff loss vs. GB [1/15]

2015 (CARDINALS)

Started at right guard in a win vs. NO [9/13]...Started at right guard in a win at CHI [9/20]...Started at right guard in a win vs. SF [9/27]...Started at right guard in a loss vs. STL [10/4]... Started at right guard in a win at DET [10/11]...Started at right guard in a loss at PIT [10/18]...Started at right guard in a win vs. BAL [10/26]...Started at right guard in a win at CLE [11/1]...Started at right guard in a win at SEA [11/15]...Inactive Weeks 11-12...Contributed on offense and special teams in a win at STL [12/6]...Contributed on special teams in a win vs. MIN [12/10]...Contributed on special teams in a win at PHI [12/20]...Contributed on offense and special teams in a win vs. GB [12/27]...Contributed on special teams in a loss vs. SEA [1/3]...Made his postseason debut and contributed on

special teams in a NFC Divisional Playoff win vs. GB [1/16]... Contributed on special teams in an NFC Championship Game loss at CAR [1/24].

2014 (CARDINALS)

Made his NFL debut on offense and special teams in a win vs. SD [9/8]...Contributed on offense in a win at NYG [9/14]...Did Not Play in Weeks 3-7...Contributed on offense in a win vs. PHI [10/26]...Contributed on special teams in a win at DAL [11/2]...Contributed on special teams in a win vs. STL [11/9]...Contributed on special teams in a win vs. DET [11/16]...Contributed on offense and special teams in a loss at SEA [11/23]...Contributed on offense and special teams in a loss at ATL [11/30]...Made his first career start at left guard in a win vs. KC [12/7]...Started at left guard in a win at STL [12/11]...Inactive Weeks 16-17 and NFC Wild Card Game.

2013 (CARDINALS)

Suffered a fractured left fibula in week three of the preseason and was placed on the Reserve/Injured List.

COLLEGE

Played collegiately at the University of North Carolina, appearing in 49 games between 2009 and 2012...Coopers started every single game between his sophomore and senior campaigns playing left guard...Named a 2012 Consensus All-American, a 2012 Outland Trophy Finalist, a 2012 First-Team All-ACC selection, the 2012 ACC Jacobs Blocking Trophy Winner, a 2012 Mid-Season All-American selection by ESPN, Sporting News and SI.com a 2011 and 2010 Second-Team All-ACC selection.

PERSONAL

Attended John T. Hoggard H.S. in Wilmington, N.C...Played offensive guard and defensive end...Also was a standout wrestler and competed in track and field...Ranked the 8th best player in North Carolina and the 21st offensive guard in the country by Rivals.com...Helped Hoggard H.S. win the state 4-A championship as a senior...Ranked as the 14th best player in North Carolina by SuperPrep...Son of Velma and Michael Cooper...Has four siblings, Gina, Michael, Jasmine and Joshua.

YEAR-BY-YEAR STATS

GAMES/STARTS

Year	Team	G	GS
2014	Ari	10	2
2015	Ari	14	9
2016	Cle	5	3
2017	Dal	13	13
2018	Was	4	4
Career		46	31

JAMISON CROWDER

80



WR

5-9 // 177

4th NFL Season // Duke

DOB: June 17, 1993 // Monroe (N.C.) H.S.

TRANSACTIONS

Originally selected by the Washington Redskins in the fourth round (105th overall) of the 2015 NFL Draft.

PRO

Enters 2018 having previously appeared in 47 career games with 21 starts, recording 192 receptions for 2,240 yards with 12 receiving touchdowns in his first three NFL seasons. Also enters 2018 having returned 84 career punts for 657 yards (7.8 avg.) and a touchdown... His 192 catches from 2015-167 were the second-most by any member of the Redskins in the first three seasons of an NFL career (Gary Clark, 202)... Franchise record holder for receptions by a rookie (59 in 2015).

YEAR-BY-YEAR

2018 (REDSKINS)

Gained 32 yards on three receptions in win at ARI (9/9)... Recorded a career high in rushing yards in a game with 29 yards on two attempts (14.5 avg.) and caught two passes for eight yards vs. IND (9/16)... With his third reception of the game became the 19th player in Redskins history to record 200 career catches with the team. Finished the game four catches for 39 yards including his first touchdown of the season, a nine-yard touchdown, in a win vs. GB (9/23)... Gained 55 yards on four receptions at NO (10/08)... Inactive in Weeks 6-12... Finished with four receptions for 36 yards in his first game since Week 5 of the 2018 season at PHI (12/03)... Tallied two catches for 87 yards and a career long 79 yard touchdown receptions vs. NYG (12/09)... Recorded four catches for 46 yards at JAX (12/16)... Recorded five receptions for 78 yards (15.6 avg) at TEN (12/22)... Gained 7 yards on one reception vs PHI (12/30)...

2017 (REDSKINS)

Played in 15 games with six starts, leading the Redskins in receptions (66) and receiving yards (789) and recorded three receiving touchdowns. At age 24 on the final day of the calendar year, became the youngest player to lead the Redskins in receptions since Gary Clark (24) in 1986, according to records provided by Pro Football Reference... Gained 14 yards on three receptions vs. PHI (9/10)... Caught four passes for 47 yards in a win at LAR (9/17)... Gained 52 yards on six receptions in a win vs. OAK (9/24)... Played through a hamstring injury at KC (10/2), catching one pass on the team's desperation lateral play to end the game... Gained 15 yards on three receptions and added a career-long 11-yard run in a win vs. SF (10/15)... Caught two passes for 28 yards and recorded a three-yard rush at PHI (10/23)... Recorded a career-high 123 receiving yards on a career-high-tying nine receptions vs. DAL (10/29). Also rushed twice for 12 yards... Inactive with a hamstring injury at SEA (11/5)... Gained 76 yards on four receptions and added a five-yard rush vs. MIN (11/12)... Recorded a team-high seven receptions for 72 yards at NO (11/19)... Led Redskins with a career-high 141 yards on seven receptions with one receiving touchdown in a Thanksgiving night win vs. NYG (11/23). His 141 receiving yards were the most by a Redskins wide receiver since DeSean Jackson's 153-yard game against the Buffalo Bills in Week 15 of the 2015 season... Gained 67 yards on five receptions at DAL (11/30). Became the first member of the Redskins to post five straight 65-yard receiving games since Pierre Garçon

in Weeks 12-16 of the 2012 season... Caught three passes for 34 yards at LAC (12/10)... Posted team highs in receptions (five) and receiving yards (55) and recorded a five-yard touchdown catch in a win vs. ARI (12/17)... Caught four passes for 47 yards including a 15-yard touchdown in a win vs. DEN (12/24), giving him a touchdown in back-to-back games for the first time since a three-game span in Weeks 8-11 of the 2016 season... Gained 25 yards on three receptions at NYG (12/31) and posted a season-high 46 punt return yards in the game, passing No. 10 Darrell Green (611), No. 9 Andy Farkas (630) and No. 8 Eddie Saenz (643) for eighth on the team's leaderboard for career punt return yards.

2016 (REDSKINS)

Appeared in all 16 games with nine starts, posting career highs in receptions (67), receiving yards (847) and receiving touchdowns (seven, a team high)... Caught six passes for 58 yards vs. PIT (9/12)... Caught a team-high six passes for 39 yards with a touchdown and also recorded a career-long 21-yard punt return vs. DAL (9/18)... Gained 78 yards on four receptions in a win at NYG (9/25), including a career-long 55-yard touchdown reception to give him touchdowns in consecutive games for the first time in his career. Also recorded a career-long 50-yard punt return, the longest punt return by a member of the Redskins since Richard Crawford's 64-yard return on Dec. 9, 2012... Caught two passes for 21 yards in a win vs. CLE (10/2)... Gained 35 yards on three receptions and returned two punts for 89 yards, including a career-long 85-yard return for touchdown in a win at BAL (10/9). Earned NFC Special Teams Player of the Week for his performance, as his punt return for touchdown was the Redskins' first since Oct. 26, 2008 (Santana Moss, 80 yards at Detroit). Snapped a streak of 124 regular season games without a punt return for touchdown for the Redskins, which had been the longest active streak in the NFL. At 23 years and 114 days old, became the youngest member of the Redskins to return a punt for a touchdown since Brian Mitchell (23 years, 35 days) at Cincinnati on Sept. 22, 1991... Caught three passes for 52 yards and recorded his career-high third touchdown reception of the season in a win vs. PHI (10/16)... Recorded season highs with seven receptions for 108 yards at DET (10/23)... Caught a career-high nine receptions for 107 yards with one touchdown in a tie against CIN (10/30) in London. Became the first member of the Redskins with consecutive 100-yard receiving games since DeSean Jackson in Weeks 8-9 of the 2014 season... Recorded four receptions for 37 yards with a touchdown in a win vs. MIN (11/13). With his first catch - a four-yard touchdown reception - he became the sixth member of the Redskins to record 100 receptions across the first two seasons of an NFL career (Gary Clark, Rod Gardner, Art Monk, Charlie Brown and Chris Cooley). He accomplished the feat in his 25th game, becoming the third-fastest in team history to catch 100 passes in the first two seasons of an NFL career (Brown, 21; Clark, 22). Also recorded a career-long seven-yard rushing attempt in the contest... Gained 102 yards on three receptions, including a 44-yard touchdown, in a win vs. GB (11/20). His 34.0-yard average set a career high and was the best by a member of the Redskins with at least three receptions since Matt Jones in Week 10 of the 2015 season (43.7). Helped the Redskins finish with two 100-yard receivers (Pierre Garçon and Jamison Crowder) and a 100-yard rusher (Robert Kelley) in a single game for the first time since Sept. 12, 1999 vs. Dallas (Michael Westbrook, Albert Connell and Stephen Davis)... Gained 88 yards on eight receptions at DAL (11/24)... Caught three passes for 42 yards with a 26-yard touchdown

at ARI (12/4). Became the first member of the Redskins to post seven receiving touchdowns in a season within the first two years of an NFL career since Chris Cooley (seven in 2005)... Caught two passes for 37 yards in a win at PHI (12/11)... Caught four passes for 24 yards vs. CAR (12/19)... Caught one pass for three yards in a win at CHI (12/24)... Gained 16 yards on two receptions and returned five punts for 40 yards vs. NYG (1/1).

2015 (REDSKINS)

Played in all 16 games as a rookie, making six starts. Set Redskins rookie record with 59 receptions on the season, gaining 604 yards with two receiving touchdowns... Also gained 158 yards on 30 punt returns during the year... Made NFL debut vs. MIA (9/13), returning two punts for 23 yards (11.5 avg.), rushing once for two yards and catching a pass for no gain... Caught one pass for seven yards vs. STL (9/20)... Recorded then-career highs in receptions (six) and receiving yards (45) in NYG (9/24)... Posted then-career highs in receptions (seven) and receiving yards (65) vs. PHI (10/4), becoming the first Redskins rookie to lead the team in receiving yards in a game since tight end Jordan Reed in Week 8 of the 2013 season... Earned first career start at ATL (10/11), notching career highs in receptions (eight) and receiving yards (87) for a third straight week... Caught four passes for 40 yards at NYJ (10/18)... Started and gained 48 yards on five receptions in the largest comeback win (24 points) in team history vs. TB (10/25)... Gained 50 yards on a team-high six receptions at NE (11/8)... Recorded his first career touchdown on an 11-yard pass from Kirk Cousins in win vs. NO (11/15). Finished the game with 60 yards on four receptions... Caught one pass for five yards at CAR (11/22)... Caught two passes for 12 yards and also recorded a career-long 16-yard punt return in a win vs. NYG (11/29)... Gained 29 yards on three receptions vs. DAL (12/7)... Caught one pass for 13 yards in a win at CHI (12/13)... Gained 21 yards on three receptions in a win vs. BUF (12/20)... Caught two passes for 13 yards in a division-clinching win at PHI (12/26). Also recorded his second two-point conversion of the season, tying Darnerien McCants (two in 2003) for the most in a single season in team history... Caught five passes for a career-high 109 receiving yards, his first career 100-yard receiving game, in regular season finale at DAL (1/3). Finished season with 59 receptions, passing Art Monk (58 in 1980) for the most by a rookie in team history and the second-most by a member of the Redskins in his first NFL season, trailing Gary Clark (72 in 1985). Recorded his second receiving touchdown of the season in the first quarter, becoming the first Redskins rookie wide receiver with multiple receiving touchdowns in a season since Rod Gardner in 2001... Caught three passes for 15 yards in NFC Wild Card Round vs. GB (1/10).

COLLEGE

Played collegiately at Duke from 2011-14, catching 283 passes for 3,641 receiving yards and 23 receiving touchdowns in 52 games with 40 starts. Also rushed 21 times for 135 yards and one touchdown, returned 44 kickoffs for 930 yards and returned 65 punts for 869 yards and four punt return touchdowns... Amassed 5,575 career all-purpose yards and scored 168 points on 28 touchdowns... Earned first-team All-ACC honors at both receiver and return specialist in 2013 and 2014... Was a six-time ACC Player of the Week selection... Finished career ranking second in Duke history in receiving yards, all-purpose yards, punt return yards, and third in touchdown receptions... Served as team captain as a senior in 2014, starting all 13 games and catching 85 passes for 1,044 yards with six receiving touchdowns and returning 22 punts for 280 yards with two punt return touchdowns... Set an ACC record with 108 receptions in 2013.

PERSONAL

Attended Monroe (N.C.) H.S., where he helped Monroe to a three-year record of 29-10 with three state playoff berths... Rushed for 641 yards and 11 touchdowns as a senior, also catching 41 passes for 790 yards and nine touchdowns in addition to posting four returns for scores... Was a 2010 first-team all-state (1A) choice by NCPreps.com and the Rocky River Conference Offensive Player of the Year... Participated in the 74th annual Shrine Bowl of the Carolinas played in December 2010... Also participated in basketball and track and field. Helped Monroe to a 32-1 record and the 2010 1A state basketball championship... Graduated from Duke in December, 2014 with a degree in sociology while minoring in African and African American studies... Son of Brenda and James Crowder... Born June 17, 1993.

COMMUNITY

In 2016, played alongside fans to benefit children in the second annual Redskins Charity Golf Classic, taught children the importance of exercising for 60 minutes a day at the Redskins Salute to Play 60 event at Joint Base Anacostia Bolling, and helped host Dine to Donate night at Applebee's in Sterling, Va., as part of a five-week campaign to raise money for the holiday season... In 2015, visited active-duty service members and Wounded Warriors at the USO Warrior and Family Center in Bethesda, Md., for the second annual Military Appreciation BBQ... Assembled care packages for domestic violence victims at the Fear 2 Freedom event at Redskins Park... Played alongside fans at the inaugural Redskins Golf Classic... Welcomed 1,100 children into the Redskins locker room at FedExField to meet Santa and take home toys for Christmas at Skins Santa Shoppe... Played interactive games and had lunch with 500 children and teens at the TAPS Good Grief Camp over 2015 Memorial Day weekend.

YEAR-BY-YEAR STATS

RECEIVING

Year	Team	GP	GS	Rec	Yds	Avg	Lg	TD
2015	Was	16	6	59	604	10.2	44	2
2016	Was	16	9	67	847	12.6	55t	7
2017	Was	15	6	66	789	12.0	41	3
2018	Was	9	7	29	388	13.4	79t	2
Career		56	28	221	2628	11.9	79t	14

RUSHING

Year	Team	GP	GS	Att	Yds	Avg	Lg	TD
2015	Was	16	6	2	2	1.0	2	0
2016	Was	16	9	2	-2	-1.0	7	0
2017	Was	15	6	7	34	4.9	11	0
2018	Was	9	7	4	30	7.5	25	0
Career		56	28	15	64	4.3	25	0

PUNT RETURN

Year	Team	PR	Yds	Avg	Lg	TD
2015	Was	30	158	5.3	16	0
2016	Was	27	328	12.1	85t	1
2017	Was	27	171	6.3	29	0
2018	Was	2	20	10.0	11	0
Career		86	677	7.9	85t	1

KICK RETURN

Year	Team	KR	Yds	Avg	Lg	TD
2015	Was	1	13	13.0	13	0
Career		1	13	13.0	13	0

ADDITIONAL

Fumbles-Last: 3-1 in 2015, 2-1 in 2016, 6-3 in 2017

POSTSEASON STATS

RECEIVING

Year	Team	GP	GS	Rec	Yds	Avg	Lg	TD
2015	Was	1	1	3	15	5.0	6	0
Career		1	1	3	15	5.0	6	0

PUNT RETURN

Year	Team	PR	Yds	Avg	Lg	TD
2015	Was	1	5	5.0	5	0
Career		1	5	5.0	5	0

CAREER HIGHS

SINGLE-GAME

Receptions:	9, twice, last vs. Dallas (10/29/17)
Receiving Yards:	141, vs. NY Giants (11/23/17)
Receiving TD:	1, many times, last vs. Denver (12/24/17)
Rushing Attempts:	2, twice, last vs. Indianapolis (9/16/18)
Rushing Yards:	29, vs. Indianapolis (9/16/18)
Punt Returns:	5, twice, last vs. NY Giants (1/1/17)
Punt Return Yards:	89, at Baltimore (10/9/16)
Punt Return TD:	1, at Baltimore (10/9/16)

85

VERNON DAVIS

TE**6-3 // 244****13th NFL Season // Maryland****DOB: Jan. 31, 1984 // Dunbar H.S. (Washington, D.C.)**

HONOR ROLL

Two-time Pro Bowl selection (2009, 2013 seasons)
 Second-team All-Pro (2013)
 NFL Top 100 Players
 >> No. 88 after 2010, 43 after 2011, 38 after 2012, 51 after 2013

TRANSACTIONS

Originally selected by the San Francisco 49ers in the first round (sixth overall) of the 2006 NFL Draft... Re-signed with the 49ers on September 11, 2010... Traded to the Denver Broncos on November 2, 2015... Signed with the Washington Redskins as an unrestricted free agent on March 31, 2016... Re-signed with the Redskins on March 8, 2017.

PRO

Enters 2018 having previously appeared in 180 regular season games with 170 starts from 2006-17... Recorded 548 receptions for 7,072 yards [12.9 avg.] with 60 receiving touchdowns through the conclusion of the 2017 season... Joined the Redskins in 2016 offseason with 11 playoff appearances to his credit with nine starts, recording 27 receptions for 600 yards [22.2 avg.] with seven receiving touchdowns in those contests... Enters 2018 ranked tied for seventh all-time among NFL tight ends with 60 career touchdowns. Is also the only tight end in NFL history to post 13 or more receiving touchdowns in multiple seasons (2009 and 2013)... Departed San Francisco as the franchise's all-time tight end leader in receptions (441), receiving yards (5,640) and touchdowns (55).

YEAR-BY-YEAR

2018 (REDSKINS)

Caught one pass for nine yards in win at ARI [9/9]... Hauled in one pass for seven yards vs. IND [9/16]... Finished with a team high 70 receiving yards from two receptions. His reception of 50 yards was the longest of the season. With the performance moved into 10th all-time in receiving yards among tight ends in Redskins history in win vs. GB [09/23]... Caught two passes for 15 yards at NO [10/08]... Finished with three receptions for 48 yards, including his first touchdown catch of the season. With the score, he recorded 61 touchdown receptions and passed former Redskins great Jerry Smith for seventh on the list of career touchdown receptions by a tight end in NFL history in a win vs. CAR [10/14]... Contributed on offense in a win vs. DAL [10/21]... Caught one pass for 21 yards in a win at NYG [10/28]... Gained 65 yards on five receptions vs. ATL [11/04]... Contributed on offense in a win at TB [11/11]... Contributed on offense vs. HOU [11/18]... Talled two receptions for 73 yards and one touchdown. With his 53-yard touchdown reception, he tied Hall of Famer Shannon Sharpe for sixth on the all-time list of career touchdown receptions by a tight end in NFL history at DAL [11/22]... Caught two passes for 15 yards at PHI [12/03]... Notched four receptions for 31 yards vs. NYG [12/09]... Talled two receptions for 16 yards at JAX [12/16]... Inactive at TEN [12/22]... Inactive week 17 vs PHI [12/30]...

2017 (REDSKINS)

Was one of only six players to start all 16 games with the Redskins, tallying 43 receptions for 648 yards with three

receiving touchdowns... At age 33 on the final day of the calendar year, became the oldest NFL tight end to average at least 15.0 yards per reception (min. 15 receptions) since Pro Football Hall of Famer Jackie Smith (16.5 at age 34) in 1974... Contributed on offense vs. PHI [9/10]... Caught a 13-yard pass in a win at LAR [9/17], moving past Dallas Clark and Frank Wycheck (505 each) for sole possession of 10th on the NFL's list of career receptions by a tight end... Gained 58 yards on five receptions including an 18-yard touchdown in a win vs. OAK [9/24]... Caught two passes for 89 yards at KC [10/2]. On a 69-yard pass from Kirk Cousins, he moved past Heath Miller (6,569) for the 10th-most career receiving yards by a tight end in NFL history. The 69-yard reception was the second-longest of Davis' career, trailing only a 73-yard reception on Jan. 3, 2010, as a member of the San Francisco 49ers... Gained 65 yards on three receptions in a win vs. SF [10/15], including a 51-yard catch and run. Posted a reception of 50 yards or more in back-to-back games for the first time since Weeks 5-6 of the 2013 season as a member of the 49ers... Caught four passes for 67 yards at PHI [10/23]. With a 31-yard reception, recorded a catch of 30 or more yards in a third straight game for the first time since Weeks 11-13 of the 2009 season as a member of the 49ers... Gained 20 yards on two receptions vs. DAL [10/29]... Caught six passes for 72 yards in a win at SEA [11/5]... Recorded a team-high and season-high seven catches vs. MIN [11/12], gaining 76 yards... Gained 67 yards on three receptions at NO [11/19]... Played in a Thanksgiving night win vs. NYG [11/23]... Caught two passes for 15 yards at DAL [11/30]... Gained 26 yards on two receptions, including a 23-yard touchdown at LAC [12/10]. On the touchdown reception, Davis passed Kellen Winslow (541) for the 10th-most career receptions by a tight end in NFL history, accomplishing the feat against the team for whom Winslow played his entire nine-year career... Caught two passes for 18 yards vs. ARI [12/17], becoming the ninth tight end in NFL history to reach 7,000 career receiving yards during the contest... Gained 42 yards on two receptions including a 31-yard touchdown reception in a win vs. DEN [12/24]. Tied former Redskins great Jerry Smith (60) for seventh on the list of career touchdown receptions by a tight end in NFL history... Caught two passes for 20 yards at NYG [12/31]. Passed Jeremy Shockey (547) for ninth-most career receptions by a tight end in NFL history with his second reception of the game.

2016 (REDSKINS)

Played in 16 games with 14 starts in his debut season in Washington, catching 44 passes for 583 yards with two touchdowns... Made Redskins debut vs. PIT [9/12], catching one pass for 20 yards... Gained 51 yards on five receptions vs. DAL [9/18] in his 150th career regular season game... Contributed on offense in a win at NYG [9/25]... Gained eight yards on one reception in a win vs. CLE [10/2]. ... Caught three passes for 15 yards in a win at BAL [10/9]... Caught two passes for 50 yards in a win vs. PHI [10/16], including a 13-yard touchdown reception and a 37-yard gain. The touchdown was his first with Washington and his first since Week 1 of the 2014 season... Set then-season highs with six catches for 79 yards at DET [10/23]. Became the 13th tight end in NFL history to record 6,000 career receiving yards... Contributed five receptions for 93 yards in a tie against CIN [10/30] in London. Passed Jeremy Shockey (6,143) for 12th-most receiving yards by a tight end in NFL history... Caught three passes for 66 yards with a touchdown in a win vs. MIN [11/13]. His 38-yard touchdown was his longest scoring play since a 52-yard touchdown reception in Week 15 of the 2013

season as a member of the 49ers... Contributed in the team's win vs. GB (11/20)... Caught five passes for 68 yards at DAL (11/24)... Started his 150th career regular season game at ARI (12/4), recording five receptions for 47 yards. Passed Steve Jordan (6,307) for 11th-most receiving yards by a tight end in NFL history... Caught one pass in a win at PHI (12/11), tying Steve Jordan (498) for 14th on the NFL's list of career receptions by a tight end... Caught four passes for 23 yards vs. CAR (12/19), becoming the 12th tight end in NFL history to reach 500 career receptions... Caught one pass for 13 yards in a win at CHI (12/24)... Gained 49 yards on two receptions vs. NYG (1/1).

2015 (49ERS/BRONCOS)

Recorded 38 catches for 395 yards (10.4 avg.) in 15 games with nine starts with Denver and San Francisco... Caught 18 passes for 194 yards (10.8 avg.) in his first eight games of the season with the 49ers before being traded to Denver on Nov. 2... Made his Broncos debut at IND (11/8)... Started his first game with the Broncos and led with the team with 68 receiving yards on six catches (11.3 avg.) at CHI (11/22)... Tallied seven catches for 74 yards (10.6 avg.) vs. OAK (12/13)... Played in Denver's AFC Divisional Playoff Game vs. PIT (1/17) and AFC Championship Game vs. NE (1/24)... Started for the Broncos in Super Bowl 50 victory vs. CAR (2/7).

2014 (49ERS)

Started all 14 games in which he played, tallying 26 catches for 245 yards (9.4 avg.) with two touchdowns... Posted season highs in receptions (four), receiving yards (44) and receiving touchdowns (two) in Week 1 win vs. DAL (9/7)... Passed Brent Jones for the most receptions by a tight end in 49ers' franchise history vs. WAS (11/23).

2013 (49ERS)

Selected to second career Pro Bowl after starting all 15 games in which he played plus three postseason contests... Ended the regular season with 52 receptions for 850 yards (16.3 avg.) with 13 touchdowns... Became the only tight end in NFL history to post multiple seasons with 13-plus touchdowns... Named second-team All-Pro... Delivered a career-best receiving game with eight receptions for 180 yards with two touchdowns vs. ARI (10/13)... Posted a touchdown of 60-plus yards in consecutive games in Weeks 5-6 vs. HOU (10/6) and vs. ARI (10/13)... Recorded a career-long streak of consecutive games with a touchdown reception (five) in Weeks 11-15... Held without a touchdown in only four regular season games... Recorded five receptions for 54 yards (10.8 avg.) with two touchdowns in three playoff games, helping the 49ers return to the NFC Championship game for a third straight season.

2012 (49ERS)

Played a key role in helping San Francisco to berth in Super Bowl XLVIII... Finished the regular season with 41 catches for 548 yards (13.4 avg.) with five touchdowns in 16 starts... Caught four of his five touchdowns in the first three weeks of the season, including a two-touchdown performance vs. DET (9/16)... Tallied his 10th career 100-yard outing with five receptions for 106 yards vs. BUF (10/7)... Registered 12 receptions for 254 yards (21.2 avg.) with one touchdown in three postseason games... Posted six receptions for 104 yards (17.3 avg.) in Super Bowl vs. BAL.

2011 (49ERS)

Finished the regular season with 67 catches for 792 yards (11.8 avg.) with six touchdowns in 16 starts... Started two postseason games as the 49ers made an NFC Championship game berth... Notched three consecutive 100-yard receiving games in Week 17 and the first two rounds of the playoffs. Stretch included eight catches for 118 yards at STL

(1/1), seven catches for 180 yards and two touchdowns in NFC Divisional Round vs. NO (1/14), and three receptions for 112 yards with two touchdowns in NFC Championship vs. NYG (1/22)... Posted 10 receptions for 292 yards (29.2) with four touchdowns in two postseason games — a receiving yardage total that was the most by a tight end in their first two postseason games in NFL history according to the Elias Stats Bureau.

2010 (49ERS)

Led San Francisco in receptions (56), receiving yards (914), receiving average (16.3) and touchdowns (seven) during his 16 starts... Recorded season-high eight receptions at SEA (9/12)... Registered a touchdown reception in four straight games across Weeks 4-7... Posted a pair of 100-yard outings vs. PHI (10/10) and at GB (12/5)... Registered 25th career touchdown vs. OAK (10/17).

2009 (49ERS)

Selected to his first career Pro Bowl after posting career bests in receptions, yards and touchdowns... Ranked fifth amongst NFL tight ends with 78 receptions for 965 yards (12.4 avg.) with 13 touchdowns... His 13 receiving touchdowns led all tight ends and tied Larry Fitzgerald and Randy Moss for the most in the NFL that season... Opened all 16 games for a second consecutive season... Notched three 100-yard receiving games and finished with 78 total points... Logged a career-best three touchdowns on seven receptions for 93 yards at HOU (10/25)... Had a touchdown in four straight games in Weeks 11-14... Tied the then-NFL single-season record for touchdown receptions by a tight end at STL (1/3).

2008 (49ERS)

Started all 16 games for the first time in his career and recorded 31 catches for 358 yards (11.5 avg.) with two touchdowns.

2007 (49ERS)

Davis started all 14 games in which he played and finished the season with 52 receptions for 509 yards (9.8 avg.) with four touchdowns.

2006 (49ERS)

Started 8-of-10 games played in his rookie season, missing six games with a knee injury... Finished his rookie campaign with 20 receptions for 265 yards (13.3 avg.) with three touchdowns... Made his first career start and recorded his first career touchdown on his first NFL touch (31-yard reception) at ARI (9/10).

COLLEGE

Started 17-of-35 games at Maryland, totaling 83 receptions for 1,371 yards (16.5 avg.) with nine touchdowns... Chosen as a finalist for the Mackey Award (nation's top tight end) and named a consensus All-American and All-Atlantic Coast Conference selection following his junior campaign. Recorded 51 catches for 871 yards (17.1 avg.) with six touchdowns that season.

PERSONAL

Attended Dunbar H.S. in Washington, D.C., where he started at tight end and safety and led his team to a 31-5 record... Chosen as a second-team All-USA selection by USA Today after catching 21 passes for 511 yards (24.3 avg.) with five touchdowns as a senior... Competed in the high jump... Opened an art gallery "Gallery 85" in 2012 and owns a Jamba Juice in Santa Clara... Named an honorary captain of the USA Curling Team at the 2010 Winter Olympics in Vancouver, B.C., attending the matches and serving as a team ambassador to

help gain support for the sport.... Voted by teammates as the recipient of the Len Eshmont Award in 2009, the 49ers most prestigious annual honor, given to the player who best exemplifies the "inspirational and courageous play"... Younger brother, Vontae, is an NFL cornerback... Born Jan. 31, 1984, in Washington, D.C.

YEAR-BY-YEAR STATS

RECEIVING

Year	Team	GP	GS	Rec	Yds	Avg	Lg	TD
2006	SF	10	8	20	265	13.3	52t	3
2007	SF	14	14	52	509	9.8	31	4
2008	SF	16	16	31	358	11.5	57	2
2009	SF	16	16	78	965	12.4	73t	13
2010	SF	16	16	56	914	16.3	66t	7
2011	SF	16	16	67	792	11.8	44	6
2012	SF	16	16	41	548	13.4	53	5
2013	SF	15	15	52	850	16.3	64t	13
2014	SF	14	14	26	245	9.4	29t	2
2015	SF/Den	15	9	38	395	10.4	43	0
2016	Was	16	14	44	583	13.3	44	2
2017	Was	16	16	43	648	15.1	69	3
2018	Was	14	8	25	367	14.7	53	2
Career		194	178	573	7439	13.0	73t	62

RUSHING

Year	Team	GP	GS	Att	Yds	Avg	Lg	TD
2006	SF	10	8	2	5	2.5	9	0
2007	SF	14	14	0	0	0	0	0
2008	SF	16	16	1	11	11.0	11	0
2009	SF	16	16	0	0	0	0	0
2010	SF	16	16	0	0	0	0	0
2011	SF	16	16	2	-5	-2.5	-2	0
2012	SF	16	16	0	0	0	0	0
2013	SF	15	15	0	0	0	0	0
2014	SF	14	14	1	4	4.0	4	0
2015	SF/Den	15	9	0	0	0	0	0
2016	Was	16	14	0	0	0	0	0
2017	Was	16	16	0	0	0	0	0
Career		180	170	6	15	2.5	11	0

ADDITIONAL

Fumbles-Lost: 1-1 in 2006, 1-1 in 2007, 2-1 in 2008, 3-1 in 2011, 1-1 in 2013, 2-2 in 2017

FF-FR: 0-1 in 2006, 0-1 in 2007, 0-1 in 2008

POSTSEASON

Year	Team	GP	GS	Rec	Yds	Avg	Lg	TD
2011	SF	2	2	10	292	29.2	73t	4
2012	SF	3	3	12	254	21.2	44	1
2013	SF	3	3	5	54	10.8	28t	2
2015	Den	3	1	0	0	0	0	0
Career		11	9	27	600	22.2	73t	7

CAREER HIGHS

SINGLE-GAME

Receptions: 10, vs. Tennessee (11/8/09)
Receiving Yards: 190, vs. Arizona (10/13/13)
Long (Receiving): 73t, at St. Louis (1/3/10)
Receiving TD: 3, at Houston (10/15/09)

* All listed career highs for regular season only

18

JOSH DOCTSON

WR**6-2 // 202****3rd NFL Season // TCU****DOB: Dec. 3, 1992 // Legacy H.S. (Mansfield, Texas)**

TRANSACTIONS

Originally selected by the Washington Redskins in the first round (22nd overall) of the 2016 NFL Draft.

PRO

High-flying target who enters 2018 having previously appeared in 18 games with 14 starts, tallying 37 catches for 568 yards and six receiving touchdowns since 2016... In 2016, was the first wide receiver selected by the Redskins in the first round since 2001 (Rod Gardner).

YEAR-BY-YEAR

2018 (REDSKINS)

Gained 11 yards on one reception in win at ARI [9/9]... Caught four passes for 37 yards vs. IND [9/16]... Contributed on offense in a win vs. GB [9/23]... Inactive in Week 5 at NO [10/08]... Caught three passes for 20 yards in a win vs. CAR [10/14]... Gained 42 yards on three receptions in a win vs. DAL [10/21]... Caught five passes for 49 yards in a win at NYG [10/28]... Finished with three receptions for 31 yards and one touchdown vs. ATL [11/04]... Caught four passes for 46 yards including a 6-yard touchdown reception in a win at TB [11/11]... Gained 32 yards on three receptions vs. HOU [11/18]... Caught six passes for 66 yards at DAL [11/22]... Posted a team high 51 receiving yards on three receptions at PHI [12/03]... Recorded four receptions for 84 yards vs. NYG [12/09]... Contributed on offense at JAX [12/16]... Caught three passes for 30 yards at TEN [12/22]... Gained 33 yards on two receptions vs PHI [12/30]...

2017 (REDSKINS)

Recorded career highs in games (16), starts (14), receptions (35), receiving yards (502) and receiving touchdowns (team-leading six)... Played offensively vs. PHI [9/10] and in a win at LAR [9/17]... Recorded his first career touchdown on a spectacular 52-yard catch over a defender in a win vs. OAK [9/24]... Caught two passes for 27 yards at KC [10/2]... Recorded an 11-yard touchdown reception in a win vs. SF [10/15]... Caught three passes for 39 yards at PHI [10/23]... Scored a touchdown on a one-yard reception vs. DAL [10/29]... Caught three passes for a then-career-high 59 yards, including a diving 38-yard catch in the final minutes to set up the Redskins' game-winning score at SEA [11/5]... Gained 30 yards on four receptions vs. MIN [11/12]... Talled career highs in yards (81) and receptions (four) at NO [11/19]... Caught a 14-yard touchdown pass among his two receptions for 28 yards in a Thanksgiving night win vs. NYG [11/23]... Caught three passes for 26 yards including a 14-yard touchdown reception at DAL [11/30]. Became the first member of the Redskins to catch a touchdown in back-to-back games since DeSean Jackson in Weeks 11-12 of the 2016 season... Caught three passes for 34 yards at LAC [12/10]... Caught two passes for 16 yards in a win vs. ARI [12/17]... Gained 61 yards on two receptions including a 48-yard touchdown in a win vs. DEN [12/24]... Caught four passes for 37 yards at NYG [12/31].

2016 (REDSKINS)

Limited by injury to two games in his rookie campaign, catching two passes for 66 yards... Made NFL debut vs. PIT [9/12], recording a nine-yard catch... Caught a 57-yard pass vs. DAL [9/18], the longest reception by a Redskins rookie wide receiver since Rod Gardner's 57-yard reception on Dec.

16, 2001... Inactive in Weeks 3-6... Placed on Reserve/Injured list on Oct. 21.

COLLEGE

Played collegiately at TCU from 2013-15 after spending his freshman season at Wyoming in 2011... Recorded 215 career receptions for 3,178 receiving yards with 34 touchdowns in 47 games with the two schools... Finished TCU career with school records in receiving yards (2,785) and touchdown catches (29), and his 180 receptions ranked one shy of the school mark... Caught school-record 79 passes for 1,327 yards in 2015, including a school-record 14 touchdown receptions. Was a consensus First-Team All-American and Biletnikoff Award finalist... As a junior in 2014, was a second-team All-Big 12 selection as he set then-single-season records for receiving yards (1,018) and touchdown catches (11)... Tied for the TCU lead with 36 receptions as a sophomore in 2013, topping the Horned Frogs with 440 receiving yards... Sat out 2012 season, per NCAA transfer rules, prior to walking on at TCU... Posted 35 receptions for 393 yards with five touchdowns as a freshman at Wyoming in 2011.

PERSONAL

Attended Legacy H.S. in Mansfield, Texas, where he earned first-team All-District 5-5A honors as a senior captain... Caught 40 passes for 604 yards and was selected Legacy's Most Valuable Player as a senior. Also earned academic all-district honors as a senior... Rated as a three-star recruit by Rivals.com... Was a three-year letterman in both football and basketball... Son of Tracy Syler-Jones and Michael Jones. Mother ran track at American River College... Has one older brother, Jeremiah, and two sisters, Iman and Ebony... Born Dec. 3, 1992.

COMMUNITY

Welcomed 200 elementary school kids into Redskins locker room at FedExField to meet Santa and take home toys for Christmas at Skins Santa Shoppe in December 2017... In 2016, supported local teenage boys and girls experiencing traumatic circumstances with their families at the Burgundy and Gold Banquet, played alongside fans to benefit children in the second annual Redskins Charity Golf Classic, read class favorites to middle school students and also served as a judge for a touchdown dance competition at Raymond Education Campus in Washington, D.C., and walked the runway alongside the Women of Washington to raise money for the

YEAR-BY-YEAR STATS

RECEIVING

Year	Team	GP	GS	Rec	Yds	Avg	Lg	TD
2016	Was	2	0	2	66	33.0	57	0
2017	Was	16	14	35	502	14.3	52t	6
2018	Was	15	12	44	532	12.1	32	2
Career		33	26	81	1100	13.6	57	8

ADDITIONAL

CAREER HIGHS

SINGLE-GAME

Receptions:	4, twice, last vs. Indianapolis [9/16/18]
Receiving Yards:	81, at New Orleans [11/19/17]
Receiving TD:	1, six times, last vs. Denver [12/24/17]

QUINTON DUNBAR

23



CB

6-2 // 197

4th NFL Season // Florida

DOB: July 22, 1992 // **Booker T. Washington H.S. (Miami, Fla.)**

TRANSACTIONS

Originally entered the NFL with the Washington Redskins as a college free agent on May 11, 2015... Waived on September 5, 2015... Signed to the Redskins' practice squad on September 6, 2015... Signed to the Redskins' active roster on September 29, 2015... Signed multi-year contract extension on January 1, 2018.

PRO

College wide receiver who made the transition to cornerback during his rookie training camp in 2015... Enters 2018 having appeared in 40 career games with seven starts, recording 65 tackles (58 solo), 18 passes defended, three interceptions, a sack and a fumble recovery, according to STATS.

YEAR-BY-YEAR

2018 (REDSKINS)

Tied a team high with five tackles (four solo) and added one interception with three passes defended in win at ARI (9/9)... Registered five solo tackles and one pass defended vs. IND (9/16)... Posted six solo tackles in a win vs. GB (9/23)... Registered six tackles (five solo) and one pass defended at NO (10/08)... Tallied six solo tackles in a win vs. CAR (10/14)... Inactive in Weeks 7-8... Recorded six tackles (five solo), a career high three passes defended and one interception vs. ATL (11/04)... Inactive in Weeks 10-11... Registered four tackles (four solo) and a pass defended at DAL (11/22)... Inactive at PHI (12/03)... Placed on injured reserve

2017 (REDSKINS)

Recorded career highs in games played (15), starts (four), total tackles (28), solo tackles (24) and passes defended (eight)... Played on defense and special teams vs. PHI (9/10) and in a win at LAR (9/17)... Made a solo tackle in a win vs. OAK (9/24)... Recorded four solo tackles at KC (10/2)... Registered a career-high eight tackles (six solo) with two passes defended vs. SF (10/15)... Added four solo tackles and two passes defended at PHI (10/23)... Recorded two solo tackles and two passes defended vs. DAL (10/29)... Posted three solo tackles and a pass defended in a win at SEA (11/5)... Contributed on special teams vs. MIN (11/12)... Inactive with an illness at NO (11/19)... Contributed on defense and special teams in a Thanksgiving night win vs. NYG (11/23)... Recorded a solo tackle at DAL (11/30)... Tallied four tackles (two solo) and a pass defended at LAC (12/10)... Contributed on defense and special teams in a win vs. ARI (12/17)... Posted a solo tackle in a win vs. DEN (12/24)... Played on defense and special teams at NYG (12/31).

2016 (REDSKINS)

Posted then-career highs in games played (14), starts (two), tackles (25, including 23 solo), sacks (one) and fumble recoveries (one). Matched his career highs with one interception and five passes defended... Contributed on special teams vs. PIT (9/12) and vs. DAL (9/18)... Recorded three solo tackles and an interception in a win at NYG (9/25). Also caught a 31-yard pass from punter Tress Way on a fake punt, the Redskins' first successful fake kick of any kind since Week 10 of the 2009 season. Became the first member of the Redskins to record a reception and an interception in the same game since Champ Bailey on Dec. 24, 2000... Started in a win vs. CLE (10/2), adding three tackles (two solo) and his first career fumble recovery... Tallied five solo tackles in a

start in a win at BAL (10/9)... Added a solo tackle in a win vs. PHI (10/16)... Tallied three tackles (two solo) at DET (10/23)... Posted two solo tackles in a tie against CIN (10/30) in London... Added a solo tackle for loss in a win vs. MIN (11/13)... Contributed on defense and special teams in a win vs. GB (11/20)... Made a solo tackle at DAL (11/24)... Tied career high with two passes defended at ARI (12/4)... Posted five solo tackles in a win at PHI (12/11)... Contributed a solo tackle, a sack and two passes defended vs. CAR (12/19)... Inactive with a concussion at CHI (12/24) and vs. NYG (1/1).

2015 (REDSKINS)

Transitioned from wide receiver to cornerback in training camp, impressing coaches with his length and physicality... Appeared in 11 games with one start, recording 12 tackles (11 solo), five passes defended and an interception. Also made his postseason debut... Spent first three weeks of the season on the practice squad... Signed to active roster in Week 4 and made his NFL debut on special teams vs. PHI (10/4)... Contributed on special teams at ATL (10/11)... Made defensive debut at NYJ (10/18), recording a pass defended, in addition to contributing on special teams... Contributed on defense and special teams vs. TB (10/25)... Played on special teams vs. NE (11/8)... Inactive vs. NO (11/15)... Contributed on defense and special teams at CAR (11/22)... Recorded two solo tackles and the first interception of his career among his career-high two passes defended in a win vs. NYG (11/29)... Posted two solo tackles vs. DAL (12/7) and in a win at CHI (12/13)... Registered a career-high four tackles (three solo) and a pass defended in a win vs. BUF (12/20)... Notched two solo tackles and a pass defended in a division-clinching win at PHI (12/26)... Inactive with quad injury at DAL (1/3)... Compiled a career-high five solo tackles and defended two passes in NFC Wild Card Round vs. GB (1/10).

COLLEGE

Played wide receiver collegiately at Florida from 2010-14, playing in 49 games with 33 starts and recording 111 career receptions for 1,500 yards with eight touchdowns... As a senior in 2014, started eight of the 11 games in which he appeared, finishing second on the team with 21 receptions for 353 yards with two touchdowns... Started all 12 games as a junior in 2013, ranking second on the team with 40 catches for 548 yards... Played in 13 games, starting eight, as a sophomore in 2012, catching 36 passes for 383 yards and a team-high four touchdown receptions... As a freshman in 2011, started five of the 12 games in which he played, recording 14 receptions for 216 yards with two touchdowns... Made collegiate debut vs. Miami University in 2010 before redshirting.

PERSONAL

Attended Booker T. Washington H.S. in Miami, where he was rated a four-star prospect and the No. 24 wide receiver in the country by Rivals.com... Recorded more than 500 receiving yards as a senior a year after catching 39 passes for 703 yards and seven touchdowns during his junior season... Named All-Dade First Team wide receiver in 2008... Received FSWA 4A All-State Honorable Mention in 2008... Son of Twanette Dunbar... Born July 22, 1992.

COMMUNITY

Paid tribute to active duty members as well as veter-

ans of the armed forces while touring Quantico Marine Base in Prince William County, Va. Visited active-duty service members and Wounded Warriors at the USD Warrior and Family Center in Bethesda, Md., for the second annual Military Appreciation BBQ... Assembled care packages for domestic violence victims at the Fear 2 Freedom event at Redskins Park... Played alongside fans

YEAR-BY-YEAR STATS

DEFENSE

Year	Team	G	GS	Tack	Solo	Sack	INT	PD
2015	Was	11	1	12	11	0	1	5
2016	Was	14	2	25	23	1	1	5
2017	Was	15	4	28	24	0	1	8
2018	Was	7	6	39	35	0	2	9
Career		47	13	104	93	1	5	27

*Tackle stats according to STATS, LLC

ADDITIONAL

FF-FR: 0-1 in 2016

REC: 1 rec. for 31 yards (9/25/16 at NYG)

POSTSEASON

Year	Team	G	GS	Tack	Solo	Sack	INT	PD
2015	Was	1	0	5	5	0	0	2
Career		1	0	5	5	0	0	2

CAREER HIGHS

SINGLE-GAME

Total Tackles: 8, vs. San Francisco (10/15/17)

Solo Tackles: 6, vs. San Francisco (10/15/17)

Interceptions: 1, four times, last at Arizona (9/8/18)

Passes Defensed: 3 vs. Atlanta Falcons (11/4/18)

22



DESHAUN EVERETT

S

6-0 // 195

4th NFL Season // Texas A&M

DOB: Feb. 22, 1992 // DeRidder (La.) H.S.

TRANSACTIONS

Originally entered the NFL with the Tampa Bay Buccaneers as a college free agent on May 4, 2015... Waived by the Buccaneers on July 29, 2015... Signed with the Washington Redskins on August 1, 2015... Waived by the Redskins on September 7, 2015... Signed to the Redskins' practice squad on September 8, 2015... Signed to Redskins' active roster on October 3, 2015... Re-signed with the Redskins on March 6, 2018.

HONOR ROLL

Special Teams Captain (2018)

PRO

Special teams standout who joined the Redskins in training camp in 2015... Enters 2018 having previously appeared in 41 career games with eight starts, recording 61 tackles (38 solo), six passes defended, one forced fumble and one interception, according to STATS.

YEAR-BY-YEAR

2018 (REDSKINS)

Played on defense and special teams in a win at ARI [9/9]... Contributed on special teams and defense vs. IND [9/16]... Appeared on defense and special teams and notched one solo tackle on special teams in a win vs. GB [9/23]... Contributed on defense and special teams and added one solo tackle on special teams at NO [10/08]... Contributed on special teams in a win vs. CAR [10/14]... Added one solo tackle on special teams in a win vs. DAL [10/21]... Notched one assisted tackle on special teams in a win at NYG [10/28]... Appeared on defense and special teams vs. ATL [11/04]... Tallied one solo tackle in a win at TB [11/11]... Contributed on defense and special teams vs. HOU [11/18]... Notched two tackles [one solo] at DAL [11/22]... Assisted on one tackle on defense and made one solo tackle on special teams at PHI [12/03]... Tallied one solo tackle and one special teams tackle vs. NYG [12/09]... Started at cornerback and made one special teams tackle at JAX [12/16]... Recorded three tackles [two solo] and two tackles for losses at TEN [12/22]... Started at free safety and recorded nine tackles [five solo] and one interception vs PHI [12/30]...

2017 (REDSKINS)

Played in 14 games, posting career highs in starts (eight), tackles (52), solo tackles (31), passes defended (five) and forced fumbles (one)... Made first career start vs. PHI [9/10], contributing seven tackles (two solo)... Contributed three special teams stops in a win at LAR [9/17]... Registered a pass defended in a win at OAK [9/24]... Made three solo tackles at KC [10/2]... Inactive with a hamstring injury vs. SF [10/15] and at PHI [10/23]... Contributed on defense and special teams vs. DAL [10/29]... Played on defense and special teams in a win at SEA [11/5]... Made three tackles [two solo] vs. MIN [11/12]... Played on special teams at NO [11/19]... Recorded a career-high six tackles (four solo) in a Thanksgiving night win vs. NYG [11/23]... Contributed six tackles (three solo) and a pass defended at DAL [11/30]... Led team with a career-high 11 tackles (six solo) and added a pass defended at LAC [12/10]... Tallied four tackles (three solo) and a pass defended in a win vs. ARI [12/17]... Made

two tackles [one solo] and forced a fumble in a win vs. DEN [12/24]... Accrued 10 tackles (seven solo) and a pass defended at NYG [12/31].

2016 (REDSKINS)

Transitioned from cornerback to safety in the offseason... Appeared in all 16 games, contributing four solo tackles and one interception in limited defensive snaps... Played on special teams in Weeks 1-8... After a bye in Week 9, contributed on special teams in Weeks 10-13... Saw his first defensive action of the season in a win at PHI [12/11], recording a solo tackle and his first career interception, stopping a Philadelphia drive in the end zone... Made a solo tackle vs. CAR [12/19]... Posted two solo tackles in a win at CHI [12/24]... Contributed on defense and special teams vs. NYG [1/1].

2015 (BUCCANEERS/REDSKINS)

Signed with the Buccaneers as a college free agent but was waived on July 29... Signed with the Redskins during training camp... Appeared in 11 regular season games and one post-season game at cornerback in his rookie season, recording five tackles (three solo)... Made the Redskins' 53-man roster after final cuts but was waived a day later and signed to the practice squad... Signed to the Redskins' active roster in Week 4 and made his NFL debut on special teams vs. PHI [10/4]... Contributed on special teams at ATL [10/11], at NYJ [10/18] and vs. TB [10/25]... Played on defense and special teams at NE [11/8]. Recorded three tackles (two solo) in a win vs. NO [11/15]... Contributed on defense and special teams at CAR [11/22]... Inactive with a hamstring injury vs. NYG [11/29] and vs. DAL [12/7]... Returned to action on special teams in a win at CHI [12/13]... Contributed on special teams in a win vs. BUF [12/20]... Made two special teams tackles in a division-clinching win at PHI [12/26]... Posted two tackles [one solo] in regular season finale at DAL [1/3]... Contributed on special teams in NFC Wild Card Round vs. GB [1/10].

COLLEGE

Played collegiately at Texas A&M from 2011-14, appearing in 50 career games. Recorded 218 total tackles (123 solo), 26 passes defended, five interceptions and a fumble recovery during his career with the Aggies... As a senior in 2014, ranked second on the team with 73 stops including a team-high 45 solo tackles while starting every game at cornerback... Started nine games as a junior in 2013, recording defensive touchdowns in back-to-back games with a 12-yard fumble recovery against SMU and a career-long 34-yard pick-six at Arkansas... As a sophomore in 2012, started in 12 of 13 games, seeing action at cornerback and safety but missing one game due to injury. Intercepted QB A.J. McCarron at the goal line to stop a late Tide rally in the Aggies' 29-24 upset win at No. 1 Alabama... Was a reserve and special teamer as a true freshman in 2011... Majored in agricultural leadership and development.

PERSONAL

Attended DeRidder (La.) H.S., where he was a two-time All-Louisiana selection... Posted 130 tackles (10 for loss), three sacks and an interception as a senior. Also amassed 618 rushing yards and seven touchdowns on 72 carries on offense... Named PrepStar All-region... Ranked No. 27 in Louisiana by SuperPrep and was a three-star recruit by Rivals.com... Full name: Deshaun Dontae' Everett... Guardians

are Monica and Joseph Bolden... Born Feb. 22, 1992.

YEAR-BY-YEAR STATS

DEFENSE

Year	Team	G	GS	Tack	Solo	Sack	INT	PD
2015	Was	11	0	5	3	0	0	0
2016	Was	16	0	4	4	0	1	1
2017	Was	14	8	52	31	0	0	5
2018	Was	15	2	8	5	0	0	0
Career		56	10	69	43	0	1	6

*Tackle stats according to STATS, LLC

ADDITIONAL

FF-FR: 1-0 in 2017

POSTSEASON

Year	Team	G	GS	Tack	Solo	Sack	INT	PD
2015	Was	1	0	0	0	0	0	0
Career		1	0	0	0	0	0	0

CAREER HIGHS

SINGLE-GAME

Total Tackles:	11, at LA Chargers (12/10/17)
Solo Tackles:	7, at NY Giants (12/31/17)
Interceptions:	1, at Philadelphia (12/11/16)
Passes Defensed:	1, six times, last at NY Giants (12/31/17)
Forced Fumbles:	1, vs. Denver (12/24/17)

17



MICHAEL FLOYD

WR

6-1 // 220

7th NFL Season // Notre Dame

DOB: Nov. 27, 1989 // Cretin-Derham Hall (Minn.)

TRANSACTIONS

Originally selected by the Arizona Cardinals in the first round (13th overall) of the 2012 NFL Draft... Waived by the Cardinals on December 15, 2016 and signed with the New England Patriots... Became a free agent on March 9, 2017... Signed as unrestricted free agent by the Minnesota Vikings on May 10, 2017... Signed as unrestricted free agent by the New Orleans Saints on August 1, 2018... Waived by the Saints on August 31, 2018... Signed with the Washington Redskins on September 18, 2018

PRO

Has started 48 of his 89 career games played between Arizona, New England and Minnesota... Released by Arizona on 12/14/16 and claimed by New England on 12/15/16... Played in final 2 regular-season games for New England and one playoff game as the team went on to win Super Bowl LI... Has 12 career games of 100 plus yards receiving... Has shown the knack for the big play with 13 of his opening 19 career TDs from 2012-15 being 20 plus yards... Ranked second in the NFL with an average of 17.9 yards per catch in 2014, trailing only DeSean Jackson (20.9) and had 9 catches of 30+ yards... Posted 1st career 1,000+ yard season in 2013 with 1,041 yards on 65 catches... Originally entered NFL as the 13th overall selection in the 2012 Draft by Arizona and the second WR taken that year behind Justin Blackmon at No. 5 to Jacksonville.

YEAR-BY-YEAR

2018 (REDSKINS)

Made debut including first career start with the Washington Redskins, contributing on offense and special teams at NO [10/08]... Contributed on offense and special teams in a win vs. CAR [10/14]... Caught one pass, his first as a Redskin, for 20 yards in a win vs. DAL [10/21]... Contributed on offense and special teams in a win at NYG [10/28]... Contributed on offense and special teams vs. ATL [11/04]... Gained 15 yards on two receptions in a win at TB [11/11]... Caught one pass for 18 yards vs. HOU [11/18]... Contributed on offense and special teams at DAL [11/22]... Caught one pass for nine yards at PHI [12/03]... Caught a two-point conversion attempt vs. NYG [12/09]... Played in his 100th career game and tallied two receptions for 16 yards at JAX [12/16]... Recorded his first touchdown as a member of the Redskins and finished with one reception for seven yards at TEN [12/22]... Caught two passes for 15 yards vs PHI [12/30]...

2017 (VIKINGS)

Played in 11 regular games with one start for the Minnesota Vikings and recorded 10 receptions for 78 yards. Also contributed in two postseason games... Made Vikings debut recording one reception for 19 yards in win at CHI [10/9]... Made first career start with the Vikings and recorded one reception for five yards in win vs. GB [10/15]... Caught one pass for seven yards in a win at CLE [10/29]... Contributed on offense in a win at WAS [11/12]... Recorded two receptions for 16 yards in a win vs. LAR [11/19]... Caught one pass for eight yards in a win at DET [11/23]... Gained 20 yards on two receptions in a win at ATL [12/03]... Caught one pass for three yards at CAR [12/10]... Contributed on offense in a win vs. CIN [12/17]... Caught one pass in a win at GB [12/23]... Appeared on offense in a win vs. CHI [12/31]...

2016 (CARDINALS/PATRIOTS)

Saw time in 11 games and six starts with Arizona and two games with New England, starting 1 during regular season... Started and played in 1 postseason contest with New England, facing Houston in Divisional Playoffs... Had 33 receptions with Arizona and 4 with New England in regular-season play... Hauled in 5 TDs on the season, 4 with Arizona and 1 with New England in regular-season finale vs. Miami... Released by Arizona on 12/14 and claimed by New England on 12/15... Had season-high 101 yards vs. San Francisco [11/13] on 5 receptions... Had consecutive games with season-high 5 catches vs. Seattle [10/23] and vs. San Francisco [11/13]... The game vs. Seattle [10/23] ended in a 6-6 tie... Played in first game as a Patriot vs. NY Jets [12/24] and caught one pass for six yards... Caught 1st TD as a Patriot in regular season finale at Miami [1/1/17], ending day with 3 catches for 36 yards and a TD on a 14-yard scoring pass from Tom Brady... Played in AFC Divisional Playoff game vs. Houston [1/14/17] and had a 9-yard catch... Was inactive for AFC Championship Game vs. Pittsburgh and Super Bowl LI vs. Atlanta.

2015 (CARDINALS)

Played in 15 games and started 6... Ranked 3rd on the club with 52 catches and 849 yards and tied career-best with 6 TDs... Helped Arizona rank #1 in total offense in the NFL for the 1st time in team history and set franchise records for points (489) and TDs (59)... Helped club go 13-3 to win NFC West and advance to NFC title game before falling on the road to Carolina... Had career-high 5 games with 100+ yards on the season to lead Arizona players... Started slowly during season while dealing with hand injury but posted 44 catches, 745 yards and all 6 TDs in the final 10 games of the season... Had all five games with 100+ yards in the final 8 games he played on the season... Had season-high 113 yards and tied season-high with seven catches at Seattle [11/15] and had season-high two touchdowns on the day... Caught TDs in 4 consecutive games, at Pittsburgh [10/18], vs. Baltimore [10/26], at Cleveland [11/1] and at Seattle [11/15]... Reeled in a 60-yard TD strike at Cleveland (11/1), the second-longest score of his career... Missed first career game vs. Cincinnati [11/22] when he was sidelined with a hamstring injury... Had two touchdowns in NFC Divisional Round playoffs vs. Green Bay [1/16/16], his lone two-touchdown performance in playoff action

2014 (CARDINALS)

Started 14 of the 16 games he played as the Cardinals went 11-5 and qualified for playoffs as a Wild Card... Led team with 841 receiving yards... His 17.9 yards per catch ranked #2 in the NFL and he had 15 receptions of 20+ yards, including 5 TDs of 20+ yards... Notched 1st career multi-TD day with 2 scores vs. Detroit [11/16]... Set career-high with 8 catches and had season-high 153 yards in regular season finale at San Francisco [12/28] with TDs of 20 and 41 yards... Caught a pass in 1st career playoff game, at Carolina [1/3/15] in Wild Card action.

2013 (CARDINALS)

Started all 16 games and had breakout season with career-high 65 catches and his 1st career 1,000-yard campaign with 1,041... Team went 10-6 but did not qualify for playoffs... Had best day as a pro with 6 catches for career-high 193 yards at Jacksonville [11/17], including a career-long 91-yard TD... The 91-yarder was the 6th-longest play from scrimmage in team history and the 193 yards were the 7th-

best by a Cardinal...Had consecutive 100-yard days with 193 at Jacksonville (11/17) and 104 vs. Indianapolis (11/24) on a season-high 7 catches...Posted game with 99 yards at Philadelphia (12/1) and 91 yards vs. San Francisco (12/29).

2012 (CARDINALS)

Played in all 16 games and started 3 as a rookie with the 3 starts coming in the final 5 games of the season...Ranked 3rd on team with 45 catches and 562 yards...Scored a TD on his 1st career catch, catching a deflection for an 8-yard score vs. Philadelphia (9/23)...Made 1st career start at NY Jets (12/2)... Wrapped up season with career-best 8 catches for 186 yards at San Francisco (12/30), the 4th-best mark by a Cardinals rookie in a game and the 2nd-best mark by an NFL rookie in 2012.

COLLEGE

Started 41 of his 43 career games at Notre Dame... Set school records with 271 catches for 3,686 yards and 37 TDs... Ended tenure in South Bend with 5 school career records...Set school mark with 17 career 100-yard games... Caught a pass in 42 of 43 games played...Named team MVP as a senior and was a semi-finalist for Biletnikoff Award... Named 2nd-Team AllAmerica and set school record with 100 receptions and his 1,147 yards was the 4th-best mark by an Irish player...Started all 12 games as a junior and notched 79 catches for 1,025 yards and 12 TDs, the 79 catches ranked 3rd on all-time ND list and the 12 TDs tied for 4th...Started the 7 games he played as a sophomore in 2009, ranking 2nd on team with 44 catches, 795 yards and 9 TDs...Started 10 of the 11 games he played as a freshman in 2008 en route to setting ND freshman records with 48 catches, 719 yards and 7 TDs...Came off the bench in 1st career game and caught 22-yard TD on his 1st career reception, marking the 1st time an Irish freshman scored in the season opener.

PERSONAL

Earned bachelor's degree in sociology at Notre Dame...Was roommates with former Vikings teammate TE Kyle Rudolph for three years while at Notre Dame...Was a sociology major at Notre Dame...Son of Mike Floyd Sr. and Theresa Romero

YEAR-BY-YEAR STATS

RECEIVING

Year	Team	GP	GS	Rec	Yds	Avg	Lg	TD
2012	Ari	16	3	45	562	12.5	53	2
2013	Ari	16	16	65	1041	16.0	91t	5
2014	Ari	16	14	47	841	17.9	63	6
2015	Ari	15	6	52	849	16.3	60t	6
2016	Ari/NE	15	8	37	488	13.2	39t	5
2017	Min	11	1	10	78	7.8	19	0
2018	Was	13	3	10	100	10.0	20	1
Career		102	51	266	3959	14.9	91t	25

RUSHING

Year	Team	GP	GS	Att	Yds	Avg	Lg	TD
2012	Ari	16	3	0	0	0.0	0	0
2013	Ari	16	16	0	0	0.0	0	0
2014	Ari	16	14	1	2	2.0	2	0
2015	Ari	15	6	0	0	0.0	0	0
2016	Ari/NE	15	8	0	0	0.0	0	0
2017	Min	11	1	0	0	0.0	0	0
Career		89	48	0	2	2.0	2	0

ADDITIONAL

Fumbles-Lost: 1-1 in 2012, 3-1 in 2014

FF-FR: 0-2 in 2014

POSTSEASON

Year	Team	GP	GS	Rec	Yds	Avg	Lg	TD
2014	Ari	1	1	1	-12	-12.0	9	0
2015	Ari	2	2	6	63	10.5	15t	2
2016	NE	1	1	1	9	9.0	9	0
2017	Min	2	0	0	0	0	0	0
Career		6	4	8	60	7.5	15t	2

CAREER HIGHS

SINGLE-GAME

Receptions: 8, last at San Francisco (12/28/14)

Receiving Yards: 193, at Jacksonville (11/17/13)

Long (Receiving): 91t, at Jacksonville (11/17/13)

Receiving TD: 2, four times vs. Green bay (1/16/16)

* All listed career highs for regular season only

54



MASON FOSTER

LB

6-1 // 250

8th NFL Season // Washington

DOB: March 1, 1989 // Seaside (Calif.) H.S.

HONOR ROLL

Defensive Captain (2018)

TRANSACTIONS

Originally selected by the Tampa Bay Buccaneers in the third round (84th overall) of the 2011 NFL Draft... Signed with the Chicago Bears as an unrestricted free agent on March 25, 2015... Released by the Bears on September 5, 2015... Signed with the Washington Redskins on September 29, 2015... Re-signed with the Redskins on March 9, 2016... Re-signed with the Redskins on January 25, 2018.

PRO

Initially joined the Redskins in Week 4 of the 2015 season... Enters 2018 having previously appeared in 91 games with 76 starts... Compiled 528 tackles (374 solo), 16 passes defended, 7.5 sacks, six interceptions (including two returned for touchdowns), four forced fumbles and four fumbles recovered in his first seven NFL seasons with Tampa Bay (2011-14) and Washington (2015-17).

YEAR-BY-YEAR

2018 (REDSKINS)

Appeared on defense and special teams and tied a team high with five tackles (three solo) in win at ARI (9/9)... Recorded a team-high with 11 tackles (eight solo), one tackle for loss and one pass defended vs. IND (9/16)... Registered a game-high 10 tackles (two solo) in a win vs. GB (9/23)... Finished with a team high 10 tackles (six solo) at TB (10/08) and recorded double-digit tackles for a third consecutive week for the longest streak in his career... Recorded six tackles (four solo), one tackle for loss and one fumble recovery in a win vs. CAR (10/14)... Tied a team high with nine tackles (six solo) in a win vs. DAL (10/21)... Finished with a team high 13 tackles (nine solo) and one tackle for loss and recorded 10 or more tackles in four games in a win at NYG (10/28)... Tied five tackles (three solo) vs. ATL (11/04)... Finished with a team high 10 tackles (eight solo) in a win at TB (11/11)... Registered 10 tackles (nine solo), one interception, one pass defended and one fumble recovery vs. HOU (11/18)... Recorded eight tackles (two solo) at DAL (11/22)... Contributed five solo tackles at PHI (12/03)... Notched six tackles (four solo), one interception and one pass defended vs. NYG (12/09)... Recorded seven tackles (four solo) at JAX (12/16)... Finished with a team high nine tackles (four solo) and one sack for a loss of seven yards and one pass defended at TEN (12/22). The sack was his first of the year... Recorded eight tackles (six solo) vs PHI (12/30)...

2017 (REDSKINS)

Limited by injury to five games with four starts, recording 30 tackles (22 solo), an interception, a fumble recovery and a half-sack... Registered nine tackles (eight solo) and a fumble recovery vs. PHI (9/10)... Recorded six tackles (three solo) and a game-clinching interception in a win at LAR (9/17). The interception was Foster's first as a member of the Redskins and his first since Dec. 8, 2013, as a member of the Tampa Bay Buccaneers. Foster now has six career interceptions. The pick gave him a takeaway in back-to-back games for the first time in his career... Inactive with a shoulder injury vs. OAK (9/24)... Contributed seven tackles (six solo) at KC (10/2)... Added two tackles (one solo) in a win vs.

SF (10/15)... Posted six tackles (four solo) including a half-sack at PHI (10/23)... Placed on Reserve/Injured list with a shoulder injury on Oct. 28

2016 (REDSKINS)

Appeared in all 16 games with 13 starts, compiling a career-high and team-leading 123 tackles (88 solo). Also contributed three passes defended, one forced fumble and a sack... Recorded a then-career-high and team-high 14 tackles (nine solo, two for loss) in a start vs. PIT (9/12)... Tied for team-high with 10 tackles (four solo) vs. DAL (9/18)... Posted five solo tackles in a win at NYG (9/25)... Notched five tackles (three solo) in a win vs. CLE (10/2)... Recorded seven solo tackles in a win at BAL (10/9)... Tallied five tackles (three solo) in a win vs. PHI (10/16)... Posted five tackles (two solo) and a pass defended at DET (10/23)... Recorded four tackles (three solo) and forced a fumble on special teams in a tie against CIN (10/30) in London... Led team with nine tackles (six solo) and a pass defended in a win vs. MIN (11/13)... Contributed defensively in a win vs. GB (11/20)... Added five tackles (three solo) at DAL (11/24)... Recorded four tackles (two solo) at ARI (12/4)... Posted 12 solo tackles (three for loss) and a sack in a win at PHI (12/11)... Tied for team lead with 13 tackles (seven solo) vs. CAR (12/19)... Led Redskins with eight tackles (seven solo) in a win at CHI (12/24)... Posted a career-high 17 tackles (15 solo) and a pass defended on fourth down vs. NYG (1/1). His 17 tackles were the most credited by the NFL to a member of the Redskins in a single game since Oct. 7, 2012 (20, London Fletcher).

2015 (BEARS/REDSKINS)

Spent the offseason with the Bears after signing with Chicago as an unrestricted free agent on March 25... Released by the Bears during final cuts... Signed with the Redskins in Week 4 and played in 13 regular season games (with five starts), posting 34 tackles (24 solo), a forced fumble and a fumble recovery. Also started one postseason contest... Made Redskins debut vs. PHI (10/4)... Contributed on special teams at ATL (10/11) and at NYJ (10/18)... Played on defense and special teams vs. TB (10/25) and at NE (11/8)... Registered an assisted tackle vs. NO (11/15) and at CAR (11/22)... Contributed on special teams vs. NYG (11/29)... Made first start as a member of the Redskins vs. DAL (12/7), tying for the team lead with seven tackles (four solo) and recording a forced fumble and a fumble recovery... Tied for team lead with six solo tackles in a win at CHI (12/13)... Made six tackles (three solo) in a win vs. BUF (12/20)... Recorded seven tackles (six solo) in a division-clinching win at PHI (12/26)... Posted five tackles (four solo) in regular season finale at DAL (1/3)... Compiled eight tackles (five solo, two for loss) in postseason debut in NFC Wild Card Round vs. GB (1/10).

2014 (BUCCANEERS)

Started all 10 games in which he appeared, recording 62 tackles (40 solo) and two passes defended... Opened season with nine tackles (five solo) vs. CAR (9/7)... Added two solo tackles vs. STL (9/14)... Missed Weeks 3-5 before recording eight tackles (five solo, one for loss) in his return vs. BAL (10/12)... Posted seven tackles (three solo) at CLE... Matched season high with nine tackles (six solo) vs. ATL (11/9)... Had five tackles (three solo) and a pass defended vs. WAS (11/16)... Recorded eight tackles (seven solo) at CHI (11/23)... Made six tackles (four solo) vs. CIN (11/30)... Did not play in Weeks 14-15 or Week 17... Had a solo tackle and an assisted tackle vs. GB (12/21).

2013 (BUCCANEERS)

Was one of 10 NFL players to have 90+ tackles, 2+ sacks and 3+ interceptions, and was one of two players in that group with two touchdowns... Tied for the NFL lead in interception return touchdowns (two). His 122 interception return yards were the sixth-most in the NFL and the second-most in a season by a Buccaneers linebacker, trailing only Derrick Brooks' 218 in 2002... Started at NYJ (9/8), recording eight tackles, including one for loss, a career-high two sacks and one forced fumble... Against NO (9/15), posted seven tackles, two passes defended and an interception of Drew Brees, which he returned 85 yards for his first career touchdown... Recorded eight tackles at NE (9/22)... Posted five tackles, including one for loss, and a pass defended vs. ARI (9/29)... Registered five tackles and a pass defended vs. PHI (10/13)... Notched four tackles at ATL (10/20)... Recorded five tackles vs. CAR (10/24)... Registered four tackles at SEA (11/3)... Collected six tackles (two for loss) vs. MIA (11/11)... Intercepted Matt Ryan and returned it 37 yards for a touchdown vs. ATL (11/17)... Missed first game of his career at DET (11/24)... Returned to action at CAR (12/1) and notched nine tackles... Led team with nine tackles and recorded one interception vs. BUF (12/8)... Collected seven tackles vs. SF (12/15)... Notched seven tackles, including two for loss, at STL (12/22)... Tallied three tackles and a pass defended at NO (12/29).

2012 (BUCCANEERS)

Started all 16 contests, ranking second on the team with a career-high 104 tackles... Added one interception, one pass defended, a career-high 13 tackles for loss and a fumble recovery... Recorded his first sack and fumble recovery of the season at MIN (10/25)... Registered another sack vs. SD (11/11).

2011 (BUCCANEERS)

Played in all 16 contests with 15 starts during rookie season, collecting 83 tackles, two sacks, one interception, five tackles for loss, two passes defended, one forced fumble and one fumble recovery... Made NFL debut vs. DET (9/11)... Recorded first career start a week later at MIN (9/18), posting his first career 10-tackle game including his first career sack and first career forced fumble. Finalist for Pepsi Rookie of the Week... Recorded a seven-yard sack among five tackles vs. ATL (9/25)... Recovered a fumble at SF (10/9)... Notched first career INT at JAX (12/11), picking off Blaine Gabbert.

COLLEGE

Started 41 of the 50 games in which he appeared at Washington from 2007-10, totaling 378 career tackles, including 241 solo tackles, 38.5 TFL, 10.5 sacks, 15 passes defended, eight forced fumbles, four fumble recoveries, one blocked kick, and four interceptions, including one for a touchdown... Served as a team captain in 2010, starting all 13 games. His 163 tackles in 2010 ranked first in the Pac-10 and second in the nation, and his career 378 tackles ranked eighth in school history... Named Defensive MVP of the 2010 Holiday Bowl win over Nebraska with 12 total tackles, including 3.0 tackles for loss and 2.0 sacks... Named first-team All-America by Scout.com and Rivals.com, in addition to being named first-team All-Pac-10 and Associated Press third-team honors his senior season... Set a school record and led the Pac-10 with six forced fumbles in 2009, the third-most in the nation... Named Huskies' Defensive MVP as a sophomore, after leading the Pac-10 in tackles per game (8.75) and earning Washington defensive player of the week honors four times... One of seven true freshmen to see action in 2007, playing in all 13 games and starting four... Invited to play in the 2011 Senior Bowl.

PERSONAL

Attended Seaside (Calif.) H.S., where he played linebacker and quarterback and was named the Monterey County Player of the Year by the Monterey Herald... Named an All-Central Coast Section first-team linebacker by the San Jose Mercury News and was also an all-league first-teamer as a junior... Led Seaside to a 12-1 overall record, a 5-0 league record, a Monterey Bay league title and the CIF Central Coast Section small school championship in 2006... Was a first-team all-state honoree at linebacker... Completed 68-of-105 passes for 951 yards and 12 touchdowns, carried the ball 105 times for 657 yards and 11 touchdowns, notched one receiving touchdown and had 158 total tackles, eight sacks and five interceptions, two of which he returned for touchdowns that season. Also scored on kickoff returns of 95 and 97 yards... Ranked the No. 68 linebacker recruit in the country by Rivals... Majored in American ethnic studies... Son of William and Margarette Foster... Born March 1, 1989.

YEAR-BY-YEAR STATS**DEFENSE**

Year	Team	G	GS	Tack	Solo	Sack	INT	PD
2011	TB	16	15	83	57	2	1	2
2012	TB	16	16	104	80	2	1	1
2013	TB	15	13	92	63	2	3	7
2014	TB	10	10	62	40	0	0	2
2015	Was	13	5	34	24	0	0	0
2016	Was	16	13	123	88	1	0	3
2017	Was	5	4	30	22	0.5	1	1
2018	Was	16	16	131	81	1	2	4
Career		107	92	659	455	8.5	8	20

*Tackle stats according to STATS, LLC

ADDITIONAL

FF-FR: 1-1 in 2011, 0-1 in 2012, 1-0 in 2013, 1-1 in 2015, 1-0 in 2016, 0-1 in 2017, 0-2 in 2018
INT TD: 2 in 2013

POSTSEASON

Year	Team	G	GS	Tack	Solo	Sack	INT	PD
2015	Was	1	1	8	5	0	0	0
Career		1	1	8	5	0	0	0

CAREER HIGHS**SINGLE-GAME**

Total Tackles: 17, vs. NY Giants (1/1/17)
Solo Tackles: 15, vs. NY Giants (1/1/17)
Interceptions: 1, eight times, last vs. New York (12/09/16)
Interception TD: 1, twice, last vs. Atlanta (11/17/13)
Passes Defended: 2, vs. New Orleans (9/15/13)
Forced Fumbles: 1, four times, last at Cincinnati (10/30/16)
Fumble Recoveries: 1, five times, last vs. Houston (11/18/18)

51

SHAUN DION HAMILTON

LB**6-0 // 235****Rookie // Alabama****DOB: Sept. 11, 1995 // Carver H.S. (Montgomery, Ala.)**

TRANSACTIONS

Originally selected by the Washington Redskins in the sixth round (197th overall) of the 2018 NFL Draft.

YEAR-BY-YEAR

2018 (REDSKINS)

Appeared on special teams in win at ARI [9/9]... Contributed on special teams vs. IND [9/16]... Registered two solo tackles on special teams in a win vs. GB [9/23]... Appeared on special teams at NO [10/08]... Recorded first career forced fumble and added one solo tackle on special teams in a win vs. CAR [10/14]... Contributed on special teams in a win vs. DAL [10/21]... Tallied one assisted tackle on special teams in a win at NYG [10/28]... Appeared on special teams vs. ATL [11/04]... Contributed on special teams in a win at TB [11/11]... Contributed on special teams vs. HOU [11/18]... Tallied one quarterback hit at DAL [11/22]... Contributed on defense and special teams at PHI [12/03]... Record his first career start, first professional tackle and seven in total vs. NYG [12/09]... Notched his first career half sack and recorded four tackles [two solo] at JAX [12/16]... Added four solo tackles and one tackle for a loss at TEN [12/22]... Recorded seven tackles [five solo], two quarterback hits, one tackle for loss, and earned his first career sack vs PHI [12/30]...

COLLEGE

Played collegiately at Alabama from 2014-17, compiling 134 tackles (65 solo), 16.0 tackles for loss, 4.5 sacks, four pass breakups, two interceptions and two forced fumbles in 51 career games with the Tide... Named as a permanent team captain as a senior in 2017 and recorded 40 tackles (20 solo), 5.5 tackles for loss, 2.5 sacks and two pass breakups despite being limited to nine games by a knee injury... Ranked third on Alabama with 64 tackles (31 solo) as a junior before suffering a season-ending injury in the SEC Championship in 2016. Also added 9.0 tackles for loss, 2.0 sacks, two interceptions and a pass breakup in 13 games... Played in all 15 games in the Tide's national championship campaign in 2015, contributing 27 tackles (14 solo) and 1.5 tackles for loss as a sophomore... Played in 14 games in a reserve role as a freshman in 2014.

PERSONAL

Attended Carver H.S. in Montgomery, Ala., where he was a first-team Alabama Sports Writers Association 6A all-state selection as a senior in addition to being his class valedictorian... Recorded 119 tackles four sacks, three interceptions, six forced fumbles and a blocked punt that season... Was also a 2012 ASWA first-team 6A all-state selection after making 123 tackles as a junior... Selected to participate in the 2014 U.S. Army All-American Bowl... Was rated as a four-star prospect... Member of the AL.com 2013 Super All-State Team and was No. 6 on AL.com's 2014 "A-List"... Son of Shelton and Diane Hamilton... Father, Lt. Col. Shelton Hamilton, served more than 20 years in the U.S. Army Reserve and spent two tours in Afghanistan... Born Sept. 11, 1995.

YEAR-BY-YEAR STATS

DEFENSE

Year	Team	G	GS	Tack	Solo	Sack	INT	PD
2018	Was	16	4	22	15	1.5	0	0
Career		16	4	22	15	1.5	0	0

ADDITIONAL

FF-FR: 1-0 in 2018

*Tackle stats according to STATS, LLC

13

MAURICE HARRIS

WR**6-3 // 200****3rd NFL Season // California****DOB: Nov. 11, 1992 // Northern Guilford H.S. (Greensboro, N.C.)**

TRANSACTIONS

Originally entered the NFL with the Washington Redskins as a college free agent on May 6, 2016... Waived on September 3, 2016... Signed to the Redskins' practice squad on September 4, 2016... Signed to Redskins' active roster on October 21, 2016... Waived by the Redskins on September 2, 2017... Signed to Redskins' practice squad on September 3, 2017... Signed to Redskins' active roster on November 11, 2017.

PRO

Former college free agent who enters 2018 having previously appeared in 16 games, recording 12 receptions for 128 yards with one touchdown.

YEAR-BY-YEAR

2018 (REDSKINS)

Inactive in Weeks 1-2... Made season debut and contributed on offense in a win vs. GB [9/23]... Made first career start and recorded three receptions for 47 yards at NO [10/08]... Finished with three receptions for 13 yards and has now tied a career high with three receptions in a game for a consecutive week in a win vs. CAR [10/14]... Finished with three receptions for 22 yards and recorded at least three receptions in three consecutive games in a win vs. DAL [10/21]... Gained 20 yards on two receptions in a win at NYG [10/28]... Finished with a career highs 10 receptions and 124 receiving yards and is the first Redskins wide receiver to record 100 or more receiving yards in a single game since Jamison Crowder recorded 141 receiving yards on seven receptions vs. NYG on Nov. 23, 2017 vs. ATL [11/04]... Finished with a team high five receptions for 52 yards and has now led the Redskins in receptions in back-to-back games in a win at TB [11/11]... Caught one pass for 13 yards vs. HOU [11/18]... Contributed on offense at DAL [11/22]... Contributed on offense and special teams at PHI [12/03]... Contributed on offense and special teams vs. NYG [12/09]... Notched one reception for 13 yards at JAX [12/16]... Inactive at TEN [12/22]... Placed on injured reserve

2017 (REDSKINS)

Promoted from the practice squad in Week 10... Appeared in six games, catching four passes for 62 yards with one touchdown... Caught two passes for a career-high 50 yards and a touchdown in his season debut at MIN [11/12]... Made a spectacular one-handed catch for a 36-yard touchdown on his first reception of the season... Played on offense and special teams at NO [11/19]... Caught two passes for 12 yards in a Thanksgiving night win vs. NYG [11/23]... Played on offense and special teams at DAL [11/30]... Inactive with a concussion at LAC [12/10]... Played on offense and special teams in a win vs. ARI [12/17]... Inactive with a back injury vs. DEN [12/24]... Played on offense and special teams at NYG [12/31].

2016 (REDSKINS)

Caught eight passes for 66 yards in 10 games in his rookie season... Spent the first six weeks on the team's practice squad... Signed to active roster in Week 7... Made NFL debut at DET [10/23]... Played on offense and special teams in a tie against CIN [10/30] in London... Caught three passes for 28 yards in a win vs. MIN [11/13]... Recorded a 14-yard third-down conversion in a win vs. GB [11/20]... Gained 11 yards on two receptions at DAL [11/24]... Caught a pass for a two-yard loss at ARI [12/4]... Contributed on offense and special teams

in a win at PHI [12/11]... Played on offense and special teams vs. CAR [12/19] and in a win at CHI [12/24]... Caught one pass for 15 yards vs. NYG [1/1].

COLLEGE

Played collegiately at Cal from 2012-15, appearing in 46 career games with 14 starts and catching 81 career passes for 1,009 yards with 10 touchdowns... Posted career highs of 40 receptions, 558 receiving yards and six touchdown catches as a senior, playing in all 13 games with seven starts in 2015... Played in 12 games with six starts as a junior in 2014, totaling 25 receptions, 252 receiving yards and two touchdown receptions... Appeared in 10 games including his first career start at UCLA in 2013, and finished the season with seven receptions and 100 receiving yards... Played in seven games as a redshirt freshman in 2012... Redshirted in 2011.

PERSONAL

Attended Northern Guilford H.S. in Greensboro, N.C., where he played wide receiver and cornerback during an all-state and SuperPrep all-regional campaign as a senior... Led the 3-A Mid-State League in receiving [54 receptions for 1,104 yards receiving with 12 touchdowns] and interceptions [10] to earn Prepstar and SuperPrep all-region honors... Was a 4-star recruit according to ESPN while garnering three stars from both Rivals and Scout... Majored in African American studies... Son of Lynell Harris and Carmen Maynard. Cousin of NFL receiver Keenan Allen... Born Nov. 11, 1992.

COMMUNITY

In 2016, participated in recess events alongside 200 students from various D.C. schools at a Play 60 event, played alongside fans to benefit children in the second annual Redskins Charity Golf Classic, read class favorites to middle school students and served as a judge for a touchdown dance competition at Raymond Education Campus in Washington, D.C., and participated in a financial literacy course hosted by eighth grade students at Kenmoor Middle School at Junior Achievement's Finance Park in Hyattsville, Md.

YEAR-BY-YEAR STATS

RECEIVING

Year	Team	GP	GS	Rec	Yds	Avg	Lg	TD
2016	Was	10	0	8	66	8.3	15	0
2017	Was	6	0	4	62	15.5	36t	1
2018	Was	12	7	28	304	10.9	42	0
Career		28	7	40	432	10.8	42	1

ADDITIONAL

Fumbles-Lost: 1-0 in 2016

KICK RETURN

Year	Team	KR	Yds	Avg	Lg	TD
2016	Was	3	47	15.7	26	0
2017	Was	3	71	23.7	34	0
Career		6	118	19.7	34	0

CAREER HIGHS

SINGLE-GAME

Receptions: 3, vs. Minnesota [11/13/16] at New Orleans [10/8/18]
Receiving Yards: 50, vs. Minnesota [11/12/17]
Receiving TD: 1, vs. Minnesota [11/12/17]

JOSH HARVEY-CLEMONS

40



LB

6-4 // 230

2nd NFL Season // Louisville

DOB: Feb. 20, 1994 // Lowndes H.S. (Valdosta, Ga.)

TRANSACTIONS

Originally selected by the Washington Redskins in the seventh round (230th overall) of the 2017 NFL Draft.

YEAR-BY-YEAR

2018 (REDSKINS)

Recorded one pass defended and appeared on defense and special teams in win at ARI [9/9]... Appeared on defense and special teams registering one tackle on special teams vs. IND [9/16]... Notched two tackles [one solo] on defense and one solo tackle on special teams in a win vs. GB [9/23]... Added one solo tackle on defense and contributed on special teams at NO [10/08]... Registered four tackles [three solo] in a win vs. CAR [10/14]... On defense, added one solo tackle, one pass defended and one assisted tackle on special teams in a win vs. DAL [10/21]... Finished with three tackles and recorded first career full sack for a loss of seven yards in a win at NYG [10/28]... Registered three tackles [two solo] and one quarterback hit vs. ATL [11/04]... Notched one solo tackle in a win at TB [11/11]... Recorded one pass defended and assisted on a tackle on special teams vs. HOU [11/18]... Tied one solo tackle at DAL [11/22]... Contributed on defense at PHI [12/03]... Notched two solo tackles vs. NYG [12/09]... Contributed on defense and special teams at JAX [12/16]... Contributed on special teams at TEN [12/22]... Contributed on special teams vs PHI [12/30]...

2017 (REDSKINS)

Played in 10 games as a rookie, recording 11 tackles [six solo], a half-sack and a pass defended... Inactive in Weeks 1-2... Active but did not play vs. DAK [9/24]... Inactive in Weeks 4-7... Made NFL debut on special teams vs. DAL [10/29]... Contributed on special teams in a win at SEA [11/5]... Played on special teams vs. MIN [11/12] and at NO [11/19]... Assisted on two tackles on defense in a Thanksgiving night win vs. NYG [11/23]... Recorded a half-sack of Cowboys quarterback Dak Prescott at DAL [11/30]... Played on defense and special teams at LAC [12/10]... Made two solo tackles in a win vs. ARI [12/17]... Produced four tackles [two solo] in a win vs. DEN [12/24]... Recorded two solo tackles and a pass defended at NYG [12/31].

COLLEGE

Played collegiately at Louisville from 2015-16 after spending the 2012-13 seasons at Georgia... Played in 48 career games, including 23 at Louisville and 25 at Georgia. Recorded 228 career tackles [128 solo], 12.5 tackles for loss, 11 passes defended, four interceptions, three forced fumbles and 3.0 sacks... Appeared in 10 games for Louisville in 2016, contributing 61 tackles [38 solo], 4.0 tackles for loss and 2.0 sacks, picking up second-team All-ACC honors... Started all 13 games for the Cardinals in 2015, earning an honorable mention All-ACC selection after an 88-tackle, three-interception campaign... Redshirted per NCAA transfer rules in 2014... Started all 11 games in which he played at Georgia in 2013, making 65 tackles [38 solo] and intercepting one pass... Made 14 tackles in 14 games played as a freshman at Georgia in 2012.

PERSONAL

Attended Lowndes H.S. in Valdosta, Ga., where he was a first-

team Class AAAAA selection by the Georgia Sports Writers Association... Also named to the Atlanta Journal-Constitution Super 11 and Class AAAAA All-State team... Rated as a five-star prospect by Rivals.com and Scout.com and was a four-star prospect according to ESPN... Participated in the 2012 U.S. Army All-American Bowl... Majored in criminal justice... Son of Vanetesa and Woodrow Clemons... Born Feb. 20, 1994.

YEAR-BY-YEAR STATS

DEFENSE

Year	Team	G	GS	Tack	Solo	Sack	INT	PD
2017	Was	10	0	11	6	0.5	0	1
2018	Was	16	0	18	15	1	0	3
Career		26	0	29	21	1.5	0	4

*Tackle stats according to STATS, LLC

3



DUSTIN HOPKINS

K

6-2 // 203

5th NFL Season // Florida State

DOB: Oct. 1, 1990 // Clear Lake H.S. (Houston, Texas)

TRANSACTIONS

Originally selected by the Buffalo Bills in the sixth round (177th overall) of the 2013 NFL Draft... Waived by the Bills on August 25, 2014... Signed to the New Orleans Saints' practice squad on December 17, 2014... Waived by the Saints on September 5, 2015... Signed with the Washington Redskins on September 14, 2015... Re-signed with the Redskins on March 12, 2018.

PRO

Enters 2018 having previously kicked in 39 games, converting 73-of-87 field goal attempts (83.9 percent) and 93-of-98 PATs (94.9 percent). Also recorded 148 touchbacks on 206 career kickoffs (70.9 percent) through the conclusion of the 2017 season... As of the conclusion of the 2017 campaign, his 83.9 career field goal percentage was second-best among kickers with at least 50 made field goals in team history. Was perfect (27-for-27) inside of 30 yards across the 2015-17 seasons and was 30-for-32 inside of 40 yards in that time frame.

YEAR-BY-YEAR

2018 (REDSKINS)

Connected on only field goal attempt from 31 yards and 3-for-3 on PATs in a win at ARI [9/9]... Hit field goals of 49, 27 and 49 yards in a 3-for-4 performance vs. IND [9/16]... Converted a 35-yard field goal and with the score, passed Shaun Suisham for 4th on the Redskins kickers' all-time scoring list. Finished 4-for-4 on PATs in a win vs. GB [9/23]... Went 2-for-2 on field goal attempts, including a season-long 53-yarder and recorded the third-most field goals of 50 or more yards in team history at NO [10/08]... Connected on three field goal attempts and two PATs, including a career long 56-yard field goal which tied for the third longest in franchise history. Finished with 11 points and registered 352 career points. Passed Hugh Taylor (348) and Gary Clark (348) for 8th on the Redskins all-time scoring list in a win vs. CAR [10/14]... Connected on two field goals and two PATs scoring eight points in the game. Tied Jerry Smith (360) for seventh on the Redskins all-time scoring list in a win vs. DAL [10/21]... Connected on 2-of-3 field goal attempts, including a 53-yard field goal, and finished with eight points for the game (368). With the extra point following the Redskins first touchdown of the game, passed Jerry Smith (360) for seventh on the Redskins all-time scoring list in a win at NYG [10/28]... Went 2-for-2 on PATs vs. ATL [11/04]... Connected on all three field goal attempts (43, 43 and 26 yards) and now ranks fifth all-time in franchise history in field goals between 40-49 yards in a win at TB [11/11]... Went 3-for-3 on PATs vs. HOU [11/18]... Kicked a 31 yard field goal at DAL [11/22]... Connected on both of his field goal attempts hitting field goals of 44 and 47 yards and he (394) passed Art Monk (390) for sixth on the all-time franchise list for total points at PHI [12/03]... Contributed on special teams vs. NYG [12/09]... Connected on a 36-yard field goal as time expired for second career game-winning field goal. The last time Hopkins connected on a game winner was Sept. 25, 2016 at the New York Giants at JAX [12/16]... Registered three field goals on three attempts, including a 50-yard field goal in the first quarter. He has now recorded four field goals from 50-plus yards to tie a single season franchise record, which is currently held by Graham Gano (4 in 2011), John Hall (4 in

2003) and Mark Moseley (4 in 1977) at TEN [12/22]... Contributed on special teams vs PHI [12/30]...

2017 (REDSKINS)

Led the Redskins in scoring with 60 points in only eight games after finishing the season 14-of-17 on field goal attempts and 18-of-19 on PATs... Went 2-for-2 on PATs and converted his only field goal attempt from 33 yards out vs. PHI [9/10]... Went 2-for-3 on field goal attempts and 3-for-3 on PATs in a win at LAR [9/17]. First field goal of the day pushed him past Kai Forbath (60) for sole possession of fifth-most career field goals in Redskins history... Hit field goals of 23 and 28 yards in a 2-for-3 performance in a win vs. OAK [9/24]... Converted two field goal attempts at KC [10/2], including what was a then-game-tying 40-yarder in the final minute... Hit field goals of 48 and 21 yards, respectively, and was 2-of-3 on PATs in a win vs. SF [10/15]... Placed on Reserve/Injured list with a hip injury in Week 7... Activated in Week 15 after being designated for return... Went 2-for-2 on field goal attempts in his return to action in a win vs. ARI [12/17]... Converted both field goal attempts in a win vs. DEN [12/24]... Hit a season-long 49-yard field goal on the final play of the first half at NYG [12/31].

2016 (REDSKINS)

Converted 34-of-42 field goal attempts (81.0 percent) and 36-of-39 PATs for 138 points in 16 games. His 34 field goals broke Mark Moseley's 1983 team record (33)... Named the NFC's Special Teams Player of the Month for September after opening the season 11-for-11 on field goal attempts, becoming the first Redskins kicker to earn the honor. His 11 field goals were the most through the first three games in team history... Converted 3-of-3 field goal attempts and his lone PAT vs. PIT [9/12]... Added another 3-for-3 performance on field goals vs. DAL [9/18]... Tied a team record by converting a career-high five field goals on five attempts in a win at NYG [9/25], earning his first career NFC Special Teams Player of the Week honor... Made a 49-yard field goal and four PATs in a win vs. CLE [10/2]. Extended career-long streak of consecutive regular season field goals to 16, dating back to 2015... Had his streak of consecutive field goal attempts end at 16 in a win at BAL [10/9] when his 56-yard attempt into 30 mph wind gusts fell short... Went 2-for-2 on field goal attempts including a 50-yarder in a win vs. PHI [10/16]... Went 1-for-2 on field goals at DET [10/23]... Helped force overtime with a 40-yard field goal in the fourth quarter but finished 2-for-4 on field goals in a tie against CIN [10/30] in London... Converted 4-of-4 field goal attempts and 2-of-2 PATs in a win vs. MIN [11/13]. In the process, became the 29th player in team history to record 200 career points with the Redskins. Passed Scott Blanton (44) for 10th-most career field goals in franchise history... Made a 37-yard field goal and was 3-for-4 on PATs in exceedingly windy conditions in a win vs. GB [11/20]... Went 2-for-4 on field goals at DAL [11/24]. Also added two PATs to reach 100 points on the season, becoming the first member of the Redskins to accomplish the feat in consecutive seasons since Graham Gano in 2010-11... Went 3-for-3 on field goal attempts at ARI [12/4], including a season-long 53-yarder. Set a new single-season career high and passed Brett Conway (52) for ninth on the team's all-time career field goals list... Had a streak of 15 consecutive games with a field goal snapped in a win at PHI [12/11]. Was one game shy of tying Mark Moseley (16 consecutive games across the 1976-77 seasons) for the second-longest streak in team history... Converted all three field goal attempts vs. CAR [12/19]. Entered the Top

3 DUSTIN HOPKINS

10 in points in a single season in franchise history (including both kickers and position players). Pushed his field goal total this season to 31, tying Graham Gano (31 in 2011) and Chip Lohmiller (31 in 1991) for second-most in team history. Passed Sam Baker and John Hall (54 each) for seventh on the team's all-time made field goals list... Converted 2-of-2 field goal attempts and five PATs in a win at CHI (12/24). With his second field goal, tied Mark Moseley's record (33 in 1983) for the most field goals in a single season in team history. Passed No. 6 Terry Allen (126 in 1996), No. 5 Chip Lohmiller (128 in 1989) and No. 4 Lohmiller (131 in 1990) on the franchise's single-season scoring list... Broke Mark Moseley's team record for field goals in a season with his 34th field goal of the season vs. NYG (1/1). Became the 18th player in Redskins history (including both kickers and position players) to record 250 career points, and his field goal also tied him with Graham Gano (59) for sixth-most career field goals made in Redskins history.

2015 (SAINTS/REDSKINS)

Completed first season 25-of-28 on field goal attempts for Washington. His 89.3 field goal percentage in 2015 marked the third-best single-season percentage in Redskins history... Spent the offseason with the Saints before being waived during final cuts... Signed with the Redskins in Week 2... Made NFL debut in win vs. STL (9/20), converting a 46-yard field goal and three PATs... Went 2-for-2 on field goal attempts at NYG (9/24)... Made a career-high three field goals in a 3-for-3 performance vs. PHI (10/4), also converting on two PATs... Went 2-for-3 on field goals at ATL (10/11), including a then-career-long 52-yarder with no time remaining to force overtime. Became the first Redskins kicker to force overtime with a game-tying field goal in the final minute of regulation since John Hall vs. the New York Giants on Sept. 21, 2003... Recorded a career-long 54-yard field goal at NYJ (10/18), the longest Redskins field goal since Graham Gano's team-record 59-yard field goal on Nov. 6, 2011. Became the first Redskins kicker to record a field goal of 50 yards or more in consecutive games since John Hall in Weeks 5-6 of the 2003 season... Converted a 35-yard field goal and also kicked the NFL's first successful onside kick of the season in the largest comeback win (24 points) in team history vs. TB (10/25)... Hit a 23-yard field goal at NE (11/8)... Converted a career-high four field goals on four attempts against his former team vs. NO (11/15), pushing his career-best streak of consecutive made field goals to 10... Was 2-for-2 on PATs at CAR (11/22)... Went 2-for-3 on field goals and 2-for-2 on PATs in a win vs. NYG (11/29)... Converted 3-of-4 field goal attempts vs. DAL (12/7)... Converted his only field goal attempt — a 47-yarder into the wind at Solider Field — early in the fourth quarter in a three-point win at CHI (12/13)... Went 5-for-5 on PATs in a win vs. BUF (12/20)... Converted a 28-yard field goal and went 4-for-5 on PATs in a division-clinching win at PHI (12/26). Exceeded the 100-point mark for the season during the game, posting the 25th 100-point season in team history... Converted two field goal attempts in regular season finale at DAL (1/3)... Hit a 25-yard field goal in NFC Wild Card Round vs. GB (1/10).

2014 (BILLS/SAINTS)

Signed to the Saints' practice squad on Dec. 17 after spending the offseason with the Bills.

2013 (BILLS)

Inactive for each of the first five games with a groin injury before being placed on Injured Reserve on Oct. 7.

COLLEGE

Played collegiately at Florida State, setting a new NCAA career scoring record for kickers (466 points) during a storied

four-year career... Also established new NCAA, ACC and Florida State records with 88 career field goals... His 88th career field goal in the Orange Bowl over Northern Illinois pushed him past Georgia's Billy Bennett (87, 2000-03)... Kicked at least one field goal in 46 career games to set the all-time NCAA record... Walter Camp All-American and AP All-American (Second Team) as a senior captain when he posted 140 points to set a new conference all-time single season scoring mark, as he made 25-of-30 field goal attempts... As a junior in 2011, converted 22-of-27 field goal attempts and was a first-team All-ACC selection.

PERSONAL

Attended Clear Lake H.S. in Houston, where he was a two-time Texas 5A all-state selection and USA Today first-team All-American as a senior... Participated in the Under Armour All-America game... Also started in the secondary for Clear Lake... Boasted better than a 4.0 weighted GPA... Son of Jim and Karen Hopkins... Married his wife, Gabrielle, in July of 2014 and welcomed their son, Wake Steele, in March of 2017... Born Oct. 1, 1990.

YEAR-BY-YEAR STATS

KICKING

Year	Team	G	FG	Pct.	Lg	PAT	Pct.	Pts.
2015	Was	15	25/28	89.3	54	39/40	97.5	114
2016	Was	16	34/42	81.0	53	36/39	92.3	138
2017	Was	8	14/17	82.4	49	18/19	94.7	60
2018	Was	16	26/29	89.7	56	25/26	96.2	103
Career		55	99/116	85.3	56	118/124	95.2	415

KICKOFFS

Year	Team	KO	TB	Pct	Yds	Avg
2015	Was	76	52	68.4	4891	64.4
2016	Was	90	65	72.2	5760	64.0
2017	Was	40	29	72.5	2574	64.4
2018	Was	69	56	81.2	4427	64.2
Career		275	202	73.5	17652	64.2

ADDITIONAL

Game-Winning FGs (last 2:00/OT): 1 (9/25/16 at NYG)

Career-Best Streak: 16* (Wk. 14 2015-Wk. 4 2016)

*Regular season only

POSTSEASON

2015: 1-of-1 on FG, 1-for-2 on PAT

CAREER HIGHS

SINGLE-GAME

Field Goals Made:	5, at NY Giants (9/25/16)
Field Goals Att.:	5, at NY Giants (9/25/16)
PATs Made:	5, three times, last at Chicago (12/24/16)
PATs Att.:	5, three times, last at Chicago (12/24/16)
Points:	17, twice, last at NY Giants (9/25/16)
Kickoffs:	9, vs. New Orleans (11/15/15)
Kickoff Touchbacks:	7, at NY Giants (9/25/16)

78



AUSTIN HOWARD

T

6-7 // 330

9th NFL Season // Northern Iowa

DOB: March 22, 1987 // Davenport Central (Iowa) H.S.

TRANSACTIONS

Originally entered the NFL as a college free agent with the Philadelphia Eagles on April 27, 2010...Waived by the Philadelphia Eagles on September 3, 2011...Signed by the New York Jets on November 23, 2011...Signed by the Oakland Raiders on March 12, 2014...Waived by the Oakland Raiders on July 28, 2017...Signed by the Baltimore Ravens on August 4, 2017...Signed by the Indianapolis Colts on May 9, 2018...Waived by the Indianapolis Colts on September 1, 2018...Signed by the Washington Redskins on November 5, 2018

PRO

Joined the Redskins in Week 10 of the 2018 season...enters Washington having played in 93 games with 88 starts with the Philadelphia Eagles, New York Jets, Oakland Raiders and Baltimore Ravens from 2010-2017.

YEAR-BY-YEAR

2018 (REDSKINS)

Made Redskins debut and contributed on offense and special teams in a win at TB [11/11]... Contributed on offense vs. HOU [11/18]... Contributed on special teams at DAL [11/22]... Inactive at PHI [12/03]... Started at right guard vs. NYG [12/09]... Contributed on offense and special teams at JAX [12/16]... Placed on injured reserve

2017 (RAVENS)

Started at right tackle in a win at CIN [9/10]...Started at right tackle in a win over CLE [9/17]... Started at right tackle in a loss at JAX [9/24]... Started at right tackle in a loss at PIT [10/1]... Started at right tackle in a win at OAK [10/8]... Started at right tackle in a loss vs. CHI [10/15]... Started at right tackle in a loss at MIN [10/22]... Started at right tackle in a shutout victory over MIA [10/26]... Started at right tackle in a loss at TEN [11/5]... Started at right tackle in a win at GB [11/19]... Started at right tackle in a win at HOU [11/27]... Started at right tackle in a win vs. DET [12/3]... Started at right tackle in a loss at PIT [12/10]... Started at right tackle in a win at CLE [12/17]... Started at right tackle in a win vs. IND [12/23]... Started at right tackle in a loss vs. CIN [12/31].

2016 (RAIDERS)

Inactive in a win at NO [9/11]...Started at right tackle in a loss vs. ATL [9/18]...Inactive in weeks 3-4...Contributed on offense in a win at SD [10/9]...Started at right tackle in a loss vs. KC [10/16]...Started at right tackle in a win at JAX [10/23]...Started at right tackle in a win at TB [10/30]...Started at right tackle in a win over DEN [11/6]...Started at right tackle in a win over HOU [11/21]...Started at right tackle in a win over CAR [11/27]...Started at right tackle in a win over BUF [12/4]...Started at right tackle in a loss at KC [12/8]... Started at right tackle in a win at SD [12/18]...Inactive in Weeks 16-17...Started at right tackle in an AFC Wild Card loss at HOU [1/7]

2015 (RAIDERS)

Started at right tackle in a loss vs. CIN [9/13]...Started at right tackle in win vs. BAL [9/20]...Started at right tackle in a win at CLE [9/27]...Started at right tackle in a loss at CHI [10/4]...Started at right tackle in a loss vs. DEN [10/11]... Started at right tackle in a win at SD [10/25]...Started at right tackle in a win vs. NYJ [11/1]...Started at right tackle in a loss

at PIT [11/8]...Started at right tackle in loss vs. MIN [11/15]... Started at right tackle in a loss at DET [11/22]...Started at right tackle in win at TEN [11/29]...Started at right tackle in a loss vs. KC [12/6]...Started at right tackle in a win at DEN [12/13]...Placed on the Reserved/Injured List [12/19]

2014 (RAIDERS)

Started at right guard in a loss at NYJ [9/7]...Started at right guard in a loss vs. HOU [9/14]...Started at right guard in a loss at NE [9/21]...Started at right guard in a loss vs. MIA [9/28]...Started at right guard in a loss vs. SD [10/12]...Started at right guard in a loss vs. ARI [10/19]...Started at right guard in a loss at CLE [10/26]...Started at right guard in a loss at SEA [11/2]...Started at right guard in a loss vs. DEN [11/9]...Started at right guard in a loss at SD [11/16]...Started at right guard in a win vs. KC [11/20]...Started at right guard in a loss at STL [11/30]...Started at right guard in a win at SF [12/7]...Started at right guard in a loss at KC [12/14]...Started at right guard in a win vs. BUF [12/21]...Started at right guard in a loss at DEN [12/28]

2013 (JETS)

Started at right tackle in a win vs. TB [9/8]...Started at right tackle in a loss at NE [9/12]...Started at right tackle in a win vs. BUF [9/22]...Started at right tackle in a loss at TEN [11/29]...Started at right tackle in a win at ATL [10/7]...Started at right tackle in a loss vs. PIT [10/13]...Started at right tackle in a win vs. NE [10/20]...Started at right tackle in a loss at CIN [10/27]...Started at right tackle in a win vs. NO [11/3]... Started at right tackle in a loss at BUF [11/17]...Started at right tackle in a loss at BAL [11/24]...Started at right tackle in a loss vs. MIA [12/1]...Started at right tackle in a win vs. OAK [12/8]...Started at right tackle in a loss at CAR [12/15]... Started at right tackle in a win vs. CLE [12/22]...Started at right tackle in a win vs. MIA [12/29]

2012 (JETS)

Started at right tackle in a win vs. BUF [9/9]...Started at right tackle in a loss at PIT [9/16]...Started at right tackle in a win at MIA [9/23]...Started at right tackle in a loss vs. SF [9/30]... Started at right tackle in a loss vs. HOU [10/8]...Started at right tackle in a win vs. IND [10/14]...Started at right tackle in a loss at NE [10/21]...Started at right tackle in a loss vs. MIA [10/28]...Started at right tackle in a loss at SEA [11/11]... Started at right tackle in a win at STL [11/18]...Started at right tackle in a loss vs. NE [11/22]...Started at right tackle in a win vs. ARI [12/2]...Started at right tackle in win at JAX [12/9]... Started at right tackle in a loss at TEN [12/17]...Started at right tackle in a loss vs. SD [12/23]...Started at right tackle in a loss at BUF [12/30]

2011 (RAVENS/JETS)

Joined Ravens practice squad [9/6]...Signed by New York Jets [11/25]...Inactive Weeks 12-17

2010 (EAGLES)

Inactive Weeks 1-6...Contributed on offense and special teams in a loss at TEN [10/24]...Contributed on offense and special teams in a win vs. IND [11/7]...Contributed on offense and special teams in a win at WAS [11/15]...Inactive Weeks 11-16...Made first career start at left tackle in a loss at DAL [1/2]

COLLEGE

Played collegiately at the University of Northern Iowa, initially signed as a tight end, but converting to offensive tackle in 2008...Howard earned two All-Missouri Valley Football Conference second team honors in 2008 and 2009...Played basketball for the Northern Iowa basketball team in the 2005-06 season.

PERSONAL

Attended Davenport Central H.S. in Davenport, Iowa...has two brothers named Aaron and Marcel who played college football at Iowa State University and two sisters named Amy and Ashley...Son of Elston and Jamie Howard.

YEAR-BY-YEAR STATS**GAMES/STARTS**

Year	Team	G	GS
2010	Phi	4	1
2012	NYJ	16	16
2013	NYJ	16	16
2014	Oak	16	16
2015	Oak	13	13
2016	Oak	11	10
2017	Bal	16	16
2018	Was	5	1
Career		97	89

POSTSEASON

Year	Team	G	GS
2016	Oak	1	1
Career		1	1

98



MATT IOANNIDIS

DL

6-3 // 305

3rd NFL Season // Temple

DOB: Jan. 11, 1994 // Hunterdon Central Regional H.S. (Flemington, N.J.)

TRANSACTIONS

Originally selected by the Washington Redskins in the fifth round (152nd overall) of the 2016 NFL Draft... Waived on September 3, 2016... Signed to the Redskins' practice squad on September 4, 2016... Signed to the Redskins' active roster on September 19, 2016.

PRO

Former fifth-round pick who enters 2018 having previously appeared in 24 games, tallying 35 tackles (19 solo), 4.5 sacks and a forced fumble, according to STATS.

YEAR-BY-YEAR

2018 (REDSKINS)

Posted one solo tackle, one sack, a forced fumble and first career fumble recovery in win at ARI (9/9)... Recorded sacks in back-to-back games for the first time in his career and finished with two solo tackles, two quarterback hits, one tackle for loss and one sack [two yards] vs. IND (9/16)... Recorded a sack for a third consecutive game and finished with two tackles [one solo], one tackle for loss, one quarterback hit and one sack for a loss of seven yards in a win vs. GB (9/23)... Added three tackles [one solo] at NO (10/08)... Contributed one solo tackle in a win vs. CAR (10/14)... Added one solo tackle in a win vs. DAL (10/21)... Finished with five tackles [four solo], 2.5 sacks for a loss of 16 yards and four quarterback hits and has now recorded a career high for sacks in a single-season with 5.5 sacks for the year in a win at NYG (10/28)... Finished with a team high seven tackles [six solo] and one sack for a loss of eight yards vs. ATL (11/04)... Recorded a sack for a loss of three yards and now has a team high 7.5 sacks on the season in a win at TB (11/11)... Tallied three tackles [two solo] vs. HOU (11/18)... Notched one solo tackle at DAL (11/22)... Inactive at PHI (12/03)... Contributed on defense vs. NYG (12/09)... Tallied one assisted tackle at JAX (12/16)... Added one solo tackle at TEN (12/22)... Inactive week 17 vs PHI (12/30)...

2017 (REDSKINS)

Posted career highs in games played (14), starts (10), total tackles (27), solo tackles (13), sacks (4.5) and forced fumbles (one)... Recorded his first career half-sack vs. PHI (9/10), combining with Ryan Kerrigan to bring down Carson Wentz... Made a solo tackle in a win at LAR (9/17)... Made two tackles [one solo] including a half-sack in a win vs. OAK (9/24)... Posted three tackles [one solo] and a sack at KC (10/2)... Contributed three tackles including a career-high 1.5 sacks in a win vs. SF (10/15)... Assisted on a tackle at PHI (10/23)... Recorded three tackles [two solo] and his first career forced fumble vs. DAL (10/29)... Inactive with a hand injury at SEA (11/5) and vs. MIN (11/12)... Notched a quarterback hit at NO (11/19)... Assisted on a tackle and hit Eli Manning twice in a Thanksgiving night win vs. NYG (11/23)... Added two tackles [one solo] at DAL (11/30)... Made three tackles [two solo] including a sack at LAC (12/10)... Tallied two tackles [one solo] in a win vs. ARI (12/17)... Assisted on a tackle in a win vs. DEN (12/24)... Recorded four tackles [three solo] at NYG (12/31).

2016 (REDSKINS)

Appeared in 10 games as a rookie, adding eight tackles (six solo)... Waived during final cuts but signed to the practice

squad a day later... Promoted to the Redskins' active roster in Week 3... Made NFL debut in his home state of New Jersey, appearing on special teams in a win at NYG (9/25)... Played on defense and special teams in a win vs. CLE (10/2)... Added two tackles [one solo] in a win at BAL (10/9)... Posted a tackle in a win vs. PHI (10/16)... Made a solo tackle at DET (10/23)... Inactive at CIN (10/30), vs. MIN (11/13), vs. GB (11/20) and at DAL (11/24)... Contributed on defense and special teams at ARI (12/4)... Added two solo tackles in a win at PHI (12/11)... Contributed a solo tackle vs. CAR (12/19)... Played on defense and special teams in a win at CHI (12/24)... Made a solo tackle vs. NYG (1/1).

COLLEGE

Played collegiately at Temple from 2012-15, appearing in 43 career games for the Owls... Posted 118 career tackles (77 solo, 30.0 for loss), 10.0 sacks, eight pass breakups and a forced fumble... Two-time team captain... Started every game in 2015, earning first-team All-AAC honors and being named a third-team All-American by Phil Steele... Led all Temple defensive linemen with 47 tackles and led the entire defense with 11.0 tackles for loss. Named second-team All-AAC... Changed his number from No. 95 to No. 9 in keeping with school tradition that dictates single-digit numbers be given to the toughest players on the team... Played in every game as a sophomore in 2013, tying for the Owls lead with 3.0 sacks and finishing as the defensive line's leading tackler (26)... Played in six games as a true freshman in 2012.

PERSONAL

Attended Hunterdon Central Regional H.S. in Flemington, N.J., where he was a team captain and three-year letterwinner... Was a 2011 Newark Star-Ledger second-team all-state selection, a first-team all-state Group 4 honoree, and all-West Jersey honoree... Helped the Red Devils to three consecutive Mid-State 39 Delaware Division Conference championships from 2009-11... As a senior, posted 101 tackles (65 solo, 14 for loss), 8.0 sacks, three fumble recoveries, a blocked punt and a touchdown... Majored in communication studies... Son of Betsy Ioannidis. Has two brothers, Andrew and Kevin... Last name pronounced "eye-an-NYE-dis"... Born Jan. 11, 1994 in Marlton, N.J.

COMMUNITY

In 2016, participated in recess events alongside 200 students from various D.C. schools at a Play 60 event, played alongside fans to benefit children in the second annual Redskins Charity Golf Classic, read class favorites to middle school students and also served as a judge for a touchdown dance competi at Raymond Education Campus in Washington, D.C., and participated in a financial literacy course hosted by eighth grade students at Kenmoor Middle School

YEAR-BY-YEAR STATS

DEFENSE

Year	Team	G	GS	Tack	Solo	Sack	PD	FF	FR
2016	Was	10	0	8	6	0	0	0	0
2017	Was	14	10	27	13	4.5	0	1	0
2018	Was	14	9	31	23	7.5	0	1	1
Career		38	19	66	42	12.0	0	2	1

*Tackle stats according to STATS, LLC

DANNY JOHNSON

20



CB

5-9 // 181
Rookie // Southern

DOB: Nov. 17, 1995 // East Feliciana H.S. (Jackson, La.)

TRANSACTIONS

Originally entered the NFL with the Washington Redskins as a college free agent on May 2, 2018.

YEAR-BY-YEAR

2018 (REDSKINS)

Made NFL debut and contributed on special teams with one kick return for 24 yards in a win at ARI [9/9]... Appeared on special teams vs. IND [9/16]... Contributed on special teams with one kick return for 15 yards in a win vs. GB [9/23]... Added one solo tackle on special teams and two kick returns for 45 yards [22.5 avg.] at NO [10/08]... Assisted on one special teams tackle in a win vs. CAR [10/14]... Notched one solo tackle in a win vs. DAL [10/21]... Added one assisted special teams tackle in a win at NYG [10/28]... Tallied two solo tackles and a tackle for loss vs. ATL [11/04]... Tallied four solo tackles and one pass defended in a win at TB [11/11]... Recorded one solo tackle on special teams and returned four kickoffs for 78 yards vs. HOU [11/18]... Returned a kickoff for a career high 44 yards at DAL [11/22]... Assisted on a special teams tackle at PHI [12/03]... Returned two kickoffs for a combined 58 yards vs. NYG [12/09]... Notched one assisted tackle at JAX [12/16]... Placed on injured reserve

COLLEGE

Played collegiately at Southern from 2014-17... Appeared in 46 career games, totaling 190 career tackles (143 solo), 39 pass breakups and 16 interceptions (including three returned for touchdowns). Also collected a rushing touchdown, passing touchdown, receiving touchdown, punt return touchdown and kickoff return touchdown during his career... Started all 45 career games in which he played and was a three-time All-SWAC and two-time All-FCS selection... Tallied 55 tackles (43 solo), 12 pass breakups and three interceptions (including two returned for touchdowns) in 2017. Also responsible for three offensive touchdowns (one passing, one rushing, one receiving) and one special teams touchdown (punt return) on the year... Led the Football Championship Subdivision with seven interceptions in 2016, including one he returned for a touchdown. Added a career-high 57 tackles (43 solo) on the year... Made 38 tackles (27 solo) and picked off three passes in 11 games in 2015... Posted 40 tackles (30 solo), three interceptions and a kickoff return touchdown as a freshman in 2014.

PERSONAL

Attended East Feliciana H.S. in Jackson, La., where he competed at both defensive back and wide receiver... Also competed in basketball and baseball, garnering in all-district honors in all three sports... Became the first Southern player to compete in the Senior Bowl in 23 years... Graduated with a degree in criminal justice... Son of Danny Johnson Sr. and Lisa Johnson... Has a son, Aiden... Born Nov. 17, 1995.

YEAR-BY-YEAR STATS

DEFENSE

Year	Team	G	GS	Tack	Solo	Sack	PD	FF
2018	Was	14	1	7	7	0	1	0
Career		14	1	7	7	0	1	0

*Tackle stats according to STATS, LLC

KICK RETURN

Year	Team	KR	Yds	Avg	Lg	TD
2018	Was	12	283	23.6	44	0
Career		12	283	23.6	44	0

JOSH JOHNSON

8



QB

6-3 // 219
10th year // San Diego

TRANSACTIONS

Originally selected in the fifth round (160th overall) in the 2008 NFL Draft by the Tampa Bay Buccaneers...Signed by the San Francisco 49ers on March 22, 2012...Released by the San Francisco 49ers on August 31, 2012...Signed by the Cleveland Browns on December 26, 2012...Signed by the Cincinnati Bengals on March 23, 2013...Released by the Cincinnati Bengals on May 12, 2014...Signed by the San Francisco 49ers on May 15, 2014...Released by the San Francisco 49ers on September 20, 2014...Signed by the San Francisco 49ers on September 23, 2014...Released by the San Francisco 49ers on October 10, 2014...Signed by the San Francisco 49ers on October 14, 2014...Released by the San Francisco 49ers on October 17, 2014...Signed by the San Francisco 49ers on October 21, 2014...Signed by the Cincinnati Bengals on April 2, 2015...Released by the Cincinnati Bengals on August 25, 2015...Signed by the New York Jets on August 28, 2015...Released by the New York Jets on September 5, 2015...Signed by the Indianapolis Colts on October 2, 2015...Waived by the Indianapolis Colts on October 5, 2015...Signed by the Indianapolis Colts on October 7, 2015...Waived by the Indianapolis Colts on October 12, 2015...Signed by the Buffalo Bills on October 13, 2015...Signed by the Baltimore Ravens on May 16, 2016...Signed by the New York Giants on September 5, 2016...Released by the New York Giants on September 2, 2017...Signed by the Houston Texans on November 7, 2017...Waived by the Houston Texans on November 21, 2017...Signed by the Houston Texans on December 27, 2017...Signed by the Oakland Raiders on March 20, 2018...Released by the Oakland Raiders on May 10, 2018...Signed by the Washington Redskins on December 5, 2018

PRO

Joined the Redskins in Week 14 of the 2018 season...enters Washington having played in 30 games between Tampa Bay, Cleveland and Cincinnati from 2009-13.

YEAR-BY-YEAR

2018 (REDSKINS)

Made Redskins debut and threw for 195 yards on 11-of-16 passing, one touchdown and rushed for 45 yards and a touchdown NYG [12/09]... Recorded his first win as a starter in the NFL, throwing for 151 yards on 16-of-25 passing and rushing for 49 yards on nine attempts at JAX [12/16]... Completed 13-of-23 pass attempts for 153 yards with one touchdown and two interceptions for a passer rating of 55.2 and has now has now thrown a touchdown pass in three consecutive games for the first time in his career. He also rushed for 22 yards on two attempts (5.6 avg.) at TEN [12/22]... Completed 12-of-27 pass attempts for 91 yards and rushed for four yards vs PHI [12/30]...

2017 (TEXANS)

Served as a backup quarterback on two separate occasions in November and December, but did not play in a game.

2016 (GIANTS)

Was active for two games, but did not make an appearance and served as a backup.

2015 (COLTS/BILLS)

Signed by the Colts after an injury to Andrew Luck, but did not play...Joined the Bills as a backup in October, but didn't record a snap.

2014 (49ERS)

Briefly served as roster depth, but did not record a snap.

2013 (BENGALS)

Did not play weeks 1-7...Rushed for 17 yards on three attempts vs. NYJ [10/27]...Did not play weeks 9-15...Rushed for three yards on four attempts vs. MIN [12/22]...Did not play vs. BAL [12/29].

2012 (BROWNS)

Appeared in one game vs. PIT, but did not record any statistics [12/30]

2011 (BUCCANEERS)

Went 1-for-3 for seven yards and rushed for two yards vs. DET [9/11]...Active but did not play weeks 2-3...Rushed for eight yards on one carry vs. IND [10/03]...Completed one pass for seven yards at SF [10/09]...Active but did not play weeks 6-8...Rushed for one yard at NO [11/06]...Attempted two passes vs. HOU [11/13]...Did not play at GB [11/20]...Rushed for six yards on attempt at TEN [11/27]...Made his first start of the season, completing 16-of-27 passes for 229 yards and one touchdown, while rushing for 45 yards vs. CAR [12/04]...Completed one pass for three yards at JAX [12/11]...Active but did not play weeks 14-15...Rushed for five yards on one attempt at ATL [1/01]

2010 (BUCCANEERS)

Active but did not play weeks 1-2...Completed all six pass attempts for 67 yards and rushed for seven yards vs. PIT [9/26]...Tallied two completions for four yards at CIN [10/10]...Completed two passes for 17 yards and rushed for 11 yards vs. NO [10/17]...Active but did not play weeks 7-9...Ran for a 14 yard gain on one attempt vs. CAR [11/14]...Completed one pass for seven yards and rushed for seven at SF [11/21]...Contributed on offense at BAL [11/28]...Contributed on offense vs. ATL [12/05]...Contributed on offense at WAS [12/12]...Completed one pass for a yard vs. DET [12/19]...Completed two passes for 15 yards vs. SEA [12/26]...Contributed on offense at NO [1/02]

2009 (BUCCANEERS)

Did not play vs DAL [9/13]...Contributed on offense at BUF [9/20]...Completed four passes for 36 yards and rushed for 15 yards vs. NYG [9/27]...Made NFL debut and recorded 13 completions for 106 yards and one touchdown at WAS [10/04]...Threw for a season-high 26 completions, 240 yards and two touchdowns at PHI [10/11]...Completed 11 passes on 17 attempts for 147 yards and rushed for a season high 45 yards vs. CAR [10/18]...Tallied nine completions for 156 yards a touchdown vs. NE [10/25]...Active but did not play weeks 8-17

COLLEGE

Played collegiately at the University of San Diego where he played all four seasons, including his freshman year backing up Todd Mortensen...Finished sixth in the voting for the I-AA Walter Payton Award for top offensive player in the country...Led the nation in a number of categories his junior year, including total offense, passing yards, pass efficiency and points responsible for...owns the all-time record for completions at San Diego...Third-team FCS All-American in 2007.

PERSONAL

Attended Oakland Technical H.S. in Oakland, California, where he played football, basketball and track & field...Was a teammate of NFL running back Marshawn Lynch...Led team to an Oakland Athletic League Championship and earned first-team All-City honors, Oakland Chamber of Commerce Prep of the Month and Most Improved Player.

YEAR-BY-YEAR STATS

PASSING

Year	Team	G	GS	Att	Comp	Pct	Yds	Yd/A	TD	Int	Lg	Rate
2009	TB	6	4	125	63	50.4	685	5.5	4	8	35	50.9
2010	TB	11	0	16	14	87.5	111	6.9	0	0	22	95.6
2011	TB	9	1	36	19	52.8	246	6.8	1	2	42	60.6
2012	Cle	1	0	0	0	0	0	0	0	0	0	0
2013	Cin	2	0	0	0	0	0	0	0	0	0	0
2018	Was	4	3	91	52	57.1	590	6.5	3	4	79t	69.4
Career		33	8	268	148	55.2	1632	6.1	8	14	79t	61.7

RUSHING

Year	Team	Att	Yds	Avg	Lg	TD
2009	TB	22	148	6.7	29	0
2010	TB	4	39	9.8	14	0
2011	TB	11	67	6.1	14	0
2012	Cle	0	0	0	0	0
2013	Cin	7	20	2.9	10	0
2018	Was	23	120	5.2	16	1
Career		67	394	5.9	29	1

ADDITIONAL

Record as Starter: 0-5 in career


Fumbles-Lost: 7-1 in 2009, 1-1 in 2011, 1-1 in 2012, 1-0 in 2013

CAREER HIGHS

SINGLE-GAME

Pass Attempts: 50 at Philadelphia (10/11/09)
Pass Completions: 50 at Philadelphia (10/11/09)
Yards Passing: 240 at Philadelphia (10/11/09)
Passing TD: 2 at Philadelphia (10/11/09)
Passer Rating: 113.2 vs. Pittsburgh (9/26/10)
Carries: 8 vs. Carolina (10/18/09)
Rushing Yards: 45, three times, last vs. NY Giants (12/09/18)
Rushing Touchdowns: 1 vs. NY Giants (12/09/18)

91



RYAN KERRIGAN

LB

6-4 // 259

8th NFL Season // Purdue

DOB: Aug. 16, 1988 // Muncie (Ind.) Central H.S.

HONOR ROLL

Three-time Pro Bowl selection [2012, 2016-17 seasons]
 Two-time PFWA All-NFC [2016-17]
 Redskins Walter Payton Man of the Year [2015]
 Media Good Guy Award [2014]
 PFW/PFWA All-Rookie Team [2011]
 NFL Top 100 Players [No. 70 after 2014]

TRANSACTIONS

Originally selected by the Washington Redskins in the first round (16th overall) of the 2011 NFL Draft... Signed multi-year contract extension on July 29, 2015.

PRO

Enters 2018 having started all 112 regular season games in which he has appeared, the longest active streak among NFL linebackers... Credited by STATS with 369 tackles (275 solo), 71.5 sacks, three interceptions [all returned for touchdowns], 22 forced fumbles and two fumbles recovered through the 2017 season... Ranked third on the Redskins' all-time sack list (71.5) after his first seven seasons... Became the first member of the Redskins since the 1970 merger to open a career with 100 consecutive starts, according to the Elias Sports Bureau... Is one of five players (Jared Allen, Derrick Thomas, DeMarcus Ware and Reggie White) in NFL history to record at least 7.5 sacks in each of the first seven seasons of a career since the NFL adopted sacks as an official statistic in 1982... As of the end of the 2017 season, is one of only three players in NFL history with 60+ sacks and 3+ interceptions returned for touchdowns (Julius Peppers and Jason Taylor).

YEAR-BY-YEAR

2018 (REDSKINS)

Appeared on defense and made 113th career regular season start in win at ARI [9/9]... Posted one tackle vs. IND [9/16]... Made one solo tackle in a win vs. GB [9/23]... Registered three solo tackles, one quarterback hit and one sack for a loss of eight yards recording 506 sack yards for his career at NO [10/08]... Contributed one solo tackle and one tackle for loss in a win vs. CAR [10/14]... Recorded five tackles [four solo], two sacks for a loss of 15 yards, one pass defended and a forced fumble. Joined Hall of Famers Michael Strahan (18.0), Reggie White (17.0) and Lawrence Taylor (15.0) and former Eagles DE Clyde Simmons (11.5) as the only players in NFL history to record 10-plus sacks against the Dallas Cowboys in a win vs. DAL [10/21]... Recorded four tackles [two solo], 1.5 sacks for a loss of 12 yards and two quarterback hits and has now recorded at least one sack in consecutive games since Weeks 16-17 of the 2017 season in a win at NYG [10/28]... Registered two solo tackles, one sack for a loss of five yards and one quarterback hit vs. ATL [11/04]... Contributed two tackles [one solo] and a fumble recovery in a win at TB [11/11]... Registered two tackles [one solo], a sack for a loss of nine yards and one quarterback hit vs. HOU [11/18]... Tallied 0.5 sacks, four tackles [one solo] at DAL [11/22]... Recorded two solo tackles and one tackle for a loss at PHI [12/03]... Became the 13th player in NFL history to record

eight and a half sacks in seven consecutive seasons vs. NYG [12/09]... recorded two sacks for 13 yards and six tackles [five solo]. Kerrigan becomes the second Redskin in NFL history to record double digit sacks in three-consecutive seasons. With the performance, Kerrigan (82.5) passed Charles Mann (82.0) for No. 2 on the all-time franchise list in career sacks. With his first sack of the game, Kerrigan tied Charles Mann (4) for the second most total seasons with double digit sacks in franchise history at JAX [12/16]... Registered one solo tackle and one sack for a loss of four yards at TEN [12/22]... Recorded one solo tackle, one tackle for loss, two quarterback hits and tallied one sack vs PHI [12/30]...

2017 (REDSKINS)

Started all 16 games for a seventh straight season, recording 46 tackles [34 solo], a team-high 13.0 sacks, three forced fumbles and an interception [which he returned for a touchdown] en route to his third Pro Bowl selection... Recorded three tackles (two solo), a half-sack and returned an interception of Carson Wentz 24 yards for his third career touchdown vs. PHI [9/10]. Tied DeAngelo Hall, Monte Coleman, Andre Collins, Brig Owens and Mike Bass for second-most interception return touchdowns in Redskins history. Became the sixth player in league history to record multiple Week 1 interception returns for touchdowns in a career, according to records provided by STATS, joining Lem Barney, Tyrone Braxton, Terrell Buckley, Chuck Howley and Aqib Talib, who all have two career Week 1 pick-sixes to their credit... Made one tackle — a five-yard sack-fumble — in a win at LAR [9/17]. The sack was the 60th of his career, making him the third member of the Redskins to record 60.0 career sacks since the NFL adopted sacks as an official statistic in 1982 (Dexter Manley and Charles Mann). Started his 98th consecutive game, securing the longest active streak by an NFL linebacker with Miami's Lawrence Timmons being listed as inactive that week... Credited with four solo tackles [three for loss] and a sack in a win vs. OAK [9/24]... Made both his 100th career regular season appearance and his 100th career regular season start at KC [10/2]. Became the first member of the Redskins since the 1970 merger to open a career with 100 consecutive starts, according to the Elias Sports Bureau... Contributed two tackles [one solo] including an 11-yard sack in a win vs. SF [10/15]... Added six tackles [two solo], a half-sack and a forced fumble at PHI [10/23]... Notched two solo tackles — both sacks — vs. DAL [10/29], his first multi-sack game since Week 6 of the 2016 season vs. Philadelphia... Added three tackles [two solo] in a win at SEA [11/5]... Posted a solo tackle vs. MIN [11/12]... Contributed four solo tackles and a sack at NO [11/19]... Posted two sacks among his five tackles [three solo] in a Thanksgiving night win vs. NYG [11/23]. During the game, joined Jared Allen, Derrick Thomas, DeMarcus Ware and Reggie White as the only players to register at least 7.5 sacks in each of the first seven seasons of an NFL career since the NFL adopted sacks as an official statistic in 1982. Also tied Dexter Manley for the most seasons with 7.5 or more sacks in Redskins history [seven]... Made four tackles [three solo] at DAL [11/30]... Posted two tackles [both solo] at LAC [12/10]... Recorded two solo tackles and a pass defended in a win vs. ARI [12/17]... Compiled four tackles [two solo] including 2.0 sacks in a win vs. DEN [12/24]. Recorded his 10th sack of the season, his third career 10-sack season, to join Charles Mann (five) and Dexter Manley (four) as the only Redskins to record at least three 10-sack seasons since the NFL adopted sacks as an official statistic in 1982. Became the first member of the Redskins to post consecutive campaigns with double-digit

sack totals since 1985-86, when both Mann and Manley accomplished the feat... Tallied two solo tackles – both sacks – and a forced fumble at NYG [12/31]. Recorded 2.0 or more sacks in back-to-back games for the first time in his career, adding to his career-high with four games with 2.0 or more sacks in 2017. Became the first member of the Redskins to post 2.0 or more sacks in consecutive games since Andre Carter in Weeks 5-6 of the 2009 season.

2016 (REDSKINS)

Iron man started all 16 games for a sixth consecutive season, becoming the first member of the Redskins to start all 16 games in each of the first six seasons of an NFL career since the adoption of the 16-game schedule in 1978. Compiled 33 tackles (26 solo), 11.0 sacks, two forced fumbles and two passes defended on the year... Reached 10 sacks for the second time in his career, becoming the fifth member of the Redskins to post multiple 10-sack seasons since the NFL adopted sacks as an official statistic in 1982 (Dexter Manley, 4; Charles Mann, 4; Andre Carter, 2; Brian Drakpo, 2)... Recorded two solo tackles including a sack-fumble of QB Ben Roethlisberger vs. PIT [9/12]... Made three solo tackles including a half-sack vs. DAL [9/18]... Recorded four solo tackles, including two for loss, in a win at NYG [9/25]... Started vs. CLE [10/2] but exited the game early with an elbow injury... In a win at BAL [10/9], became the third Redskins player to record 50 career sacks since the NFL adopted sacks as an official statistic in 1982, joining Dexter Manley and Charles Mann... Posted four tackles (three solo) including 2.5 first-half sacks in a win vs. PHI [10/16], his ninth career multi-sack game... Recorded a sack at DET [10/23]... Recorded three solo tackles, a sack and a pass defended in a tie against CIN [10/30] in London. Recorded a sack in a fourth consecutive game for the first time since a five-game stretch in Weeks 12-16 of the 2014 season... Made three tackles (one solo) in a win vs. MIN [11/13]... Posted a sack in a win vs. GB [11/20]... Made five tackles (two solo) including a five-yard sack at DAL [11/24]... Recorded two solo tackles, a sack and a pass defended at ARI [12/4]... Made two solo tackles including a game-winning sack-fumble of Carson Wentz. The sack was his 11th of the season, tying him for the 10th-most in a single season in team history. Also marked the second time he had posted a sack in four consecutive games in the 2016 season (Weeks 5-8)... Made two tackles (one solo) vs. CAR [12/19]... Contributed on defense and special teams in a win at CHI [12/24]... Played but was limited by a dislocated finger vs. NYG [1/1].

2015 (REDSKINS)

Named the team's 2015 Walter Payton Man of the Year for his play on the field and work in the Washington, D.C. metro area community... Started all 16 regular season games for a fifth straight season and started his second career postseason contest... Became only the third member of the Redskins to start all 16 games in a season in each of his first five NFL seasons since the NFL adopted the 16-game format in 1978, joining Champ Bailey [1999-2003] and Jon Jansen [1999-2003]... Accrued 42 tackles (33 solo), 9.5 sacks, three passes defended and two forced fumbles during the year... Recorded two tackles (one solo), a pass defended and a half-sack vs. MIA [9/13]... Made four tackles (two solo) and was credited with a forced fumble in a win vs. STL [9/20]... Registered a solo tackle at NYG [9/24]... Recorded four solo tackles (two for loss) including a sack vs. PHI [10/4]... Posted two sacks among his three solo tackles, passing Brian Drakpo [40.0] for fifth on the Redskins all-time sack list. The multi-sack game was his first since Week 14 of 2014... Added an assisted tackle at NYJ [10/18]... Made one solo tackle vs. TB [10/25] prior to exiting the game with a hand injury... Contributed two tackles (one solo) in contests at NE [11/8] and vs. NO [11/15]... Recorded three tackles (two solo)

including a sack at CAR [11/22], moving into sole possession of fourth place in career sacks in team history... Registered three solo tackles, two sacks and a pass defended in a win vs. NYG [11/29]. Moved past Monte Coleman [43.5] for third-most sacks in franchise history since 1982... Posted two solo tackles (one for loss) and a pass defended vs. DAL [12/7]... Recorded five tackles (four solo) including an eight-yard sack in a win at CHI [12/13]. Became only the fifth NFL player since 1982 to record 7.5 sacks in each of his first five seasons (Jared Allen, Derrick Thomas, DeMarcus Ware and Reggie White)... Recorded three solo tackles and a sack in a win vs. BUF [12/20]. On the sack, he forced the 17th fumble of his career... Made three solo tackles in a division-clinching win at PHI [12/26]... Recorded two tackles (one solo) including a sack in regular season finale at DAL [1/3]... Posted two tackles (one solo) and a pass defended in NFC Wild Card Round vs. GB [1/10].

2014 (REDSKINS)

Started all 16 games for the fourth consecutive season and posted a career-high 13.5 sacks... Tied for the league lead in forced fumbles (five), becoming the first member of the Redskins to finish atop league rankings in that category since LaVar Arrington in 2003 (six)... Started at HDU [9/7], recording three tackles (two solo) and the 11th forced fumble of his career... Started vs. JAX [9/14], tying a team record with four sacks among the Redskins' team-record-tying 10 sacks on the day. Tied Phillip Daniels [12/18/05], Ken Harvey [11/23/97], Dexter Manley [10/2/88] and Brian Drakpo [12/13/2009]. Pushed past Darryl Grant [27.0] for ninth on the Redskins' all-time sack list... Started and added a solo tackle at PHI [9/21]... Started and recorded a sack among his three solo tackles vs. NYG [9/25] to move past Bruce Smith [28.5] for eighth in sacks in franchise history... Started and registered five tackles (two solo) including a sack vs. SEA [10/6]... Recorded a career-high nine tackles (seven solo) with a half-sack and a forced fumble in a start at ARI [10/12]... Made four tackles (two solo) in a start vs. TEN [10/19]... Started and recorded six tackles (five solo) with a sack in an overtime win at DAL [10/27]... Started and made three solo tackles at MIN [11/2]... Started and made three tackles (two solo, two for loss) vs. TB [11/16]... Started and recorded three tackles (two solo) including a sack to tie his single-season career high (8.5) at SF [11/23]... Started at IND [11/30] and recorded a sack-fumble on the game's first offensive play to establish a new career high in sacks (9.5) and tie Ken Harvey for the most forced fumbles by a member of the Redskins since 1994 (13). Led the team with five tackles (all solo)... Started vs. STL [12/7] and improved upon his single-season career high in sacks, collecting two sacks to push his season total to 11.5 and to pass Andre Carter [34.0] and Dave Butz [35.5] on the team's all-time sack list. The multi-sack game was the sixth of his career. Also forced the 14th fumble of his career, passing Ken Harvey (13) for most by a member of the Redskins since 1994... Started and recorded two solo tackles including a sack at NYG [12/14]. Pushed career-high sack total to 12.5 and tied Marco Coleman [12.5 in 2000] for the sixth-most sacks in a single season in team history... Started and posted six solo tackles, a sack, a forced fumble and a fumble recovery in a win vs. PHI [12/20]. Pushed career-high sack total to 13.5, tying Ken Harvey [1994] and Dexter Manley [1984] for fourth in team history, tying Harvey for the most sacks by a Redskins linebacker in a single season. Notched a full sack in five consecutive games for the first time in his career, becoming the first member of the Redskins to accomplish the feat since Fred Stokes in Weeks 1-5 of the 1991 season... Recorded two tackles (one solo) in a start vs. DAL [12/28].

2013 (REDSKINS)

Started vs. PHI [9/9] and had a career-high eight tackles

(seven solo), one sack and was credited with a forced fumble on a Michael Vick lateral that DeAngelo Hall returned 75 yards for a touchdown... Started at GB (9/15), collecting five tackles (all solo) and matching his then-career high with two sacks... Started vs. DET (9/22) and posted seven tackles (three solo) and a pass defended... Started at OAK (9/29), and added four tackles (two solo), including a career-high-matching two sacks and a forced fumble. The multi-sack game was the fourth of his career... Started and registered two solo tackles at DAL (10/13)... Started and posted two tackles (one solo) vs. CHI (10/20)... Started at DEN (10/27), registering two solo tackles, a sack and a forced fumble... Started and added three tackles (two solo) vs. SD (11/3)... Started and contributed four tackles (three solo) and a pass defended at MIN (11/7)... Started and had two solo tackles at PHI (11/17)... Started and added three tackles (two solo) including two for loss vs. SF (11/25)... Started and recorded four solo tackles vs. NYG (12/1)... Started and had a team-high eight tackles (seven solo), including three for loss, vs. KC (12/8)... Started and registered four tackles (one solo) including a 10-yard sack of Matt Ryan at ATL (12/15)... Started and notched five tackles (two solo), including a sack... Started and made three tackles (one solo) vs. NYG (12/29).

2012 (REDSKINS)

Started all 16 regular season games for the second straight year... Credited by the coaching staff with 62 tackles (32 solo), 25 quarterback pressures and 11 passes defended... Added a career-high 8.5 sacks and had his second career interception return touchdown... Selected to first Pro Bowl... Started and played every snap in the team's season-opening win at NO (9/9), registering two tackles (both solo), two quarterback hurries and a sack... Started at STL (9/16) and finished with two tackles... Started vs. CIN (9/23), registering a four tackles, three quarterback hits, two passes defended and a half-sack. Also hit Bengals QB Andy Dalton on the pass intercepted by Rob Jackson for a touchdown... Started at TB (9/30) and registered three tackles, including two tackles for loss, a sack and a pass defended... Started vs. ATL (10/7) and scored the second touchdown of his career, intercepting a Matt Ryan pass and returning it 28 yards for a touchdown in the second quarter. He became the first Redskin since the 1970 AFL-NFL merger to have an interception return for touchdown in each of his first two NFL seasons... Started and had two tackles vs. MIN (10/14)... Started and had one tackle at NYG (10/21)... Started and registered a sack, a pass defended and four tackles (all solo) at PIT (10/28)... Started and had one tackle vs. CAR (11/4)... Started in a win vs. PHI (11/18) and had three tackles, one sack, one forced fumble and a fumble recovery. Had his consecutive snaps played streak to start his career end at 1,751 via coaches' decision in the fourth quarter... Started and had four tackles (all solo), one pass defended and one sack in a Thanksgiving Day win at DAL (11/22)... In a win vs. NYG (12/3) on Monday Night Football, started at outside linebacker and registered four tackles (two solo)... Started and had four solo tackles in a win vs. BAL (12/9)... Started and had three solo tackles and two passes defended in a win at CLE (12/16)... Started and had five solo tackles, two sacks and a forced fumble in a win at PHI (12/23)... Started and had six tackles (three solo) in a division-clinching win vs. DAL (12/30)... Started and had four tackles in the NFC Wild Card Round vs. SEA (1/6).

2011 (REDSKINS)

Started in all 16 games and played every defensive snap despite not having the luxury of a traditional offseason program... Finished with 70 tackles, nine tackles for loss, 7.5 sacks, and team-highs in forced fumbles (four) and quarterback pressures (42)... Four forced fumbles were a Redskins

rookie record... Started vs. NYG (9/11) in his first career game and recorded six tackles (one solo) and returned his first career interception nine yards for a touchdown... Started vs. ARI (9/18) and finished with three tackles (two solo), his first career sack and two passes defended... Started at DAL (9/26) and recorded four tackles (four solo), one sack and one forced fumble... Named NFL Defensive Rookie of the Month for September... Started at STL (10/2) and recorded six tackles (five solo), one sack and a forced fumble... Started vs. PHI (10/16) and recorded six tackles (two solo), and one pass defended... Started at CAR (10/23) and recorded three tackles (two solo)... Started at BUF (10/30) and recorded five solo tackles... Started vs. SF (11/6) and recorded six tackles (four solo) and one sack... Started at MIA (11/13) and recorded six tackles (five solo), two sacks and two forced fumbles... Started vs. DAL (11/20) and recorded four tackles (one solo), one sack and one pass defended... Started at SEA (11/27) and recorded five tackles (two solo)... Started vs. NYJ (12/4) and recorded seven tackles (four solo) and one pass defended... Started vs. NE (12/11) and recorded one solo tackle... Started at NYG (12/18) and recorded three tackles (two solo) and one sack... Started vs. MIN (12/24) and recorded three tackles (two solo)... Started at PHI (1/12) and recorded two solo tackles.

COLLEGE

Played collegiately at Purdue from 2007-10 and finished career tied for the all-time Football Bowl Subdivision record with 14 fumbles forced (Big Ten record), tied for second all-time at Purdue with 33.5 sacks and fifth in Purdue history in tackles for loss with 57.0... As a senior, was a team co-captain and received team's Most Valuable Player Award for defense... Was the first unanimous All-American at Purdue since 1980 and merely the seventh in school history... Named first team All-America by the American Football Coaches Association, The Walter Camp Football Foundation, the Football Writers Association of America, the Associated Press and The Sporting News... Also earned SI.com first team All-American, Rivals.com first team All-American, Big Ten Defensive Player of the Year (coaches and media votes), Big Ten Defensive Lineman of the Year (coaches), first team All-Big Ten (coaches and media), Academic All-Big Ten... Runner up for the Ted Hendricks Award (nation's outstanding defensive end), semifinalist for Chuck Bednarik Award, Rotary Lombardi Award and Ronnie Lott IMPACT Trophy... Led the Football Bowl Subdivision in tackles for loss in the regular season (26.0), tied for second in fumbles forced (5), third in the FBS in sacks (12.5) and led the Big Ten in all three categories... Started all 12 games and totaled 70 tackles (50 solo), 26 tackles for a loss, 12.5 sacks, five forced fumbles and two fumble recoveries... As a junior, was named to Ted Hendricks Award watch list (nation's outstanding defensive end)... Earned second team All-American by Rivals.com, honorable mention All-American by College Football Insiders and SI.com, first team All-Big Ten by media and second team by coaches, second team Academic All-American, Academic All-District V and Academic All-Big Ten... Received team's Most Valuable Player Award for defense... Started all 12 games and led nation with school-record-tying seven forced fumbles, which were second-most in Big Ten history... Topped Big Ten and ranked third nationally with 13.0 sacks... Ranked fourth on team with 66 tackles (41 solo, 25 assists), and had two pass breakups and one fumble recovery... As a sophomore, named honorable mention All-Big Ten by media and Academic All-Big Ten honors... Appeared in all 12 games, including 11 starts and ranked seventh in Big Ten in sacks (7.0) and 10th in tackles for loss (11.5)... Totaled 56 tackles (31 solo), four passes defended, one interception and two forced fumbles... As a freshman, appeared in 12 games and

totalled 18 tackles (12 solo) and one sack.

PERSONAL

Attended Muncie (Ind.) Central H.S. and lettered four times in football and baseball, starting in each of his last three seasons on the gridiron... Also lettered twice in basketball (freshman and junior years)... Received a three-star prospect rating and was rated the 88th-best player in the nation by Scout.com... Lined up at defensive end and tight end, earning Defensive Lineman of the Year in Mr. Football voting, adding All-State, All-Division 4A and All-North Central League honors in 2006... Recorded 90 tackles and led the state with 19.0 quarterback sacks as a senior... On offense, he pulled down 40 passes for 789 yards (19.73 avg.) and six touchdowns, as the team compiled a 7-6 record... On the basketball court, he was a reserve on the Muncie Central team that lost to future NBA draft picks Greg Oden and Mike Conley at Lawrence North in the 2006 Class 4A title game... Threw out a first pitch with former MLB player Javy Lopez at opening night of the AA Richmond Flying Squirrels of the Eastern League in 2013... Born Patrick Ryan Kerrigan... Father, Brendan, played football at Ball State... Brother, Kyle, was a member of the DePauw swim team. Sisters, Kristina and Kaitlin, played collegiate volleyball at the University of Indianapolis and Grace College, respectively... Married his wife, Jessica, in 2018... Born Aug. 16, 1988.



COMMUNITY

In 2013, launched Ryan Kerrigan's Blitz for the Better Foundation, which provides opportunities, support and resources to children and families in need in the Greater Washington, D.C. area. Served as a waiter with several teammates at Ruth's Chris Steak House at the organization's launch fundraiser, raising more \$100,000 for seriously ill, special needs and physically challenged children in each of the last three years... Has dedicated multiple "Kerrigan's Korner" hubs at local children's hospitals to provide children who are battling various serious illnesses with an electronic center full of games and movies to keep their minds stimulated during recovery... In 2016, recorded a reading of "Oh the Places You'll Go" by Dr. Seuss in celebration of the author's birthday for Read Across America Day, played video games with active military members stationed overseas during the Pros vs. GI Joes event, promoted healthy lifestyle habits at the 138th annual White House Easter Egg roll on the South Lawn, celebrated the unveiling of a new Kerrigan's Korner, discussed the "Be the Change" campaign in an Emmy-winning educational film endorsed by the Fear 2 Freedom non-profit organization, played alongside fans to benefit children in the second annual Redskins Charity Golf Classic, walked the runway alongside the Women of Washington to raise money for the WRFC at the second annual Redskins Runway Show and hosted Ryan Kerrigan's Topgolf Challenge to promote his Blitz for the Better Foundation... Named the Redskins Walter Payton Man of the Year in 2015 for his efforts in the community. That year, he attended the Smashing Walnuts Foundation Gala to help raise awareness for childhood brain cancer, promoted the importance of eating breakfast to Guilford Elementary students in Sterling, Va., participated in the 136th annual White House Easter Egg Roll, walked in the inaugural WDW Wives Runway Show to benefit the Washington Redskins Charitable Foundation, welcomed 1,100 children into the Redskins locker room at

FedExField to meet Santa and take home toys for Christmas at Skins Santa Shoppe, met and congratulated children who won their Redskins Read Across Richmond summer challenge and brought 25 children from INOVA Children's Hospital to the Redskins cafeteria to eat, play games and create their own Build-A-Bear... In 2014, raised money for after-school exercise and wellness programs with actor Matthew McConaughey and teammate Alfred Morris at the Movies with Morris event and raised money for pediatric cancer research at the Make-A-Wish Foundation Evening of Wishes Gala in 2014... Participated in the Smashing Walnuts Foundation fundraiser in honor of Gabriella Miller in 2013 among his other charitable endeavors... In 2012, participated in the team's 80th Anniversary Thank You Tour throughout Virginia, Maryland and Washington, D.C... Brought smiles to hospital patients by dressing up in costume and visiting with children at the WRFC Pediatric Halloween Party... In 2011, helped the Washington Redskins Charitable Foundation and the U.S. Marine Corps provide 1,100 youth in need with a toy at the annual Skins Santa Shoppe... Participated in the 4th & Life program, a program for high school athletes focusing on what it takes to be successful on the field, in the classroom, and in the workplace... Led kids in fitness activities as part of NFL's PLAY 60 campaign, helping kids get 60 minutes of exercise a day.

YEAR-BY-YEAR STATS

DEFENSE

Year	Team	G	GS	Tack	Solo	Sack	INT	PD
2011	Was	16	16	64	42	7.5	1	4
2012	Was	16	16	54	42	8.5	1	8
2013	Was	16	16	66	47	8.5	0	3
2014	Was	16	16	64	51	13.5	0	1
2015	Was	16	16	42	33	9.5	0	3
2016	Was	16	16	33	26	11.0	0	2
2017	Was	16	16	46	34	13.0	1	1
2018	Was	16	16	43	30	13.0	0	1
Career		128	128	412	305	84.5	3	23

*Tackle stats according to STATS, LLC

ADDITIONAL

FF-FR: 4-0 in 2011, 2-1 in 2012, 4-0 in 2013, 5-1 in 2014, 2-0 in 2015, 2-0 in 2016, 3-0 in 2017, 3-1 in 2018

INT TD: 1 in 2011, 1 in 2012, 1 in 2017

POSTSEASON

Year	Team	G	GS	Tack	Solo	Sack	INT	PD
2012	Was	1	1	4	2	0	0	0
2015	Was	1	1	2	1	0	0	1

CAREER HIGHS

SINGLE-GAME

Total Tackles:	9, at Arizona (10/12/14)
Solo Tackles:	7, last at Arizona (10/12/14)
Interceptions:	1, three times, last vs. Philadelphia (9/10/17)
Interception TD:	1, three times, last vs. Philadelphia (9/10/17)
Sacks:	4, vs. Jacksonville (9/14/14)
Passes Defensed:	2, three times, last at CLE (12/16/12)
Forced Fumbles:	2, at Miami (11/13/11)
Fumbles Recovered:	1, three times, last at Tampa Bay (11/11/18)

34



BYRON MARSHALL

RB
5-9 // 225
2nd NFL Season // Oregon
DOB: Feb. 13, 1994 // Valley Christian H.S. (San Jose, Calif.)

TRANSACTIONS

Originally entered the NFL with the Philadelphia Eagles on May 5, 2016... Waived by the Eagles on September 3, 2016... Signed to the Eagles' practice squad on September 5, 2016... Signed to the Eagles' active roster from the practice squad on December 13, 2016... Waived by the Eagles on September 2, 2017... Signed to the Eagles' practice squad on September 3, 2017... Signed to the Washington Redskins' active roster from the Eagles' practice squad on November 14, 2017.

YEAR-BY-YEAR

2018 [REDSKINS]

Made 2018 debut after being activated from the Injured/Reserve List and rushed twice for five yards vs. HOU [11/18]... Contributed on offense and special teams at DAL [11/22]... Inactive at PHI [12/03]... Tallied one rush for four yards and three catches for 13 yards vs. NYG [12/09]... Caught one pass for 17 yards at JAX [12/16]... Contributed on offense and special teams at TEN [12/22]... Contributed on offense and special teams vs PHI [12/30]...

2017 [EAGLES/REDSKINS]

Waived by the Eagles during final cuts but spent the first 10 weeks of the season on the team's practice squad... Signed to the Redskins' active roster in Week 11... Appeared in four games for Washington, rushing nine times for 32 yards and catching six passes for 36 yards. Also returned four kickoffs for 89 yards (22.3 avg.)... Made Redskins debut at NO [11/19], rushing once for two yards... Rushed four times for 18 yards and caught a 12-yard pass in a Thanksgiving night win vs. NYG [11/23]. Also averaged 19.0 yards on two kickoff returns... Rushed four times for 12 yards, caught five passes for 24 yards and returned a kickoff 29 yards at DAL [11/30]... Returned one kickoff 22 yards at LAC [12/10] before exiting the game with a hamstring injury... Placed on Reserve/Injured list on Dec. 12.

2016 [EAGLES]

Appeared in three games, rushing 19 times for 64 yards and catching three passes for 10 yards... Opened the season on the team's practice squad before being promoted to the active roster on Dec. 13... Made NFL debut at BAL [12/18], rushing nine times for 22 yards and catching two passes for six yards... Gained 42 yards on 10 carries in season finale vs. DAL [1/1].

COLLEGE

Played collegiately at Oregon, where he amassed 3,170 scrimmage yards (1,877 rushing; 1,293 receiving) and 27 total touchdowns (19 rushing, eight receiving) in 42 career games at the running back and wide receiver positions... Became the first player in Pac-12 history to total 1,000-plus career rushing yards and 1,000-plus career receiving yards... Limited by injury to four games in 2015... Was an honorable mention all-Pac-12 selection in 2014 after finishing the year with 1,003 receiving yards on 74 catches, becoming the 10th receiver in school history to rack up 1,000 yards in a single season... Gained 1,038 rushing yards and 155 receiving yards in 2013, garnering honorable mention all-conference status... Was team's fourth-leading rusher as a true freshman with with 464 yards and four touchdowns while appearing in 11 of 13 games in 2011.

YEAR-BY-YEAR STATS

RUSHING

Year	Team	GP	GS	Att	Yds	Avg	Lg	TD
2016	Phi	3	0	19	64	3.4	12	0
2017	Was	4	0	9	32	3.6	11	0
2018	Was	6	0	3	9	3.0	4	0
Career		13	0	31	105	3.4	12	0

RECEIVING

Year	Team	GP	GS	Rec	Yds	Avg	Lg	TD
2016	Was	3	0	3	10	3.3	7	0
2017	Was	4	0	6	36	6.0	12	0
2018	Was	6	0	4	30	7.5	17	0
Career		13	0	13	76	5.8	17	0

KICK RETURN

Year	Team	KR	Yds	Avg	Lg	TD
2016	Phi	3	36	18.0	23	0
2017	Was	4	89	22.3	29	0
Career		6	125	20.8	29	0

CAREER HIGHS

SINGLE-GAME

Carries:	10, vs. Dallas [1/1/17]
Rushing Yards:	42, vs. Dallas [1/1/17]
Receptions:	5, at Dallas [11/30/17]
Receiving Yards:	24, at Dallas [11/30/17]

12

**COLT MCCOY****QB**

6-1 // 210

9th NFL Season // Texas

DOB: Sept. 5, 1986 // Jim Ned H.S. (Tuscola, Texas)**TRANSACTIONS**

Originally selected by the Cleveland Browns in the third round (85th overall) of the 2010 NFL Draft... Traded to the San Francisco 49ers on April 1, 2013... Signed with the Washington Redskins as an unrestricted free agent on April 3, 2014... Re-signed with the Redskins on March 19, 2015... Re-signed with the Redskins on March 9, 2016.

PRO

Entered 2017 having previously appeared in 35 regular season games with 25 starts, completing 508-of-842 passes (60.3 percent) for 5,586 yards with 26 touchdowns as of the conclusion of the 2015 season.

YEAR-BY-YEAR**2018 (REDSKINS)**

Active but did not play in Weeks 1-10... Made his 2018 regular season debut after Alex Smith suffered an ankle injury and completed 6-of-12 pass attempts for 54 yards and one touchdown for a passer rating of 90.3. He also rushed for 35 yards on five carries vs. HOU [11/18]... Made first start since 2014 and completed 24-of-38 passes for 268 yards and two touchdowns. He also rushed five times for 28 yards at DAL [11/22]... Completed four passes on four attempts for 50 yards while holding a 118.8 passer rating before leaving the game with a leg injury at PHI 12/03]... Inactive weeks 14-16... Placed on injured reserve.

2017 (REDSKINS)

Active but did not play in Weeks 1-12... Saw action on the final drive at DAL [11/30]... Active but did not play in Weeks 13-17.

2016 (REDSKINS)

Active but did not play in all 16 games.

2015 (REDSKINS)

Appeared in two regular season games in reserve, completing 7-of-11 passes for 128 yards and a touchdown... Active but did not play in Weeks 1-9... Saw action in reserve vs. NO [11/15]... Active but did not play in Weeks 11-16... Completed 7-of-11 passes for 128 yards with a touchdown in a little more than two quarters of play at DAL [1/3]. Completed a 71-yard touchdown pass to Rashad Ross, the longest completion of his career... Active but did not play in NFC Wild Card Round vs. GB [1/10].

2014 (REDSKINS)

Appeared in five games with four starts, completing 91-of-128 passes (71.7 percent) for 1,057 yards with four touchdowns and a team-high passer rating of 96.4... Inactive at HOU [9/7], vs. JAX [9/14]. Active but did not play at PHI [9/21], vs. NYG [9/25], vs. SEA [10/6] and at ARI [10/12]... Entered in relief vs. TEN [10/19] and completed 11-of-12 passes for 128 yards with one touchdown and a passer rating of 138.9. Engineered the second fourth-quarter comeback win of his career and his first since Sept. 25, 2011 vs. Miami as a member of the Cleveland Browns. With a 70-yard touchdown pass to Pierre Garçon on his first attempt, became the first Redskins player to throw a touchdown pass on his first pass attempt with the team since wide receiver Brandon Banks (Dec. 11, 2011 vs. NE)... Made his first start as a member of the Redskins in overtime win at DAL

[10/27], his first NFL start since Dec. 8, 2011 as a member of the Cleveland Browns. Completed 25-of-30 passes for 299 yards and a passer rating of 94.3. Completion percentage of 83.3 was the highest of his career among games he has started and was the fourth-highest completion percentage by a Redskins quarterback with at least 20 attempts since the 1970 AFL-NFL merger. Scored on a seven-yard run in the third quarter, the second rushing touchdown of his career and his first since Nov. 7, 2010 as a member of the Browns. Earned GMC Never Say Never Moment of the Week for his performance... Active but did not play at MIN [11/2], vs. TB [11/16] and at SF [11/23]... Started at IND [11/30] and completed 31-of-47 passes with a passer rating of 113.1 and set career highs in passing yards (392) and passing touchdowns (three). The 300-yard passing effort was the second of his career and his first since Oct. 2, 2011... Started and completed 20-of-32 passes for 199 yards with two interceptions vs. STL [12/7]... Started and completed four-of-seven passes for 39 yards at NYG [12/14] before exiting the game with a neck injury. Also recorded a 19-yard run, his longest rush since posting a career-long 20-yarder as a member of the Cleveland Browns on Nov. 27, 2011.

2013 (49ERS)

Appeared in relief in four games, throwing one pass — a 13-yard completion to Bruce Miller at JAX [10/27].

2012 (BROWNS)

Saw action in three games... Completed 9-of-17 attempts for 79 yards and one touchdown in an appearance at DEN [12/23].

2011 (BROWNS)

Started all 13 games in which he appeared... Completed 265-of-463 passes for 2,733 yards with 14 touchdowns and 11 interceptions... Threw a touchdown pass in each of the Browns' first five games, the first Brown to do so since Derek Anderson in 2007... Completed 19-of-39 passes for 210 yards and two touchdowns vs. MIA [9/25], as he completed a 14-yard touchdown pass to WR Mohamed Massaquoi with :43 remaining in regulation to lift the Browns to a 17-16 victory. Connected on 9-of-13 passes for 75 yards on the game-winning drive... Set Browns single-game records with 40 completions and 61 attempts for a career-high 350 yards vs. TEN [10/2]. His 350 yards passing were the most by a Brown since Derek Anderson threw for 364 yards in November 2007... Tied his career-high for touchdown passes in a game with two in four contests.

2010 (BROWNS)

Played in eight games, starting all eight... Completed 135-of-222 passes for 1,576 yards and six touchdowns, setting a Browns rookie record with a 60.8 completion percentage and 74.5 passer rating. Led all NFL rookies in completion percentage... Made NFL debut at PIT [10/17], completing 23-of-33 passes for 281 yards and one touchdown. Also added 22 yards rushing on four carries... Earned his first win as an NFL starter at NO [10/24], as he completed 9-of-16 passes for 74 yards in a 30-17 victory. Also caught his first career pass for a 13-yard gain from RB Peyton Hillis... Recorded a 101.6 QB rating vs. NE [11/7], completing 14-of-19 passes for 174 yards while adding his first career rushing touchdown, a 16-yard scamper, to help beat the Patriots... Threw for 241 yards on 17-of-28 passing with a touchdown and carried four times for a career-high 39 yards at JAX [11/21]... Completed 19-of-25 passes for 243 yards with two touch-

downs, resulting in a career-high passer rating of 132.6 at CIN (12/19).

COLLEGE

Starred at Texas from 2006-09, earning 45 victories in 53 career starts to finish as the winningest quarterback in NCAA history at the time... Completed 1,157-of-1,645 passes for 13,253 yards with 112 touchdowns and 45 interceptions, while adding 447 rushes for 1,571 yards and 20 touchdowns... At the time, was the only quarterback in college annals to win at least 10 or more games in each of his four seasons... Finished his collegiate career owning 47 school records... His 13,253 passing yards ranked sixth in college football annals and his 112 passing touchdowns ranked seventh all-time in NCAA history... As a senior in 2009, received the Maxwell Award, Davey O'Brien Award and Johnny Unitas Golden Arm Award. Also was named the Big-12 Player of the Year... Completed 332-of-470 passes for 3,521 yards, 27 touchdowns and 12 interceptions in 2009... In 2008, completed a school-record 332 completions on 433 attempts, setting an NCAA season-record with his completion percentage of 76.67 and threw for a career-high 3,859 yards and 34 touchdowns... Completed 276-of-424 passes for 3,303 yards, 22 touchdowns and a passer rating of 139.16 in 2007... Named Big 12 Offensive Freshman of the Year and All Big-12 Second Team, completing 217-of-318 passes for 2,570 yards and 29 touchdowns in 2006.

PERSONAL

Attended Jim Ned H.S. in Tuscola, Texas, where his father, Brad, served as head coach of the football team. Was a two-time Associated Press 2A Offensive MVP and first-team all-state pick... Finished his prep career as the all-time leading passer in Texas 2A history and sixth overall across all size classifications in Texas history, completing 536-of-849 pass attempts for 9,344 yards, and 116 touchdowns... Was also a four-year starter in basketball and was an all-state selection as a junior... Was a three-time regional qualifier in track, including the mile relay and 110M hurdles. His wife, Rachel, was a middle-distance track and field athlete for Baylor University... Grandfather, Burl McCoy, is a member of the Abilene Christian University Sports Hall of Fame for his exploits both as an athlete and as the former women's basketball coach... Brother, Case, played quarterback at Texas as well... Graduated with a degree in sports management... Born Daniel Colt McCoy on Sept. 5, 1986 in Hobbs, N.M.

CAREER HIGHS

SINGLE-GAME

Pass Attempts:	61, vs. Tennessee (10/2/11)
Pass Completions:	40, vs. Tennessee (10/2/11)
Yards Passing:	392, at Indianapolis (11/30/12)
Long (Passing):	71t, at Dallas (1/3/16)
Passing TD:	3, at Indianapolis (11/30/12)
Passer Rating:	138.9, vs. Tennessee (12 att., 10/19/14)
Carries:	9, vs. Seattle (10/23/11)
Rushing Yards:	39, at Jacksonville (11/21/10)
Long (Rushing):	20, at Cincinnati (11/27/11)
Rushing TD:	1, twice, last at Dallas (10/27/14)

YEAR-BY-YEAR STATS

PASSING

Year	Team	G	GS	Att	Comp	Pct	Yds	Yd/A	TD	Int	Lg	Rate
2010	Cle	8	8	222	135	60.8	1576	7.1	6	9	47	74.5
2011	Cle	13	13	463	265	57.2	2733	5.9	14	11	56	74.6
2012	Cle	3	0	17	9	52.9	79	4.6	1	0	21	85.2
2013	SF	4	0	1	1	100.0	13	13.0	0	0	13	118.8
2014	Was	5	4	128	91	71.1	1057	8.3	4	3	70t	96.4
2015	Was	2	0	11	7	63.6	128	11.6	1	0	71t	133.9
2017	Was	1	0	0	0	0	0	0	0	0	0	0
2018	Was	3	2	54	34	63.0	372	6.9	3	3	53t	78.6
Career		39	27	896	542	60.5	5958	6.6	29	26	71t	78.9

RUSHING

Year	Team	Att	Yds	Avg	Lg	TD
2010	Cle	28	136	4.9	18	1
2011	Cle	61	212	3.5	20	0
2012	Cle	4	15	3.8	15	0
2013	SF	6	-6	-1.0	-1	0
2014	Was	16	66	4.1	20	1
2015	Was	3	-3	-1.0	-1	0
2017	Was	0	0	-	-	0
2018	Was	10	63	6.3	15	0
Career		128	483	3.8	20	2

ADDITIONAL

Record as Starter: 7-18 (0.280) career; 1-3 (0.250) with Redskins
Fumbles-Lost: 1-0 in 2010, 11-2 in 2011, 5-1 in 2014, 1-0 in 2015
Fourth Quarter Comeback Wins: 2 (9/25/11 vs. MIA, 10/19/14 vs. TEN)
300-Yard Passing Games: 2 (1 in 2011, 1 in 2014)

92



STACY MCGEE

DL

6-3 // 339

6th NFL Season // Oklahoma

DOB: Jan. 17, 1990 // Muskogee (Okla.) H.S.

TRANSACTIONS

Originally selected by the Oakland Raiders in the sixth round (205th overall) of the 2013 NFL Draft... Signed with the Washington Redskins as an unrestricted free agent on March 10, 2017.

PRO

Joined the Redskins as an unrestricted free agent in 2017... Enters 2018 having previously appeared in 67 career games with 28 starts, compiling 107 tackles (68 solo), 3.0 sacks, two forced fumbles and two fumbles recovered with Oakland (2013-16) and Washington (2017).

YEAR-BY-YEAR

2018 (REDSKINS)

Activated from the Active/Physically Unable to Perform List in Week 10 and contributed one solo tackle in a win at TB (11/11)... Added one solo tackle vs. HOU (11/18)... Contributed on defense and special teams at DAL (11/22)... Contributed on defense at PHI (12/03)... Tallied two tackles [one solo] vs. NYG (12/09)... Notched three tackles [two solo] at JAX (12/16)... Contributed on defense at TEN (12/22)... Notched two tackles, one sack, one tackle for loss and one quarterback hit vs PHI (12/30)...

2017 (REDSKINS)

Played in all 16 games, recording career highs in starts (10), tackles (44), solo tackles (24) and passes defended (one)... Made Redskins debut vs. PHI (9/10), adding a solo tackle and tipped a pass that Ryan Kerrigan intercepted and returned 24 yards for a touchdown... Contributed defensively in wins at LAR (9/17) and vs. OAK (9/24)... Added three tackles (one solo) at KC (10/2)... Made four tackles (two solo) in a win vs. SF (10/15)... Assisted on a tackle at PHI (10/23)... Posted a solo tackle vs. DAL (10/29)... Registered four tackles (two solo) in a win at SEA (11/5)... Credited with a career-high eight tackles (four solo) vs. MIN (11/12)... Made one assisted tackle at NO (11/19)... Notched six tackles (four solo) in a Thanksgiving night win vs. NYG (11/23)... Contributed five tackles (two solo) at DAL (11/30)... Added three tackles (two solo) at LAC (12/10)... Contributed four tackles (two solo) in a win vs. ARI (12/17)... Made two solo tackles in a win vs. DEN (12/24)... Recorded a solo tackle at NYG (12/31).

2016 (RAIDERS)

Set a then-career high by starting in all nine games played, while also racking up a career-high 2.5 sacks. Recorded 17 tackles (14 solo) and his first two forced fumbles... Returned to action after missing the final five regular season games and made his postseason debut... Recorded a sack of Matt Ryan at ATL (9/18), the first full sack of his career... Recorded his second sack of the season vs. SD (10/9) when he brought down Philip Rivers for a five-yard loss. Reached Rivers once again in the third quarter, splitting the sack with teammate Dan Williams. Registered two forced fumbles in the third quarter, the first and second of his career... Posted a solo tackle at JAX (10/23) before exiting the game with an ankle injury... Inactive at TB (10/30) and vs. DEN (11/6)... Returned to the starting lineup vs. HOU (11/21)... Inactive for the final five games of the regular season with ankle and groin injuries... Returned to the lineup for his first career postseason appearance in the AFC Wild Card Round at HOU (1/7),

registering two solo tackles.

2015 (RAIDERS)

Played in all 16 games with four starts as a part of the defensive line rotation. Posted 22 tackles (14 solo) and one fumble recovery... Made first start of the season at CLE (9/27), posting three solo tackles... Recovered Matt Forte fumble at CHI (10/4)... Started in place of the injured Justin Ellis at SF (10/25). Credited with four tackles (three solo)... Helped limit Tennessee to just 44 rushing yards and 2.4 yards per attempt on the ground at TEN (11/29)... A week later at DEN (12/13), helped limit the Broncos to just 1.6 yards per carry on the ground.

2014 (RAIDERS)

Played in 11 games, posting four tackles (two solo) in his second season... Inactive for the final five games of the year... Credited with two tackles (one solo) at NYJ (9/7)... Notched a solo stop vs. DEN (11/9) and an assisted stop at SD (11/16).

2013 (RAIDERS)

Played in 15 games as a sixth-round pick, starting five of the final seven games at nose tackle... Posted 20 tackles (14 solo) with 0.5 sacks and one fumble recovery... Made NFL debut in a reserve role at IND (9/8), posting one solo tackle... Earned first career half-sack vs. PIT (10/27), helping drop Ben Roethlisberger for a nine-yard loss... Made four tackles (one solo) at NYG (11/10)... Made first career start at nose tackle at HOU (11/17)... Also started the next three contests vs. TEN (11/24), at DAL (11/28) and at NYG (12/8)... Recovered first career fumble vs. KC (12/15)... Started at nose tackle at SD (12/22)... Recorded three solo tackles vs. DEN (12/29), including a tackle for loss.

COLLEGE

Played collegiately at Oklahoma, seeing action in 34 games with 15 starts... Totaled 63 tackles (29 solo), 2.5 sacks, 9.5 tackles for loss... As a senior, played in six contests, recording 14 tackles and one sack... Member of the defensive tackle rotation as a junior, playing in 12 games with four starts. Totaled 22 tackles and 1.5 sacks and was credited with 3.5 tackles for a loss... As a sophomore, recorded career highs with 14 games played and 11 starts. Established career bests with 26 tackles and 3.5 tackles for loss... Saw action in two games as a reserve defensive lineman as a redshirt freshman.

PERSONAL

Attended Muskogee (Okla.) H.S., where he earned all-state selections from both the Tulsa World and The Oklahoman... Named Defensive Player of the Year by the Muskogee Phoenix... Totaled 160 tackles, 38 tackles for loss and 13 sacks for his career. Added six interceptions and 21 passes defended... As a senior, recorded 98 tackles, including 20 tackles for a loss and six sacks... Ranked the No. 2 player in Oklahoma by Rivals.com and No. 8 defensive end in the nation by Rivals.com. Ranked No. 11 defensive tackle in the nation by Scout.com... Named No. 15 defensive lineman in the nation by ESPN and the No. 86 overall player in the nation by Rivals.com... Majored in human relations... Son of Stacy and Sabrina McGee... Born Jan. 17, 1990.

YEAR-BY-YEAR STATS

DEFENSE

Year	Team	G	GS	Tack	Solo	Sack	PD	FF	FR
2013	Oak	15	5	20	14	0.5	0	0	1
2014	Oak	11	0	4	2	0	0	0	0
2015	Oak	16	4	22	14	0	0	0	1
2016	Oak	9	9	17	14	2.5	0	2	0
2017	Was	16	10	44	24	0	1	0	0
2018	Was	8	1	9	7	1.0	0	0	0
Career		75	29	116	75	4.0	1	2	2

*Tackle stats according to STATS, LLC

POSTSEASON

Year	Team	G	GS	Tack	Solo	Sack	PD	FF	FR
2016	Oak	1	0	2	2	0	0	0	0
Career		1	0	2	2	0	0	0	0

CAREER HIGHS

SINGLE-GAME

Total Tackles:	8, vs. Minnesota (11/12/17)
Solo Tackles:	4, many times, last vs. NY Giants (11/23/17)
Sacks:	1.5, vs. San Diego (10/9/16)
Forced Fumbles:	2, vs. San Diego (10/9/16)
Fumble Recoveries:	1, twice, last at Indianapolis (9/8/13)

CASSANOVA MCKINZY

46



LB

6-3 // 257

1st NFL Season // Auburn

DOB: Nov. 17, 1992 // Woodlawn H.S. (Birmingham, Ala.)

TRANSACTIONS

Originally entered the NFL with the Tampa Bay Buccaneers as a college free agent on May 2, 2016... Waived by the Buccaneers on August 22, 2016... Signed to the Los Angeles Rams' practice squad on December 20, 2016... Waived by the Rams on September 2, 2017... Signed to the Rams' practice squad on September 3, 2017... Released from the Rams' practice squad on September 19, 2017... Signed with the Washington Redskins on January 2, 2018.

YEAR-BY-YEAR

2018 [REDSKINS]

Promoted from the practice squad in Week 10 and contributed one solo tackle and one tackle for loss in a win at TB [11/11]... Contributed on defense and special teams vs. HOU [11/18]... Contributed on defense and special teams at DAL [11/22]... Placed on injured reserve.

2017 [RAMS]

Contributed on the Rams' practice squad in Weeks 1-2.

2016 [BUCCANEERS/RAMS]

Spent the offseason with the Buccaneers but was waived in the preseason... Spent the final two weeks of the season on the Rams' practice squad.

COLLEGE

Started 37 games at Auburn, recording 263 total tackles, 8.5 sacks, three forced fumbles and two interceptions... Named second-team All-SEC as a senior in 2015, where he notched 74 tackles and 5.0 sacks... Started 12 games as a junior, tallying 91 tackles and one interception... Led team with 75 tackles as a sophomore, adding two sacks. Led the Tigers with nine total tackles in the 2013 BCS National Championship Game.

PERSONAL

Attended Woodlawn H.S. in Birmingham, Ala., where he recorded 113 tackles (21 for loss), one sack, one forced fumble and one interception (which he returned for a touchdown) as a senior... Participated in the 2012 Offense-Defense All-American Game... Ranked 10th on the Birmingham News' list of 2012 Super Seniors... Rated as a four-star prospect in high school, according to Rivals, Scout and ESPN... Son of Joann Brown and Charles Drake... Graduated from Auburn with a degree in public administration... Born Nov. 17, 1992.

YEAR-BY-YEAR STATS

DEFENSE

Year	Team	G	GS	Tack	Solo	Sack	INT	PD
2018	Was	3	0	1	1	0	0	0
Career		3	0	1	1	0	0	0

*Tackle stats according to STATS, LLC

96



PERNELL MCPHEE

LB

6-3 // 265

8th NFL Season // Mississippi State

DOB: Dec. 17, 1988 // Pahokee (Fla.) H.S.

TRANSACTIONS

Originally selected by the Baltimore Ravens in the fifth round (165th overall) of the 2011 NFL Draft... Signed with the Chicago Bears as an unrestricted free agent on March 11, 2015... Released by the Bears on February 26, 2018... Signed with the Washington Redskins on March 26, 2018.

PRO

Joined the Redskins in 2018 having previously appeared in 96 career regular season games with 23 starts, totaling 182 tackles (139 solo), 31.0 sacks, 12 passes defended, six forced fumbles, one fumble recovery and one interception with the Ravens (2011-14) and Chicago Bears (2015-17).

YEAR-BY-YEAR

2018 (REDSKINS)

Made Washington Redskins debut with one tackle and two quarterback hits in a win at ARI (9/9)... Posted two quarterback hits vs. IND (9/16)... Contributed on special teams and defense in a win vs. GB (9/23)... Appeared in 100th career game and finished with one solo tackle, one tackle for loss and one fumble recovery - returned for 24 yards - at NO (10/08)... Contributed on defense in a win vs. CAR (10/14)... Contributed on defense in a win vs. DAL (10/21)... Tallied one solo tackle and one quarterback hit in a win at NYG (10/28)... Contributed one solo tackle and one pass defended vs. ATL (11/04)... Inactive in Weeks 10-12... Added one solo tackle and one quarterback hit at PHI (12/03)... Notched one assisted tackle vs. NYG (12/09)... Tallied one solo tackle at JAX (12/16)... Added one solo tackle, one tackle for loss and one quarterback hit at TEN (12/22)... Recorded three tackles [two solo], one quarterback hit, one tackle for loss, and had a pass defended vs PHI (12/30)...

2017 (BEARS)

Played in 13 games with five starts... Tallied 21 tackles (20 solo), 4.0 sacks, two passes defended and a forced fumble... Forced a Charles Sims fumble at TB (9/17)... Earned sacks in back-to-back weeks vs. PIT (9/24) and at GB (9/28)... Made his first start of the season in Week 5 vs. MIN (10/9)... Once again posted sacks in consecutive games at BAL (10/15) and vs. CAR (10/22)... Started his final three games of the season while battling knee and shoulder injuries before being placed on the team's Reserve/Injured list with his shoulder injury on Dec. 20.

2016 (BEARS)

Appeared in nine games after spending the first six games of the season on the team's Physically Unable to Perform list while recovering from a knee injury... Tallied 16 tackles (13 solo), 4.0 sacks and a forced fumble... Ranked third on the team in sacks despite only playing nine games... Recorded sacks in back-to-back games vs. MIN (10/31) and at TB (11/13)... Sacked Aaron Rodgers twice vs. GB (12/18).

2015 (BEARS)

Saw action in 14 contests with 12 starts... Notched 53 tackles (42 solo), 6.0 sacks, an interception, a forced fumble and three passes defended... Missed two games with a knee injury... Named a team captain by his teammates... Sacked Russell Wilson twice at SEA (9/27)... Tallied a season-high eight tackles (seven solo) and his first career interception

vs. OAK (10/4), returning a pick of Derek Carr 13 yards to set up a field goal drive in a 22-20 win... Posted a sack in three straight games at KC (10/11), at DET (10/18) and vs. MIN (11/1). Also blocked a field goal attempt in the 18-17 victory at KC (10/11)... Sacked Aaron Rodgers twice in a win at GB (11/26).

2014 (RAVENS)

Saw action in all 16 games for the second consecutive season, producing 27 tackles (17 solo) and a career-high 7.5 sacks with four passes defended and one forced fumble... Helped the Ravens defense finish second in the league with 49 sacks and the sixth-fewest points allowed per game (18.9)... Defensed a pass in the first two games of the season and the final two games of the season... Recorded three multi-sack games, including 2.0 vs. ATL (10/19), 1.5 vs. JAX (12/14) and 2.0 vs. CLE (12/28), helping Baltimore to a 3-0 record in those contests... Made two solo tackles in AFC Wild Card Round win at PIT (1/3) and added two solo tackles and half a sack in AFC Divisional Round at NE (10/10).

2013 (RAVENS)

Played in all 16 games, recording 21 tackles (13 solo)... Posted 2.0 sacks, one pass defended and a forced fumble in 16 games... Both sacks came against AFC East opponents, including a sack of Ryan Tannehill at MIA (10/6) and Geno Smith vs. NYJ (11/24).

2012 (RAVENS)

Appeared in 12 regular season games with six starts, missing four games with a thigh injury... Produced 21 tackles (18 solo) and 1.5 sacks... Earned first career start vs. CIN (9/10) and tallied a half-sack in the game... Played in all four postseason contests, recording four tackles (two solo), two passes defended, a sack, a forced fumble and a fumble recovery in the playoffs... Recovered an Andrew Luck fumble in an AFC Wild Card Round win vs. IND (1/6)... Forced a fumble on a sack of Peyton Manning in a double overtime victory at DEN (1/12) in the AFC Divisional Round... Played in the team's victory in Super Bowl XLVII vs. SF (2/3).

2011 (RAVENS)

Played in all 16 regular season games and two postseason contests... Finished second on the Ravens with 6.0 sacks in the NFL's third-ranked defense (288.9 yards allowed per game)... Led all Ravens rookies with 23 tackles (16 solo), while also netting two passes defended, a forced fumble and a fumble recovery... Made NFL debut vs. PIT (9/11) and recovered a Mewelde Moore fumble in the contest... Credited with first career sack at STL (9/25), bringing down Sam Bradford for a four-yard loss... Notched his first forced fumble vs. HOU (10/16), stripping quarterback Matt Schaub... Posted his first career multi-sack game at CLE (12/4), dropping Colt McCoy twice in a 24-10 win... Played in AFC Divisional Round win vs. HOU (1/15) and AFC Championship Game loss at NE (1/22).

COLLEGE

Played collegiately at Mississippi State, where he started all 25 games in which he played for the Bulldogs... Recorded 91 career tackles (46 solo), 22 tackles for loss, seven sacks, two forced fumbles and four pass breakups... Earned All-SEC first team honors from the league's coaches and served as a team captain as a senior in 2010... Earned first-team All-SEC accolades as a junior in 2009... Started college career at Itawamba (Miss.) Community College, where

he totaled 124 tackles (92 solo), 32.5 sacks and four forced fumbles in 18 games... Earned NJCAA All-American first-team honors as a sophomore.

PERSONAL

Attended Pahokee (Fla.) H.S., where he earned All-State honors in his only season... Played both offensive tackle and defensive end, compiling 75 tackles and 19 sacks during his senior season while also forcing 12 fumbles... Helped lead Pahokee to a 14-0 record and the Florida State Class 2B Champi-

YEAR-BY-YEAR STATS

DEFENSE

Year	Team	G	GS	Tack	Solo	Sack	INT	PD
2011	Bal	16	0	23	16	6	0	2
2012	Bal	12	6	21	18	1.5	0	0
2013	Bal	16	0	21	13	2	0	1
2014	Bal	16	0	27	17	7.5	0	4
2015	Chi	14	12	53	42	6	1	3
2016	Chi	9	0	16	13	4	0	0
2017	Chi	13	5	21	20	4	0	2
2018	Was	13	0	11	8	0	0	2
Career		109	23	193	147	31	1	14

*Tackle stats according to STATS, LLC

ADDITIONAL

FF-FR: 1-1 in 2011, 1-0 in 2013, 1-0 in 2014, 1-0 in 2015, 1-0 in 2016, 1-0 in 2017, 0-1 in 2018

POSTSEASON

Year	Team	G	GS	Tack	Solo	Sack	INT	PD
2011	Bal	2	0	0	0	0	0	1
2012	Bal	4	0	4	2	1	0	2
2014	Bal	2	0	4	0	0.5	0	0
Career		8	0	8	2	1.5	0	3

POSTSEASON ADDITIONAL

FF-FR: 1-1 in 2012

CAREER HIGHS

SINGLE-GAME

Total Tackles:	13, twice, last at NY Giants (12/31/17)
Solo Tackles:	9, twice, last at NY Giants (12/31/17)
Interceptions:	1, vs. Green Bay (11/20/16)
Fumbles Recovered:	1, vs. Oakland (9/24/17)

31

FABIAN MOREAU

CB**6-0 // 200****2nd NFL Season // UCLA****DOB: April 9, 1994 // Western H.S. (Davie, Fla.)**

TRANSACTIONS

Originally selected by the Washington Redskins in the third round (81st overall) of the 2017 NFL Draft.

YEAR-BY-YEAR

2018 (REDSKINS)

Notched two tackles (one solo) in a win at ARI [9/9]... Made first career start and added two tackles (one solo) vs. IND [9/16]... Recorded first career forced fumble and finished with four tackles (three solo) in a win vs. GB [9/23]... Contributed five tackles (three solo) and one forced fumble at NO [10/08]... Added two solo tackles in a win vs. CAR [10/14]... Registered four tackles (two solo) in a win vs. DAL [10/21]... Notched five tackles (three solo) in a win at NYG [10/28]... Tallied four tackles (one solo) and one pass defended vs. ATL [11/04]... Notched six solo tackles in a win at TB [11/11]... Tallied two tackles (one solo) vs. HOU [11/18]... Recorded two solo tackles at DAL [11/22]... Tied a team high nine tackles (seven solo), two passes defended and one forced fumble at PHI [12/03]... Recorded four tackles (two solo) vs. NYG [12/09]... Tallied his first career interception and an assisted tackle at JAX [12/16]... Recorded one assisted tackle at TEN [12/22]... Tallied four tackles (two solo), and one pass defended vs PHI [12/30]...

2017 (REDSKINS)

Played in all 16 games as a rookie, contributing seven tackles (four solo) and a pass defended in addition to serving as a key special teamer... Made NFL debut on special teams vs. PHI [9/10]... Played on defense and special teams in a win at LAR [9/17]... Notched two assisted tackles in addition to standout play on special teams in a win vs. OAK [9/24]... Added two tackles (one solo) at KC [10/2]... Contributed three tackles (two solo) and a pass defended in a win vs. SF [10/15]... Played on special teams at PHI [10/23] and vs. DAL [10/29]... Contributed on special teams in a win at SEA [11/5]... Played on special teams vs. MIN [11/12]... Contributed on defense and special teams at NO [11/19]... Played on special teams in a Thanksgiving night win vs. NYG [11/23]... Contributed on special teams at DAL [11/30] and at LAC [12/10]... Played on special teams in a win vs. ARI [12/17]... Made a solo tackle in a win vs. DEN [12/24]... Played on special teams at NYG [12/31]...

COLLEGE

Played collegiately at UCLA from 2012-16, recording 148 tackles (98 solo), 26 pass breakups, three interceptions, one forced fumble and one fumble recovery in 51 career games... As a senior in 2016, received honorable mention All-Pac-12 honors from the league's coaches after leading his team with 10 pass breakups and contributing two interceptions to a Bruins secondary that limited opponents to a conference-low 12 passing touchdowns... Was a team co-captain in 2015 and appeared in three games before redshirting the rest of the season with a Lisfranc injury... Started 13 games and was a second-team all-conference performer in 2014 after contributing 53 tackles (40 solo), eight passes defended and an interception... As a sophomore in 2013, started all 12 games in which he appeared, posting 51 tackles (26 solo) and garnering an honorable mention all-conference selection... Played in 11 games as a freshman and was credited with five tackles and a fumble recovery.

PERSONAL

Attended Western H.S. in Davie, Fla., where he contributed at both running back and wide receiver... As a senior, ran 149 times for 889 yards and 11 touchdowns and also caught 21 passes for 416 yards and seven touchdowns... Named first-team All-County by the Sun Sentinel and Miami Herald... Team captain who earned team MVP honors in addition to being an honorable mention all-state selection... Played in the South Florida All-Star game... Rated as a three-star recruit by both Rivals.com and Scout.com... Majored in political science... Son of Berg and Guerly Moreau. Has two sisters, Faby and Fabriana... Born April 9, 1994.

YEAR-BY-YEAR STATS

DEFENSE

Year	Team	G	GS	Tack	Solo	Sack	INT	PD
2017	Was	16	0	7	4	0	0	1
2018	Was	16	10	58	37	0	1	5
Career		32	10	65	41	0	1	6

*Tackle stats according to STATS, LLC

ADDITIONAL

FF-FR: 3-0 in 2018

76



MORGAN MOSES

T

6-6 // 335

5th NFL Season // Virginia

DOB: March 3, 1991 // Meadowbrook H.S. (Richmond, Va.)

HONOR ROLL

Redskins Ed Block Courage Award (2015)

TRANSACTIONS

Originally selected by the Washington Redskins in the third round (66th overall) of the 2014 NFL Draft... Signed multi-year contract extension with the Redskins on April 27, 2017.

PRO

Enters 2018 having previously appeared in 56 regular season games with 49 starts across his first four seasons from 2014-17... Was one of only three members of the Redskins to start every game across the 2015-17 seasons (Kirk Cousins and Ryan Kerrigan).

YEAR-BY-YEAR

2018 (REDSKINS)

Made 50th career start and started at right tackle. Helped the offense gain 429 yards in a win at ARI (9/9)... Started at right tackle vs. IND (9/16)... Made start at right tackle before leaving game with an injury in win vs. GB (9/23)... Started at right tackle at NO (10/08) and made one solo tackle... Started at right tackle in a win vs. CAR (10/14)... Started at right tackle in a win vs. DAL (10/21)... Started at right tackle in a win at NYG (10/28)... Started at right tackle vs. ATL (11/04)... Started at right tackle in a win at TB (11/11)... Started at right tackle vs. HOU (11/18)... Started at right tackle at DAL (11/22)... Started at right tackle at PHI (12/03)... Started at right tackle vs. NYG (12/09)... Started at right tackle at JAX (12/16)... Started at right tackle at TEN (12/22)... Started at right tackle vs PHI (12/30)...

2017 (REDSKINS)

Started all 16 games, finishing the season as one of only three offensive players (and the only offensive lineman) to do so (Kirk Cousins and Vernon Davis)... Started at right tackle vs. PHI (9/10)... Started at right tackle and helped the Redskins record the NFL's first 200-yard rushing game (229) of the 2017 season at LAR (9/17)... Started at right tackle in a win vs. OAK (9/24), helping the Redskins to a 472-128 advantage in total yards, the team's largest differential in regular season play since Dec. 15, 1974... Started at right tackle at KC (10/2), helping the Redskins post their first sack-free game of the season... Started at right tackle and helped the offense to 419 yards in a win at SF (10/15)... Started at right tackle at PHI (10/23), helping Kirk Cousins throw for 303 yards... Started at right tackle vs. DAL (10/29)... Started at right tackle in a comeback win at SEA (11/5)... Started at right tackle as Kirk Cousins threw for 327 yards vs. MIN (11/12)... Started at right tackle and helped the Redskins produce both a 300-yard passer and 100-yard rusher at NO (11/19)... Started at right tackle in a Thanksgiving night win vs. NYG (11/23)... Started at right tackle at DAL (11/30) and at LAC (12/10)... Started at right tackle in a win vs. ARI (12/17)... Started at right tackle as the offense gained 386 yards in a win vs. DEN (12/24)... Started at right tackle at NYG (12/31).

2016 (REDSKINS)

Started all 16 games for a second straight season... Part of an offensive line that led the Redskins to team records in

total net yards (6,545), net passing yards (4,758) and yards per play (6.40) while allowing only 23 sacks, fourth-fewest in the NFL... Started at right tackle vs. PIT (9/12) and helped the Redskins hold the Steelers without a sack on 43 team pass attempts... Started at right tackle vs. DAL (9/18), helping the offense post 432 yards of offense... Started at right tackle in a win at NYG (9/25), contributing to a 403-yard effort... Started at right tackle in wins vs. CLE (10/2) and at BAL (10/9)... Started at right tackle in a win vs. PHI (10/16), guiding the offense to 230 rushing yards, its highest total since 2012... Started at right tackle in a 413-yard offensive performance at DET (10/23)... Started at right tackle in a tie against CIN (10/30) in London, helping the offense record 546 yards of offense, the team's largest offensive output since a 559-yard effort vs. Atlanta on Nov. 10, 1991... Started at right tackle in a win vs. MIN (11/13)... Started at right tackle in a win vs. GB (11/20), helping the Redskins post 515 total yards, the team's most in a non-overtime game since Week 11 of the 1991 season... Started at right tackle at DAL (11/24), holding the Cowboys without a sack and helping the offense to consecutive 500-yard performances for the first time in team history... Started at right tackle at ARI (12/4)... Started at right tackle in a win at PHI (12/11)... Started at right tackle and helped Kirk Cousins throw for 315 yards vs. CAR (12/19)... Started at right tackle and helped the Redskins to 200-plus yards both on the ground and in the air in a win at CHI (12/24)... Started at right tackle in season finale vs. NYG (1/1).

2015 (REDSKINS)

Earned the Redskins' 2015 Ed Block Courage Award, earning the starting right tackle role a year after a Lisfranc injury prematurely ended his rookie season... Started all 16 regular season games and one postseason game at right tackle... Rapid recovery and progression in training camp allowed the team to move No. 5 overall pick Brandon Scherff to right guard and create a young, promising right side of the offensive line... Started at right tackle and helped the Redskins rush for 161 yards vs. MIA (9/13)... Helped the Redskins post 182 rushing yards in a start at right tackle vs. STL (9/20)... Started at right tackle vs. NYG (9/24)... Started at right tackle vs. PHI (10/4), helping the offense go 90 yards on its final drive for a come-from-behind victory... Started at right tackle at ATL (10/11) and at NYJ (10/18)... Started at right tackle in the largest comeback win (24 points) in team history vs. TB (10/25)... Started at right tackle at NE (11/8)... Started at right tackle vs. NO (11/15), blocking for the Redskins' first combined 300-yard passing game/200-yard rushing game since Super Bowl XXII... Started at right tackle at CAR (11/22)... Started at right tackle and helped Kirk Cousins throw for his fourth 300-yard game of the season in a win vs. NYG (11/29)... Started at right tackle vs. DAL (12/7)... Started at right tackle in a win at CHI (12/13)... Started at right tackle for Cousins' team-record-setting sixth 300-yard passing game of the season in a win vs. BUF (12/20)... Started at right tackle and fought through an ankle injury in a division-clinching win at PHI (12/26)... Started at right tackle in regular season finale at DAL (1/3)... Started at right tackle in NFC Wild Card Round vs. GB (1/10).

2014 (REDSKINS)

Played in eight games and made one start as a rookie... Inactive at HOU (9/7)... Made NFL debut vs. JAX (9/14)... Inactive at PHI (9/21)... Contributed on special teams vs. NYG (9/25)... Saw action on offense and special teams vs. SEA (10/6)... Inactive at ARI (10/12) and vs. TEN (10/19)... Played

on special teams at DAL (10/27) and at MIN (11/2)... Saw significant action in relief of an injured Trent Williams vs. TB (11/16)... Made first career NFL start at left tackle and helped Alfred Morris post 125 rushing yards at SF (11/23)... Contributed on special teams at IND (11/30)... Active but did not play vs. STL (12/7)... Placed on Reserve/Injured list on Dec. 11

YEAR-BY-YEAR STATS

GAMES/STARTS

Year	Team	G	GS
2014	Was	8	1
2015	Was	16	16
2016	Was	16	16
2017	Was	16	16
2018	Was	16	16
Career		72	65

POSTSEASON

Year	Team	G	GS
2015	Was	1	1
Career		1	1

COLLEGE

Played at Virginia from 2010-13, starting 43 of the 48 career games in which he played — 30 at right tackle and 12 at left tackle... Received All-ACC third-team honors as a senior in 2013 while helping Kevin Parks become the Cavaliers' first 1,000-yard rusher in a season since 2004... Was a Coaches All-ACC honorable mention selection as a junior in 2012, starting 11 of 12 games and helping UVA amass more than 500 yards of total offense multiple times in a season for the first time since 2004... Was one of 13 players to start all 13 games for the Cavaliers in 2011... Appeared in 11 of Virginia's 12 games as a freshman, making his collegiate debut against Richmond. Made first collegiate start against UNC, becoming the seventh true freshman nationally to start at offensive tackle in 2010 when he started at right tackle against the Tar Heels.

PERSONAL

Attended Meadowbrook H.S. in Richmond, Va., and also played prep football at Fork Union Military Academy in 2009... Two-time all-state, all-region and all-district selection... Multiple-time Richmond Times-Dispatch first-team All-Met selection... Had his jersey retired at Meadowbrook in 2016... Was a Parade and SuperPrep All-American who was rated as a four-star prospect by Rivals.com and Scout.com... Listed as the No. 2 player in Virginia for the class of 2009 by Rivals.com... Son of Marion and Morris Moses... Has three children, Isaiah Moses, Jerimah Moses and Natalia Carter... Born March 3, 1991.

COMMUNITY

Launched the Morgan Moses Foundation in 2015 with the goal of motivating children through educational activities in the Central/Northern Virginia and D.C. metropolitan areas... Earned NFLPA Community MVP honors in Week 16 of the 2016 season after announcing a partnership with The Princeton Review to offer tutoring services to 100 hard-working students free of charge... In 2016, promoted healthy lifestyle habits at the 138th annual White House Easter Egg roll on the South Lawn, supported local teenage boys and girls experiencing traumatic circumstances with their families at the Burgundy and Gold Banquet, and helped deliver 157 Leesa mattresses to children at Youth for Tomorrow in Bristow, Va... Visited hematology patients at a Washington, D.C. Ronald McDonald House and also stressed the importance of staying on the right path on a panel at the Fairfax Juvenile Detention Center in 2014.

35

MONTAE NICHOLSON

S**6-2 // 215****2nd NFL Season // Michigan State****DOB: Dec. 4, 1995 // Gateway H.S. (Monroeville, Pa.)**

TRANSACTIONS

Originally selected by the Washington Redskins in the fourth round (123rd overall) of the 2017 NFL Draft.

YEAR-BY-YEAR

2018 (REDSKINS)

Tied a team high five tackles [five solo] in a win at ARI [9/9]... Notched six tackles [four solo] and one pass defended while palying 100 percent of the defensive snap count vs. IND [9/16]... Posted a career-high eight tackles [four solo] in a win vs. GB [9/23]... Added three tackles [two solo] at NO [10/08]... Notched three tackles [two solo] in a win vs. CAR [10/14]... Recorded two solo tackles in a win vs. DAL [10/21]... Contributed five tackles [four solo] on defense and one solo tackle on special teams in a win at NYG [10/28]... Added four tackles [three solo] vs. ATL [11/04]... Contributed on defense and special teams in a win at TB [11/11]... Contributed on defense and special teams vs. HOU [11/18]... Contributed on defense and special teams at DAL [11/22]... Added one solo tackle on special teams at PHI [12/03]... Talled one solo special teams tackle vs. NYG [12/09]... Contributed on defense and special teams at JAX [12/16]... Placed on Reserve/NFI list

2017 (REDSKINS)

Played in eight games with six starts as a rookie, tallying 24 tackles [18 solo], two passes defended and an interception... Made NFL debut vs. PHI [9/10]... Made first career start and posted two solo tackles in a win at LAR [9/17]... Posted a tackle and his first career interception in a win vs. OAK [9/24]. At 21 years and 294 days old, joined David Amerson, Champ Bailey, Tom Carter, Su'a Cravens, Sean Taylor and Barry Wilburn as the only members of the Redskins since the 1970 AFL-NFL merger to record an interception prior to turning 22 years old, according to records provided by Pro Football Reference... Contributed three solo tackles at KC [10/2]... Posted a career-high six tackles [four solo] in a win vs. SF [10/15]... Added three tackles [one solo] at PHI [10/23]... Recorded five tackles [three solo] vs. DAL [10/29]... Active but did not play while battling a shoulder injury at SEA [11/5]... Inactive vs. MIN [11/12]... Exited early at NO [11/19] with a concussion... Inactive in Weeks 12-15... Placed on Reserve/Injured list on Dec. 19.

COLLEGE

Played collegiately at Michigan State from 2014-16, collecting 200 tackles [109 solo], 4.5 tackles for loss, four interceptions and a forced fumble in 38 career games... Played in 11 games, including 10 starts at safety, as a junior in 2016. Garnered an honorable mention All-Big Ten selection after collecting an interception and finishing second on the Spartans with a career-high 86 tackles (39 solo)... As a sophomore in 2015, made 83 tackles (52 solo), three interceptions and 2.5 tackles for loss in 14 games with 10 starts during Michigan State's Big Ten championship campaign... Played in all 13 games as a freshman in 2014. Led the team's first-year players with 31 tackles (18 solo).

PERSONAL

Attended Gateway H.S. in Monroeville, Pa., where he earned Pittsburgh Tribune-Review Male Athlete of the Year honors

as a defensive back... Was a two-time Class AAAA all-state selection and three-time first-team All-Foothills Conference selection... Recorded 72 tackles, four fumble recoveries, three interceptions and one forced fumble while scoring two defensive touchdowns as a senior. Also posted 41 receptions for a school-record 810 yards (19.8 avg.) and 11 touchdowns on offense that season... Posted 36 tackles, an interception and three defensive touchdowns as a junior... Also lettered in basketball and track. Is the school's record-holder in the 100-meter hurdles... Majored in sociology... Son of Jackie Crawford... Born Dec. 4, 1995.

COMMUNITY

In 2017, guided students from Dreams for Kids DC through football drills, visited Finance Park for an in-person financial literacy simulation with eighth grade students from Thomas Pullen Performing Arts Academy, and packaged weekend bags for Prince George's County Elementary School students at the Capital Area Food Bank.

YEAR-BY-YEAR STATS

DEFENSE

Year	Team	G	GS	Tack	Solo	Sack	INT	PD
2017	Was	8	6	24	18	0	1	2
2018	Was	14	7	38	26	0	0	1
Career		22	13	62	44	0	1	3

*Tackle stats according to STATS, LLC

24

JOSH NORMAN

CB**6-0 // 200****7th NFL Season // Coastal Carolina****DOB: Dec. 15, 1987 // Greenwood (S.C.) H.S.**

HONOR ROLL

Pro Bowl selection (2015 season)
 First-team Associated Press All-Pro (2015)
 PFWA All-NFL and All-NFC Team (2015)
 2015 PFWA Co-Most Improved Player
 NFL Top 100 Players
 >> No. 11 after 2015, No. 59 after 2016

TRANSACTIONS

Originally selected by the Carolina Panthers in the fifth round (143rd overall) of the 2012 NFL Draft... Received franchise tag from Panthers on March 1, 2016... Became unrestricted free agent after rescission of the franchise tag by the Panthers on April 20, 2016... Signed with the Washington Redskins as an unrestricted free agent on April 22, 2016.

PRO

Joined the Redskins during the 2016 offseason... Enters 2018 having previously appeared in 83 regular season games with 68 starts from 2012-17... Recorded 309 tackles (235 solo), 64 passes defended, 10 interceptions (two returned for touchdowns), eight forced fumbles and four fumbles recovered in his first six NFL seasons with Carolina (2012-15) and Washington (2016-17)... Also started all five previous career postseason contests in which he has appeared, including Super Bowl 50.

YEAR-BY-YEAR

2018 (REDSKINS)

Recorded one solo tackle in win at ARI (9/9)... Tallied seven tackles (four solo) and played 100 percent of the defensive snap count vs. IND (9/16)... Recorded seven tackles (two solo) and one fumble recovery in a win vs. GB (9/23)... Notched three solo tackles at NO (10/08)... Finished with five tackles (four solo), one interception, one pass defended and one forced fumble. Became the first Redskin to force a fumble and record an interception in a single game since Kendall Fuller did so against the Oakland Raiders in Week 3 of the 2017 season in a win vs. CAR (10/14)... Registered five solo tackles and one forced fumble. He has now forced at least one fumble in consecutive games for the first time in his career in a win vs. DAL (10/21)... Tallied four tackles (one solo) and one pass defended in a win at NYG (10/28)... Registered six tackles (three solo) and two passes defended vs. ATL (11/04)... Finished with one solo tackle, one interception and one pass defended in a win at TB (11/11)... Assisted on two tackles vs. HOU (11/18)... Tallied six tackles (five solo), one pass defended and a forced fumble at DAL (11/22)... Finished with two tackles (one solo), one interception and one pass defended at PHI (12/03)... Recorded one solo tackle and two passes defended vs. NYG (12/09)... Notched four tackles (three solo) at JAX (12/16)... Tallied five tackles (four solo) at TEN (12/22)... Tallied five tackles (three solo) vs PHI (12/30)...

2017 (REDSKINS)

Started all 14 games in which he played, recording 64 tackles (47 solo), nine passes defended, two forced fumbles and a fumble recovery... Recorded three tackles (two solo) and three passes defended vs. PHI (9/10)... Posted six tackles (five solo) and a career-high two forced fumbles in a win at

LAR (9/17)... Made three tackles (two solo) in a win vs. DAK (9/24)... Notched two tackles (one solo) and a pass defended prior to exiting with a rib injury at KC (10/2)... Inactive with a rib injury vs. SF (10/15) and at PHI (10/23)... Recorded four tackles (two solo) and a fumble recovery vs. DAL (10/29)... Posted six tackles (five solo) and a pass defended in a win at SEA (11/5)... Contributed nine tackles (seven solo) vs. MIN (11/12)... Tied for team lead with seven tackles (five solo) at NO (11/19)... Recorded a solo tackle and a pass defended in a Thanksgiving night win vs. NYG (11/23)... Contributed four solo tackles at DAL (11/30)... Tallied three solo tackles and a pass defended at LAC (12/10)... Added six tackles (three solo) and a pass defended in a win vs. ARI (12/17)... Compiled five tackles (four solo) in a win vs. DEN (12/24)... Produced five tackles (three solo) and a pass defended at NYG (12/31).

2016 (REDSKINS)

Started all 16 games in his debut season in Washington, compiling 67 tackles (52 solo), 19 passes defended, three interceptions and two forced fumbles... Made Redskins debut vs. PIT (9/12), posting six tackles (three solo) and two passes defended... Posted five tackles, a forced fumble and a career-high-tying three passes defended vs. DAL (9/18)... Recorded six tackles (five solo) and two passes defended in a win at NYG (9/25)... Notched six tackles (four solo) and his first interception as a member of the Redskins in a win vs. CLE (10/2)... Recorded one solo tackle while fighting through a wrist injury in a win at BAL (10/9)... Added two tackles in a win vs. PHI (10/16)... Made one solo tackle prior to exiting with a concussion at DET (10/23)... Tallied six solo tackles and tied a career high with three passes defended in a tie against CIN (10/30) in London... Made three tackles (two solo) in a win vs. MIN (11/13)... Recorded three tackles and a forced fumble in a win vs. GB (11/20)... Contributed four solo tackles at DAL (11/24)... Posted five solo tackles and a pass defended at ARI (12/4)... Recorded two tackles (one solo) and broke up a pass on a two-point conversion attempt in a win at PHI (12/11)... Recorded seven tackles (five solo) and a pass defended vs. CAR (12/19)... Set a career high with four passes defended and tied his career best with two interceptions in a win at CHI (12/24). Also added five tackles (four solo). He and Bashaud Breeland combined to give the Redskins multiple players with multiple interceptions in a single game for the first time in records available dating back to 1960... Recorded five tackles (four solo) and a pass defended vs. NYG (1/1).

2015 (PANTHERS)

Started 16 games at cornerback, earning first-team AP and PFWA All-Pro honors and sharing Co-Most Improved Player honors with Redskins QB Kirk Cousins... Established career highs with four interceptions, including two returned for touchdowns (tied for NFL lead), 16 passes defended, three forced fumbles and two fumble recoveries. Added 55 tackles... Key member of unit that finished in the top 10 in the NFL in total defense for the fourth consecutive year. Helped Carolina lead the NFL in interceptions (24), takeaways (39), points off turnovers (148) and turnover differential (+20) and opponent passer rating (73.5)... Named NFC Defensive Player of the Month for September, tying for the NFL lead with two interceptions and posting 15 tackles, three passes defended, one forced fumble and one fumble recovery as the Panthers finished the month 3-0. Became the first defensive back in team history to be named Defensive Player of the Month... Scored first career touchdown at JAX (9/13) when he intercepted a pass by Jaguars quarterback Blake Bortles

and returned it 30 yards for the score. Also forced and recovered a fumble by Jaguars wide receiver Allen Hurns, becoming only player in the 25 seasons to have an interception return touchdown, forced fumble and fumble recovery on Kickoff Weekend... Intercepted a pass by Saints quarterback Luke McCown vs. NO (9/27) in the end zone with 1:09 left in the game to seal the victory... Earned first career NFC Defensive Player of the Week honor after intercepting Buccaneers quarterback Jameis Winston twice at TB (10/4). Returned first interception 46 yards for a touchdown and established a career high with three passes defended... Became the first player in franchise history to record four interceptions in first four games of a season and first NFL cornerback with two interception return touchdowns in the first four games of a season since Charles Woodson in 2008... Matched career high with three passes defended vs. IND (11/2)... Forced a fumble vs. WAS (11/22)... Forced a fumble by Giants wide receiver Odell Beckham, Jr. at NYG (12/20)... Recovered a fumbled snap by Falcons quarterback Matt Ryan at ATL (12/27)... Started at cornerback in NFC Divisional Playoff vs. SEA (1/17), NFC Championship vs. ARI (1/24) and Super Bowl 50 vs. DEN (2/7), recording 10 tackles, one sack and four passes defended in the postseason... Sacked Seahawks quarterback Russell Wilson for a 14-yard loss in NFC Divisional Round vs. SEA (1/10).

2014 (PANTHERS)

Played in 14 games with 10 starts and was inactive for two games for Carolina... Tied for second on the team with two interceptions and finished second with 11 passes defended... Posted 38 tackles and one forced fumble... Started vs. CHI (10/5) before being inactive with a concussion at CIN (10/12) and at GB (10/19)... Started the final nine games of the regular season... Thwarted Seahawks scoring threat with interception of quarterback Russell Wilson in the end zone vs. SEA (10/26)... Punched the ball away from Saints running back Mark Ingram at NO (12/7)... Intercepted a pass by Browns quarterback Brian Hoyer vs. CLE (12/21)... Started NFC Wild Card game vs. ARI (1/3) and NFC Divisional Playoff at SEA (1/10)... Recorded five tackles and one pass defended in the postseason... Part of defense that set an NFL record for the fewest yards allowed in a postseason game with 78 vs. ARI.

2013 (PANTHERS)

Played in seven games and was inactive for nine games... Recorded five tackles... Inactive for NFC Divisional game vs. SF (1/12).

2012 (PANTHERS)

Played in 16 games with starts in the first 12 as a rookie... Posted 74 tackles, one interception and a team-leading eight passes defended... Joined fellow rookies Luke Kuechly and Amini Silatolu as opening day starters at TB (9/9)... Compiled a single-game career-high 11 tackles vs. NO (9/16)... Notched first career interception, picking off Bears quarterback Jay Cutler at CHI (10/28). Leaped in front of Bears wide receiver Brandon Marshall to snag the ball at the Panthers' three-yard line.

COLLEGE

Played in 46 games with 39 starts at Coastal Carolina, earning a scholarship after his sophomore season after joining the program as a walk-on... Was a two-time All-American and three-time All-Big South Conference honoree... Finished career first in conference and school history with 48 passes defended and second with 13 interceptions. Also totaled 198 tackles and four forced fumbles and tied school record with four blocked kicks... As a senior in 2011, earned first-team All-American and first-team All-Big South Conference hon-

ors and became the first player from Coastal Carolina and only the second from the Big South Conference to play in the Senior Bowl. Played in 11 games with 10 starts, leading the team with 62 tackles and 14 passes defended and tying for first with two interceptions... Was a first-team All-Big South Conference choice in 2010, posting 56 tackles, one forced fumble, one interception and a team-high 10 passes defended in 12 games with 11 starts... As a sophomore in 2009, was a third-team All-American and first-team All-Big South Conference selection, setting conference and school records with eight interceptions in 11 starts. Paced the conference with 15 passes defended... Played in 12 games with seven starts as a freshman in 2008. Collected 35 tackles, two interceptions and nine passes defended.

PERSONAL

Attended Greenwood [S.C.] H.S., where he earned All-State honors on defense... Was also named All-Lakeland Region 4A team on offense... Selected to play in the North-South All-Star Game... Was a member of the basketball, baseball and track teams throughout high school... Majored in general studies... Son of Roy and Sandra Norman... Born Dec. 15, 1987.

COMMUNITY

Founded Starz 24, a non-profit committed to enriching the lives of the youth in Greenwood and other cities facing financial hardships and educational and community deficits... In his first year in Washington in 2016, greeted fans and posed for pictures at FedExField at the team's annual Draft Day Party, walked the runway alongside the Women of Washington to raise money for the WRCF at the second annual Redskins Runway Show, and distributed packaged food and turkeys to 2,500 families in need at the 14th annual Harvest Feast at FedExField.

YEAR-BY-YEAR STATS

DEFENSE

Year	Team	G	GS	Tack	Solo	Sack	INT	PD
2012	Car	16	12	71	50	0	1	7
2013	Car	7	0	4	3	0	0	0
2014	Car	14	10	47	35	0	2	11
2015	Car	16	16	56	48	0	4	18
2016	Was	16	16	67	52	0	3	19
2017	Was	14	14	64	47	0	0	9
2018	Was	16	16	64	40	0	3	9
Career		99	84	373	275	0	13	73

*Tackle stats according to STATS, LLC

ADDITIONAL

FF-FR: 1-1 in 2014, 3-2 in 2015, 2-0 in 2016, 2-1 in 2017, 3-1 in 2018

INT TD: 2 in 2015

POSTSEASON

Year	Team	G	GS	Tack	Solo	Sack	INT	PD
2014	Car	2	2	6	4	0	0	0
2015	Car	3	3	9	6	1	0	4
Career		5	5	15	10	1	0	4

CAREER HIGHS

SINGLE-GAME

Total Tackles:	11, vs. NY Giants (9/20/12)
Solo Tackles:	8, vs. NY Giants (9/20/12)
Interceptions:	2, twice, last at Chicago (12/24/16)
Passes Defended:	4, at Chicago (12/24/16)
Forced Fumbles:	2, at Los Angeles Rams (9/17/17)
Fumbles Recovered:	1, four times, last vs. Dallas (10/29/17)

79



TY NSEKHE

T

6-8 // 330

4th NFL Season // Texas State

DOB: Oct. 27, 1985 // Bowie H.S. (Arlington, Texas)

TRANSACTIONS

Originally entered the NFL with the Indianapolis Colts as a free agent on August 1, 2012... Waived by the Colts on September 1, 2012... Claimed off waivers by the St. Louis Rams on September 2, 2012... Waived by the Rams on September 27, 2012... Signed to the Rams' practice squad on September 30, 2012... Waived by the Rams on September 3, 2013... Signed with the New Orleans Saints on January 6, 2014... Waived by the Saints on September 9, 2014... Signed with the Washington Redskins on February 10, 2015... Waived by the Redskins on May 4, 2015... Signed with the Redskins on May 11, 2015... Re-signed with the Redskins on March 20, 2017... Re-signed with the Redskins on April 16, 2018.

PRO

Fought his way through multiple professional leagues to earn his shot in the NFL... Enters 2018 having previously appeared in 42 career games with 11 starts.

YEAR-BY-YEAR

2018 (REDSKINS)

Contributed on special teams and as an eligible tackle in win at ARI (9/9)... Appeared on offense and special teams vs. IND (9/16)... Contributed on offense and special teams in a win vs. GB (9/23)... Appeared on offense and special teams at NO (10/08)... Contributed on offense and special teams in a win vs. CAR (10/14)... Contributed on special teams in a win vs. DAL (10/21)... Contributed on offense and special teams in a win at NYG (10/28)... Started at left tackle vs. ATL (11/04)... Started at left tackle in a win at TB (11/11)... Started at left tackle vs. HOU (11/18)... Contributed on offense and special teams at DAL (11/22)... Contributed on offense at PHI (12/03)... Started at left guard vs. NYG (12/09)... Started at left guard at JAX (12/16)... Inactive in weeks 16-17...

2017 (REDSKINS)

Started five of the 11 games in which he played... Played on offense and special teams vs. PHI (9/10)... Contributed on offense and special teams in wins at LAR (9/17) and vs. DAK (9/24)... Inactive with a core muscle injury in Weeks 4-8... Active but did not play while recovering from his core muscle injury at SEA (11/5)... Contributed as an eligible tackle vs. MIN (11/12)... Played extensively following an injury to Shawn Lauvao and helped the Redskins produce both a 300-yard passer and 100-yard rusher at NO (11/19)... Started at left tackle in a Thanksgiving night win vs. NYG (11/23)... Started at left guard and transitioned to right tackle after an injury to Morgan Moses at DAL (11/30)... Played in reserve at LAC (12/10)... Started at left tackle in a win vs. ARI (12/17)... Started at left tackle as the offense gained 386 yards in a win vs. DEN (12/24)... Started at left tackle at NYG (12/31).

2016 (REDSKINS)

Played in a career-high 14 games with four starts... Important spot starter on an offensive line that led the Redskins to team records in total net yards (6,545), net passing yards (4,758) and yards per play (6.40) while allowing only 23 sacks, fourth-fewest in the NFL... Contributed on special teams vs. PIT (9/12) and vs. DAL (9/18)... Played extensively at left tackle in a win at NYG (9/25) following a rash of injuries that forced Trent Williams to left guard... Contributed on offense and special teams in wins vs. CLE (10/2) and at BAL (10/9)... Had a key block as a sixth lineman on the Redskins'

game-clinching 57-yard run vs. PHI (10/16)... Played on offense and special teams at DET (10/23)... Played on offense and special teams in a tie against CIN (10/30) in London... Started at left tackle in a win vs. MIN (11/13)... Started at left tackle in a win vs. GB (11/20), helping the Redskins post 515 total yards, the team's most in a non-overtime game since Week 11 of the 1991 season... Started at right tackle at DAL (11/24), holding the Cowboys without a sack and helping the offense to consecutive 500-yard performances for the first time in team history... Started at left tackle at ARI (12/4)... Played on offense and special teams in a win at PHI (12/11)... Contributed on offense and special teams vs. CAR (11/19) and in a win at CHI (12/24)... Played on offense and special teams vs. NYG (1/1).

2015 (REDSKINS)

Played in a career-high 13 regular season games with two starts and also made his postseason debut... Contributed as a reserve vs. MIA (9/13)... Active but did not play vs. STL (9/20)... Played on special teams at NYG (9/24)... Active but did not play vs. PHI (10/4) and at ATL (10/11)... Made first NFL start at NYJ (10/18), opening the game at left tackle in place of an injured Trent Williams... Played on offense and special teams in the largest comeback win (24 points) in team history vs. TB (10/25)... Contributed on special teams at NE (11/8)... Played on offense and special teams in a win vs. NO (11/15)... Played on offense and special teams at CAR (11/22), vs. NYG (11/29), vs. DAL (12/7)... Saw extended action following various injuries to Morgan Moses in wins at CHI (12/13) and vs. BUF (12/20)... Contributed on offense and special teams in a division-clinching win at PHI (12/26)... Started at left tackle in place of Williams in regular season finale at DAL (1/3)... Contributed on special teams in NFC Wild Card Round vs. GB (1/10).

2014 (CFL/SAINTS)

Joined the Saints on Reserve/Future contract before eventually being waived after Week 1... Also spent part of the 2014 season on the practice roster of the CFL's Montreal Alouettes.

2013 (RAMS)

Spent the offseason with the team but was waived on Sept. 3.

2012 (AFL/COLTS/RAMS)

Signed with the San Antonio Talons of the AFL on April 26... Recorded one tackle and five receptions for 32 yards in 11 games with 10 for San Antonio... Entered the NFL as a free agent with the Colts on Aug. 1... Waived by Indianapolis on Sept. 1 but claimed a day later by St. Louis... Appeared in two games for St. Louis, making his NFL debut vs. WAS (9/16)... Waived by the Rams on Sept. 27 but signed to the team's practice squad on Sept. 30.

COLLEGE

Played at Texas State and Tarleton State during his collegiate career spanning 2003-06.

PERSONAL

Attended Bowie H.S. in Arlington, Texas, where he earned first-team all-area honors in 2002 and 2003... In 2016, donated tickets for the Redskins/Cowboys Thanksgiving game to officers in the Dallas Police Department affected

by shootings during the previous summer... In 2017, raised money for pediatric cancer research at the Make-A-Wish Foundation Evening of Wishes Gala, and also distributed winter coats and hats to 300 elementary school students from local area schools at the eighth annual Share the Warmth event... Last name pronounced "en-SECK-he"... Son of Diane Nsekhe... Born Oct. 27, 1985.

YEAR-BY-YEAR STATS

GAMES/STARTS

Year	Team	G	GS
2012	Stl	2	0
2015	Was	13	2
2016	Was	16	4
2017	Was	11	5
2018	Was	14	5
Career		56	16

POSTSEASON

Year	Team	G	GS
2015	Was	1	0
Career		1	0

95

DARON PAYNE

DL**6-3 // 319****Rookie // Alabama****DOB: May 27, 1997 // Shades Valley H.S. (Irondale, Ala.)**

TRANSACTIONS

Originally selected by the Washington Redskins in the first round (13th overall) of the 2018 NFL Draft.

YEAR-BY-YEAR

2018 (REDSKINS)

Made NFL debut in win at ARI [9/9] with first career start and recorded three tackles (two solo)... Tallied two tackles [one solo] vs. IND [9/16]... Recorded first career sack for a loss of four yards and finished with five tackles [four solo], one tackle for loss and one quarterback hit in a win vs. GB [9/23]... Registered four tackles [three solo], two quarterback hits, one tackle for loss, first career forced fumble and one sack for a loss of six yards at NO [10/08]... Tallied three tackles [two solo] in a win vs. CAR [10/14]... Notched four tackles [one solo], one quarterback hit and one pass defended in a win vs. DAL [10/21]... Registered four tackles [three solo] and one sack for a loss of six yards in a win at NYG [10/28]... Assisted on a tackle vs. ATL [11/04]... Notched two assisted tackles and a quarterback hit in a win at TB [11/11]... Tallied seven tackles [three solo] vs. HOU [11/18]... Recorded one sack, four tackles [three solo] and a pass defended at DAL [11/22]... Added one solo tackle at PHI [12/03]... Notched five tackles [three solo] and one sack vs. NYG [12/09]... Recorded his first career fumble recovery, plus two solo tackles at JAX [12/16]... Recorded three tackles [two solo] and a pass defended at TEN [12/22]... Recorded five tackles [five solo] vs PHI [12/30]...

COLLEGE

Played collegiately in 44 games at Alabama from 2015-17... Compiled 102 career tackles (39 solo), 5.0 tackles for loss, 3.0 sacks, five pass breakups, two fumble recoveries, one forced fumble and one interception... Integral part of defense that qualified for three consecutive College Football Playoff National Championship berths, including titles in 2015 and 2017... In 2017, totaled 53 tackles (21 solo), three pass breakups, one fumble recovery, 1.0 sack, one interception and one offensive touchdown in 14 games, earning first-team All-SEC honors from the Associated Press. Recorded first career interception in Sugar Bowl, returning it 21 yards and capping the ensuing drive with a one-yard touchdown reception. Garnered Defensive MVP honors in both the Sugar Bowl and the College Football Playoff National Championship... As a sophomore in 2016, tallied 36 tackles (12 solo), 1.5 sacks and one pass breakup in 15 games and scored the first touchdown of his collegiate career at Ole Miss on a three-yard return of a fumble forced by Redskins linebacker Ryan Anderson... Appeared in all 15 games as a freshman in 2015, contributing 13 tackles (six solo), a half-sack and a forced fumble.

PERSONAL

Attended Shades Valley H.S. in Irondale, Ala., where he was rated as a five-star prospect and the No. 1 player in the state of Alabama by Rivals.com... Was named a five-star prospect by Scout.com... Named to the 2015 U.S. Army All-American Bowl... Honorable mention Alabama Sports Writers Association All-State selection... Participated in 2014 Alabama-Mississippi All-Star Game... Son of Ron Payne and Kemberly Smith... First name pronounced "duh-RON"... Born May 27, 1997.

YEAR-BY-YEAR STATS

DEFENSE

Year	Team	G	GS	Tack	Solo	Sack	PD	FF	FR
2018	Was	16	16	56	35	5	3	1	1
Career		15	15	56	35	5	3	1	1

FF-FR: 1-1 in 2018

*Tackle stats according to STATS, LLC

32

SAMAJE PERINE

RB**5-11 // 233****2nd NFL Season // Oklahoma****DOB: Sept. 16, 1995 // Hendrickson H.S. (Pflugerville, Texas)**

TRANSACTIONS

Originally selected by the Washington Redskins in the fourth round (114th overall) of the 2017 NFL Draft.

YEAR-BY-YEAR

2018 (REDSKINS)

Inactive in Weeks 1-5... Made 2018 debut and rushed one time for three yards and caught one pass for a loss of three yards in a win vs. CAR [10/14]... Rushed twice for two yards in a win vs. DAL [10/21]... Inactive in a win at NYG [10/28]... Rushed two times for 20 yards and caught two passes for eight yards vs. ATL [11/04]... Contributed on offense in a win at TB [11/11]... Inactive in Weeks 11-16... Gained seven yards on three carries vs PHI [12/30]...

2017 (REDSKINS)

Appeared in all 16 games with eight starts, leading the Redskins in rushing attempts (175) and rushing yards (603), becoming the 14th rookie in team history to lead the Redskins in rushing yards in a season. Scored one rushing touchdown and also added 22 catches for 182 yards and a receiving touchdown... Made NFL debut on special teams vs. PHI [9/10]... Rushed 21 times for 61 yards and caught one pass for no gain in a win at LAR [9/17]... Rushed 19 times for 49 yards and caught a six-yard pass in a win in his first career start vs. OAK [9/24]... Rushed six times for 27 yards at KC [10/2]... Rushed nine times for 26 yards and caught three passes for 24 yards including a career-long 16-yard catch and his first career receiving touchdown in a win vs. SF [10/15]... Played on special teams at PHI [10/23] and vs. DAL [10/29]... Gained nine yards on two carries at SEA [11/5]... Rushed nine times for 35 yards and caught a career-long 25-yard pass vs. MIN [11/12]. Also added a season-long 28-yard kickoff return... Recorded career highs in rushing attempts (23) and rushing yards (117) at NO [11/19], recording the first 100-yard rushing day by a Redskins running back since Rob Kelley in Week 11 of the 2016 season. Scored the first rushing touchdown of his career on a one-yard run in the second quarter... Gained 100 yards on 24 carries and caught three passes for 30 yards in a Thanksgiving night win vs. NYG [11/23]. Became the first member of the Redskins to post consecutive 100-yard rushing games since Alfred Morris in Weeks 9-10 of the 2013 season and the first Redskins rookie to do so since Morris in Weeks 12-14 of the 2012 season... Rushed 12 times for 38 yards and caught three passes for 31 yards at DAL [11/30]... Rushed 17 times for 45 yards and caught four passes for seven yards at LAC [12/10]... Gained 37 yards on 14 carries and added two catches for 29 yards in a win vs. ARI [12/17]... Rushed 17 times for 53 yards and caught three passes for 21 yards in a win vs. DEN [12/24]... Rushed twice for three yards prior to exiting with an injury at NYG [12/31].

COLLEGE

Played collegiately at Oklahoma from 2014-16, starting 30 of the 36 games in which he appeared. Finished career as OU's all-time leading rusher (4,122 yards) despite turning pro after just three seasons and also holds the NCAA single-game rushing record (427 yards vs. Kansas in 2014)... Ranked fourth in OU history with 49 rushing touchdowns, fifth with 685 carries and sixth with 4,443 all-purpose yards... Was a team captain as a junior in 2016, rushing 196 times for 1,060 yards (5.4 avg.) with 12 rushing touchdowns and catching 10

passes for 106 yards with a receiving touchdown, earning second-team All-Big 12 honors... Garnered first-team All-Big 12 honors as a sophomore in 2015 after gaining 1,349 rushing yards on 226 carries (6.0 avg.) with 16 rushing touchdowns and catching 15 passes for 107 receiving yards with one receiving touchdown... As a freshman in 2014, rushed 263 times for 1,713 yards (6.5 avg.) with 21 rushing touchdowns and gained 108 receiving yards on 15 receptions with a receiving touchdown. Earned a bevy of awards for his play, including Big 12 Offensive Freshman of the Year from the league's coaches, Big 12 Offensive Newcomer of the Year from the AP, unanimous first-team All-Big 12 honors and second-team All-American honors from the FWAA.

PERSONAL

Attended Hendrickson H.S. in Pflugerville, Texas, where the three-year starter rushed for 1,492 yards and 12 touchdowns in his final season... Collected 1,993 rushing yards and 16 touchdowns as a junior... Rated as a four-star recruit by Rivals.com and ESPN and as a three-star recruit by Scout.com... Majored in human relations... Son of Gloria Perine... Name pronounced "suh-MAH-jay PEE-rine"... Born Sept. 16, 1995.

COMMUNITY

In 2017, guided students from Dreams for Kids DC through football drills, visited Finance Park for an in-person financial literacy simulation with eighth grade students from Thomas Pullen Performing Arts Academy, packaged weekend bags for Prince George's County Elementary School students at the Capital Area Food Bank, brought joy to 31 area women battling breast cancer at the team's annual All-Star Survivors Celebration, and distributed winter coats and hats to 300 elementary school students from local area schools at the eighth annual Share the Warmth event.

YEAR-BY-YEAR STATS

RUSHING

Year	Team	GP	GS	Att	Yds	Avg	Lg	TD
2017	Was	16	8	175	603	3.4	30	1
2018	Was	5	0	8	32	4.0	11	0
Career		21	8	183	635	3.5	30	1

RECEIVING

Year	Team	GP	GS	Rec	Yds	Avg	Lg	TD
2017	Was	16	8	22	182	8.3	25	1
2018	Was	3	0	3	5	1.7	8	0
Career		19	8	25	187	7.5	25	1

KICK RETURN

Year	Team	KR	Yds	Avg	Lg	TD
2017	Was	2	48	24.0	28	0
Career		2	48	24.0	28	0

ADDITIONAL

Fumbles-Lost: 2-2 in 2017

CAREER HIGHS

SINGLE-GAME

Carries:	24, vs. NY Giants [11/23/17]
Rushing Yards:	117, at New Orleans [11/19/17]
Rushing TD:	1, at New Orleans [11/19/17]
Receptions:	3, four times, last vs. Denver [12/24/17]
Receiving Yards:	31, at Dallas [11/30/17]
Receiving TD:	1, vs. San Francisco [10/15/17]

ADRIAN PETERSON

26



RB

6-1 // 220

12th NFL Season // Oklahoma

DOB: Mar. 21, 1985 // Palestine H.S. (Texas)

HONOR ROLL

Seven-time Pro Bowl selection (2007-2010, 2012, 2013, 2015 seasons)

Four-time first-team All-Pro (2008, 2009, 2012, 2015)

2012 NFL MVP and Offensive Player of the Year

NFL Offensive Rookie of the Year (2007)

Three-time NFL rushing title (2008, 2012 and 2015)

Two-time NFL rushing touchdowns leader (2009, 2015)

NFL record: 296 rushing yards in a game

TRANSACTIONS

Originally selected by the Minnesota Vikings in the first round (seventh overall) of the 2007 NFL Draft. Signed a six-year extension with the Vikings on September 10, 2011... Signed with the New Orleans Saints on April 25, 2017 and was traded to the Arizona Cardinals for an undisclosed 2018 NFL Draft pick on October 10, 2017... Signed with the Washington Redskins as an unrestricted free agent on August 20, 2018.

PRO

Enters 2018 having previously appeared in 133 regular season games with 123 starts from 2007-17... Recorded 2,574 attempts for 12,276 rushing yards (4.8 avg.) with 99 touchdowns on the ground and 252 receptions for 2,015 receiving yards (8.0 avg.) with five receiving touchdowns totaling 14,291 yards from scrimmage through the conclusion of the 2017 season... Joined the Redskins in 2018 offseason with five playoff appearances to his credit, recording 116 attempts for 412 yards (3.6 avg.) with five rushing touchdowns in those contests... Enters 2018 ranked 12th all-time in rushing yards with 12,276 yards, third in yards per game with 92.3 and tied for ninth all-time in rushing touchdowns... Departed Minnesota as the franchise's all-time leader in rushing yards (11,747), attempts (2,418), rushing touchdowns (97), average yards per attempt (4.86) and rushing yards per game (95.5).

YEAR-BY-YEAR

2018 (REDSKINS)

In a win at ARI (9/9), recorded 96 rushing yards (3.7 avg.) on 26 carries with one touchdown and two receptions for 70 yards, including a 52-yard reception for his third longest career reception. Finished the game ranked 10th all-time in NFL career rushing yards with 12,372 surpassing Jim Brown (12,312) and Marshall Faulk (12,279). On his first carry of the game with a five-yard run, surpassed Marshall Faulk for 11th all-time in career rushing yards before rushing for eight yards on his seventh attempt to pass Jim Brown for 10th in all-time career rushing yards. Recorded his 100th career rushing touchdown passing Barry Sanders on the NFL's all-time list for career rushing touchdowns and tied Shaun Alexander and Marshall Faulk for seventh all-time in NFL history. Joined Thompson (128) in becoming the first Redskins running back duo to each record 125 or more scrimmage yards in a single game since Clinton Portis (164) and Ladell Betts (151) accomplished the feat against the Houston Texans on Sept. 24, 2006... Rushed 11 times for 20 yards and caught three passes for 30 yards vs. IND (9/16)... Recorded 120 rushing yards on 19 carries with two touchdowns. With his first touchdown, took sole possession of seventh place

on the NFL's all-time list for career rushing touchdowns passing Shaun Alexander and Marshall Faulk. Recorded his 52nd career game with 100 or more rushing yards in a win vs. GB (9/23)... Caught two passes for 36 yards and gained six yards on four carries at NO (10/08)... Recorded 17 rush attempts for 97 yards (5.7 avg.) in a win vs. CAR (10/14)... Rushed for 99 yards on 24 attempts and had one catch for eight yards. Finished with 107 scrimmage yards (14,873) and passed Jim Brown (14,811) for 26th on the NFL's all-time list in career yards from scrimmage in a win vs. DAL (10/21)... Finished with 26 attempts for a season high 149 yards, one touchdown reception for seven yards and one rushing touchdown for 64 yards. With his performance, Peterson (12,863) has now passed Hall of Famer Tony Dorsett (12,739) for ninth on the NFL's all-time list and he (103) is now two rushing touchdowns shy of passing Hall of Famer John Riggins (104) for sixth on the NFL's all-time list in a win at NYG (10/28)... Rushed nine times for 17 yards and caught three passes for 16 yards vs. ATL (11/04)... Rushed 19 times for 88 yards and he (15,131) finished with 69 yards from scrimmage and passed No. 24 Jerome Bettis (15,111), No. 23 Steve Smith Sr. (15,118), No. 22 Steven Jackson (15,121) and No. 21 Tim Brown on the NFL's all-time list in a win at TB (11/11)... Rushed for 51 yards on 16 attempts and two touchdowns and passed Pro Football Hall of Famer John Riggins on the NFL's all-time rushing touchdown list with 105 touchdowns vs. HOU (11/18)... Finished with 35 yards on 12 attempts. He has now recorded 13,034 career rushing yards becoming the ninth player in NFL history to rush for 13,000 yards at DAL (11/22)... Finished with 98 yards on nine rush attempts and a 90-yard touchdown run. The 90-yard score was the longest touchdown run from scrimmage in his career and Redskins history. With that touchdown run, he tied Pro Football Hall of Famer Jim Brown for fifth on the NFL's all-time list in rushing touchdowns with 106 at PHI (12/03)... Recorded 16 yards rushing and three yards receiving vs. NYG (12/09)... Notched 71 yards from scrimmage to pass No. 18 Isaac Bruce (15,347) No. 17 Eric Dickerson (15,396) on the NFL's all-time list at JAX (12/16)... Rushed for 119 yards on 26 attempts and has now reached 1,000 total rushing yards this season and became the first Redskins since Alfred Morris (1,074 in 2014) to accomplish the feat. He is now the 12th player in NFL history to record eight or more seasons with 1,000-plus rushing yards. Peterson (13,318) also passed Hall of Famer Eric Dickerson (13,259) for eighth on the NFL's all-time list in career rushing yards at TEN (12/22)... Contributed on offense vs PHI (12/30)...

2017 (CARDINALS/SAINTS)

Named a Pro Bowl alternate after totaling 448 yards and two TDs on 129 carries in six games for the Arizona Cardinals ... missed the final five games with a neck injury ... finished the season with 12,276 career rushing yards and 99 career rushing TDs, which rank 12th and tied for ninth, respectively, in NFL history ... traded to Arizona on Oct. 10 ... rushed for 134 yards and two TDs on 26 carries (5.2 avg.) vs. TB (10/15); became the first player to gain 100+ rushing yards in a Cardinals debut since Ottis Anderson (vs. Dal on 9/2/79); registered his 50th career 100-yard rushing game against Tampa Bay (10/15), becoming the only active NFL player with 50 such performances; earned NFC Offensive Player of the Week and FedEx Ground Player of the Week for his performance against Tampa Bay ... totaled 159 yards on a career-high and franchise-record 37 carries at SF (11/5), surpassing 12,000 career rushing yards and passing HOF RBs Franco Harris (12,120) and Thurman Thomas (12,074) on the

gest TD run on a player's first carry in a season since the 1970 merger ... notched a pair of rushing TDs (60 and seven yards) and 140 yards vs. PIT (9/29) in London ... carried the ball 25 times for 140 yards and one TD at DAL (11/3) ... rushed for 146 yards and one TD at GB (11/24) ... surpassed 10,000 career rushing yards with 211 yards (season high) on 35 carries (career high) vs. CHI (12/1).

2012 (VIKINGS)

Returned from offseason knee surgery to rush for 2,097 yards (second most in NFL history) and 12 TDs on 348 carries (6.0 avg.), earning NFL MVP, Offensive Player of the Year and first-team All-Pro honors... tied his own team record with 10 100-yard rushing performances, including two 200-yard outputs, on the season... matched Earl Campbell's NFL record (set in 1980) with seven 150-yard rushing games and tied Barry Sanders' NFL record (set in 1997) with seven runs of 50+ yards... established an NFL record for most rushing yards in a month with 861 in December... broke the Vikings career rushing yardage record with 84 yards on 17 carries in the season-opener vs. Jax (9/9)... had a career-long 82-yard TD run in a pair of games, at GB (12/2) and at StL (12/16).

2011 (VIKINGS)

Totaled 970 yards and 12 TDs (third in the NFL) on 208 carries and 139 yards and one TD on 18 receptions in 12 games (all starts)... scored his 53rd rushing TD on a one-yard plunge vs. TB (9/18), breaking the Vikings career rushing TDs record ... missed three games after suffering an ankle injury vs. OAK (11/20) and suffered a season-ending knee injury vs. WAS (12/24)... tied a franchise record with a career-high three rushing TDs vs. ARI (10/9); named NFC Offensive Player of the Week and FedEx Ground Player of the Week for his performance against the Cardinals... gained a season-best 175 rushing yards vs. GB (10/23).

2010 (VIKINGS)

Played in 15 games (all starts) and carried the ball 283 times for 1,298 yards (sixth in franchise history) and 12 TDs (tied for fifth), earning his fourth trip to the Pro Bowl ... had five 100-yard rushing performances on the season ... posted 160 yards and two TDs, including an 80-yard scoring run, vs. DET(9/26) ... scored three rushing TDs for the fourth time in his career vs. BUF (12/5) ... had a streak of 350 offensive touches without a fumble (11/29/09-12/28/10), the 2nd-longest streak in Vikings history

2009 (VIKINGS)

Ran for 1,383 yards (second in the NFC) and a career-high 18 TDs on 314 carries, earning first-team All-Pro and Pro Bowl recognition ... also had 436 yards on 43 catches, both career highs ... set a Vikings record and led all NFL position players with 18 rushing TDs... paired with Sidney Rice to form the NFC's top rushing-receiving tandem with a combined 2,695 yards (1,383 rushing and 1,312 receiving)... set a Vikings opening-day record with 180 yards rushing at CLE (9/13) ... set a postseason franchise record with three rushing TDs @ NO (1/24/10), which also tied the team record for the most overall TDs in a playoff game.

2008 (VIKINGS)

Led the NFL in rushing with a single-season franchise-record 1,760 yards (since broken), becoming the first Vikings RB to lead the league in rushing... received the Maxwell Club's Bert Bell Player of the Year, first-team All-Pro, Pro Bowl and team MVP honors ... set team records with 10 100-yard rushing games and 363 carries... ran for 192 yards and one TD on 30 carries vs. GB (11/9), earning NFC Offensive Player of the Week and FedEx Ground Player of the Week honors for his performance against the Packers... also earned FedEx Ground Player of the Week honors for games vs. HOU (11/2)

and at ARI (12/14).

2007 (VIKINGS)

Earned Associated Press Offensive Rookie of the Year, Diet Pepsi Rookie of the Year and Pro Bowl MVP during his record-breaking rookie campaign... led the NFC and ranked second in the NFL with 1,341 rushing yards... helped the Vikings total a franchise-record and NFL-leading 2,634 rushing yards... set an NFL single-game record with 296 rushing yards vs. SD (11/4), previously held by Jamal Lewis (295) ... posted the top-two single-game rushing performances in franchise history with 224 yards at CHI (10/14) and 296 yards vs. SD (11/4).

COLLEGE

Played in 31 games in three years (2004-06) where he was a three-time first-team All-Big 12 honoree, first-team All-American (2004) and Heisman Trophy runner-up (2004) ... became the first Sooner true freshman to earn first-team All-American honors and the first true freshman on the team since 1996 (Dre Bly)... rushed for 1,925 yards in 2004, breaking the NCAA freshman rushing record (Ron Dayne - 2,109 in 1996) and the single-season school record (Billy Sims - 1,896 in 1978)... third in school history (Billy Sims and Joe Washington) with 4,045 rushing yards and fourth with 41 rushing TDs... broke the 100-yard mark 22 times in 31 career games.

PERSONAL

Prepped at Palestine (TX) High School, where he was the consensus National Player of the Year as a senior in 2003 ... rushed for 2,960 yards and 32 TDs as a senior and 2,051 yards and 22 TDs as a junior... named to Army All-America Game and given Hall Trophy as Army National Player of the Year... also competed in basketball and track... trains at his 35,000-square-foot gym, O Athletik, that he opened in Houston... has taken mission trips to Africa with other NFL stars in recent offseasons, working with Starkey Hearing to provide hearing aids to disadvantaged children and adults ... works with youth through his All Day Foundation, with the motto "Giving Back Every Day, All Day" ... has hosted Special Olympics of Minnesota Punt, Pass and Kick events at the Vikings training facility... mom, Bonita Jackson, was a track and field star and father, Nelson Peterson, was a collegiate basketball player at Idaho State... his uncle, Ivory Lee Brown, played RB for the Phoenix Cardinals during the 1991-92 seasons... sponsors the AD Elite team, an AAU girls basketball team in Texas... majored in sociology... wife, Ashley.

YEAR-BY-YEAR STATS

RUSHING

Year	Team	GP	GS	Att	Yds	Avg	Lg	TD
2007	Min	14	9	238	1341	5.6	73t	12
2008	Min	16	15	363	1760	4.8	67t	10
2009	Min	16	15	314	1383	4.4	64t	18
2010	Min	15	15	283	1298	4.6	80t	12
2011	Min	12	12	208	970	4.7	54	12
2012	Min	16	16	348	2097	6	82t	12
2013	Min	14	14	279	1266	4.5	78t	10
2014	Min	1	1	21	75	3.6	17	0
2015	Min	16	16	327	1485	4.5	80t	11
2016	Min	3	3	37	72	1.9	13	0
2017	NO	4	1	27	81	3	11	0
2017	Ari	6	6	129	448	3.5	27t	2
2018	Was	16	16	251	1042	4.2	90	7
Career		149	139	2825	13318	4.7	90	106

RECEIVING

Year	Team	GP	GS	Rec	Yds	Avg	Lg	TD
2007	Min	14	9	19	268	14.1	60t	1
2008	Min	16	15	21	125	6.0	16	0
2009	Min	16	15	43	436	10.1	63	0
2010	Min	15	15	36	341	9.5	34	1
2011	Min	12	12	18	139	7.7	22	1
2012	Min	16	16	40	217	5.4	20	1
2013	Min	14	14	29	171	5.9	22	1
2014	Min	1	1	2	18	9.0	9	0
2015	Min	16	16	30	222	7.4	49	0
2016	Min	3	3	3	8	2.7	7	0
2017	NO	4	1	2	4	2.0	3	0
2017	Ari	6	6	9	66	7.3	13	0
2018	Was	16	16	20	208	10.4	52	1
Career		149	139	272	2223	8.2	63	6

ADDITIONAL

Fumbles-Lost: 3-2 2018, 3-2 in 2017, 1-1 in 2016, 7-3 in 2015, 5-3 in 2013, 4-1 in 2012, 1-0 in 2011, 1-1 in 2010, 7-6 in 2009, 9-4 in 2008, 4-3 in 2007.

FF-FR: 0-1 in 2017, 0-3 in 2015, 0-1 in 2013, 0-3 in 2011, 0-3 in 2008, 0-3 in 2007

POSTSEASON

Year	Team	GP	GS	Att	Yds	Avg	Lg	TD
2008	Min	1	1	20	83	4.2	40t	2
2009	Min	2	2	51	185	3.6	27	3
2012	Min	1	1	22	99	4.5	18	0
2015	Min	1	1	23	45	2.0	13	0
Career		5	5	116	412	3.6	40t	5

CAREER HIGHS

SINGLE-GAME

Attempts:	37, at San Francisco (11/15/17)
Rushing Yards:	296, vs. San Diego (11/4/07)
Long (Rushing):	90, at Philadelphia (12/3/18)
Rushing TD:	3, five times, last vs. Arizona (10/9/11)
Receptions:	7, at Washington (10/14/12)
Receiving Yards:	76, at Carolina (10/30/11)
Long (Receiving):	63, at Carolina (12/20/09)
Receiving TD:	1, six times, at NY Giants (10/28/18)

* All listed career highs for regular season only

14



TREY QUINN

WR 6-0 // 200
Rookie // SMU

DOB: Dec. 7, 1995 // Barbe H.S. (Lake Charles, La.)

TRANSACTIONS

Originally selected by the Washington Redskins in the seventh round (256th overall) of the 2018 NFL Draft.

YEAR-BY-YEAR

2018 (REDSKINS)

Made NFL debut and saw action on special teams and offense. Recorded two punt returns for 12 yards before leaving game with an ankle injury in win at ARI (9/9)... Recorded his first career reception and finished with four catches for 49 yards. Quinn returned to the lineup after the team activated him from the Reserve/Injured List vs. HDU (11/18)... Caught five passes for 26 yards and one touchdown. His 10-yard touchdown reception is the first score and touchdown reception of his career (11/22)... Inactive at PHI (12/03)... Placed on Injured Reserve

COLLEGE

Finished his collegiate career at SMU in 2017 after starting his career at LSU... Appeared in 38 total games, compiling 136 receptions for 1,512 yards with 13 receiving touchdowns in his career... Was a first-team All-American Conference selection in 2017 after starting all 13 games at SMU and setting a school record with 114 receptions. Led the nation with 8.8 receptions per game and recorded 1,236 yards (No. 4 in school history) and 13 touchdowns (No. 2). In a three-game span against Houston, Cincinnati and UConn, became the first player in the Football Bowl Subdivision in this century to post at least 15 receptions in three straight games... Sat out the 2016 season per NCAA transfer rules... Played in 12 games with two starts at LSU in 2015, catching five passes for 83 yards... Started seven of the 13 games in which he played as a true freshman at LSU in 2014 and finished second on the team with 17 receptions for 193 yards.

PERSONAL

Attended Barbe H.S. in Lake Charles, La., where he became the nation's all-time leader in career receiving yards with 6,566... Holds the Louisiana state record for career receptions (357) and receiving yards (6,566)... Named first-team All-USA by USA Today and was selected as a first-team Parade All-American... Recorded 1,967 receiving yards and 23 receiving touchdowns in his senior season, breaking Dorial Green-Beckham's national career receiving yards record... Earned Class 5A first-team all-state selections three times in his career (sophomore, junior and senior seasons)... Tallied 115 catches for 2,141 yards and 26 touchdowns as a junior and 67 catches for 1,220 yards and 12 touchdowns as a sophomore... Caught 67 passes for 1,238 yards and nine touchdowns as a freshman... Selected to the 2014 U.S. Army All-American Game... Was also an all-district performer in baseball and was part of the 2012 5A Baseball State Championship team... Was a two-time 5A state finalist in the 100-meter dash... Threw a no-hitter in the opening round of the 2008 Little League World Series in Williamsport, Pa., and helped his South Lake Charles Little League team to the U.S. title game before falling to Hawaii... Son of Angie and Dave Quinn. Grandfather is Bobby Keasler, who served as head football coach at McNeese State (1990-98) and Louisiana-Monroe (1999-2002)... Born Dec. 7, 1995.

YEAR-BY-YEAR STATS

RECEIVING

Year	Team	GP	GS	Rec	Yds	Avg	Lg	TD
2018	Was	3	2	9	75	8.3	15	1
Career		3	2	9	75	8.3	15	1

PUNT RETURN

Year	Team	PR	Yds	Avg	Lg	TD
2018	Was	4	52	13.0	30	0
Career		4	52	13.0	30	0

86

JORDAN REED

TE**6-2 // 245****6th NFL Season // Florida****DOB: July 3, 1990 // New London (Conn.) H.S.**

HONOR ROLL

Pro Bowl selection [2016 season]
 PFWA All-Rookie Team [2013]
 NFL Top 100 Players
 >> No. 77 after 2015, No. 65 after 2016

TRANSACTIONS

Originally selected by the Washington Redskins in the third round (85th overall) of the 2013 NFL Draft... Signed multi-year contract extension on May 5, 2016.

PRO

One of the game's elite tight ends who became the fastest tight end in NFL history to reach 200 career receptions, reaching the mark in 38 games and surpassing the mark set by Pro Football Hall of Famer Kellen Winslow [39 games]... Enters 2018 having previously appeared in 52 regular season games with 27 starts in his first five NFL seasons, gaining 2,813 yards on 275 receptions with 22 receiving touchdowns from 2013-17... Set Redskins records in receptions (87) and receiving yards (952) by a tight end in 2015... Named to PFWA All-Rookie Team in 2013 after setting team records in receptions (45) and receiving yards (499) by a rookie tight end.

YEAR-BY-YEAR

2018 (REDSKINS)

Recorded four receptions for 48 yards with one touchdown and with his third reception of the game passed Michael Westbrook [277] for 10th on the Redskins all-time receptions list. Made first appearance after being placed on team's Reserve/Injured list to close out the 2017 regular season and started in win at ARI [9/9]... Caught six passes for 55 yards with two receptions resulting in first downs vs. IND [9/16]... Hauled in four receptions for 65 receiving yards and has now passed Bill Anderson for No. 15 on the Redskins all-time list in receiving yards in a win vs. GB [9/23]... Caught one pass for 21 yards and made one solo tackle at NO [10/08]... Hauled in a team high five receptions for 36 yards [3,038] and now needs 82 receiving yards to pass No. 13 Roy Jefferson [3,119] on the Redskins all-time list in a win vs. CAR [10/14]... Caught two passes to tie a team high 43 receiving yards vs. DAL [10/21]... Finished with a team high seven receptions for 38 yards and he [3,119] has now tied Roy Jefferson [3,119] for ninth on the Redskins all-time list in a win at NYG [10/28]... Finished with four receptions for 34 yards and has now tallied 3,153 career yards and passed Roy Jefferson for No. 13 on the Redskins all-time list in receiving yards vs. ATL [11/04]... Tallied four receptions for 51 yards in a win at TB [11/11]... Recorded a game high seven receptions for 71 yards and one touchdown vs. HOU [11/18]... Notched six receptions for 71 yards at DAL [11/22]... Caught four passes for 21 yards at PHI [12/03]... Contributed on offense and special teams vs. NYG [12/09]... Inactive in Weeks 15-16... Placed on injured reserve.

2017 (REDSKINS)

Limited by injury to six games with five starts, compiling 211 yards and two touchdowns on 27 receptions... Caught five passes for 36 yards vs. PHI [9/10]. With his second reception, became the 12th player to catch 250 career passes

as a member of the Redskins and became the Redskins' third tight end to reach the milestone all-time, joining Chris Cooley and Jerry Smith... Recorded a team-high six receptions for 48 yards despite being limited by injury in a win at LAR [9/17]... Inactive with an injury to his SC joint vs. OAK [9/24]... Caught three passes for 21 yards at KC [10/2]... Gained 37 yards on four receptions in a win vs. SF [10/15]... Caught eight passes for 64 yards with two touchdowns at PHI [10/23], his seventh career multi-touchdown game. Passed Jean Fugett [21] for third-most career receiving touchdowns by a tight end in Redskins history... Caught one pass for five yards prior to exiting with a hamstring injury vs. DAL [10/29]... Inactive with a hamstring injury in Weeks 9-14... Placed on the team's Reserve/Injured list on Dec. 12.

2016 (REDSKINS)

Recorded 66 receptions for 686 yards with six receiving touchdowns in 12 games with eight starts, earning his first career Pro Bowl selection... Caught seven passes for 64 yards vs. PIT [9/12]... Gained 70 yards on five receptions vs. DAL [9/18]. Became the sixth tight end in Redskins history to surpass 2,000 career receiving yards with the team, joining Jerry Smith, Chris Cooley, Bill Anderson, Don Warren and Fred Davis... Caught four passes for 56 yards in a win at NYG [9/25]... Gained 73 yards on nine receptions with two first-quarter touchdown receptions in a win vs. CLE [10/2]. Recorded his 200th career regular season reception on his second catch of the game, an eight-yard touchdown pass. Became the fastest tight end in NFL history to reach 200 career receptions, reaching the milestone in 38 career games and surpassing the mark set by Pro Football Hall of Famer Kellen Winslow [39 games]... Posted a team-high eight receptions for 53 yards in a win at BAL [10/9]... Inactive with a concussion in Weeks 6-7... Posted season highs of nine receptions and 99 receiving yards and added a 23-yard touchdown reception in a tie against CIN [10/30] in London. The 23-yard touchdown was the longest scoring play of his career, surpassing a 22-yard touchdown catch at Philadelphia in Week 16 of the 2015 season... Gained 41 yards on two receptions in a win vs. MIN [11/13]... Caught five passes for 79 yards in a win vs. GB [11/20]. Passed Rod Gardner [227] for 15th on the Redskins' all-time receptions list... Gained 95 yards on a team-high 10 receptions with two receiving touchdowns at DAL [11/24]. Tied Clint Didier [19] for fourth-most by a tight end in Redskins history and passed Don Warren [2,536] for fourth-most career receiving yards by a tight end in team history. The game was the sixth of his career with multiple receiving touchdowns, tying Santana Moss for sixth-most by a member of the Redskins since 1960... Inactive with a shoulder injury at ARI [12/4]... Caught a 10-yard pass in a win at PHI [12/11]... Made one catch for six yards vs. CAR [12/19] prior to exiting the game in the third quarter... Inactive at CHI [12/24]... Caught five passes for 40 yards with a touchdown vs. NYG [1/1]. Moved past Don Warren [244] for third-most career receptions by a tight end in team history during the game. Recorded his 20th career touchdown reception, becoming the 16th player in team history to record 20 touchdown receptions with the Redskins.

2015 (REDSKINS)

Appeared in 14 regular season games with eight starts and started the team's postseason contest. Recorded 87 receptions for 952 yards (both team records for a tight end) with 11 receiving touchdowns. Led all Redskins players in receptions, receiving yards and receiving touchdowns this season, becoming the first Redskins tight end to lead the

team in all three categories since Jean Fugett in 1977... Finished second among NFL tight ends in receptions, tied for second in touchdowns and fifth in receiving yards... Posted a team-high seven receptions for 63 yards (9.0 avg.) with a four-yard touchdown in season opener vs. MIA (9/13)... Gained a team-high 82 receiving yards on six receptions in a win vs. STL (9/20)... Led team with 96 receiving yards on six receptions at NYG (9/24). Led team in receiving yards in back-to-back weeks for the first time since Weeks 7-8 of his rookie season in 2013... Caught five passes for 37 yards vs. PHI (10/4)... Inactive with a concussion at ATL (10/11) and at NYJ (10/18)... Recorded career highs in receptions (11) and receiving touchdowns (two), gaining 72 receiving yards and scoring with 24 seconds remaining to seal the largest comeback win (24 points) in team history vs. TB (10/25). His 11-catch performance was the 22nd by a member of the Redskins since 1950. Became the first member of the Redskins to record multiple receiving touchdowns in a game since Leonard Hankerson in Week 1 of the 2013 season and the first Redskins tight end to do so since Fred Davis on Dec. 13, 2009 at Oakland... Caught three passes for 18 yards with a touchdown at NE (11/8)... Notched his second career multi-touchdown game in a win vs. NO (11/15), scoring twice and gaining 29 yards on three receptions. Became the first Redskins tight end to post multiple two-touchdown games in a single season since Jerry Smith in 1970. Became the first member of the Redskins to record a touchdown reception in three straight games since Pierre Garçon in Weeks 12-14 of the 2012 season and was the first Redskins tight end to do so since Fred Davis in Weeks 12-15 of the 2009 season... Gained 46 yards on a team-high six receptions at CAR (11/22)... Broke career highs for receptions and receiving yards in a single season after compiling team highs in receptions (eight) and receiving yards (98) in a win vs. NYG (11/29)... Caught three passes for 33 yards vs. DAL (12/7)... Led the Redskins with nine receptions for 120 yards with a touchdown in a win at CHI (12/13). Registered his first 100-yard game of the season, the third of his career... Posted a team-high seven receptions, gaining 84 yards with two receiving touchdowns in a win vs. BUF (12/20)... Caught a team-high nine passes for a season-high 129 yards with two receiving touchdowns in a division-clinching win at PHI (12/26). Broke the Redskins' single-season tight end receiving yardage record of 849 (Chris Cooley in 2008 and 2010, Jerry Smith in 1967) with the performance and tied the single-season receptions mark by a tight end (Chris Cooley, 83 in 2010). Tied Pro Football Hall of Famer Bobby Mitchell (11 in 1962) for the fifth-most receiving touchdowns in a single season in team history. Marked only eighth time a member of the Redskins has recorded 10 receiving touchdowns in a season in team history, joining Smith (12 in 1967) as the only Redskins tight ends to accomplish the feat. Tied Smith for the most multiple-touchdown games in a single season by a Redskins tight end in team history (four). Became the third Redskins player since 1960 to record multiple receiving touchdowns in consecutive games (Smith in 1967, Mitchell in 1962). Became the first member of the Redskins to record 10 receiving touchdowns in a single season since Gary Clark in 1991... Caught four passes for 45 yards at DAL (1/3), finishing the season with 87 receptions for 952 yards (both team records for a tight end) with 11 receiving touchdowns... In NFC Wild Card Round vs. GB (1/10), caught nine passes for 120 yards, including a 24-yard touchdown reception. Set single-game franchise postseason record for receptions by a tight end and receiving yards by a tight end. Became the first Redskins tight end to record a 100-yard receiving game in postseason play, the first by a member of the Redskins at any position in a postseason contest since WR Santana Moss (103 receiving yards, NFC Divisional Round at SEA on Jan. 14, 2006).

2014 (REDSKINS)

Played in 11 games with two starts, recording a career-high 50 receptions for 465 yards... Caught one pass for four yards at HOU (9/7) before exiting with an injury... Inactive vs. JAX (9/14), at PHI (9/21), vs. NYG (9/25) and vs. SEA (10/6)... Returned at ARI (10/12), catching eight passes for 92 yards... Tied for the team lead with five receptions vs. TEN (10/19), gaining 54 yards... Caught a game-high seven passes for 40 yards in an overtime win at DAL (10/27)... Made one reception for 17 yards at MIN (11/2)... Started and caught two receptions for 22 yards vs. TB (11/16)... Inactive at SF (11/23)... Tied a then-career high in receptions (nine) and gained 123 yards at IND (11/30)... Started and caught three passes for 25 yards vs. STL (12/7)... Recorded three receptions for 13 yards at NYG (12/14)... Caught two passes for five yards vs. PHI (12/20)... Tied season high with nine receptions for 70 yards vs. DAL (12/28).

2013 (REDSKINS)

Appeared in nine games with four starts before an injury ended his season prematurely... Registered 45 receptions for 499 yards, both franchise records by a rookie tight end... Made his NFL debut vs. PHI (9/9), catching five passes for 38 yards (7.6 avg.)... Caught three passes for 18 yards (6.0 avg.) at GB (9/15), recording his first career touchdown on a three-yard pass from Robert Griffin III in the fourth quarter... Caught five passes for a career-high 50 yards (10.0 avg.) vs. DET (9/22) before leaving the game with a quad contusion... Inactive at OAK (9/29)... Compiled four receptions for a then-career-high 58 yards at DAL (10/13), including a career-long 29-yard reception in the second quarter... Set career highs in receptions (nine) and receiving yards (134) and had a touchdown reception vs. CHI (10/20), setting the Redskins' mark for receiving yards in a game by a rookie tight end. The record was previously held by Jerry Smith, who registered 78 receiving yards on six catches vs. Dallas on Nov. 28, 1965. Was targeted nine times and caught all nine passes, becoming the first Redskin to be targeted at least nine times and catch every pass in records available dating back to 1991... Made his first NFL start at DEN (10/27), catching eight passes for 90 yards (11.3 avg.). His 90 yards pushed his season total past Stephen Alexander (383 in 1998) for the most yards by a rookie tight end in team history... Started in a three-tight-end set vs. SD (11/3), catching four passes for 37 yards. With his fourth reception, broke Alexander and Chris Cooley's team season record for receptions by a rookie tight end (37 in 1998 and 2004, respectively). Also added his first career NFL rushing attempt, gaining 18 yards... Started and caught six passes for 62 yards (10.3 avg.) and a touchdown at MIN (11/7)... Started and had one catch for 12 yards at PHI (11/17) before exiting the game with an injury... Inactive vs. SF (11/25), vs. NYG (12/1), vs. KC (12/8) and at ATL (12/15)... Placed on the Reserve/Injured list on Dec. 20.

COLLEGE

Started 26-of-36 games played at Florida - 25 as a tight end and one at quarterback... Caught 79 passes for 945 yards (12.0 avg.) with six receiving touchdowns in his career and also gained 328 yards with five rushing touchdowns on 77 carries... Amassed 35 yards on a kickoff return and completed 26-of-47 passes for 252 yards, three touchdowns and one interception... Named as a quarterback for nine games... In 2012, was dressed All-SEC first-team by the Associated Press and second-team by the league's coaches after leading the team with a career-high 45 receptions for 559 yards with three touchdowns... His 45 receptions were the most by a Florida tight end since Aaron Hernandez set the school position season-record with 68 catches in 2009... Twenty-three of his grabs resulted in first downs, and 23 of his catches were for at least 10 yards, including 11 for 20

yards or longer... In 2011, appeared in 11 games, finishing second on the team with 28 receptions for 307 yards and a pair of touchdowns... Caught his first receiving touchdown of the season when he nabbed a 31-yard catch from John Brantley on fourth-and-19 vs. the Bulldogs... Played in 12 games in 2010, including starting at quarterback against Penn State in the Outback Bowl... Recorded six catches for 79 yards with one touchdown, gained 335 rushing yards on 77 attempts (4.3 avg.) with five touchdowns, and completed 26-of-46 passes (56.3 percent) for 252 yards, three touchdowns and one interception... Saw action for the first time as a Gator and had a two-yard touchdown reception for his first career catch vs. South Florida... Rushed for a team-high 68 yards on 24 carries and completed eight-of-13 passes for 60 yards in the Gators' win over Penn State in the Outback Bowl.

PERSONAL

Attended New London (Conn.) H.S., where he was a three-year starter at quarterback for the Whalers and led the team to an undefeated regular season record in 2007... Completed 122-of-222 passes for 1,706 yards and 28 touchdowns while throwing just two interceptions as a junior... Also rushed for 370 yards and eight touchdowns on 53 carries... Was a finalist for the 2008 Joe Montana High School Quarterback of the Year Award... Rated the nation's 10th-best dual-threat quarterback and the second-best prospect from the state of Connecticut by Rivals.com... Member of the ESPN Top 150 squad in 2008... Participated in several community service events at Florida through the Goodwill Gators program, including twice assembling and distributing food during Thanksgiving and a video game challenge with a local youth club... Was a religion major at Florida... Born July 3, 1990 in New London, Conn.

YEAR-BY-YEAR STATS

RECEIVING

Year	Team	GP	GS	Rec	Yds	Avg	Lg	TD
2013	Was	9	4	45	499	11.1	38	3
2014	Was	11	2	50	465	9.3	30	0
2015	Was	14	8	87	952	10.9	32	11
2016	Was	12	8	66	686	10.4	33	6
2017	Was	6	5	27	211	7.8	20	2
2018	Was	13	8	54	558	10.3	34	2
Career		65	35	329	3371	10.2	38	24

ADDITIONAL

Fumbles-Lost: 1-1 in 2014, 3-2 in 2015, 1-1 in 2016, 1-0 in 2017, 1-1 in 2018

Rushing: 1 att. for 18 yds. (2013)

POSTSEASON

Year	Team	GP	GS	Rec	Yds	Avg	Lg	TD
2015	Was	1	1	9	120	13.3	24t	1
Career		1	1	9	120	13.3	24t	1

CAREER HIGHS

SINGLE-GAME

Receptions:	11, vs. Tampa Bay (10/25/15)
Receiving Yards:	134, vs. Chicago (10/20/13)
Long (Receiving):	38, vs. Chicago (10/20/13)
Receiving TD:	2, seven times, last at PHI (10/23/17)
Rushing Yards:	18, vs. San Diego (11/3/13)

73

CHASE ROULLIER

C**6-4 // 310**
2nd NFL Season // Wyoming**DOB: Aug. 23, 1993 // Burnsville (Minn.) H.S.**

TRANSACTIONS

Originally selected by the Washington Redskins in the sixth round (199th overall) of the 2017 NFL Draft.

YEAR-BY-YEAR

2018 (REDSKINS)

Started at center and helped the offense gain 429 yards in a win at ARI [9/9]... Started at center and appeared at right guard vs. IND [9/16]... Made first career start at left guard in the absence of Shawn Lauvao in a win vs. GB [9/23]... Started at left guard at NO [10/08]... Started at left guard in a win vs. CAR [10/14]... Started at center in a win vs. DAL [10/21]... Started at center in a win at NYG [10/28]... Started at center vs. ATL [11/04]... Started at center in a win at TB [11/11]... Started at center vs. HOU [11/18]... Started at center at DAL [11/22]... Started at center at PHI [12/03]... Started at center vs. NYG [12/09]... Started at center at JAX [12/16]... Started at center at TEN [12/22]... Started at center vs PHI [12/30]...

2017 (REDSKINS)

Played in 13 games with seven starts as rookie... Made NFL debut on special teams vs. PHI [9/10]... Contributed on special teams in wins at LAR [9/17] and OAK [9/24]... Played on special teams at KC [10/2]... Contributed on special teams in a win vs. SF [10/15]... Played on offense and special teams at PHI [10/23]... Made first career start at center vs. DAL [10/29]... Started at center in a comeback win at SEA [11/5]... Started at center and played intermittently at guard as Kirk Cousins threw for 327 yards vs. MIN [11/12]... Started at center and helped the Redskins produce both a 300-yard passer and 100-yard rusher at NO [11/19]... Inactive with a hand injury vs. NYG [11/23], at DAL [11/30] and at LAC [12/10]... Started at center in a win vs. ARI [12/17]... Started at center as the offense gained 386 yards in a win vs. DEN [12/24]... Started at center at NYG [12/31].

COLLEGE

Played collegiately at Wyoming from 2013-16, appearing in 48 career games for the Cowboys... Earned first-team all-conference honors at center as a senior in 2016, starting all 14 games in helping his team to appearances in the Mountain West Championship and the Poinsettia Bowl. Helped the Cowboys rank second in the conference in points per game [35.9]... Garnered second-team all-conference honors in 2015 after starting all 12 games at left guard. Helped running back Brian Hill set a single-season school record in rushing yards... As a sophomore in 2014, started all 12 games at left guard for the Cowboys, earning honorable mention all-conference honors... Played in 10 games with three starts as a freshman in 2013... Redshirted in 2012.

PERSONAL

Attended Burnsville (Minn.) H.S. nearby his hometown of Savage, Minn... He earned first-team all-state honors from the Associated Press as an offensive lineman his senior season, and was named honorable mention all-state as a defensive lineman... Named first-team All-Metro by the Minneapolis Star-Tribune and earned South Suburban Conference Lineman of the Year... Was voted as a team captain in both his junior and senior seasons... Was also a three-year letter-winner in basketball... Mechanical engineering ma-

ior who was a perennial academic all-conference selection throughout his time at Wyoming and was named as a semi-finalist for the Campbell Trophy, awarded to the nation's premier scholar-athlete... Son of DeeAnn and Mark Roullier. Has one older sister, Brienne... Born Aug. 23, 1993.

YEAR-BY-YEAR STATS

GAMES/STARTS

Year	Team	G	GS
2017	Was	13	7
2018	Was	16	16
Career		29	23

6

MARK SANCHEZ

QB**6-2 // 232****9th NFL Season // USC**

HONOR ROLL

Three-Time Pepsi NFL Rookie of the Week [2009]
Sporting News All-Rookie Team [2009]

TRANSACTIONS

Originally selected by the New York Jets in the first round [5th overall] of the 2009 NFL Draft... Released by the New York Jets on March 24, 2014... Signed by the Philadelphia Eagles on March 28, 2014... Traded by the Philadelphia Eagles to the Denver Broncos... Released by the Denver Broncos on September 3, 2016... Signed by the Dallas Cowboys on September 4, 2016... Signed by the Chicago Bears on March 24, 2017... Signed by the Washington Redskins on November 19, 2018.

PRO

Joined the Redskins in Week 12 of the 2018 season... enters Washington having played in 77 games (72 starts) between the New York Jets, Philadelphia and Dallas from 2009-2016.

YEAR-BY-YEAR

2018 (REDSKINS)

Was active but did not play at DAL [11/22]... Made his Redskins debut entering the game after starting quarterback Colt McCoy sustained an injury. He completed 13 passes on 21 pass attempts for 100 yards and a 53.7 passer rating. It was Sanchez's first game since Jan. 1, 2017 as a member of the Dallas Cowboys at PHI [12/03]... Threw for 38 yards on six completions vs. NYG [12/09]... Active but did not play in Weeks 15-17...

2017 (BEARS)

Did not register a snap, but served as backup to rookie Mitchell Trubisky

2016 (COWBOYS)

Active but did not play Weeks 1-8... Made his Cowboys debut late in the fourth quarter and completed his lone pass attempt (eight yards) at CLE [11/6]... Active but did not play at PIT [11/13]... Inactive Weeks 11-16... Played the end of the first half and the entire second half and completed nine-of-17 passes for 85 yards with two interceptions at PHI [1/1].

2015 (EAGLES)

Saw action in four regular-season games with two starts for Philadelphia, completing 59-of-91 passes (64.8%) for 616 yards with four touchdowns and four interceptions... Made his first start of the year against TB [11/22]... Recorded his 14th-career game with a 100+ quarterback rating (116.1) after throwing two touchdowns at DET [11/26].

2014 (EAGLES)

Appeared in nine regular season games (eight starts) in his first season with Philadelphia, completing 198-of-309 passes (64.1%) for 2,418 yards with 14 touchdowns and 11 interceptions, guiding the team to a 4-4 record. His 64.1% completion rate set an Eagles single-season record... Made his first start with the Eagles against CAR [11/10] on Monday Night Football, throwing for 332 yards and two touchdowns and starting a streak of three consecutive games in which he threw for 300-plus yards (at GB, 11/16 and against TEN, 11/23)... Completed franchise-record and career-high 37 passes for a career-best 374 yards in addition to two touch-

downs at WAS [12/20].

2013 (JETS)

Missed the entire season after suffering a shoulder injury in the Jets third preseason game... Spent two weeks on the active roster before being placed on injured reserve [9/14].

2012 (JETS)

Started 15 regular-season games for the Jets, finishing the season with 2,883 yards on 246-of-453 passing (54.3%) with 14 touchdowns and 11 interceptions... Registered his 10th come-from-behind win in the fourth quarter or overtime at MIA [9/23], finishing the game with 306 passing yards and one touchdown... Recorded the third-highest completion percentage of his career when he connected on 15-of-20 passes (75.0%) for 178 yards and a touchdown at STL [11/18].

2011 (JETS)

Opened all 16 regular-season games for the second consecutive year, posting career-bests of 3,474 passing yards and 26 touchdowns on 308-of-543 passing (56%), adding 37 carries for 103 yards with six rushing touchdowns, tied for the team lead... Completed his 500th career pass in a win against DAL [9/11], throwing for 335 yards and two touchdowns... Notched a career-high four touchdown passes against BUF [11/27]... Became the first Jets quarterback to both run and pass for multiple touchdowns in the same game against KC [12/11].

2010 (JETS)

Started all 16 regular season games for the first time in his career and completed 278-of-507 passes (54.8%) for 3,291 yards with 17 touchdowns and 13 interceptions... Helped the Jets to the AFC Championship Game for the second consecutive season, completing 54-of-89 passes (60.7%) for 616 yards with five touchdowns and one interception (95.5 quarterback rating) in three road playoff starts... Completed a season-best 70 percent of his passes (21-of-30) and notched the highest regular season passer rating (124.3) of his career against NE [9/19]... Had his streak of 184 passing attempts without an interception - the second-longest in Jets history - snapped at DEN [10/17]... Became the first quarterback in NFL history to lead his club to consecutive overtime wins on the road at CLE [11/14] one week after winning in overtime at DET [11/7]... Moved into first place in Jets franchise history with the third playoff win of his career with a victory in the AFC Wild Card Playoff Game at IND [1/8]... Finished with 194 yards passing and three touchdowns (127.3 rating) in the AFC Divisional Playoff Game at NE [1/16]... Achieved a passer rating of 102.2 after throwing for 233 yards and two touchdowns in the AFC Championship Game at PIT [1/23].

2009 (JETS)

Started 15 regular season games, completing 196-of-364 passes (53.8%) for 2,444 yards with 12 touchdowns and 20 interceptions in addition to rushing for three touchdowns, setting the club rookie record for yards and completions... Opened three postseason contests—all on the road—and finished with 41 completions on 68 attempts for 539 yards with four touchdowns and two interceptions (92.7 rating)... Became the first rookie quarterback in team history to start the team's opener at HOU [9/13]... Named Offensive Rookie of the Month for September after becoming the first rookie quarterback since Greg Cook (Cincinnati) in 1969 to start

and win his team's first three games of the season...Won his post-season debut in the AFC Wild Card Playoff Game at CIN (1/9), completing 12-of-15 passes (80.0%) for 182 yards with one touchdown... Led the Jets to a second consecutive road playoff victory in the AFC Divisional Playoff Game at SD (1/17)...Threw for 257 yards with two touchdowns on 17-of-30 passing (56.7%) in the AFC Championship Game at IND (1/24).

COLLEGE

Played collegiately at USC, playing in 27 games over three seasons...winner of the 2005 USC Service Team Offensive Player of the Year Award while reshirting...Earned First-Team All-Pac-10 Honors in 2008...Named a Sports Illustrated All-American Honorable Mention in 2008

PERSONAL

Attended Mission Viejo (CA) High School as a junior and senior and posted a 27-1 record as a starter...Named 2004 Parade Player of the Year, SuperPrep Player of the Year and earned All-American honors from several publications...Garnered All-South Coast League Co-Offensive MVP honors and led Mission Viejo to a CIF Division II championship as a senior in 2004 after completing 61.6 percent of his passes for 2,441 and 24 touchdowns...Also played basketball and baseball at Mission Viejo. His basketball team won a California state championship his junior year...Spent his freshman and sophomore seasons at Santa Margarita High School in Rancho Santa Margarita, CA, before transferring to Mission Viejo...Son of Nick Sanchez, Sr. and Olga Marmolejo and has two brothers, Nick and Brandon. Nick Sr. was a fire captain and Olga was a home daycare professional before both retired...His father was a quarterback at East Los Angeles College and his brothers, Nick (Yale, 1992-94) and Brandon (DePauw, 1997), both played football collegiately.

YEAR-BY-YEAR STATS

PASSING

Year	Team	G	GS	Att	Comp	Pct	Yds	Yd/A	TD	Int	Lg	Rate
2009	NYJ	15	15	364	196	53.8	2444	6.7	12	20	65t	63.0
2010	NYJ	16	16	507	278	54.8	3291	6.5	17	13	74t	75.3
2011	NYJ	16	16	543	308	56.7	3474	6.4	26	18	74	78.2
2012	NYJ	15	15	453	246	54.3	2883	6.4	13	18	66	66.9
2014	Phi	9	8	309	198	64.1	2418	7.8	14	11	72	88.4
2015	Phi	4	2	91	59	64.8	616	6.8	4	4	43	80.7
2016	Dal	2	0	18	10	55.6	93	5.2	0	2	43	30.3
2018	Was	2	1	35	19	54.3	198	3.9	0	3	20	28.0
Career		79	73	2320	1314	56.6	15357	6.6	86	89	74t	73.2

RUSHING

Year	Team	Att	Yds	Avg	Lg	TD
2009	NYJ	36	106	2.9	14t	3
2010	NYJ	30	105	3.5	20	3
2011	NYJ	37	103	2.8	25	6
2012	NYJ	22	28	1.3	9	0
2014	Phi	34	87	2.6	15	1
2015	Phi	6	22	3.7	11	0
2016	Dal	4	-2	-0.5	1	0
2018	Was	18	8	8.0	8	0
Career		170	457	2.7	25	13

ADDITIONAL

Record as Starter: 37-35 career; 0-0 with Redskins
Fumbles-Lost: 10-3 in 2009, 9-1 in 2010, 10-8 in 2011, 14-8 in 2012, 7-3 in 2014, 1-1 in 2015, 1-0 in 2018

97

TIM SETTLE

DL**6-3 // 328****Rookie // Virginia Tech****DOB: July 11, 1997 // Stonewall Jackson H.S. (Manassas, Va.)**

TRANSACTIONS

Originally selected by the Washington Redskins in the fifth round (163rd overall) of the 2018 NFL Draft.

YEAR-BY-YEAR

2018 (REDSKINS)

Made NFL debut and saw action on defense in win at ARI [9/9]... Appeared on defense and special teams vs. IND [9/16]... Contributed on special teams in a win vs. GB [9/23]... Appeared on defense and special teams at NO [10/08]... Contributed on special teams in a win vs. CAR [10/14]... Contributed on defense and special teams in a win vs. DAL [10/21]... Contributed on defense and special teams in a win at NYG [10/28]... Appeared on special teams vs. ATL [11/04]... Contributed on defense and special teams in a win at TB [11/11]... Contributed on defense and special teams vs. HOU [11/18]... Recorded three solo tackles, including the first of his career at DAL [11/22]... Tallied one solo tackle at PHI [12/03]... Notched on assisted tackle vs. NYG [12/09]... Contributed on defense and special teams at JAX [12/16]... Tallied one solo tackle at TEN [12/22]... Tallied two tackles [one solo] vs PHI [12/30]...

COLLEGE

Played collegiately at Virginia Tech, collecting 53 tackles (28 solo), 19.5 tackles for loss and 4.0 sacks in 27 games across the 2016-17 seasons... Started all 13 games for the Hokies as a redshirt sophomore in 2017 and compiled 36 tackles (21 solo), 12.5 tackles for loss, 4.0 sacks and one blocked kick. Earned second-team All-ACC honors... In 2016, played in 14 games, contributing 17 tackles (seven solo) and 7.0 tackles for loss. Also blocked a kick against East Carolina... Redshirted in 2015.

PERSONAL

Attended Stonewall Jackson H.S. in Manassas, Va., approximately 25 miles from Redskins team headquarters in Ashburn, Va... Recorded 72 tackles (including 25 for loss), three sacks, two fumble recoveries and 10 pass deflections at nose tackle as a senior... Was a first-team All-Met selection by The Washington Post in each of his final two seasons... Was a 2014 American Family Insurance All-USA Virginia Football Team selection and a second-team Class 6A North Region selection... Was a four-star recruit, according to Rivals.com, and was recruited by Redskins Defensive Backs Coach Torrian Gray during Gray's tenure with the Hokies... Played part of his prep career at Stonewall Jackson with fellow 2018 Redskins draftee Greg Stroman... Son of Tim Settle Sr., and Paula Washington... Majored in communication studies... Born July 11, 1997.

YEAR-BY-YEAR STATS

DEFENSE

Year	Team	G	GS	Tack	Solo	Sack	PD	FF	FR
2018	Was	16	0	8	6	0	0	0	0
Career		16	0	8	6	0	0	0	0

*Tackle stats according to STATS, LLC

94



PRESTON SMITH

LB

6-5 // 265

4th NFL Season // Mississippi State

DOB: Nov. 17, 1992 // Stephenson H.S. (Stone Mountain, Ga.)

TRANSACTIONS

Originally selected by the Washington Redskins in the second round (38th overall) of the 2015 NFL Draft.

PRO

Enters 2018 having appeared in all 48 regular season games and one postseason game for the Redskins since being drafted in 2015. Compiled 110 tackles (73 solo), 20.5 sacks, 10 passes defended, four forced fumbles, three interceptions and two fumble recoveries across his first three seasons from 2015-17... Scored the first points of his career in the 2015 postseason, sacking Aaron Rodgers for a safety in the NFC Wild Card Round.

YEAR-BY-YEAR

2018 (REDSKINS)

Started on defense in win at ARI (9/9)... Recorded four tackles [two solo] and one quarterback hit vs. IND (9/16)... Tallied seven tackles [six solo] and one quarterback hit in a win vs. GB (9/23)... Contributed four tackles [two solo] at NO [10/08]... Added one solo tackle in a win vs. CAR (10/14)... Scored his first career touchdown on a fumble recovery late in the fourth quarter as a result of a Ryan Kerrigan strip sack. Added one assisted tackle, two quarterback hits and one pass defended in a win vs. DAL (10/21)... Recorded three tackles [one solo], one tackle for loss and one pass defended in a win at NYG (10/28)... Contributed one solo tackle vs. ATL (11/04)... Recorded one sack-forced fumble and registered three tackles in a win at TB (11/11)... Recorded four tackles [three solo], one sack for 12 yards, two quarterback hits, one interception, and one pass defended vs. HOU (11/18)... Tallied eight tackles [three solo] and 1.5 sacks at DAL (11/22)... Registered three solo tackles and two quarterback hits at PHI (12/03)... Recorded five tackles [three solo] vs. NYG (12/09)... Notched three tackles [one solo] and half a sack at JAX (12/16)... Notched four tackles [two solo] at TEN (12/22)... Recorded two tackles [one solo] vs PHI (12/30)...

2017 (REDSKINS)

Started all 16 games for a second straight season, recording career highs in total tackles (42), solo tackles (31) and interceptions (two) while tying his career high with 8.0 sacks. Was one of six players — and one of only three defensive players (Ryan Kerrigan, D.J. Swearingen) — to start all 16 games for the Redskins... Posted four solo tackles and his first sack of the season vs. PHI (9/10)... Recorded three tackles (two solo) including a sack in a win at LAR (9/17)... Registered two solo tackles, a sack and a pass defended in a win vs. OAK (9/24). Posted a sack in three consecutive games for the first time since Weeks 15-17 of the 2015 season... Made two tackles (one solo) including a sack on the Chiefs' first play from scrimmage at KC (10/2)... Posted two tackles, half a sack and a pass defended in a win vs. SF (10/15). Joined Marco Coleman (2000), Fred Stokes (1991) and Charles Mann (1989) as the only Redskins to record at least half a sack in each of the first five games of a season since the NFL adopted sacks as an official statistic in 1982... Added five solo tackles at PHI (10/23)... Made a solo tackle for loss vs. DAL (10/29)... Recorded an assisted tackle and harassed quarterback Russell Wilson in a win at SEA (11/5)... Recorded two tackles [one solo] vs. MIN (11/12)... Pitched in four tackles (three solo) at NO (11/19)... Played on

defense and special teams in a Thanksgiving night win vs. NYG (11/23)... Made five tackles (one solo) including a half-sack at DAL (11/30)... Contributed on defense and special teams at LAC (12/10)... Tallied three solo tackles, a sack, an interception and a fumble recovery in a win vs. ARI (12/17). Became the first member of the Redskins to record a sack, a fumble recovery and an interception in a single game since Monte Coleman against Atlanta on Dec. 19, 1993... Compiled five solo tackles, 2.0 sacks and a forced fumble in a win vs. DEN (12/24). Tied his single-season career high by reaching eight sacks on the year, matching the mark he set as a rookie in 2015... Recorded three tackles (two solo) and his career-high second interception of the season at NYG (12/31). Became the first Redskins linebacker to record multiple interceptions in a single season since Perry Riley Jr. (two) in 2015 and the first outside linebacker to accomplish the feat for Washington since Rob Jackson (four) in 2012.

2016 (REDSKINS)

Started all 16 games, compiling 38 tackles (22 solo), 4.5 sacks, three passes defended and an interception... Recorded three assisted tackles vs. PIT (9/12)... Made an assisted tackle vs. DAL (9/18)... Contributed five tackles [four solo] and a pass defended in a win at NYG (9/25)... Recorded four tackles (three solo, two for loss) in a win vs. CLE (10/2)... Made one solo tackle in a win at BAL (10/9)... Posted two tackles (one solo) including a half-sack in a win vs. PHI (10/16)... Recorded two solo tackles including a sack at DET (10/23)... Tallied three solo tackles in a tie against CIN (10/30) in London... Tallied four tackles (two solo), two sacks and the first interception of his career in a win vs. MIN (11/13). Became only the fourth member of the Redskins to record two sacks and an interception in a single game since 1982, joining Marcus Washington (Dec. 18, 2005), Shawn Springs (Dec. 26, 2004) and Monte Coleman (Dec. 19, 1993)... Made two tackles (one solo) in a win vs. GB (11/20)... Contributed on defense and special teams at DAL (11/24)... Added two solo tackles at ARI (12/4)... Recorded a tackle in a win at PHI (12/11)... Contributed three tackles (one solo) and a pass defended vs. CAR (12/19)... Posted a five-yard sack and blocked a field goal in a win at CHI (12/24). The block was the first of Smith's career and the Redskins' first since Nov. 4, 2012 (DeAngelo Hall vs. Carolina)... Made four tackles (one solo) vs. NYG (1/1).

2015 (REDSKINS)

Played in all 16 regular season games and one postseason game for the Redskins, earning a number of plaudits for his play in his rookie season including inclusion on Gil Brandt's NFL.com All-Rookie squad. Posted 30 tackles (20 solo), 8.0 sacks, four passes defended, three forced fumbles and a fumble recovery in the regular season... Led all NFL rookies in sacks, becoming the first member of the Redskins to do so since Brian Drakpo in 2009... Made NFL debut vs. MIA (9/13), recording his first career sack, forced fumble and fumble recovery on a single play when he jarred the ball loose from Dolphins quarterback Ryan Tannehill and recovered the ball 25 yards downfield. Also forced a fumble on special teams... Registered a pass defended in a win vs. STL (9/20)... Played on defense and special teams at NYG (9/24)... Recorded three solo tackles including a sack vs. PHI (10/4)... Made two solo tackles at ATL (10/11)... Added an assisted tackle at NYJ (10/18)... Recorded four tackles (two solo) in the largest comeback win (24 points) in team history vs. TB (10/25)... Registered a solo tackle at NE (11/8)...

Added an assisted tackle in a win vs. NO [11/15]... Made three tackles (two solo) including a sack at CAR [11/22]... Recorded three tackles (one solo) and a pass defended in a win vs. NYG [11/29]... Posted a solo tackle vs. DAL [12/7]... Made a solo tackle in a win at CHI [12/13]... Recorded four tackles (two solo) including a five-yard sack in a win vs. BUF [12/20]... Posted four tackles (three solo), three sacks and a forced fumble in a division-clinching win at PHI [12/26], the first multi-sack game of his career. His three sacks were the most in a game by a Redskins rookie since Dec. 13, 2013 (Brian Drakpo, four at Oakland)... Recorded a sack at DAL [1/3] to push his season sack total to 8.0, the second-most by a Redskins rookie since sacks became an official statistic in 1982 (11.0, Drakpo in 2009). Became the first member of the Redskins to lead all NFL rookies in sacks in a season since Drakpo in 2009. Posted a sack in three consecutive games for the first time in his career... In NFC Wild Card Round vs. GB [1/10], tallied three tackles (two solo) including a five-yard sack of Aaron Rodgers for a safety. The safety was the Redskins' first in the postseason since recording a team safety in the NFC Divisional Round vs. the Chicago Bears on Dec. 30, 1984.

COLLEGE

Played collegiately at Mississippi State from 2011-14, playing in 47 games with 24 starts... Recorded 134 career tackles (27 for loss), 16 sacks, five forced fumbles and two interceptions... As a senior in 2014, started all 13 games and became the first player in SEC history to be named SEC Defensive Lineman of the Week for three consecutive weeks. Recorded nine sacks and posted at least one tackle for loss in 12 of the team's 13 games en route to first-team All-SEC honors as selected by the league's coaches... Started 11 of the 12 games in which he played as a junior in 2013, compiling 44 tackles (29 solo, 6.5 for loss) with 2.5 sacks. Named Most Outstanding Defensive Player of the Liberty Bowl... As a sophomore in 2012, played in all 13 games and led team with 4.5 sacks... Played in the final eight games of the season as a freshman in 2011.

PERSONAL

Resided in Lithonia, Ga., while attending Stephenson H.S. in Stone Mountain, Ga., where he was credited with 68 total tackles including nine sacks as a senior for the 9-2 Jaguars... As a junior, played on an 11-1 squad that won the Region 2 crown... Rated a three-star prospect by Rivals.com... Played for Stephenson team that had 29 of 32 senior players sign a college scholarship... Participated in the 2015 Senior Bowl... Majored in interdisciplinary studies... Native of Atlanta, Ga... Born Nov. 17, 1992.

COMMUNITY

Active in the D.C. area as a rookie in 2015... Attended Youth For Tomorrow's Burgundy & Gold Banquet to support local teenage boys and girls experiencing traumatic circumstances with their families... Led elementary students through drills to promote physical fitness, healthy lifestyle habits and proper nutrition at the Fuel Up to Play 60 Mini-Combine... Participated in a Marine Corps Quantico tour to experience Marine life while stationed on base... Participated in the inaugural Redskins Charity Golf Classic to benefit children in the community... Attended the Rookie Community Club's Military Appreciation BBQ to honor active duty service members and their families, as well as Wounded Warriors... Assembled care packages for victims of domestic violence in collaboration with the Fear 2 Freedom and Rookie Community Club.

YEAR-BY-YEAR STATS

DEFENSE

Year	Team	G	GS	Tack	Solo	Sack	INT	PD
2015	Was	16	1	30	20	8	0	4
2016	Was	16	16	38	22	4.5	1	3
2017	Was	16	16	42	31	8	2	3
2018	Was	16	16	53	30	4	1	3
Career		64	49	163	103	24.5	4	13

*Tackle stats according to STATS, LLC

ADDITIONAL

FF-FR: 3-1 in 2015, 1-1 in 2017, 0-1 in 2018 (1 TD)

Safeties: 1 (2015 Postseason)

FG Block: 1 in 2016

POSTSEASON

Year	Team	G	GS	Tack	Solo	Sack	INT	PD
2015	Was	1	0	3	2	1	0	0
Career		1	0	3	2	1	0	0

CAREER HIGHS

SINGLE-GAME

Total Tackles:	7, vs. Green Bay [9/23/18]
Solo Tackles:	5, vs. Denver [12/24/17]
Sacks:	3, at Philadelphia [12/26/15]
Interceptions:	1, three times, last at NY Giants [12/31/17]
Forced Fumbles:	2, vs. Miami [9/13/15]
Fumble Recoveries:	1, three times, last vs. Dallas [10/21/18]
Safeties:	1, vs. Green Bay [1/10/16]

87

JEREMY SPRINKLE

TE**6-5 // 252****2nd NFL Season // Arkansas****DOB: Aug. 10, 1994 // White Hall [Ark.] H.S.**

TRANSACTIONS

Originally selected by the Washington Redskins in the fifth round (154th overall) of the 2017 NFL Draft.

YEAR-BY-YEAR

2018 [REDSKINS]

Contributed on offense and special teams in win at Arizona Cardinals (9/9)... Played on offense and special teams vs. IND (9/16)... Made first start of the season and contributed on offense and special teams in a win vs. GB (9/23)... Contributed on offense and special teams at NO (10/08)... Recorded one kickoff return for six yards and recovered a fumble in a win vs. CAR (10/14)... Contributed on offense and special teams in a win vs. DAL (10/21)... Contributed on offense and special teams in a win at NYG (10/28)... Contributed on offense and special teams vs. ATL (11/04)... Contributed on offense and special teams and assisted on a special teams tackle in a win at TB (11/11)... Contributed on offense and special teams vs. HOU (11/18)... Contributed on offense and special teams at DAL (11/22)... Contributed on offense and special teams at PHI (12/03)... Started at tight end vs. NYG (12/09)... Caught three passes for 19 yards and a touchdown at JAX (12/16)... Recorded two receptions for 22 yards at TEN (12/22)... Contributed on both offense and special teams vs PHI (12/30)...

2017 [REDSKINS]

Appeared in 11 games with five starts as a rookie, catching two passes for 13 yards with one receiving touchdown... Inactive vs. PHI (9/10) and at LAR (9/17)... Made NFL debut in a win vs. OAK (9/24), starting the game when Washington opened in a three-tight end set... Played on offense and special teams at KC (10/2)... Inactive vs. SF (10/15), at PHI (10/23) and vs. DAL (10/29)... Contributed on offense and special teams in a win at SEA (11/5)... Played on offense and special teams vs. MIN (11/12)... Recorded a touchdown on his first career reception at NO (11/19), a seven-yard pass from Kirk Cousins in the fourth quarter. Joined Josh Doctson and Maurice Harris as the third member of the Redskins to record a touchdown reception on their first reception of the 2017 season... Contributed on offense and special teams in a Thanksgiving night win vs. NYG (11/23)... Played on offense and special teams at DAL (11/30) and at LAC (12/10)... Contributed on offense and special teams in a win vs. ARI (12/17)... Caught a six-yard pass in a win vs. DEN (12/24)... Played on offense and special teams at NYG (12/31).

COLLEGE

Played collegiately at Arkansas from 2013-16, recording 71 receptions for 921 yards with 11 receiving touchdowns in 51 career games... Completed his career holding the school record for career receiving touchdowns by a tight end (11)... Started 11 of the 12 games in which he played as a senior in 2016, catching 33 passes for 380 yards with four touchdowns... As a junior in 2015, earned third-team All-SEC honors from various media outlets after leading the SEC with six receiving touchdowns and gaining 389 yards on 27 receptions... Participated in all 13 contests at tight end and on special teams as a sophomore in 2014. Caught seven passes for 84 yards, including his first career touchdown... Played in 12 games with two starts as a redshirt freshman in 2013... Redshirted in 2012.

PERSONAL

Attended White Hall [Ark.] H.S., where he played tight end and defensive end and was named to the 2011 Arkansas Super Team by the Associated Press... Caught 45 passes for 841 yards and six touchdowns and made 92 tackles, including 14 sacks, in helping the Bulldogs win the 2011 5A Southeast Conference championship and reach their first state semifinal in 20 years... Tallied 73 tackles, 25 for loss with 15 sacks as a junior and also made 10 catches for 227 yards and three touchdowns... Was a three-sport All-Southeast Arkansas selection by The Pine Bluff Commercial, being honored in football, basketball and baseball... Rated as a three-star recruit, according to Rivals.com, Scout.com and ESPN... Earned degree in recreation and sport management in May 2016... Son of Billy and Shelia Sprinkle... Born Aug. 10, 1994.

YEAR-BY-YEAR STATS

RECEIVING

Year	Team	GP	GS	Rec	Yds	Avg	Lg	TD
2017	Was	11	5	2	13	6.5	7t	1
2018	Was	16	9	5	41	8.2	9	1
Career		27	14	7	54	7.7	9	2

KICK RETURN

Year	Team	KR	Yds	Avg	Lg	TD
2018	Was	1	6	6.0	6	0
Career		1	6	6.0	6	0

25

GREG STROMAN

CB**5-11 // 180****Rookie // Virginia Tech****DOB: March 8, 1996 // Stonewall Jackson H.S. (Manassas, Va.)**

TRANSACTIONS

Originally selected by the Washington Redskins in the seventh round (241st overall) of the 2018 NFL Draft.

YEAR-BY-YEAR

2018 (REDSKINS)

Made NFL debut and appeared on defense and special teams in win at ARI [9/9]... Recorded first career kickoff return for 16 yards and first career punt return for 6 yards vs. IND [9/16]... Returned one punt for nine yards and one kickoff for 18 yards in a win vs. GB [9/23]... Notched one solo tackle on defense and contributed on special teams at NO [10/08]... Returned one punt for 10 yards in a win vs. CAR [10/14]... Registered four solo tackles and returned one punt for three yards in a win vs. DAL [10/21]... Notched six tackles [four solo] and two passes defended in a win at NYG [10/28]... Returned four kickoffs for 76 yards vs. ATL [11/04]... Recorded his first career interception and finished with five solo tackles, one pass defended and one forced fumble in a win at TB [11/11]... Assisted on three tackles vs. HOU [11/18]... Contributed on defense and special teams at DAL [11/22]... Recorded seven tackles [six solo] and one quarterback hit at PHI [12/03]... Talled two solo tackles and a pass defended vs. NYG [12/09]... Inactive at JAX [12/16]... Talled five solo tackles at TEN [12/22]... Notched five tackles [four solo] vs PHI [12/30]...

COLLEGE

Played collegiately at Virginia Tech from 2014-17, becoming a versatile contributor as a cornerback, return specialist and occasional punter... Posted 60 career tackles (39 solo) and nine interceptions on defense... Averaged 8.7 yards on 127 career punt returns, including four touchdowns, and also averaged 20.8 yards on 23 kickoff returns... Punted twice in quick kick situations, averaging 40.0 yards per punt... Scored six career touchdowns, four via punt return, one via interception return and one on a fumble return... Was a first-team All-ACC pick at cornerback in 2017 after posting a career-high four interceptions and also earned an honorable mention selection that year as a return specialist with two punt return touchdowns... Named second-team All-ACC by the league's coaches as a junior in 2016 after playing in 11 games with nine starts. Recorded three interceptions, 25 punt returns for 221 yards with one touchdown and 22 kickoff returns for 460 yards... Made six starts among his 13 games played in 2015 and recorded two interceptions. Logged 452 total yards, including 101 on special teams, 33 on offense, and 318 on defense during the regular season... Played in all 13 games with one start as a freshman in 2014.

PERSONAL

Attended Stonewall Jackson H.S. in Manassas, Va., approximately 25 miles from Redskins team headquarters in Ashburn, Va... Was a first-team 6A all-state selection by VirginiaPreps as a senior after being named the Conference 8 Offensive Player of the Year... Garnered All-Met honorable mention honors from The Washington Post... Rushed for 1,233 yards and 15 touchdowns on 133 carries while passing for 1,544 yards and 17 touchdowns on 92-of-167 passes... Also competed in track and field... Played under Redskins Defensive Backs Coach Torrian Gray during Gray's tenure

with the Hokies... Played part of his prep career at Stonewall Jackson with fellow 2018 Redskins draftee Tim Settle... Son of Greg Stroman Sr. and Priscilla Stroman... Majored in con-

YEAR-BY-YEAR STATS

DEFENSE

Year	Team	G	GS	Tack	Solo	Sack	PD	INT
2018	Was	15	3	38	31	0	4	1
Career		15	3	38	31	0	4	1

FF-FR: 1-0 in 2018

KICK RETURN

Year	Team	KR	Yds	Avg	Lg	TD
2018	Was	6	110	18.3	23	0
Career		6	110	18.3	23	0

PUNT RETURN

Year	Team	PR	Yds	Avg	Lg	TD
2018	Was	8	27	3.4	10	0
Career		8	27	3.4	10	0

**Tackle stats according to STATS, LLC*

57



NICK SUNDBERG

LS

6-0 // 256

9th NFL Season // California

DOB: July 29, 1987 // North Canyon H.S. (Phoenix, Ariz.)

HONOR ROLL

2017 Redskins Walter Payton Man of the Year

TRANSACTIONS

Originally entered the NFL with the Carolina Panthers as a college free agent on May 1, 2009... Waived by the Panthers on August 7, 2009... Signed to the Baltimore Ravens' practice squad on December 23, 2009... Signed with the Washington Redskins as a free agent on January 28, 2010... Re-signed with the Redskins as a restricted free agent on March 11, 2013... Re-signed with the Redskins on January 23, 2017.

PRO

Enters 2018 having appeared in 107 career regular season games, all with Washington... Was one of only 70 players in history to play in 100 career regular season games for the Redskins as of the conclusion of the 2017 season... Became a cult hero in 2012 after snapping an entire half with a broken arm during the team's season-opening win at NO. Had an 8-0 record in regular season games in which he played in 2012.

YEAR-BY-YEAR

2018 (REDSKINS)

Snapped as kicker Dustin Hopkins connected his only field goal attempt and punter Tress Way averaged 46.5 per punt in win at ARI (9/9)... Snapped as kicker Dustin Hopkins connected his three field goals and punter Tress Way averaged 36.4 yards per punt vs. IND (9/16)... Snapped in a win vs. GB (9/23)... Snapped at NO (10/08)... Snapped for Kicker Dustin Hopkins' career long 56-yard field goal in a win vs. CAR (10/14)... Snapped for punter Tress Way during his career-best five punts downed inside the 20 performance in a win vs. DAL (10/21)... Snapped for all kicks and punts in a win at NYG (10/28)... Snapped vs. ATL (11/04)... Snapped for all kicks and punts in a win at TB (11/11)... Snapped for all kicks and punts and recorded a tackle on special teams vs. HOU (11/18)... Snapped for all kicks and punts at DAL (11/22)... Snapped at PHI (12/03)... Snapped for all kicks and punts vs. NYG (12/09)... Placed on injured reserve

2017 (REDSKINS)

Snapped in all 16 games... Snapped in season opener vs. PHI (9/10)... Snapped in a win at LAR (9/17), helping Dustin Hopkins move past Kai Forbath for fifth-most career field goals in Redskins history. Also made a special teams tackle on a trick return, pushing ball-carrier Trumaine Johnson out-of-bounds while the coverage unit surrounded primary returner Tavon Austin... Snapped in a win vs. DAK (9/24), a game in which punter Tress Way dropped three of his five punts inside the 20... Snapped at KC (10/2), including for Hopkins' then-game-tying 40-yard field goal in the final minute of the game... Snapped in the team's win vs. SF (10/15)... Snapped for kicker Nick Rose's NFL debut at PHI (10/23)... Snapped in driving rain vs. DAL (10/29)... Snapped in cold weather with intermittent snow and rain at SEA (11/5)... Played in his 100th career regular season game vs. MIN (11/12)... Snapped at NO (11/19)... Snapped for punter Tress Way's career-best four punts downed inside the 20 on Thanksgiving night vs. NYG (11/23)... Snapped at DAL (11/30) and at LAC (12/10)... Snapped as kicker Dustin Hopkins went 2-for-2 on field

goals in a five-point win vs. ARI (12/17)... Snapped as punter Tress Way recorded a season-high 45.8-yard net punting average in a win vs. DEN (12/24)... Snapped at NYG (12/31).

2016 (REDSKINS)

Played in 14 games... Snapped for Dustin Hopkins' 3-for-3 games on field goal attempts both vs. PIT (9/12) and vs. DAL (9/18)... Snapped for Hopkins' team-record-tying five field goals in a win at NYG (9/25). Was integral to Hopkins' selection as NFC Special Teams Player of the Month for October... Snapped in wins vs. CLE (10/2), at BAL (10/9) and vs. PHI (10/16)... Snapped at DET (10/23) and in a tie against CIN (10/30) in London... Snapped for Hopkins' 4-for-4 effort on field goals in a win vs. MIN (11/13)... Inactive with a back injury vs. GB (11/20) and at DAL (11/24)... Returned to action for Hopkins' 3-for-3 day at ARI (12/4)... Snapped in a win at PHI (12/11)... Snapped for Hopkins' 3-for-3 effort on field goals vs. CAR (12/19)... Snapped as Hopkins tied Mark Moseley's team record for field goals in a season at CHI (12/24) and a week later for the record-breaking kick vs. NYG (1/1).

2015 (REDSKINS)

Played in all 16 regular season games and one postseason contest... Snapped in season opener vs. MIA (9/13)... Snapped for Dustin Hopkins' NFL debut vs. STL (9/20)... Snapped at NYG (9/24)... Snapped for Hopkins' career-high three field goals vs. PHI (10/4)... Snapped for Hopkins' then-career-long 52-yard game-tying field goal with no time remaining in regulation at ATL (10/11)... Snapped for Hopkins' second consecutive game with a field goal of 50+ yards at NYJ (10/18)... Snapped in the largest comeback win [24 points] in team history vs. TB (10/25)... Snapped at NE (11/8)... Snapped for Hopkins' career-high four field goals in a win vs. NO (11/15)... Snapped at CAR (11/22)... Snapped in a win vs. NYG (11/29)... Snapped for Hopkins' three field goals vs. DAL (12/7)... Snapped in a win at CHI (12/13), including Hopkins' eventual 47-yard game-winner early in the fourth quarter... Played in his 75th career game while snapping for Hopkins' five PATs in a win vs. BUF (12/20)... Snapped in a division-clinching win at PHI (12/26)... Snapped in regular season finale at DAL (1/3)... Snapped in the NFC Wild Card Round vs. GB (1/10).

2014 (REDSKINS)

Played in all 16 games... Handled long-snapping duties at HOU (9/7) and vs. JAX (9/14)... Snapped for kicks and punts at PHI (9/21) and helped kicker Kai Forbath push his career-long streak to 18 consecutive field goal attempts... Handled long snapping duties vs. NYG (9/25)... Snapped vs. SEA (10/6), including for punter Tress Way's eight punts for 399 yards... Handled long snapping duties at ARI (10/12)... Snapped for Kai Forbath's career-high four field goals including a game-winning 22-yarder at the end of regulation vs. TEN (10/19)... Snapped for Kai Forbath's two field goals including a 40-yard game-winner in an overtime win at DAL (10/27)... Handled long snapping duties at MIN (11/2) and vs. TB (11/16)... Snapped for eight Tress Way punts and three successful kicks (two field goals, one PAT) for Kai Forbath at SF (11/23)... Snapped for six Tress Way punts and five successful Kai Forbath kicks (two field goals, three PATs) at IND (11/30)... Snapped vs. STL (12/7) and at NYG (12/14)... Snapped vs. PHI (12/20), including on the 26-yard game-winning field goal by Kai Forbath with five seconds remaining... Snapped vs. DAL (12/28).

2013 (REDSKINS)

Played in five games before suffering a season-ending injury... Snapped for all kicks and punts vs. PHI [9/9]... Snapped for all kicks and punts at GB [9/15], including the first point of kicker John Potter's career on a third-quarter PAT... Snapped for all kicks and punts, including Potter's first career made field goal vs. DET [9/22]... Snapped for all kicks and punts at OAK [9/29]... Snapped at DAL [10/13] before leaving the game with a knee injury... Placed on the Reserve/Injured list on Oct. 15.

2012 (REDSKINS)

Appeared in eight regular season games, with the Redskins finishing the regular season 8-0 in games in which he served as long snapper... Was the long snapper during the Redskins' 40-32 win at NO [9/9], snapping for all 16 points scored by kicker Billy Cundiff (4/4 FG, 4/4 PAT) despite playing with a broken arm for the entire second half... Placed on Reserve/Injured list following the game but was designated for return... Returned to action in Week 11 in a win vs. PHI [11/18]... Snapped in a Thanksgiving Day win at DAL [11/22], including snapping on Kai Forbath's fourth-quarter field goal that pushed Forbath to 10-for-10 in his career... Snapped in a win vs. NYG [12/3] on Monday Night Football... Snapped in a win vs. BAL [12/9]... Snapped in a win at CLE [12/16]... Snapped in a win at PHI [12/23], including for the 17th consecutive made field goal to open kick Kai Forbath's career, setting an NFL record... Snapped in a division-clinching win vs. DAL [12/30]... Made his postseason debut in the NFC Wild Card Round vs. SEA [1/6].

2011 (REDSKINS)

Appeared in all 16 games at long snapper... Snapped for kicker Graham Gano's 4-for-4 performance on PATs vs. NYG [9/11]... Snapped for Gano's 3-for-4 field goal attempts and 1-for-1 PATs vs. ARI [9/18]... Snapped for Gano's 3-for-4 field goal attempts and 1-for-1 PATs at DAL [9/26]... Snapped for Gano's 1-for-1 on field goal attempts and 2-for-2 PATs at STL [10/2]... Snapped for Gano's 2-for-2 on field goal attempts and 1-for-1 PATs vs. PHI [10/16]... Snapped for Gano's 2-for-2 on field goal attempts and 2-for-2 PATs at CAR [10/23]... Snapped for Gano's 0-for-1 field goal attempts at BUF [10/30]... Snapped for Gano's 1-for-1 field goal attempts vs. SF [11/6]... Snapped for Gano's 3-for-5 field goal attempts at MIA [11/13]... Snapped for Gano's 1-for-2 field goal attempts at SEA [11/27]... Snapped for Gano's 4-for-4 field goal attempts vs. NYJ [12/4]... Snapped for Gano's 2-for-2 field goal attempts vs. NE [12/11]... Snapped for Gano's 3-for-3 field goal attempts at NYG [12/18]... Snapped for Gano's 4-for-4 field goal attempts vs. MIN [12/24]... Snapped for Gano's 1-for-2 field goal attempts at PHI [1/12]... Also spent the season snapping for punter Sav Rocca, who had the third-best net punting season in team history (39.0 net yards per punt).

2010 (REDSKINS)

Appeared in all 16 regular season games... Made his NFL debut vs. DAL [9/12] while handling all long snapping duties. ... Handled all long snapping duties vs. HOU [9/19], at STL [9/26] and at PHI [10/3]. ... Handled long snapping duties vs. GB [10/10]. Snapped for kicker Graham Gano's game-tying and game-winning field goals. ... Handled all long snapping duties vs. IND [10/17], at CHI [10/24], at DET [10/31], vs. PHI [11/15], at TEN [11/21], vs. MIN [11/28], at NYG [12/5], vs. TB [12/12], at DAL [12/19] and at JAX [12/26]... Handled long snapping duties vs. NYG [1/2] and had one special teams tackle.

2009 (RAVENS)

Spent the final two weeks of the regular season and two playoff games as a member of the Baltimore Ravens' practice squad.

COLLEGE

Played in 52 consecutive games as the long snapper at California... Started at long snapper all four years at California.

PERSONAL

Attended North Canyon H.S. in Phoenix, serving as a team captain and earning all-region honorable mention his senior season. Also participated in track and wrestling... Majored in legal studies at California... Born July 29, 1987.

COMMUNITY

In 2017, launched the Loads of Love program in partnership with the Washington Redskins Charitable Foundation. The program was created for students experiencing homelessness or an unstable living situation to have laundry completed in school at no cost to their families to remove a barrier for student attendance and participation. Cited studies showing that placing washers and dryers in schools and offering laundry services to students can boost attendance rates, class participation and interest in extra-curricular activities... Named the team's Walter Payton Man of the Year in 2017... Beyond his own programs, has been active with the Washington Redskins Charitable Foundation throughout his tenure with the Redskins... In 2016, promoted healthy lifestyle habits at the 138th annual White House Easter Egg roll on the South Lawn, spoke to students at J. Michael Lunsford Middle School in Chantilly, Va., to discuss the importance of communication and face-to-face interaction at the EverFi Character Playbook Launch, played alongside fans to benefit children in the second annual Redskins Charity Golf Classic, celebrated schools that reached touchdown status in the Fuel Up to Play 60 Program by serving as a celebrity coach at Park View H.S. in Sterling, Va., walked the runway alongside the Women of Washington to raise money for the WRFC at the second annual Redskins Runway Show and brought joy to 31 area women battling breast cancer at the team's annual All-Star Survivors Celebration... In 2015, delivered a charity prize pack to a Hamilton Elementary School student who used football to overcome early learning disabilities, attended IIIB's Pink Tie Gala to support breast cancer survivors, attended the 137th annual Easter Egg Roll on the White House South Lawn, played video games online with active serving military members stationed overseas as a part of the Salute: Pros vs. GI Joes, led students through exercise stations and Redskins Play 60 activities to promote a healthy lifestyle at the Recess with the Redskins Powered by United Way event, attended the Draft Day Party and Redskins Golf Classic, treated Steuart Weller Elementary to a Play 60 celebration, assembled care packages for victims of domestic violence in collaboration with the Fear 2 Freedom and Rookie Community Club, interacted with children during training camp at Redskins All-Star Experience, participated in the WOW Wives Fashion Show, met with 31 women battling breast cancer at the All-Star Survivors Celebration, played in a flag football tournament with 120 middle school students, hosted seven TAPS families for a military appreciation event at Top Golf in Ashburn, Va., attended Capitol File's 10th Anniversary Celebration at the House of Sweden and welcomed 1,100 children into the Redskins locker room at FedExField to meet Santa and take home toys for Christmas at Skins Santa Shoppe... In 2014, led elementary students through drills to promote physical fitness, healthy lifestyle habits and proper nutrition at the Fuel Up to Play 60 Mini-Combine, greeted fans at the team's annual Draft Day Party, assisted teammate Tyler Polumbus at Tyler's Kids Outreach Extreme Recess for children with physical and developmental disabilities, raised

money for afterschool exercise and wellness programs with actor Matthew McConaughey and teammate Alfred Morris at the Movies with Morris event, welcomed Richmond children to training camp at the Bon Secours training camp facility in Richmond, encouraged students at Dumfries Elementary to exercise for 60 minutes and read for 20 minutes every day, helped provide school supplies and clothes to hundreds of kids in Richmond for the Back to School Shopping Spree presented by Macy's, brought joy to 31 women battling breast cancer at the team's annual All-Star Survivors Celebration, helped raise funds for breast cancer research and services for the American Cancer Society at the SACK Cancer Gala, coached women through football drills at Redskins Park on WDW Ladies Night Out and played video games online with active serving military members stationed overseas during a Redskins Salute: Pros vs. GI Joes event... In 2013, helped with the Recess at Guilford Elementary School event, attended the annual Harvest Feast event and volunteered at the Adopt a Child Shopping Spree... In 2012, volunteered at the annual Redskins All-Star Survivors Celebration, an event that provides an afternoon of pampering for area women battling breast cancer... In 2011, worked with the Washington Redskins Charitable Foundation and the U.S. Marine Corps to provide 1,100 youth in need with a toy during the holiday season at the annual Skins Santa Shoppe... Helped distribute 3,500 whole turkeys and Thanksgiving food baskets at FedExField to Prince George's County residents in need at the team's annual Harvest Feast... Participated in Pros vs. GI Joes video game competition between Redskins players and troops stationed in Kandahar, Afghanistan... Was active with the Washington Redskins Charitable Foundation in 2010, participating in the PLAY 60 Challenge Mini-Combine, Hometown Huddle, Rehabbing with the Troops, Harvest Feast, Renaldo Wynn's Adopt a Child for the Holidays and Skins Santa Shoppe.

YEAR-BY-YEAR STATS

GAMES/STARTS

Year	Team	G	GS
2010	Was	16	0
2011	Was	16	0
2012	Was	8	0
2013	Was	5	0
2014	Was	16	0
2015	Was	16	0
2016	Was	14	0
2017	Was	16	0
2018	Was	13	0
Career		120	0

POSTSEASON

Year	Team	G	GS
2012	Was	1	0
2015	Was	1	0

36



D.J. SWEARINGEN SR.

S

5-10 // 205

6th NFL Season // South Carolina

DOB: Sept. 1, 1991 // Greenwood (S.C.) H.S.

HONOR ROLL

Defensive Captain (2017)

TRANSACTIONS

Originally selected by the Houston Texans in the second round (57th overall) of the 2013 NFL Draft... Waived by the Texans on May 11, 2015... Acquired on waivers by the Tampa Bay Buccaneers on May 12, 2015... Waived by the Buccaneers on November 17, 2015... Signed to the Arizona Cardinals' practice squad on December 1, 2015... Signed to the Cardinals' active roster on December 8, 2015... Re-signed with the Cardinals on April 18, 2016... Signed with the Washington Redskins as an unrestricted free agent on March 10, 2017.

PRO

Joined the Redskins in unrestricted free agency in 2017... Enters 2018 having previously appeared in 75 games with 51 starts for the Texans, Buccaneers, Cardinals and Redskins from 2013-17... Credited by STATS with 301 tackles (233 solo), 29 passes defended, 10 interceptions, six forced fumbles, three fumbles recovered and 3.5 sacks entering the 2018 season.

YEAR-BY-YEAR

2018 (REDSKINS)

Tied a team high five tackles (five solo) and registered one pass defended in win at ARI [9/9]... Tied a career-high with two interceptions in a game giving him a total of 12 for his career. Became the 19th player in Redskins history to record multiple games with at least two interceptions. Finished with three solo tackles, two interceptions and two passes defended vs. IND [9/16]... Notched two solo tackles and a pass defended in a win vs. GB [9/23]... Made five tackles [four solo] at NO [10/08]... Finished with a team high seven tackles [four solo], one sack and a forced fumble in a win vs. CAR [10/14]... Recorded four tackles [three solo], one forced fumble and one fumble recovery and recorded a forced fumble in consecutive games for the first time since 2014 in a win vs. DAL [10/21]... Finished with five tackles [four solo], two interceptions and three passes defended and has now recorded three games for his career in which he has recorded at least two interceptions in a win at NYG [10/28]... Contributed on defense vs. ATL [11/04]... Notched two tackles [one solo] and two passes defended in a win at TB [11/11]... Recorded three solo tackles, one sack for a loss of six yards and one pass defended vs. HOU [11/18]... Talled five solo tackles and a pass defended at DAL [11/22]... Talled four solo tackles at PHI [12/03]... Notched four tackles [one solo] vs. NYG [12/09]... Contributed on defense at JAX [12/16]... Registered two solo tackles at TEN [12/22]...

2017 (REDSKINS)

Voted as the defensive captain in his first season in Washington, earning the honor before ever recording a single regular season snap with the team... Started all 16 games for the first time in his career and posted career highs in total tackles (79), solo tackles (61), passes defended (10) and interceptions (four)... Was one of only three defensive players (Ryan Kerrigan, Preston Smith) to start all 16 games... Recorded five solo tackles and a pass defended in

his Redskins debut vs. PHI [9/10]... Notched four solo tackles in a win at LAR [9/17]... Made two tackles (one solo) in a win vs. OAK [9/24]... Recorded five solo tackles and a half-sack at KC [10/2]... Registered six tackles (three solo) and a pass defended in a win vs. SF [10/15]... Added four solo tackles at PHI [10/23]... Accrued seven tackles [five solo] vs. DAL [10/29]... Recorded three tackles (two solo) and two passes defended in a win at SEA [11/5]. Also picked off a two-point conversion attempt and nearly returned it for a score, completing laterals to and from Josh Norman before finally being tackled at the Seattle 16... Accrued five tackles (three solo), two interceptions and two passes defended vs. MIN [11/12]. It was the first multi-interception game of his career and the Redskins' first since both Bashaud Breeland and Josh Norman caught multiple picks vs. Chicago in Week 16 of the 2016 season... Talled six tackles (five solo), an interception and a pass defended at NO [11/19]. Intercepted a pass in back-to-back games for the first time in his career and the first time by a member of the Redskins since early 2015... Made four tackles (three solo) in a Thanksgiving night win vs. NYG [11/23]... Contributed six tackles [five solo] at DAL [11/30]... Talled three tackles (two solo) and a pass defended at LAC [12/10]... Added four tackles (three solo) and a pass defended in a win vs. ARI [12/17]... Compiled four tackles (three solo) and a pass defended in a win vs. DEN [12/24]... Talled 11 tackles (nine solo) and his first forced fumble of the season at NYG [12/31].

2016 (CARDINALS)

Played in every game, starting the final 12. Recorded 64 tackles (56 solo) and set career highs with three interceptions, eight passes defended and 2.0 sacks. Also added four tackles for loss... Picked off Jameis Winston on final play of the game vs. TB [9/18]... Registered seven tackles, a sack and a pass defended at SF [10/6]... Recorded four solo tackles, an interception of Ryan Fitzpatrick and two passes defended vs. NYJ [10/17]... Notched three solo tackles and a pass defended vs. SEA [10/23]... Tied career high with seven solo tackles at CAR [10/30]... Intercepted a Matt Ryan pass to help set up a field goal before halftime at ATL [11/27], giving him his career-high third pick for the season. Tied career best with seven solo tackles, including one for loss, and two passes defended... Totaled six solo tackles at MIA [12/11]... Notched three tackles, including one for loss vs. NO [12/18]... Recorded six tackles and a pass defended at SEA [12/24]... Had a 13-yard sack of Jared Goff at LA [1/1], adding five solo tackles, including one for loss.

2015 (BUCCANEERS/CARDINALS)

Played in 11 total games with the Buccaneers and Cardinals, finishing the season with 19 tackles, two fumble recoveries, one forced fumble and a pass defended... Played in seven games with Tampa Bay and had 11 tackles and a fumble recovery before being released on Nov. 17... Signed to Cardinals' practice squad on Dec. 1 and was elevated to active roster on Dec. 8... Played in Cardinals' last four games and both playoff contests... Made Cardinals debut vs. MIN [12/10]... Started as part of nickel defense and had three solo tackles, a fumble recovery and a pass defended at PHI [12/20]... Forced a James Starks fumble vs. GB [12/27]... Recorded three tackles vs. SEA [1/3]... Played on special teams in playoff contests vs. GB [1/16] and at CAR [1/24].

2014 (TEXANS)

Made 12 starts in 16 games played, collecting 73 tackles, two interceptions, six passes defended, one sack, three forced

fumbles and a fumble recovery... Recorded his first career sack in the season opener vs. WAS (9/7), finishing the game with eight tackles and a forced fumble... Recorded a forced fumble and a fumble recovery at OAK (9/14)... Registered his third forced fumble in the first four games vs. BUF (9/28)... Notched his first interception of the season at TEN (10/26)... Matched season high with eight tackles vs. PHI (11/2)... Collected second interception at JAX (12/7).

2013 (TEXANS)

Played in all 16 games and made 10 starts as a rookie, finishing with 67 tackles, one interception, four passes defended, a forced fumble and four special teams tackles... Made NFL debut at SD (9/9)... Had five tackles in his first career start at KC (10/20). Started every game the remainder of the season... Recorded his first career interception at ARI (11/10), picking off Carson Palmer... Posted seven or more tackles in four of the last five games... Set a career high with 10 tackles (seven solo) in season finale at TEN (12/29), also recording his first career forced fumble.

COLLEGE

Played collegiately at South Carolina, starting 33 of the 52 games in which he appeared... Finished career with 244 tackles, 6.5 tackles for loss, 16 passes defended, six interceptions (two returned for touchdowns), four forced fumbles and two fumble recoveries... Earned All-SEC honors as a senior after starting 12 games and recording 79 tackles, two interceptions (with one returned for a touchdown), two forced fumbles and a fumble recovery... Had career-high 80 tackles as a junior, adding three interceptions, three passes defended and a forced fumble... Tallied 66 tackles, five passes defended, one interception that he returned for a touchdown and one forced fumble as a sophomore... Appeared in all 13 games and recorded 19 tackles as a freshman.

PERSONAL

Attended Greenwood (S.C.) H.S., where he contributed as an option quarterback, wide receiver and safety on a team that included fellow Redskins defensive back Josh Norman... Earned second-team all-state honors after rushing for 904 yards and 12 touchdowns and also catching 20 passes for 201 yards. Added 77 tackles, eight passes defended and two forced fumbles on defense... Majored in retailing business... Full name: Dayarlo Jamal Swearinger... Son of Robert and Orma Swearinger... Born Sept. 1, 1991.

YEAR-BY-YEAR STATS

DEFENSE

Year	Team	G	GS	Tack	Solo	Sack	INT	PD
2013	Hou	16	10	67	50	0	1	4
2014	Hou	16	12	73	51	1	2	6
2015	TB/Ari	11	1	18	15	0	0	1
2016	Ari	16	12	64	56	2	3	8
2017	Was	16	16	79	61	0.5	4	10
2018	Was	15	15	53	42	1.0	4	10
Career		90	66	354	275	4.5	14	39

*Tackle stats according to STATS, LLC

ADDITIONAL

FF-FR: 1-0 in 2013, 3-1 in 2014, 1-2 in 2015, 1-0 in 2017, 3-1 in 2018

POSTSEASON

Year	Team	G	GS	Tack	Solo	Sack	INT	PD
2015	Ari	2	0	0	0	0	0	0

CAREER HIGHS

SINGLE-GAME

Total Tackles:	10, at Tennessee (12/29/13)
Solo Tackles:	7, three times, last at Atlanta (11/27/16)
Interceptions:	2, two times, last vs. Indianapolis (9/16/18)
Passes Defended:	2, seven times, last vs. Indianapolis (9/16/18)
Forced Fumbles:	1, six times, last at NY Giants (12/31/17)
Fumble Recoveries:	1, three times, last at Philadelphia (12/20/15)

25

CHRIS THOMPSON

RB**5-8 // 195****5th NFL Season // Florida State****DOB: Oct. 20, 1990 // Madison County H.S. (Madison, Fla.)**

HONOR ROLL

Media Good Guy Award (2017)

TRANSACTIONS

Originally selected by the Washington Redskins in the fifth round (154th overall) of the 2013 NFL Draft... Waived by the Redskins on August 30, 2014... Signed to the Redskins' practice squad on August 31, 2014... Signed to the Redskins' active roster on December 11, 2014... Re-signed with the Redskins on March 17, 2016... Re-signed with the Redskins on April 21, 2017... Signed multi-year contract extension on September 5, 2017.

PRO

One of the game's premier third-down backs who enters 2018 having previously appeared in 45 career regular season games... In first five years (2013-17), rushed 170 times for 878 yards with five rushing touchdowns and caught 129 passes for 1,126 yards with nine receiving touchdowns... Versatile weapon who was one of only two players in the NFL to record at least 60 carries, 40 receptions and 15 kickoff returns in 2016 (Green Bay's Ty Montgomery).

YEAR-BY-YEAR

2018 (REDSKINS)

In the win at ARI (9/8), recorded 65 rushing yards (13.0 avg.) on five attempts and notched six receptions for 63 yards (10.5 avg.) with one touchdown in his return after suffering a season ending leg injury the previous year on Nov. 19, 2017 at New Orleans. Joined Peterson (166) in becoming the first Redskins running back duo to each record 125 or more scrimmage yards in a single game since Clinton Portis (164) and Ladell Betts (151) accomplished the feat against the Houston Texans on Sept. 24, 2006... Recorded 13 receptions, which tied for second in Redskins history for receptions in a game, and finished with 92 receiving yards vs. IND (9/16)... Gained 17 yards on six carries and caught one pass in a win vs. GB (9/23)... Caught a team high six receptions for 45 yards and rushed eight times for 17 yards at NO (10/08). Has now hauled in 155 career receptions with the Redskins and passed Kelvin Bryant (154) for the sixth most by a running back in franchise history... Inactive in Weeks 6-7... Rushed three times for 13 yards and caught two passes for nine yards in a win at NYG (10/28)... Inactive vs. Weeks 9-12... Rushed three times for three yards and caught three passes for 18 yards at PHI (12/03)... Tallied 38 all-purpose yards vs. NYG (12/09)... Caught one pass for four yards and rushed for nine yards at JAX (12/16)... Rushed for 20 yards on four attempts and recorded one reception for eight yards at TEN (12/22)... Rushed two times for 10 yards and caught five passes for 14 yards vs PHI (12/30)...

2017 (REDSKINS)

Played in 10 games with one start, rushing for 294 yards on 64 attempts with two rushing touchdowns and recording career highs in receiving yards (510) and receiving touchdowns (four) on 39 receptions... Led the Redskins in both rushing and receiving yards, the only player in the NFL at the time to lead a team in both categories, prior to suffering a season-ending injury... Led all NFL running backs (min. 30 receptions) with 13.1 yards per catch, the highest by any NFL

running back with at least 35 receptions since San Francisco's Garrison Hearst in 1998 (13.7)... Was one of six NFL players in 2017 with at least 275 rushing yards and at least 500 receiving yards, joining Todd Gurley II, Le'Veon Bell, Alvin Kamara, Christian McCaffrey and Duke Johnson Jr... Caught four passes for 52 yards including a 29-yard touchdown reception vs. PHI (9/10). Also rushed three times for four yards and gained 18 yards on a kickoff return... Rushed three times and posted career highs in rushing yards (77) and rushing touchdowns (two) in a win at LAR (9/17), giving him touchdowns in consecutive games for the first time in his career. His 25.7-yard rushing average was the best by a member of the Redskins with at least three carries in a game in records available dating back to 1960. Scored his second touchdown of the game on a career-long 61-yard run. Also contributed 29 receiving yards on three receptions... Caught six passes for 150 yards and a touchdown and added eight carries for 38 yards in a win vs. OAK (9/24). Produced the most receiving yards in a game by any Redskins running back in records available dating back to 1960, surpassing the 140 receiving yards by running back Dick James on Dec. 16, 1962. His 150 receiving yards were the most in a single game by any NFL running back since Le'Veon Bell in Week 13 of the 2014 season (159). Finished the game with 188 yards from scrimmage, the most by any member of the Redskins since Alfred Morris on Dec. 30, 2012 vs. Dallas (212, including 200 rushing and 12 receiving)... Rushed six times for 23 yards and caught one pass for four yards at KC (10/2)... Rushed a career-high 16 times for 33 yards and caught four passes for 105 yards in his first career start in a win vs. SF (10/15). The 100-yard receiving game was his second of the season, making him only the second Redskins running back with multiple 100-yard receiving games in a single season in records dating back to 1960 (Dick James, two in 1962). Was the first player to lead the Redskins in both rushing and receiving yards in a game since Evan Royster in the final week of the 2011 season... Rushed for a team-high 38 yards on seven carries and added five receptions for 26 yards with a receiving touchdown at PHI (10/23). Became the first Redskins back to catch at least three touchdown passes in a season since fullback Mike Sellers (seven) in 2005... Caught career-high-tying eight passes for 76 receiving yards and added 18 rushing yards on four carries vs. DAL (10/29). Became the 22nd back in Redskins history to reach 1,000 career receiving yards with the team... Rushed four times for a team-high 20 yards and caught four passes for 11 yards at SEA (11/5)... Rushed nine times for 26 yards and caught three passes for 41 yards vs. MIN (11/12). Also averaged 26.0 yards on two kickoff returns... Ran four times for 17 yards and caught a 16-yard touchdown pass prior to exiting with an injury at NO (11/19)... Placed on Reserve/Injured list with a broken fibula in Week 12.

2016 (REDSKINS)

Played in all 16 games for the first time in his career, posting career highs in rushing attempts (68), rushing yards (356), rushing touchdowns (three), receptions (49) and receiving yards (349) while matching his career high with two receiving touchdowns. Became the first member of the Redskins to record at least 325 rushing yards and 325 receiving yards in a single season since Roy Helu Jr. in 2011, the 25th such campaign by a member of the Redskins all-time... Was one of only two players in the NFL to record at least 60 carries, 40 receptions and 15 kickoff returns in 2016 (Green Bay's Ty Montgomery)... Caught two passes for 16 yards and added four carries for 23 yards, including his first career rushing

touchdown, vs. PIT (9/12)... Caught three passes for 57 yards and gained one yard on two carries vs. DAL (9/18)... Gained 23 yards on six carries and added a 25-yard kick return in a win at NYG (9/25)... Rushed three times for 24 yards, caught two passes for 16 yards and had a 26-yard kick return in a win vs. CLE (10/2), catching a go-ahead five-yard touchdown pass in the fourth quarter... Gained 12 yards on two carries and caught four passes for 33 yards in a win at BAL (10/9)... Gained 37 yards on nine carries and added 29 receiving yards on three catches in a win vs. PHI (10/16)... Led Redskins with 73 yards on 12 carries and added seven catches for 40 yards at DET (10/23)... Rushed seven times for 14 yards and caught five passes for 27 yards in a tie against CIN (10/30) in London... Gained 25 yards on four carries, caught three passes for 11 yards and added a 27-yard kickoff return in a win vs. MIN (11/13)... Rushed twice for 10 yards and made a nine-yard catch in a win vs. GB (11/20)... Gained 17 yards both rushing and receiving on four carries and five catches, respectively, at DAL (11/24)... Rushed twice for 24 yards and caught a 21-yard pass at ARI (12/4)... Rushed three times for 38 yards including a game-winning 25-yard touchdown run at PHI (12/11). Including a 22-yard touchdown run by Rob Kelley earlier in the game, the Redskins had multiple players score rushing touchdowns of 20 yards or longer in a single game for the first time since Week 7 of the 1991 season (Ricky Ervins, 65; Earnest Byner, 21)... Rushed twice for 10 yards and gained 26 yards on five receptions vs. CAR (12/19)... Recorded the first multi-touchdown game of his career in a win at CHI (12/24), rushing three times for 20 yards with a rushing touchdown and catching one pass for a 17-yard touchdown reception. With both scores in the first quarter, he became the first member of the Redskins to score a rushing touchdown and a receiving touchdown in the same quarter since Kelvin Bryant in the second quarter at Dallas on Oct. 9, 1988... Led the Redskins with six receptions vs. NYG (1/1), gaining 37 yards. Also rushed three times for five yards.

2015 (REDSKINS)

Played in a career-high 13 games, rushing 35 times for 216 yards (6.2 avg.) and recording 35 receptions for 240 yards (6.9 avg.) with two receiving touchdowns, all career highs. Also played in one postseason contest... Recorded a career-long 36-yard kick return and added 11 rushing yards on three carries, vs. MIA (9/13)... Converted a crucial third down in the fourth of a win vs. STL (9/20), recording his only catch of the day for 10 yards... Caught team-high eight passes for 57 yards with a touchdown and rushed twice for 29 yards at NYG (9/24). Marked first time since Week 11 of 2014 that a running back led the team in receptions in a game (Roy Helu, Jr.). Became the first member of the Redskins to record a receiving touchdown in consecutive road games against the Giants since Santana Moss across the 2011-12 seasons... Recorded career high in rushing attempts (six) and a then-career-high in rushing yards (53) vs. PHI (10/4). Recorded a career-long 42-yard run on third-and-19 in the first quarter... Rushed three times for 15 yards and caught six passes for 33 yards at ATL (10/11)... Rushed five times for 12 yards and led the team in receptions with six for 26 yards at NYJ (10/18)... Inactive with a back injury vs. TB (10/25)... Caught two passes for 21 yards and recorded an 18-yard kickoff return at NE (11/8)... Rushed twice for a career-high 54 yards and caught one pass for 23 yards vs. NO (11/15)... Gained 10 yards on four carries and caught three passes for seven yards at CAR (11/22)... Rushed twice for seven yards, caught a nine-yard pass and returned a kickoff nine yards in a win vs. NYG (11/29)... Caught four passes for 18 yards and added a six-yard carry vs. DAL (12/7)... Inactive with a shoulder injury at CHI (12/13) and vs. BUF (12/20)... Recorded a 12-yard touchdown reception in a division-clinching win at PHI (12/26)... Rushed seven times for 19 yards in regular

season finale at DAL (1/3)... Recorded eight receptions for 89 receiving yards in NFC Wild Card Round vs. GB (1/10). His eight receptions were the most by a running back in a post-season game in team history. Also gained 25 yards on his first career postseason carry.

2014 (REDSKINS)

Spent the first 14 weeks of the season on the team's practice squad before being promoted to the active roster on Dec. 11... Made season debut at NYG (12/14), recorded three rushes for 12 yards and three receptions for 22 yards and a touchdown. Scored a touchdown on the first reception of his career on a nine-yard pass from Griffin III, becoming the first member of the Redskins to score a touchdown on his first career reception since Darrel Young vs. Philadelphia on Nov. 15, 2010... Caught three passes for five yards vs. PHI (12/20)... Inactive vs. DAL (12/28).

2013 (REDSKINS)

Appeared in four games as a rookie as a kick and punt returner. Returned eight kickoffs for 160 yards (20.0 avg.) and seven punts for 36 yards (5.1 avg.)... Made his NFL debut vs. PHI (9/9), returning three kickoffs for 56 yards (18.7 avg.) and one punt for five yards... Returned three kicks for 59 yards (19.7 avg.) and two punts for nine yards (4.5 avg.) at GB (9/15)... Vs. DET (9/22), had two punt returns for 11 yards (5.5 avg.) and recorded two kickoff returns for 45 yards (22.5 avg.)... Had two punt returns for 11 yards at OAK (9/29)... Inactive at DAL (10/13), vs. CHI (10/20), at DEN (10/27), vs. SD (11/3) and at MIN (11/7)... Placed on the Reserve/Injured list on Nov. 12.

COLLEGE

Appeared in 38 games with eight starts at Florida State, rushing 277 times for 1,735 yards with 14 rushing touchdowns as well as compiling 45 receptions for 430 yards with one receiving touchdown... As a senior in 2012, carried 91 times for 687 yards and five touchdowns in only eight games before suffering a season-ending knee injury. Before injury, was on pace to become FSU's first 1,000-yard back since Warrick Dunn in 1996... Was a co-winner of the ACC's Brian Piccolo Award as the Most Courageous player in 2012 after returning from two broken vertebrae in his back suffered at Wake Forest in early October of 2011... Earned All-ACC second team honors from the media and coaches... Turned in three 100-yard rushing performances in 2012, highlighted by his career-best 197 yards against Wake Forest, which included TD runs of 74 and 80 yards... Was given the Leadership Award on offense at the team's annual banquet... Played in the first five games and started twice in 2011... Was fourth on the team in carries (29) and yards (83)... In 2010, led the Seminoles in rushing with 845 yards on 134 carries, including six rushing touchdowns... Appeared in 14 games with six starts that season and was a home run threat, scoring on runs of 90, 83 and 70 yards. Named Chick-fil-A Bowl Offensive MVP after logging 147 yards on a career-high 25 carries against South Carolina.

PERSONAL

Ranked by Rivals as the nation's second-best all-purpose player coming out of Madison County (Fla.) H.S... Was a four-star prospect who earned PrepStar and Under Armour All-American honors... Battled ankle injuries throughout his senior season... Rushed for 2,300 yards and 33 TDs in leading his team to the state championship... Ran for 203 yards and two TDs in the 2007 state championship game... Born Oct. 20, 1990.

YEAR-BY-YEAR STATS

RUSHING

Year	Team	GP	GS	Att	Yds	Avg	Lg	TD
2013	Was	4	0	0	0	0	0	0
2014	Was	2	0	3	12	4.0	7	0
2015	Was	13	0	35	216	6.2	42	0
2016	Was	16	0	68	356	5.2	25t	3
2017	Was	10	1	64	294	4.6	61t	2
2018	Was	10	0	43	178	4.1	16	0
Career		55	1	213	1056	5.0	61t	5

RECEIVING

Year	Team	GP	GS	Rec	Yds	Avg	Lg	TD
2013	Was	4	0	0	0	0	0	0
2014	Was	2	0	6	27	4.5	9t	1
2015	Was	13	0	35	240	6.9	23	2
2016	Was	16	0	49	349	7.1	38	2
2017	Was	10	1	39	510	13.1	74	4
2018	Was	10	0	41	268	6.5	23	1
Career		55	1	170	1394	8.2	74	10

KICK RETURN

Year	Team	KR	Yds	Avg	Lg	TD
2013	Was	8	160	20.0	28	0
2015	Was	3	63	21.0	36	0
2016	Was	17	360	21.2	28	0
2017	Was	8	165	20.6	29	0
Career		36	748	20.8	36	0

PUNT RETURN

Year	Team	KR	Yds	Avg	Lg	TD
2013	Was	7	36	5.1	11	0
Career		7	36	5.1	11	0

POSTSEASON STATS

RUSHING

Year	Team	GP	GS	Att	Yds	Avg	Lg	TD
2015	Was	1	0	1	25	25.0	25	0
Career		1	0	1	25	25.0	25	0

RECEIVING

Year	Team	GP	GS	Rec	Yds	Avg	Lg	TD
2015	Was	1	0	8	89	11.1	38	0
Career		1	0	8	89	11.1	38	0

CAREER HIGHS

SINGLE-GAME

Carries:	16, vs. San Francisco (10/15/17)
Rushing Yards:	77, at Los Angeles Rams (9/17/17)
Long (Rushing):	61, at Los Angeles Rams (9/17/17)
Rushing TD:	2, at Los Angeles Rams (9/17/17)
Receptions:	13, vs. Indianapolis (9/16/18)
Receiving Yards:	150, vs. Oakland (9/24/17)
Receiving TD:	1, nine times, last vs. NO (11/19/17)
Kick Returns:	3, several times, last at CIN (10/30/16)
Kick Return Yards:	59, at Green Bay (9/15/13)
Punt Returns:	2, twice, last at Oakland (9/29/13)
Punt Return Yards:	11, twice, last at Oakland (9/29/13)

56

ZACH VIGIL

LB**6-2 // 238****4th NFL Season // Utah State****DOB: March 28, 1991 // Clearfield (Utah) H.S.**

TRANSACTIONS

Originally entered the NFL with the Miami Dolphins as a college free agent on May 8, 2015... Waived by the Dolphins on December 19, 2016... Claimed off waivers by the Washington Redskins on December 20, 2016... Waived by the Redskins on September 2, 2017... Signed to the Buffalo Bills' practice squad on September 4, 2017... Released from the Bills' practice squad on October 31, 2017... Signed with the Redskins on November 15, 2017.

PRO

Joined the Redskins late in the 2016 season... Enters 2017 having previously appeared in 25 career games with two starts. Recorded 11 defensive tackles (eight solo) in his first two seasons from 2015-16.

YEAR-BY-YEAR

2018 (REDSKINS)

Recorded three solo tackles on defense and appeared on special teams in the win at ARI (9/9)... Appeared on defense and special teams vs. IND (9/16)... Contributed on special teams in a win vs. GB (9/23)... Appeared on special teams at NO (10/08)... Contributed on special teams in a win vs. CAR (10/14)... Added one solo tackle on special teams in a win vs. DAL (10/21)... Contributed one solo tackle on special teams in a win at NYG (10/28)... Appeared on special teams vs. ATL (11/04)... Inactive at TB (11/11)... Assisted on a tackle on special teams vs. HOU (11/18)... Inactive at DAL (11/22)... Tallied one solo tackle on special teams at PHI (12/03)... Notched one assisted special teams tackle vs. NYG (12/09)... Contributed on defense and special teams at JAX (12/16)... Contributed on defense and special teams at TEN (12/22)... Contributed on both defense and special teams vs PHI (12/30)...

2017 (REDSKINS/BILLS)

Waived by the Redskins during final cuts... Spent the first eight weeks of the season on the Bills' practice squad... Returned to the Redskins in Week 11 and appeared in seven games with six starts, tallying 55 tackles (37 solo), two passes defended and a fumble recovery... Made his season debut at NO (11/19)... Started and recorded four tackles (two solo) in a Thanksgiving night win vs. NYG (11/23)... Posted six tackles (four solo) at DAL (11/30)... Contributed a then-career-high nine tackles (seven solo) at LAC (12/10)... Tied for team lead with eight tackles (six solo) and added a pass defended during a game-winning defensive stand vs. ARI (12/17)... Recorded a career-high 14 tackles (12 solo) and recovered a fumble in a win vs. DEN (12/24)... Matched career high a week later with 14 tackles (six solo) and added a pass defended at NYG (12/31).

2016 (DOLPHINS/REDSKINS)

Appeared in nine total games, seven with Miami and two with Washington... Spent the first eight weeks of the season on the Reserve/Non-Football Injury list before being reinstated on Nov. 5... Made season debut vs. NYJ (11/6)... Played in seven games with Miami from Weeks 9-15 prior to being waived on Dec. 19... Joined the Redskins via waiver claim on Dec. 20... Made Redskins debut on defense and special teams in a win at CHI (12/24)... Contributed on special teams vs. NYG (1/1).

2015 (DOLPHINS)

Played in all 16 games with two starts... Recorded 11 tackles (eight solo)... Added seven solo special teams stops and one blocked punt... Blocked a Donnie Jones punt, which set up a 13-yard Lamar Miller touchdown reception in 20-19 victory at PHI (11/15)... Made first career start and totaled three tackles (two solo) vs. DAL (11/22)... Registered a season-high two solo special teams tackles at NYJ (11/29)... Posted three solo stops in a start vs. IND (12/27).

YEAR-BY-YEAR STATS

DEFENSE

Year	Team	G	GS	Tack	Solo	Sack	INT	PD
2015	Mia	16	2	11	8	0	0	0
2016	Mia/Was	9	0	0	0	0	0	0
2017	Was	7	6	55	37	0	0	2
2018	Was	14	0	3	3	0	0	0
Career		46	8	69	48	0	0	2

*Tackle stats according to STATS, LLC

ADDITIONAL

FF-FR: 0-1 in 2017

CAREER HIGHS

SINGLE-GAME

Total Tackles:

Solo Tackles:

14, twice, last at NY Giants (12/31/17)
12, vs. Denver (12/24/17)

5



TRESS WAY

P

6-1 // 216

5th NFL Season // Oklahoma

DOB: April 18, 1990 // Union H.S. (Tulsa, Okla.)

HONOR ROLL

Special Teams Captain (2015)

TRANSACTIONS

Originally entered the NFL with the Chicago Bears as a college free agent on April 28, 2013... Waived by the Bears on August 25, 2013... Signed with the Bears on January 1, 2014... Waived by the Bears on August 18, 2014... Claimed on waivers by the Washington Redskins on August 20, 2014... Signed multi-year contract extension on March 12, 2016.

YEAR-BY-YEAR

2018 (REDSKINS)

Averaged 46.5 yards on four punts with a long of 59 in a win at ARI [9/9]... Punted five times for an average of 36.4 yards with a long of 53 and landing three inside the 20 vs. IND [9/16]... Averaged 47.0 yards on five punts, landing one inside the 20 in a win vs. GB [9/23]... Averaged 36.7 yards on three punts, landing one inside the 20 at NO [10/08]... Punted four times for 41.0 yards per punt with a long of 51 yards in a win vs. CAR [10/14]... Recorded a career-high five punts downed inside the 20. Registered six punts for 227 yards (37.8 avg.) for a 36.0 NET avg. with his longest punt traveling 41 yards in a win vs. DAL [10/21]... Recorded five punts for 246 yards (49.2 avg.), downed three inside the 20 and had his longest punt travel 58 yards in a win at NYG [10/28]... Punted five times for 245 yards for a net average of 48.2 yards and recorded a season best 62-yard punt, landing four inside the 20-yard line vs. ATL [11/04]... Tallied 247 yards on five punts (49.4 avg.) for a 47.8 net average landing four inside the 20-yard line and the 49.4 yards per punt average is his highest on the season in a win at TB [11/11]... Averaged 40.4 on five punts, including two downed inside the 20 and a long of 51 yards vs. HOU [11/18]... Punted five times for an average of 45.6 and tallied four punts inside the 20 at DAL [11/22]... Totaled 290 yards on six punts (48.3 avg.) and a net average of 45.2 and has now collected 15,448 punting yards and has passed Hall of Famer Sammy Baugh (15,245) for No. 3 in franchise history in punting yards. He also pinned two punts inside the 20 yard line, increasing his season total to 33 which is the most in the NFL this season at PHI [12/03]... Recorded three punts inside the 20 yard line and set a new single season franchise record since the statistic began being tracked in 1976. Way was the 2018 league leader entering the day. Way (345) registered eight punts to take sole possession of third on the Redskins all-time list, passing Sammy Baugh (338) and Pat Richter (338) vs. NYG [12/09]... Punted six times for an average of 46.5, while also tallying three punts inside the 20 at JAX [12/16]... Notched two punts for an average of 53.5 yards at TEN [12/22]... Totaled 224 yards on five punts (44.8 avg.) while also pinning two punts inside the 20 vs PHI [12/30]...

2017 (REDSKINS)

Punted a single-season career-high 83 times for a career-high 3,794 yards (45.7 avg.)... Recorded a career-high 33 punts downed inside the 20, matching Matt Turk's mark from 1998 for the most by a member of the Redskins in records dating back to 1976... Averaged 40.5 yards on four punts, landing two inside the 20 vs. PHI [9/10]... Dropped two of his four punts at LAR [9/17] inside the 20, averaging 51.0 yards per punt... Averaged 44.2 yards on five punts in

a win vs. DAK [9/24], including three downed inside the 20 and a long of 58 yards... Averaged 42.3 yards per punt on four punts, dropping two inside the 20 and holding Tyreek Hill without a return at KC [10/2]... Punted four times for an average of 45.3 yards in a win vs. SF [10/15]... Averaged 47.8 yards on five punts with a long of 60 at PHI [10/23]... Punted three times and averaged 46.7 yards per punt vs. DAL [10/29]... Averaged 40.0 yards on a career-high-tying eight punts in a win at SEA [11/5]... Recorded a 52-yard punt downed inside the 20 vs. MIN [11/12]... Averaged 49.6 yards on five punts including a 60-yarder at NO [11/19]... Recorded a career-high four punts downed inside the 20 among his seven punts (44.0 avg.) in a Thanksgiving night win vs. NYG [11/23]... Dropped three of his five punts inside the 20 at DAL [11/30]... Tied career high with eight punts (43.4 avg.) at LAC [12/10], downing three inside the 20. Marked the Redskins' first streak of three straight games with three or more punts downed inside the 20 since a four-game streak in Weeks 7-11 of the 1998 season... Averaged season-high 53.2 yards on six punts in a win vs. ARI [12/17]... Punted five times with an average of 49.4 yards per punt, including a season-high 45.8-yard net average, in a win vs. DEN [12/24]... Recorded career highs in punts (nine) and punting yards (426) and matched his career high in punts downed inside the 20 (four) at NYG [12/31].

2016 (REDSKINS)

Punted in all 16 games, averaging 45.1 yards and 38.9 net yards on 49 punts with 15 downed inside the 20 and four touchbacks. His 49 punts were the fewest by any Redskins punter who punted in all 16 games in a season... Punted once vs. PIT [9/12], pinning the Steelers inside the 20-yard line with a 27-yard punt... Averaged 37.5 yards on two punts vs. DAL [9/18], downing one inside the 20... Punted twice with an average of 45.5 yards per punt in a win at NYG [9/25]. Also completed his first career pass attempt, a 31-yard gain to Quinton Dunbar on a fake punt. The fake punt was the Redskins' first successful fake kick of any kind since Week 10 of the 2009 season vs. Denver, when punter Hunter Smith connected with fullback Mike Sellers for a 35-yard touchdown... Posted then-season highs in punts (three), punting average (48.7), punts downed inside the 20 (two) and longest punt (59) in a win vs. CLE [10/2]... Punted six times for an average of 42.2 yards with two downed inside the 20 in a win at BAL [10/9]... Averaged 52.8 yards on four punts in a win vs. PHI [10/16]... Punted twice for an average of 43.0 yards at DET [10/23]... Averaged 42.7 yards per punt on three punts in a tie against CIN [10/30] in London... Punted twice for an average of 46.0 yards in a win vs. MIN [11/13]... Averaged 38.0 yards on three punts in a win vs. GB [11/20]... Punted once for 39 yards at DAL [11/24]... Averaged 44.5 yards on two punts including a 59-yarder at ARI [12/4]... Averaged 47.0 yards on three punts with a net average of 45.3 yards in a win at PHI [12/11]... Averaged 47.7 yards on six punts vs. CAR [12/19]... Punted twice for an average of 41.5 yards per punt in a win at CHI [12/24]... Averaged 49.7 yards on a season-high seven punts vs. NYG [1/1].

2015 (REDSKINS)

Appeared in all 16 regular season games and one postseason contest. Punted 70 times in the regular season for an average of 46.1 yards per punt, the fifth-best season average in team history. Averaged 38.8 net yards per punt, the second-best single-season average in team records available back to 1976... Averaged 41.3 yards per punt on three punts vs. MIA [9/13]... Punted six times for 244 yards (40.7 avg.)

with one downed inside the 20 vs. STL (9/20)... Punted once for 36 yards and had a 50-yard kickoff following a safety at NYG (9/24)... Punted five times for an average of 44.2 yards per punt vs. PHI (10/4). Recorded a then-season-long 63-yard punt in the second quarter, his longest punt since registering a career-long 77-yarder in Week 4 in 2014... Averaged 50.3 yards per punt on four punts at ATL (10/11), his best since Sept. 25, 2014 (58.3 vs. NYG)... Punted six times for 48.0 yards per punt with a long of 53 yards at NYJ (10/18)... Averaged 47.3 yards on four punts vs. TB (10/25)... Punted four times for an average of 47.0 yards with a long of 55 at NE (11/8)... Punted twice for an average of 43.5 yards in a win vs. NO (11/15)... Posted season highs in gross punting average (53.2) and net punting average (53.0) at CAR (11/22)... Punted six times for an average of 44.7 yards per punt, including three downed inside the 20 and a long of 60 in a win vs. NYG (11/29)... Punted six times for 253 yards (42.4 average) with one downed inside the 20 vs. DAL (12/7)... Averaged 43.0 yards per punt on four punts against his former team at CHI (12/13), including a season-long 64-yarder... Punted three times for an average of 46.7 yards in a win vs. BUF (12/20)... Averaged 49.6 yards on a season-high seven punts in a division-clinching win at PHI (12/26)... Averaged 50.0 yards on four punts, including three downed inside the 20 in the regular season finale at DAL (1/3)... In NFC Wild Card Round vs. GB (1/10), averaged 50.6 yards per punt on five punts, the third-best single-game postseason average in team history. Recorded a 60-yard punt in the first quarter, the third-longest punt in franchise postseason history.

2014 (REDSKINS)

Joined the Redskins via waiver claim in the preseason and punted in all 16 games, averaging 47.5 yards on 77 punts (40.0 net) with 22 punts downed inside the 20... Became the first member of the Redskins to lead the NFL in punting for a season since Sam Baker in 1958... Finished with the fourth-best gross average in team history, trailing only Sammy Baugh's full-season NFL record (51.4 yards per punt in 1940) and Baugh's 1941 and 1942 campaigns (48.7 and 48.2)... 40.0-yard net punting average was the highest by a Redskins punter in records dating back to 1976, surpassing Matt Turk's mark of 39.2 net yards set in both 1996 and 1997... Made NFL debut at HOU (9/7), punting five times with an average of 49.2 yards with two downed inside the 20 and a long of 61... Punted four times for an average of 49.8 yards with a long of 61 vs. JAX (9/14)... Averaged 56.7 yards on three punts with a net of 41.0 yards per punt and a long of 65 at PHI (9/21)... Averaged a career-high 58.3 yards per punt on four punts vs. NYG (9/25), falling 1.1 yards shy of matching Pro Football Hall of Famer Sammy Baugh's team record for punting average in a single game (59.4 at Detroit on Oct. 27, 1940). Recorded a career-long 77-yard punt in the third quarter, tying Steve Cox for the third-longest punt in franchise history (Nov. 1, 1987 at Buffalo)... Punted eight times with an average of 49.9 yards per punt and a long of 59 vs. SEA (10/6)... Punted five times for an average of 47.4 yards with a long of 58 yards at ARI (10/12)... Punted three times with an average of 41.3 yards per punt vs. TEN (10/19)... Averaged 46.2 yards per punt on five punts and had three punts downed inside the 20 in an overtime win at DAL (10/27)... Punted three times at MIN (11/2), averaging 45.3 yards per punt with a long of 51... Punted four times with an average of 44.3 yards per punt and a long of 55 vs. TB (11/16)... Matched career highs in punts (eight) and punts downed inside the 20 (three) at SF (11/23), accumulating 373 yards for an average of 46.6 yards per punt... Averaged 46.5 yards on six punts at IND (11/30), placing three inside the 20... Averaged 45.8 yards on six punts and added a two-yard rushing attempt vs. STL (12/7)... Punted six times with an average of 45.2 yards per punt at NYG (12/14)... Punted three times with an average of 44.3 yards per punt vs. PHI (12/20). Placed all three

punts inside the 20... Punted four times with an average of 44.0 yards per punt. Recorded a 60-yard punt in the third quarter, becoming the first Redskins punter to post a 60-yard punt in five games in a single season since Matt Turk in 1998.

2013 (BEARS)

Spent the offseason with the Bears before being released on Aug. 25.

COLLEGE

Appeared in 53 games at Oklahoma from 2008-12, punting 250 times for 10,988 yards (44.0 avg) with 36 touchbacks and 91 punts downed inside the 20... Had 71 punts of 50-plus yards during his career with a long of 85... Exited OU ranking No. 1 in school history with a 44.0 yards-per-punt average... Set Oklahoma career record with 71 punts of 50-plus yards... Named All-Big 12 Honorable Mention by coaches as a senior, placing 22 of his 53 punts inside the opponents' 20-yard line with just eight touchbacks... Named honorable mention All-Big 12 by AP and coaches as a junior after placing 34 of his 63 punts inside the opponents' 20-yard line with just six touchbacks... Was honorable mention All-American by Sports Illustrated, All-Big 12 second team by Phil Steele and All-Big 12 honorable mention from the media and the coaches as a sophomore. Rotated with kickoff duties as well and had nine touchbacks on 70 kickoffs while averaging 63.0 yards per kick... Named Sporting News third-team All-American and first-team All-Big 12 by the Waco Tribune Herald and second-team by AP, coaches, Dallas Morning News and Fort Worth Star-Telegram as a redshirt freshman. Led the Big 12 and ranked No. 3 nationally in punting average that season.

PERSONAL

Attended Union H.S. in Tulsa, Okla., where he was a member of all-state teams for both The Oklahoman and Tulsa World... Named district special teams player of the year as a senior... Handled kicking duties, converting all 42 extra point attempts and 14-of-19 field goal attempts... Selected to play in the 2008 Oil Bowl... Created a trivia game titled "What's Your Bid?" following training camp in 2016 and released the finished product to the public in 2018... Wife, Brianna Way (née Turang), was an All-American and national champion softball player at Oklahoma... Son of Debra and Leo Way... Born on April 18, 1990.

COMMUNITY

Has been active in the D.C. area since joining the team in 2014... In 2017, taught kids proper fundamental football skills at Gatorade Junior Training Camp and brought joy to 31 area women battling breast cancer at the team's annual All-Star Survivors Celebration... In 2016, promoted healthy lifestyle habits at the 138th annual White House Easter Egg roll on the South Lawn, played alongside fans to benefit children in the second annual Redskins Charity Golf Classic, walked the runway alongside the Women of Washington to raise money for the WRCF at the second annual Redskins Runway Show, and donated winter coats and Redskins hats to 300 elementary school students from seven local area schools at the eighth annual Share the Warmth event... In 2015, attended the Draft Day Party and inaugural Redskins Golf Classic, treated Steuart Weller Elementary to a Play 60 celebration to reward them for winning the Draft Day Dash Challenge, assembled care packages for victims of domestic violence in collaboration with the Fear 2 Freedom and Rookie Community Club, interacted with children during training camp at the Redskins All-Star Experience, participated in the WOW

Wives Fashion Show, provided Fuel Up to Play 60 Home-town Grant money to help school districts and/or individual schools facilitate sustainable physical activity and healthy eating improvements, gave advice to high school football players at the 4th & Life High School Football Forum, provided winter coats and hats to students from elementary schools in the surrounding metro area, hosted seven TAPS families for a military appreciation event at Top Golf in Ashburn, Va. and welcomed 1,100 children into the Redskins locker room at FedExField to meet Santa and take home toys for Christmas at Skins Santa Shoppe... In 2014, encouraged students at Dumfries Elementary to exercise for 60 minutes and read for 20 minutes every day, brought joy to 31 women battling breast cancer at the team's annual All-Star Survivors Celebration, led elementary students through drills at the Fuel Up to Play 60 Mini-Combine, distributed Thanksgiving food to 3,000 Prince George's County residents in need at the team's annual Harvest Feast, distributed winter coats and Redskins knit hats and scarves to over 300 children from the Maryland, D.C. and Virginia areas at the Covered for the Holidays event, coached women through football drills at Redskins Park on WDW Ladies Night Out, and played video games online with active serving military members stationed overseas during a Redskins Salute: Pros vs. GI Joes event... Involved in Fellowship of Christian Athletes with his wife, Brianna.

YEAR-BY-YEAR STATS

PUNTING

Year	Team	No.	Yds	Avg.	Lg	In 20	TB	Net
2014	Was	77	3659	47.5	77	22	7	40.0
2015	Was	70	3224	46.1	64	21	7	39.8
2016	Was	49	2209	45.1	61	15	4	38.9
2017	Was	83	3794	45.7	64	33	6	39.0
2018	Was	79	3581	45.3	63	41	0	41.5
Career		358	16467	46.0	77	132	24	39.9

KICKOFFS

Year	Team	KO	TB	Pct	Yds	Avg
2014	Was	18	9	50.0	1174	65.2
2015	Was	2	0	0	120	60.0
2017	Was	1	0	0	61	61.0
Career		21	9	42.9	61	64.5

ADDITIONAL

Passing: 1-for-1, 31 yds. [2016]

Rushing: 1 att. for 2 yds. [2014]

POSTSEASON PUNTING

Year	Team	No.	Yds	Avg.	Lg	In 20	TB	Net
2015	Was	5	253	50.6	60	3	0	44.8

CAREER HIGHS

SINGLE-GAME

Punts:	9, at NY Giants (12/31/17)
Punting Yards:	426, at NY Giants (12/31/17)
Punting Average:	58.3, vs. NY Giants (9/25/14)
Punting Long:	77, vs. NY Giants (9/25/14)
Downed Inside 20:	4, three, at Tampa Bay (11/11/18)
Net Punting Average:	55.5, vs. NY Giants (9/25/14)

71



TRENT WILLIAMS

T

6-5 // 320

9th NFL Season // Oklahoma

DOB: July 19, 1988 // Longview (Texas) H.S.

HONOR ROLL

Offensive Captain (2011-17)
 Six-time Pro Bowl selection (2012-17 seasons)
 Second-team Associated Press All-Pro (2015)
 Two-time Sporting News All-Pro (2016-17)
 Two-time PFWA All-NFC (2015-16)
 NFL Top 100 Players
 >> No. 99 after 2012, 60 after 2013, 47 after 2014, 45 after 2015, 47 after 2016, 57 after 2017

TRANSACTIONS

Originally selected by the Washington Redskins in the first round (fourth overall) of the 2010 NFL Draft... Signed multi-year contract extension on August 30, 2015.

PRO

One of the game's preeminent left tackles who enters 2018 having played in 107 career regular season games with 106 starts... Earned his career Pro Bowl selection following the 2012 season and has earned a selection in every season since... With his sixth consecutive Pro Bowl selection in 2017, joined safety Ken Houston (seven straight from 1973-79) and center Len Hauss (six straight from 1967-72) as the only members of the Redskins to earn six consecutive Pro Bowl selections. Also became only the seventh player in franchise history to earn at least six career Pro Bowl honors (Chris Hanburger, 9; Charley Taylor, 8; Darrell Green, 7; Ken Houston, 7; Chris Samuels, 6; Len Hauss, 6)... Was the first offensive tackle selected by the Redskins in the first round of the NFL Draft since Chris Samuels in 2000 (third overall).

YEAR-BY-YEAR

2018 (REDSKINS)

Started at left tackle and helped the offense record 429 yards in a win at ARI (9/9)... Started at left tackle vs. IND (9/16)... Made start at left tackle in a win vs. GB (9/23)... Started at left tackle at NO [10/08]... Started at left tackle and recovered a fumble on offense and ran for eight yards on the recovery in a win vs. CAR [10/14]... Started at left tackle in a win vs. DAL [10/21]... Started at left tackle in a win at NYG [10/28]... Inactive in Weeks 9-11... Started at left tackle at DAL [11/22]... Started at left tackle at PHI [12/03]... Started at left tackle vs. NYG [12/09]... Started at left tackle at JAX [12/16]... Started at left tackle at TEN [12/22]... Started at left tackle vs. PHI [12/30]...

2017 (REDSKINS)

Started all 10 games in which he played and earned his sixth straight Pro Bowl selection despite battling through injury for most of the season... Joined safety Ken Houston (seven straight from 1973-79) and center Len Hauss (six straight from 1967-72) as the only members of the Redskins to earn six consecutive Pro Bowl selections... Started at left tackle vs. PHI (9/10)... Started at left tackle and helped the Redskins record the NFL's first 200-yard rushing game (229) of the 2017 season at LAR (9/17)... Started at left tackle and played in his 100th career regular season game in a win vs. OAK (9/24), helping the Redskins to a 472-128 advantage in total yards, the team's largest differential in regular season play since Dec. 15, 1974... Started at left tackle in his 100th career regular season start at KC (10/2), helping the Redskins

post their first sack-free game of the season... Started at left tackle and helped the offense to 419 yards in a win over SF (10/15)... Started at left tackle at PHI (10/23), helping Kirk Cousins throw for 303 yards... Inactive with a knee injury in Weeks 8-9... Started at left tackle as Kirk Cousins threw for 327 yards vs. MIN (11/12)... Started at left tackle and helped the Redskins produce both a 300-yard passer and 100-yard rusher at NO (11/19)... Inactive with a knee injury vs. NYG (11/23)... Started at left tackle at DAL (11/30) and at LAC (12/10)... Inactive with a knee injury vs. ARI (12/17)... Placed on Reserve/Injured list on Dec. 22.

2016 (REDSKINS)

Started all 12 games in which he appeared. Earned fifth consecutive Pro Bowl selection, joining safety Ken Houston (seven straight from 1973-79) and linebacker Chris Hanburger (five straight from 1972-76) as the only members of the Redskins since 1970 to earn Pro Bowl honors in five straight seasons... Part of an offensive line that led the Redskins to team records in total net yards (6,545), net passing yards (4,758) and yards per play (6.40) while allowing only 23 sacks, fourth-fewest in the NFL... Started at left tackle vs. PIT (9/12) and helped the Redskins hold the Steelers without a sack on 43 team pass attempts... Started at left tackle vs. DAL (9/18), helping the offense post 432 yards of offense... Started at left tackle in a win at NYG (9/25), contributing to a 403-yard effort. Played extensively at left guard in the second half after the team lost center Kory Lichtensteiger and left guard Shawn Lauvao to injury. Took out two Giants defenders on a single block on receiver Jamison Crowder's 55-yard screen pass touchdown... Started at left tackle in wins vs. CLE (10/2) and at BAL (10/9)... Started at left tackle in a win vs. PHI (10/16), guiding the offense to 230 rushing yards, its highest total since 2012... Started at left tackle in a 413-yard offensive performance at DET (10/23)... Started at left tackle in a tie against CIN (10/30) in London, helping the offense record 546 yards of offense, the team's largest offensive output since a 559-yard effort vs. Atlanta on Nov. 10, 1991... Served a four-game suspension in Weeks 10-13... Returned to action in a win at PHI (12/11), starting at left tackle and providing a key block on Chris Thompson's game-winning 25-yard touchdown run... Started at left tackle and helped Kirk Cousins throw for 315 yards vs. CAR (12/19)... Started at left tackle and helped the Redskins to 200-plus yards both on the ground and in the air in a win at CHI (12/24)... Started at left tackle in season finale vs. NYG (1/1).

2015 (REDSKINS)

Started all 14 regular season games in which he appeared and started one postseason contest... Earned his fourth consecutive Pro Bowl selection, joining Chris Samuels and Joe Jacoby as the only Redskins tackles to make four consecutive trips to the Pro Bowl since the merger... Earned second-team AP All-Pro honors and once again served as the team's offensive captain... Started at left tackle and helped the Redskins rush for 161 yards vs. MIA (9/13)... Helped the Redskins post 182 rushing yards in a start at left tackle vs. STL (9/20)... Started at left tackle at NYG (9/24)... Started at left tackle vs. PHI (10/4), helping the offense go 90 yards on its final drive for a come-from-behind victory... Started at left tackle at ATL (10/11)... Inactive with multiple injuries at NYJ (10/18)... Started at left tackle in the largest comeback win (24 points) in team history vs. TB (10/25)... Started at left tackle at NE (11/8)... Started at left tackle vs. NO (11/15), blocking for the Redskins' first combined 300-yard pass-

ing game/200-yard rushing game since Super Bowl XXII... Started at left tackle at CAR [11/22]... Started at left tackle and helped Kirk Cousins throw for his fourth 300-yard game of the season in a win vs. NYG [11/29]... Started at left tackle vs. DAL [12/7]... Started at left tackle in a win at CHI [12/13]... Started at left tackle for Cousins' team-record-setting sixth 300-yard passing game of the season in a win vs. BUF [12/20]... Started at left tackle in a division-clinching win at PHI [12/26]... Inactive at DAL [1/3]... Started at left tackle in NFC Wild Card Round vs. GB [1/10].

2014 (REDSKINS)

Named offensive captain by his teammates prior to the season... Started all 15 games in which he played and earned his third consecutive Pro Bowl selection... Started at left tackle at HOU [9/7]... Started at left tackle vs. JAX [9/14], helping the Redskins to 41 points and 449 net yards... Started at left tackle and blocked for Kirk Cousins' 427-yard passing day at PHI [9/21]... Started at left tackle vs. NYG [9/25], vs. SEA [10/6] and at ARI [10/12]... Started at left tackle in a comeback win vs. TEN [10/19]... Started at left tackle in an overtime win at DAL [10/27], helping Colt McCoy and the Redskins to 409 total yards... Started at left tackle at MIN [11/2]... Started but exited the game with an injury vs. TB [11/16]... Inactive with knee and ankle injuries at SF [11/23]... Started at left tackle and helped protect for Colt McCoy's career-high 392 passing yards at IND [11/30]... Started at left tackle vs. STL [12/7] and at NYG [12/14]... Started at left tackle and fought through injury in a win vs. PHI [12/20]... Started at left tackle vs. DAL [12/28].

2013 (REDSKINS)

Made his second consecutive Pro Bowl after starting all 16 games for the second straight seasons... Voted by his teammates as an offensive captain prior to the start of the season... Started at left tackle and helped quarterback Robert Griffin III pass for 329 yards vs. PHI [9/9]... Started at left tackle and helped the Redskins produce a 300-yard passer and 100-yard rusher at GB [9/15]... Started at left tackle vs. DET [9/22] and helped Griffin III throw for 300 yards for a third consecutive week... Started at left tackle at OAK [9/29] and helped the team to its first win of the season... Started at left tackle at DAL [10/13], helping Washington post more than 200 yards both rushing and passing... Started at left tackle vs. CHI [10/20], helping the Redskins post 499 yards and 45 points... Started at left tackle at DEN [10/27]... Started at left tackle vs. SD [11/3] as the Redskins posted 500 yards of offense... Started at left tackle and helped the Redskins to 191 rushing yards at MIN [11/7]... Started at left tackle in another 400-yard offensive performance at PHI [11/17]... Started at left tackle vs. SF [11/25], vs. NYG [12/1] and vs. KC [12/8]... Started at left tackle at ATL [12/15] and helped Kirk Cousins throw for 381 yards... Started at left tackle vs. DAL [12/22] and at NYG [12/29].

2012 (REDSKINS)

Started all 16 regular season games and earned his first career Pro Bowl nod for his performance at left tackle all season... Was named by his teammate as an offensive captain prior to the start of the season... Started at left tackle and helped Robert Griffin III throw for 320 yards in a season-opening win at NO [9/9]... Started at left tackle and helped the Redskins rush for 176 yards at STL [9/16]... Started at left tackle at CIN [9/23] and eventually left the game with a bone bruise in his knee... Started at left tackle at TB [9/30] and was specifically praised by Mike Shanahan for his toughness and his play in playing the entire game despite missing most of the week of practice with a bone bruise in his knee... Started at left tackle and helped Alfred Morris to his second consecutive 100-yard rushing game vs. ATL [10/7]... Started and helped the Redskins rush for 183

yards vs. MIN [10/14]... Started at NYG [10/21], contributing to the team's 248 rushing yards and 480 yards of total offense... Started at PIT [10/28] and vs. CAR [11/4]... Started in a win vs. PHI [11/18] and helped Robert Griffin III post a perfect passer rating... Started at left tackle in a Thanksgiving Day win at DAL [11/22], helping Griffin III become the first player in team history to throw four touchdown passes in consecutive games... Despite playing with a thigh bruise that significantly limited him during the week, started at left tackle in a win vs. NYG [12/3] on Monday Night Football and helped the Morris rush for a career-high 124 yards while also anchoring a unit that did not allow a sack... Started at left tackle and helped the Redskins rush for 172 yards in a win vs. BAL [12/9]... Started and blocked for Kirk Cousins' 329-yard starting debut in a win at CLE [12/16]... Started in a win at PHI [12/23]... Started and helped Morris to the single-season team record for rushing yardage with a 200-yard effort in a division-clinching win vs. DAL [12/30]... Started his first career postseason game in the NFC Wild Card Round vs. SEA [1/6].

2011 (REDSKINS)

Started 10 games at left tackle... Started at left tackle in a season-opening win vs. NYG [9/11]... Started at left tackle vs. ARI [9/18] and helped pave the way for a running attack that totaled 35 carries for 172 yards (4.9 avg.)... Started at left tackle at DAL [9/26] and helped protect quarterback Rex Grossman, who passed for 250 yards... Started at left tackle at STL [10/2] and blocked for a rushing attack that totaled 196 yards, a season high... Started at left tackle vs. PHI [10/16] before exiting with a knee injury... Was inactive at CAR [10/23] and at BUF [10/30]... Started at left tackle vs. SF [11/6] and at MIA [11/13]... Started at left tackle vs. DAL [11/20] and protected quarterback Rex Grossman, who passed for 292 yards and two touchdowns for a quarterback rating of 95.5... Started at left tackle at SEA [11/27] in a comeback road win. Blocked for Grossman, who passed for a season-high 314 yards, as well as running back Roy Helu, who rushed for 108 yards and a touchdown... Started at left tackle vs. NYJ [12/4], blocking for Helu, who rushed for more than 100 yards for the second consecutive game... Placed on Reserve/Suspended by Commissioner List on Dec. 6...

2010 (REDSKINS)

Appeared in 14 games, making 13 starts... Made his NFL debut at left tackle vs. DAL [9/12] and helped hold the Dallas defense to only one sack... Opened the game at left tackle vs. HOU [9/19] and helped provide protection for Donovan McNabb to throw for 426 yards... Declared inactive at STL [9/26] and at PHI [10/3] with a knee/toe injury... Started at left tackle vs. GB [10/10] and provided protection for Donovan McNabb to throw for 357 yards and one touchdown... Started at left tackle vs. IND [10/17] and opened holes for Ryan Torain to gain the first 100-yard rushing game of his career. Held defensive end Dwight Freeney without a sack... Started at left tackle at CHI [10/24]. Cleared the way for Ryan Torain to rush for 125 yards and average six yards per carry. Held Julius Peppers without a sack... Started at left tackle at DET [10/31]... Started at left tackle vs. PHI [11/15]. Opened holes for running back Keiland Williams to set career highs with 16 rushes for 89 yards (5.6 avg.) and two touchdowns. Provided protection for Donovan McNabb to complete 17-of-31 passing attempts for 295 yards and a season-high two touchdowns... Started at left tackle at TEN [11/21]. Provided protection for quarterback Donovan McNabb to complete 30-of-50 passing attempts for 376 yards and one touchdown... Started at left tackle vs. MIN [11/28]... Played at left tackle at NYG [12/5] and provided protection for quarterback Donovan McNabb to complete 26-of-44 passing attempts for 296 yards and one touchdown. Was limited by a shoulder injury... Started at left tackle vs. TB

[12/12]. Opened holes for running back Ryan Torain to set a career high with 172 yards on 24 carries (7.2 avg.), including 158 yards in the first half and 121 in the first quarter. Provided protection for Donovan McNabb to complete 22-of-35 passing attempts for 228 yards, two touchdowns and have a 100.7 passer rating... Started at left tackle at DAL [12/19] and provided protection for quarterback Rex Grossman to complete 25-of-43 passing attempts for 322 yards and a career-high four touchdowns... Opened the game at left tackle at JAX [12/26]... Started at left tackle vs. NYG [1/2]. Provided protection for quarterback Rex Grossman to complete 26-of-44 passing attempts for 336 yards and two touchdowns.

COLLEGE

Started 39-of-50 games during his Oklahoma career, including 12 at left tackle and 27 on the right side... Was named first-team All-American as a senior in 2009, a third-team All-American as a junior in 2008 and a second-team Freshman All-American in 2006... Also earned first-team All-America honors by The NFL Draft Report, American Football Coaches Association, Walter Camp Football Foundation, Associated Press, Dallas Morning News, Fort Worth Star-Telegram, Kansas City Star and Waco Herald Tribune as a senior... Earned consensus first-team All-Big 12 Conference honors after he shifted to left tackle in his final season and allowed just two quarterback sacks... Played in 11 games as a senior before sustaining a concussion. As the lone returning starter along the offensive line as a senior, the Sooners ranked 18th nationally in fewest sacks allowed per game (1.15)... As a junior, started all 14 games, the first contest at left tackle and the remaining 13 games at right tackle. Earned All-Big 12 first-team honors by the coaches, second-team honors from Dallas Morning News and San Antonio Express News and was an honorable mention selection by Associated Press as a junior. Allowed just a half-sack and two pressures in 517 pass plays while being penalized only twice. Instrumental member of an offensive line that helped Oklahoma finish third in the nation in passing (349.4 ypg), total offense (547.9 ypg) and fewest sacks allowed (0.93 spg), while leading the country in scoring (51.1 ppg)... As a sophomore, saw action in all 14 games and had seven starts at right tackle... Helped the Sooners rank fifth in the nation in scoring (42.3 ppg) and fewest sacks allowed (1.0 spg), while averaging 448.9 yards per game... As a freshman, played in 11 games at right tackle and moved into the starting lineup his final six contests... Part of the unit that led the Big 12 and finished 11th in the nation in fewest sacks allowed per game (1.2)... Paved the way for a Sooners rushing attack to average 177.1 yards per game, while the offense averaged 30.3 points, the 19th-best mark in the country.

PERSONAL

Ran a 4.88 40-yard dash at the NFL Combine and boasts a personal best time of 4.78 seconds. Attended Longview H.S., where he played with former Redskins Malcolm Kelly and Robert Henson... Honored in his hometown of Longview, Texas, with "Trent Williams Day" on May 12, 2010 to celebrate his selection in the NFL Draft... Was a unanimous first-team All-District selection as a senior... Earned first-team All-East Texas and second-team Texas all-state... Played in the Max Emfinger All-Star game... Was a second-team all-district 12-5A as a junior... Considered a three-star recruit by Rivals.com as he was rated the 28th-best offensive guard prospect in the nation and also placed 63rd on its Texas Top 100 squad... Parents are Freddie and Veronica Williams... Born July 19, 1988, in Longview, Texas.

YEAR-BY-YEAR STATS

GAMES/STARTS

Year	Team	G	GS
2010	Was	14	13
2011	Was	10	10
2012	Was	16	16
2013	Was	16	16
2014	Was	15	15
2015	Was	14	14
2016	Was	12	12
2017	Was	10	10
2018	Was	13	13
Career		120	119

POSTSEASON

Year	Team	G	GS
2012	Was	1	1
2015	Was	1	1
Career		2	2

PLAYER BIOS

2018 DRAFT PICKS

PLAYER BIOS

COLLEGE FREE AGENTS

PLAYER BIOS

RESERVE/INJURED

68

TYLER CATALINA

G**6-6 // 315****2nd NFL Season // Georgia****DOB: Jan. 24, 1993 // Wachusett Regional H.S. (Holden, Mass.)**

TRANSACTIONS

Originally entered the NFL with the Washington Redskins as a college free agent on May 4, 2017... Waived by the Redskins on November 11, 2017... Signed with the Redskins on November 16, 2017.

YEAR-BY-YEAR

2017 (REDSKINS)

College free agent who earned a spot on the opening roster, appearing in seven games with two starts... Inactive in Weeks 1-4... Active but did not play vs. SF (10/15)... Inactive with a concussion at PHI (10/23)... Made NFL debut in a start at right guard vs. DAL (10/29)... Started at right guard in a comeback win at SEA (11/5)... Waived prior to Week 10 but re-joined the team in Week 11... Contributed offensively at NO (11/19)... Played on offense and special teams in a Thanksgiving night win vs. NYG (11/23)... Contributed on offense and special teams at DAL (11/30)... Active but did not play at LAC (12/10)... Played on offense and special teams in a win vs. ARI (12/17)... Active but did not play in a win vs. DEN (12/24)... Played the majority of the game at NYG (12/31) at left tackle following an injury to Ty Nsekhe.

COLLEGE

Played collegiately at Georgia in 2016 after spending the 2013-15 seasons at Rhode Island... Appeared in all 13 games, starting in 12 at left tackle, for Georgia in 2016... Started all 11 games at left tackle for Rhode Island as a junior team captain in 2015, earning second-team All-CAA honors... Started all 10 games in which he appeared at left tackle in 2014. Garnered third-team all-conference honors as part of an offensive line that allowed just 22 sacks all season... Started all 12 games at right tackle as a freshman in 2013.

PERSONAL

Attended Wachusett Regional H.S. in Holden, Mass., where he helped lead his team to state championships in 2010 and 2011... Was a Worcester Telegram & Gazette first-team selection... Shrine Chowder Bowl All-Star game participant... Also participated in baseball, basketball, track and field and golf... Earned his bachelor's degree from Rhode Island in sociology and pursued his graduate degree in adult education at Georgia... Son of Tony and Kim Catalina... Born Jan. 24, 1993.

COMMUNITY

In 2017, guided students from Dreams for Kids DC through football drills, visited Finance Park for an in-person financial literacy simulation with eighth grade students from Thomas Pullen Performing Arts Academy, and packaged weekend bags for Prince George's County Elementary School students at the Capital Area Food Bank.

YEAR-BY-YEAR STATS

GAMES/STARTS

Year	Team	G	GS
2017	Was	7	2
Career		7	2

19

ROBERT DAVIS

WR**6-3 // 212****1st NFL Season // Georgia State****DOB: April 2, 1995 // Northside H.S. (Warner Robins, Ga.)**

TRANSACTIONS

Originally selected by the Washington Redskins in the sixth round (209th overall) of the 2017 NFL Draft... Waived by the Redskins on September 2, 2017... Signed to Redskins' practice squad on September 3, 2017... Signed to the Redskins' active roster from the practice squad on December 4, 2017.

YEAR-BY-YEAR

2017 (REDSKINS)

Spent the first 13 weeks of the season on the team's practice squad... Signed to the active roster on Dec. 4... Inactive at LAC (12/10) and vs. ARI (12/17)... Made NFL debut in win vs. DEN (12/24)... Inactive at NYG (12/31).

COLLEGE

Played collegiately at Georgia State from 2013-16, becoming the second NFL draft pick in program history (Ulrick John, 2014)... Finished career as Georgia State's career leader in receptions (222) and receiving yards (3,391) in 49 career games, becoming the first three-time all-conference selection in Georgia State annals. Finished his career second to only T.Y. Hilton in career receiving yards in Sun Belt Conference history... Caught 67 passes for 968 yards with five touchdowns as a senior in 2016, picking up first-team All-Sun Belt honors... Garnered first-team all-conference honors as a junior in 2015 after posting 61 receptions for 980 yards with six touchdowns... Collected 50 receptions for 732 yards and two touchdowns in 2014, getting an honorable mention all-conference nod... As a freshman in 2013, was his team's second-leading receiver with 44 catches for 711 yards and four touchdowns.

PERSONAL

Attended Northside H.S. in Warner Robins, Ga., where his contributions as a blocker were key for the Eagles' triple-option attack... Caught just 11 passes his senior season while playing in a run-dominated offense but earned team awards for leadership and hustle... Was also a standout basketball player... Majored in kinesiology... Son of Robert and Mizell Davis... Cousin of NFL linebacker Thomas Davis... Born April 2, 1995.

COMMUNITY

In 2017, guided students from Dreams for Kids DC through football drills, visited Finance Park for an in-person financial literacy simulation with eighth grade students from Thomas Pullen Performing Arts Academy, and packaged weekend bags for Prince George's County Elementary School students at the Capital Area Food Bank.

YEAR-BY-YEAR STATS

RECEIVING

Year	Team	GP	GS	Rec	Yds	Avg	Lg	TD
2017	Was	1	0	0	0	-	-	0
Career		1	0	0	0	-	-	0

82

MANASSEH GARNER

TE**6-2 // 240****1st NFL Season // Pittsburgh****DOB: March 11, 1992 // Brashear H.S. (Pittsburgh, Pa.)**

TRANSACTIONS

Originally entered the NFL with the Kansas City Chiefs as a college free agent on May 11, 2015... Waived by the Chiefs on May 19, 2015... Signed with the Cleveland Browns on August 9, 2015... Waived by the Browns on August 22, 2015... Signed to the Buffalo Bills' practice squad on December 30, 2015... Signed with the Denver Broncos on January 13, 2016... Waived by the Broncos on July 28, 2016... Signed by the Broncos on August 19, 2016... Waived by the Broncos on August 29, 2016... Signed to the Bills' practice squad on October 5, 2016... Signed to the Bills' active roster on October 21, 2016... Waived by the Bills on October 28, 2016... Signed to the Bills' practice squad on October 31, 2016... Signed with the Washington Redskins on May 15, 2017... Waived by the Redskins on September 2, 2017... Signed to Redskins' practice squad on September 3, 2017... Signed to the Redskins' active roster on December 27, 2017.

YEAR-BY-YEAR

2017 (REDSKINS)

Waived during final cuts and spent the first 16 weeks on the team's practice squad... Promoted to the team's active roster in Week 17... Active but did not play at NYG (12/31).

2016 (BRONCOS/BILLS)

Completed two different stints with the Broncos in the offseason and preseason... Returned to the Bills' practice squad after being waived by Denver... Signed to the Bills' practice squad on Oct. 5. Spent Week 7 on the team's active roster and was active but did not play at MIA (10/23).

2015 (CHIEFS/BROWNS/BILLS)

Entered the league with the Chiefs as a college free agent but was waived during the offseason... Spent a portion of training camp on the Cleveland Browns and spent the season on the Bills' practice squad.

COLLEGE

Played collegiately at Pittsburgh after starting his career at Wisconsin... Appeared in 23 games with 14 starts at wide receiver, H-Back and tight end at Pittsburgh. Played 20 games at Wisconsin... Totaled 52 catches for 637 yards (12.3 avg.) with five touchdowns in his 43 collegiate games... Caught 17 passes for 201 yards (11.8 avg.) with two touchdowns as a senior at Pitt... Hauled in 33 passes for 391 yards (11.8 avg.) with three touchdowns as a junior... Sat out the 2012 season per NCAA transfer rules... Saw time at defensive end, wide receiver and on special teams in his two seasons at Wisconsin. Totaled 10 tackles as a sophomore and added two catches for 45 yards (22.5 avg.).

PERSONAL

Attended Brashear H.S. in Pittsburgh, Pa., where he was named All-State Class AAA by the Pennsylvania Sports Writers as a senior all-purpose player... Selected as the Pittsburgh Post-Gazette's City League Player of the Year... Totaled 83 receptions for 1,267 yards (15.3 avg.) and 21 touchdowns while adding 149 tackles, 10 sacks and four interceptions on defense... Majored in social sciences... First name pronounced "muh-NESS-uh"... Son of Marcellus and Mechella Garner. Has two sisters and one brother, and his cousin, Justin King, played at Penn State and was a 2008 fourth-round draft pick of the St. Louis Rams... Born March 11, 1992.

29

DERRIUS GUICE

RB**5-11 // 225**
Rookie // LSU**DOB: June 21, 1997 // Catholic H.S. (Baton Rouge, La.)**

TRANSACTIONS

Originally selected by the Washington Redskins in the second round (59th overall) of the 2018 NFL Draft.

COLLEGE

Played collegiately at LSU, appearing in 36 career games with 17 starts from 2015-17... Accrued 3,074 career rushing yards and 29 rushing touchdowns on 471 carries in addition to contributing 32 receptions for 250 yards and three receiving touchdowns... His 3,074 career rushing yards ranked fifth in school history... 6.53 yards-per-carry average ranked second all-time in SEC history behind Auburn's Bo Jackson (6.62)... Rushed for 100 or more yards in a game 12 times, helping his team to a 12-0 record in those contests... In 2017, earned second-team All-SEC honors from the league's coaches and media after rushing for 1,251 yards with 11 touchdowns on 237 carries. Eclipsed 100 rushing yards in five games, including a season-high 276 yards in a win at Ole Miss... Led the SEC in rushing yardage (1,387) as a sophomore in 2016 despite only starting six of the 12 games in which he appeared. Garnered first-team All-SEC honors at running back in addition to earning a second-team all-purpose selection from the league's coaches... Played in 12 games as a freshman in 2015, contributing 436 rushing yards and three rushing touchdowns on 51 carries.

PERSONAL

Attended Catholic H.S. in Baton Rouge, La., where he rushed for 1,341 yards and 21 rushing touchdowns in addition to contributing 617 receiving yards and eight receiving touchdowns as a senior... Selected to the 5A all-state and all-metro teams after rushing for 1,101 yards and 11 touchdowns as a junior... Helped lead his team to a 9-2 record and district championship in 2014... Played in the US Army All-American game and was named MVP after racking up a record 153 receiving yards and two touchdowns on just two receptions in the contest, including touchdown grabs of 61 yards and a game-record 92 yards... Member of The Baton Rouge Advocate's 2015 Super Dozen... Was a Warrick Dunn Award Finalist... Rated as a five-star prospect and the nation's No. 2 running back by Rivals.com... Majored in sport administration... Son of Beulah Guice... Last name pronounced "GICE" (rhymes with "dice")... Born June 21, 1997.

60

ARIE KOUANDJIO

G**6-5 // 316****4th NFL Season // Alabama****DOB: April 23, 1992 // DeMatha Catholic H.S. (Hyattsville, Md.)**

TRANSACTIONS

Originally selected by the Washington Redskins in the fourth round (112th overall) of the 2015 NFL Draft... Waived by the Redskins on September 2, 2017... Signed to the Baltimore Ravens' practice squad on September 19, 2017... Signed to the Redskins' active roster from the Ravens' practice squad on October 28, 2017.

PRO

Enters 2018 having previously appeared in 16 games with eight starts in his first three seasons from 2015-17.

YEAR-BY-YEAR

2017 (RAVENS/REDSKINS)

Waived by the Redskins during final cuts... Spent six weeks on the Ravens' practice squad until returning to the Redskins in Week 8... Played on offense and special teams vs. DAL (10/29) a day after returning to the team... Started at left guard in a comeback win at SEA (11/5)... Inactive vs. MIN (11/12)... Inactive at NO (11/19)... Started at left guard in a Thanksgiving night win vs. NYG (11/23)... Played on offense and special teams at DAL (11/30)... Started at left guard at LAC (12/10)... Started at left guard in a win vs. ARI (12/17)... Started at left guard as the offense gained 386 yards in a win vs. DEN (12/24)... Started at left guard at NYG (12/31).

2016 (REDSKINS)

Played in five games with two starts... Inactive in Weeks 1-3... Made first career start at left guard in a win vs. CLE (10/2)... Active but did not play at BAL (10/9) and vs. PHI (10/16)... Played on offense and special teams at DET (10/23)... Inactive at CIN (10/30), vs. MIN (11/13), vs. GB (11/20) and at DAL (11/24)... Played on offense and special teams at ARI (12/4)... Started at left guard in a win at PHI (12/11)... Active but did not play vs. CAR (12/19)... Contributed on special teams in a win at CHI (12/24)... Active but did not play vs. NYG (1/1).

2015 (REDSKINS)

Appeared in three games as a rookie... Inactive vs. MIA (9/13), vs. STL (9/20) and at NYG (9/24)... Made NFL debut on special teams vs. PHI (10/4)... Inactive at ATL (10/11)... Active but did not play at NYJ (10/18)... Contributed on special teams vs. TB (10/25)... Played on offense and special teams at NE (11/8)... Inactive vs. NO (11/15), at CAR (11/22), vs. NYG (11/29), vs. DAL (12/7), at CHI (12/13), vs. BUF (12/20) and at PHI (12/26)... Active but did not play at DAL (1/3)... Inactive for NFC Wild Card Round vs. GB (1/10).

COLLEGE

Played collegiately at Alabama from 2010-14, appearing in 40 games with 27 starts and helping the Crimson Tide to two SEC championship titles and two BCS National Championships... Started all 14 games as a senior in 2014, earning first-team All-SEC and second-team All-American honors from the Associated Press. Also earned first-team All-SEC honors from the league's coaches... As a junior in 2013, started all 13 games at left guard, blocking for an offense that produced Alabama's second-highest total yardage figure in a single season in school history... Appeared in 11 games as a sophomore in 2012... Played in two games prior to injury as a redshirt freshman in 2011... Redshirted in 2010.

PERSONAL

Attended DeMatha Catholic H.S. in Hyattsville, Md., less than 10 miles from FedExField... Was a U.S. Army All-American in high school, ranking as the No. 13 offensive tackle in the nation by Rivals.com and 117th overall prospect as a four-star recruit in the Rivals250... Ranked second in the Rivals.com Maryland Postseason Top 20... Brother, Cyrus, played at Alabama from 2011-13 and was drafted by the Buffalo Bills in the 2014 NFL Draft... Son of Jean-Claude and Georgette Kouandjio... Emigrated from Cameroon in 1999 and was naturalized as a U.S. citizen at a ceremony at the Department of Labor in September 2016... Name pronounced "R-ree" "KWAN-joe"... Born April 23, 1992.

COMMUNITY

D.C.-area native has been extremely active in the community since returning to the region in 2015... In 2016, supported local teenage boys and girls experiencing traumatic circumstances with their families at the Burgundy and Gold Banquet, played alongside fans to benefit children in the second annual Redskins Charity Golf Classic, hosted a pep rally in honor of Ardmore Elementary's first-place finish in the Redskins Read program, supported children and teens with lost or missing family members in the military at the Salute to the Yellow Ribbons United Playfield in the Park event, taught children the importance of exercising for 60 minutes a day at a Redskins Salute to Play 60 event at Joint Base Anacostia Bolling, highlighted the importance of Breast Cancer Awareness at the third annual Friday Night Lights game at W.T. Woodson H.S. in Fairfax, Va., brought joy to 31 area women battling breast cancer at the team's annual All-Star Survivors Celebration, participated in the annual Friday Night Lights program at local high schools as part of USAA's Salute to Service, participated in several team-building and cognitive development exercises with 100 students at a Redskins FITT event at Jefferson Middle School in Southwest D.C., read to students as they were prompted to select books delivered by the Redskins at Savoy Elementary in Washington, D.C., and welcomed 200 elementary school kids into the Redskins locker room at FedExField to meet Santa and take home toys for Christmas at Skins Santa Shoppe... In 2015, paid tribute to active duty members as well as veterans of the armed forces while touring Quantico Marine Base in Prince William County, Va., visited active-duty service members and Wounded Warriors at the USD Warrior and Family Center in Bethesda, Md., assembled care packages for domestic violence victims at the Fear 2 Freedom event, distributed hats and coats as part of the Share the Warmth event presented by Macy's, welcomed 1,100 children into the Redskins locker room at FedExField at Skins Santa Shoppe, spoke with students about leading active lives and making healthy choices at Roosevelt High School, and visited his former elementary school in Beltsville, Md., to promote reading among fourth- and fifth-grade students.

YEAR-BY-YEAR STATS

GAMES/STARTS

Year	Team	G	GS
2015	Was	3	0
2016	Was	5	2
2017	Was	8	6
Career		16	8

38

JOSHUA HOLSEY

CB**5-11 // 195****2nd NFL Season // Auburn****DOB: June 25, 1994 // Creekside H.S. (Fairburn, Ga.)**

TRANSACTIONS

Originally selected by the Washington Redskins in the seventh round (235th overall) of the 2017 NFL Draft.

YEAR-BY-YEAR

2017 (REDSKINS)

Appeared in 12 games as a rookie, contributing primarily on special teams... Inactive in Weeks 1-4... Made NFL debut on defense and special teams in a win vs. SF (10/15)... Recovered a fumble on special teams at PHI (10/23)... Played on special teams vs. DAL (10/29)... Contributed on special teams in a win at SEA (11/5)... Played on special teams vs. MIN (11/12) and at NO (11/19)... Contributed on special teams in a Thanksgiving night win vs. NYG (11/23)... Played on special teams at DAL (11/30) and at LAC (12/10)... Contributed on special teams in wins vs. ARI (12/17) and vs. DEN (12/24)... Played on special teams at NYG (12/31).

COLLEGE

Played collegiately at Auburn from 2012-16, appearing in 44 career games with 31 starts... Finished career with 118 tackles (96 solo), 19 passes defended, four interceptions and 3.5 tackles for loss... Played in 12 games in 2016, contributing 30 tackles (27 solo) and a career high in passes defended (10) and interceptions (three)... Redshirted in 2015 after being limited to two games by an ACL injury... Started seven of the 12 games in which he played in 2014, recording a career-best 41 tackles (36) solo... Started six games at safety in 2013, notching 17 tackles (11 solo) and a pick... Earned a starting position at corner in six games as a true freshman in 2012, making 30 tackles (22 solo) and breaking up six passes.

PERSONAL

Attended Creekside H.S. in Fairburn, Ga., where he was named to the first-team Class AAAA all-state as a senior by the Georgia Sports Writers Association... Recorded 73 tackles, intercepted five passes (returning two for touchdowns) and forced two fumbles on defense while rushing for 265 yards and three touchdowns on 15 carries and catching 32 passes for 656 yards and seven touchdowns on offense as a senior... Rated as a four-star recruit by ESPN, Scout.com and Rivals.com... Participated in the 2012 Under Armour All-American Game... Earned his bachelor's degree in public administration in May 2016 and was selected by the Redskins while working toward a Master's degree... Son of Johnathon Holsey and Marilyn Davis... Born June 25, 1994.

YEAR-BY-YEAR STATS

DEFENSE

Year	Team	G	GS	Tack	Solo	Sack	INT	PD
2017	Was	12	0	0	0	0	0	0
Career		12	0	0	0	0	0	0

*Tackle stats according to STATS, LLC

CAM SIMS

89



WR

6-5 // 214

Rookie // Alabama

DOB: Jan. 6, 1996 // Ouachita Parish H.S. (Monroe, La.)

TRANSACTIONS

Originally entered the NFL with the Washington Redskins as a college free agent on May 2, 2018.

YEAR-BY-YEAR

2018 (REDSKINS)

Made NFL debut and appeared on special teams before leaving game due to an ankle injury in win at ARI (9/9)...

COLLEGE

Played collegiately at Alabama from 2014-17, appearing in 53 games for the Crimson Tide. Caught 41 career passes for 467 yards with two touchdowns... Totaled 14 catches for 207 yards and a touchdown in Alabama's national championship season in 2017... Recorded 14 receptions for 152 yards as a junior in 2016... Helped the Tide to a national championship as a sophomore in 2015, catching six passes for 46 yards in 13 games... Played in 12 games as a freshman, catching seven passes for 46 yards, including a four-yard touchdown reception.

PERSONAL

Attended Ouachita Parish H.S. in Monroe, La., where he was a Louisiana Sports Writers Association 5A All-State honorable mention selection in both 2012 and 2013... Caught 39 passes for 948 yards and eight touchdowns as a junior in 2012, averaging 24.3 yards per catch... Was a consensus four-star prospect... Participated in the Under Armour All-American Game... Son of Chastity Butler. Has one daughter, Kameryn... Born Jan. 6, 1996.

YEAR-BY-YEAR STATS

RECEIVING

Year	Team	GP	GS	Rec	Yds	Avg	Lg	TD
2018	Was	1	0	0	0	0.0	0	0
Career		1	0	0	0	0.0	0	0

20

ROB KELLEY

RB**6-0 // 229****3rd NFL Season // Tulane****DOB: Oct. 3, 1992 // O. Perry Walker H.S. (New Orleans, La.)**

TRANSACTIONS

Originally entered the NFL with the Washington Redskins as a college free agent on May 6, 2016.

PRO

Enters 2018 having previously appeared in 22 career games with 16 starts... Rushed 230 times for 898 yards and nine rushing touchdowns while catching 16 passes for 100 yards and a receiving touchdown in his first two NFL seasons.

YEAR-BY-YEAR

2018 (REDSKINS)

Rushed one time for one yard vs. IND [9/16]... Rushed three times for seven yards in win at ARI [9/9]...

2017 (REDSKINS)

Rushed 62 times for 194 yards with three rushing touchdowns and caught four passes for 18 yards despite being limited by injury to seven games (all starts)... Gained 30 yards on 10 carries vs. PHI [9/10]... Recorded a team-high 78 rushing yards on 12 carries in a win at LAR [9/17] prior to exiting the game with an injury in the second quarter. Rushed for 63 yards in the first quarter, the most first-quarter rushing yards by a Redskins running back since Alfred Morris [70] in Week 14 of the 2012 season vs. Baltimore... Inactive with a rib injury vs. OAK [9/24]... Gained 23 yards on seven carries despite being limited by rib and ankle injuries at KC [10/2]... Inactive with an ankle injury vs. SF [10/15]... Returned to action with seven carries for 16 yards and two receptions for 14 yards at PHI [10/23]... Gained 19 yards on eight carries and scored his first rushing touchdown of the season vs. DAL [10/29]... Rushed 14 times for 18 yards including two one-yard touchdown runs in a comeback win at SEA [11/5]. The multi-touchdown game was the second of his career and his first since Week 11 of the 2016 season vs. Green Bay... Rushed four times for 10 yards and caught two passes for four yards vs. MIN [11/12] before exiting the game with knee and ankle injuries... Placed on Reserve/Injured list on Oct. 14.

2016 (REDSKINS)

Appeared in 15 games with nine starts after making the roster as an undrafted free agent. Led the Redskins in rushing attempts (168), rushing yards (704) and rushing touchdowns (six) while also adding 12 catches for 82 yards and a receiving touchdown... Active but did not play vs. PIT [9/12]... Made NFL debut on special teams vs. DAL [9/18]... Rushed four times for seven yards in a win at NYG [9/25]... Gained four yards on one carry in a win vs. CLE [10/2]... Rushed three times for 18 yards in a win at BAL [10/9]... Gained 59 yards on five carries in a win vs. PHI [10/16]. His 45-yard run in the game was the longest by a Redskins rookie since Robert Griffin III's 46-yard run against the New York Giants on Dec. 3, 2012... Rushed four times for 15 yards and caught a one-yard touchdown pass at DET [10/23]. Became the first Redskins rookie back to score his first career touchdown via reception since fullback Darrel Young vs. Philadelphia on Nov. 15, 2010... Recorded then-career highs in rushing attempts (21), rushing yards (87) and rushing touchdowns (one) in his first career start in a tie against CIN [10/30] in London... Set then-career highs with 22 carries for 97 rushing yards in a win vs. MIN [11/13]... Recorded career highs in rushing at-

tempts (24), rushing yards (137) and tied a team record with three rushing touchdowns in a win vs. GB [11/20], earning FedEx NFL Ground Player of the Week honors. His performance marked the 25th time a member of the Redskins has recorded three rushing touchdowns in a single game and the first since Darrel Young on Nov. 3, 2013. Became the first Redskins rookie to rush for three touchdowns since Alfred Morris on Dec. 30, 2012, coincidentally the team's last victory on Sunday Night Football. Helped seal the game with a 66-yard run, the team's longest run from scrimmage since a 76-yard rush by Robert Griffin III on Oct. 14, 2012. It also marked the longest run by a Redskins rookie since that same Griffin run. Helped the Redskins finish with two 100-yard receivers (Pierre Garçon and Jamison Crowder) and a 100-yard rusher (Kelley) in a single game for the first time since Sept. 12, 1999 vs. Dallas [Michael Westbrook, Albert Connell and Stephen Davis]... Gained 37 yards on 14 carries at DAL [11/24]... Rushed 14 times for 63 yards at ARI [12/4]... Rushed 16 times for 63 yards with a 22-yard touchdown at PHI [12/11] and added two catches for 25 yards. His 22-yard rushing touchdown was the longest rushing touchdown by the member of the Redskins since a 39-yard touchdown run by Matt Jones in Week 2 of the 2015 season... Gained eight yards on nine carries with a touchdown and recorded career highs in receptions (four) and receiving yards (47) vs. CAR [12/19]. Recorded his sixth rushing touchdown of the season on a five-yard touchdown run, tying Andy Farkas (six in 1938) for fifth-most by a rookie in franchise history... Rushed 19 times for 76 yards in a win at CHI [12/24]... Gained 33 yards on 12 carries vs. NYG [1/1].

COLLEGE

Played collegiately at Tulane from 2011-15, appearing in 50 career games with 12 starts... Recorded 318 career rushing attempts for 1,295 yards with six rushing touchdowns in addition to catching 86 career passes for 727 yards with six receiving touchdowns... As a senior in 2015, rushed 65 times for 252 yards and one touchdown in 12 games with six starts. Also gained 33 yards on six receptions with a receiving touchdown... Redshirted in 2014... Played in all 13 games with two starts as a junior in 2013, finishing second on the team in rushing attempts (98), rushing yards (420) and rushing touchdowns (three). Added 18 receptions for 176 yards with one receiving touchdown... Saw action in all 12 games with four starts as a sophomore, gaining 286 yards on 81 carries and catching 46 passes for 340 yards with four receiving touchdowns... Played in all 13 games as a true freshman, setting Tulane single-season records in kick returns (64) and kick return yardage (1,305). Also gained 332 rushing yards on 74 carries with two rushing touchdowns and added 16 receptions for 178 receiving yards.

PERSONAL

Attended O. Perry Walker H.S. in New Orleans, where he ran 404 times for 2,347 yards with 25 touchdowns and recorded 28 receptions for 242 yards with three receiving touchdowns during his prep career... Named first-team All-District 10-4A as a junior and senior... As a senior, named honorable-mention all-state and first-team all-metro after running for 947 yards and 10 touchdowns despite being plagued by a back injury... Ran for 1,400 yards and 15 touchdowns while catching 18 passes for 156 yards and a score as a junior en route to earning first-team all-state honors... Majored in homeland security... Son of Robert Thompson

20 | ROB KELLEY

and Darriel Kelley. Has one brother, Fred, and four sisters: Johnqul, Kevijon, Yonnie and Nigal... Full name: Robert John Kelley... Born Oct. 3, 1992, in New Orleans.

COMMUNITY

In 2016, participated in recess events alongside 200 students from various D.C. schools at a Play 60 event, played alongside fans to benefit children in the second annual Redskins Charity Golf Classic, read class favorites to middle school students and also served as a judge for a touchdown dance competition at Raymond Education Campus in Washington, D.C., and participated in a financial literacy course hosted by eighth grade students at Kenmoor Middle School at Junior Achievement's Finance Park in Hyattsville, Md.

YEAR-BY-YEAR STATS

RUSHING

Year	Team	GP	GS	Att	Yds	Avg	Lg	TD
2016	Was	15	9	168	704	4.2	66	6
2017	Was	7	7	62	194	3.1	21	3
2018	Was	2	0	4	8	2.0	6	0
Career		24	16	234	906	3.9	66	9

RECEIVING

Year	Team	GP	GS	Rec	Yds	Avg	Lg	TD
2016	Was	15	9	12	82	6.8	22	1
2017	Was	7	7	4	18	4.5	9	0
2018	Was	2	0	0	0	0	0	0
Career		23	16	16	100	6.3	22	1

KICK RETURN

Year	Team	KR	Yds	Avg	Lg	TD
2017	Was	1	16	16.0	16	0
Career		1	16	16.0	16	0

CAREER HIGHS

SINGLE-GAME

Carries:	24, vs. Green Bay (11/20/16)
Rushing Yards:	137, vs. Green Bay (11/20/16)
Long (Rushing):	66, vs. Green Bay (11/20/16)
Rushing TD:	3, vs. Green Bay (11/20/16)
Receptions:	4, vs. Carolina (12/19/16)
Receiving Yards:	47, vs. Carolina (12/19/16)
Receiving TD:	1, at Detroit (10/23/16)

30

TROY APKE

S**6-1 // 200****Rookie // Penn State****DOB: April 11, 1995 // Mt. Lebanon H.S. (Pittsburgh, Pa.)**

TRANSACTIONS

Originally selected by the Washington Redskins in the fourth round (109th overall) of the 2018 NFL Draft.

YEAR-BY-YEAR

2018 (REDSKINS)

Made NFL debut and contributed on special teams with one solo tackle in a win at ARI [9/9]... Inactive in Weeks 2-7... Contributed on special teams in a win at NYG [10/28]...

COLLEGE

Played collegiately at Penn State from 2014-17, appearing in 44 career games and compiling 111 tackles (63 solo), six pass breakups, 3.0 tackles for loss, two interceptions and a forced fumble... Appeared in 14 games with 13 starts as a senior, collecting 55 tackles (36 solo), five pass breakups and an interception en route to honorable mention All-Big Ten honors... Appeared in 14 games as a junior, recording 28 tackles (11 solo) and an interception... As a sophomore in 2015, played in 13 games and was a key contributor on special teams in addition to posting 26 tackles (14 solo) and a pass breakup on defense... Played in six games as a freshman, participating on all special teams units.

PERSONAL

Attended Mt. Lebanon H.S. in Pittsburgh, where he was a three-year letterman and earned first-team Class AAAA all-state and All-Southeastern Conference honors as a wide receiver before transitioning to safety at the start of his college career... Recorded 40 catches for 728 yards and seven receiving touchdowns as a senior... Garnered second-team Class AAAA all-state, first-team all-conference and Pittsburgh Post-Gazette South Fab 22 honors as a junior after setting school records for receiving yards (1,048) and receiving touchdowns (13) in a season on just 45 catches... Was a standout for the track and field team and lettered once in basketball... Won the WPIAL 100-meter title as a senior [10.81] and finished fifth at the 2014 PIAA Class AAAA Track and Field Championships... Helped the 4x100 relay team advance to the state championships as a junior and senior. Named MVP of the NFLPA Collegiate Bowl after posting seven tackles, forcing a fumble and grabbing an interception... Ran the fourth-fastest 40-yard dash at the 2018 NFL Scouting Combine, only two-hundredths of a second off of times run by Parry Nickerson, Denzel Ward and Donte Jackson... Majored in criminology... Son of Steven and Susan Apke. His father and mother both attended the University of Pittsburgh and competed in football and track and field, respectively... Last name pronounced "app-KEY"... Born April 11, 1995.

YEAR-BY-YEAR STATS

DEFENSE

Year	Team	G	GS	Tack	Solo	Sack	INT	PD
2018	Was	2	0	0	0	0	0	0
Career		2	0	0	0	0	0	0

*Tackle stats according to STATS, LLC

75



BRANDON SCHERFF

G

6-5 // 315

4th NFL Season // Iowa

DOB: Dec. 26, 1991 // Denison (Iowa) H.S.

HONOR ROLL

Two-time Pro Bowl selection (2016-17 seasons)
2015 PFWA All-Rookie Team

TRANSACTIONS

Originally selected by the Washington Redskins in the first round (fifth overall) of the 2015 NFL Draft... Had fifth-year option exercised by the Redskins on April 16, 2018.

PRO

Former fifth overall pick who earned his first career Pro Bowl berth in 2016... Enters 2018 having previously started all 46 regular season games and one postseason game since being drafted... Was a PFWA All-Rookie performer in 2015.

YEAR-BY-YEAR

2018 (REDSKINS)

Started at right guard and helped execute 429 yards on offense in a win at ARI [9/9]... Started at right guard vs. IND [9/16]... Made start at right guard in a win vs. GB [9/23]... Started at right guard at NO [10/08]... Started at right guard and helped team rushed for 138 yards in a win vs. CAR [10/14]... Started at right guard in a win vs. DAL [10/21]... Started at right guard and assisted in Adrian Peterson's 64-yard touchdown run in a win at NYG [10/28]... Started at right guard vs. ATL [11/04]...

2017 (REDSKINS)

Started all 14 games in which he appeared, earning his second Pro Bowl selection... Started at right guard vs. PHI [9/10]... Started at right guard and helped the Redskins record the NFL's first 200-yard rushing game (229) of the 2017 season at LAR [9/17]... Started at right guard in a win vs. OAK [9/24], helping the Redskins to a 472-128 advantage in total yards, the team's largest differential in regular season play since Dec. 15, 1974... Started at right guard at KC [10/2], helping the Redskins post their first sack-free game of the season... Started at right guard and helped the offense to 419 yards in a win at SF [10/15]... Started at right guard at PHI [10/23], helping Kirk Cousins throw for 303 yards... Inactive with knee and back injuries vs. DAL [10/29]... Active but did not play at SEA [11/5] while still recovering from a knee injury... Started at right guard as Kirk Cousins threw for 327 yards vs. MIN [11/12]... Started at right guard and helped the Redskins produce both a 300-yard passer and 100-yard rusher at NO [11/19]... Started at right guard in a Thanksgiving win vs. NYG [11/23]... Started at right guard at DAL [11/30] and at LAC [12/10]... Started at right guard in a win vs. ARI [12/17]... Started at right guard as the offense gained 386 yards in a win vs. DEN [12/24]... Started at right guard at NYG [12/31].

2016 (REDSKINS)

Started all 16 games at right guard, joining Chris Samuels (2000-01) and Jon Jansen (1999-2000) as the only Redskins offensive linemen to open their careers by starting 16 games in each of their first two NFL seasons. Earned first career Pro Bowl selection... Part of an offensive line that led the Redskins to team records in total net yards (6,545), net passing yards (4,758) and yards per play (6.40) while allowing only 23 sacks, fourth-fewest in the NFL... Started at

right guard vs. PIT [9/12] and helped the Redskins hold the Steelers without a sack on 43 team pass attempts... Started at right guard vs. DAL [9/18], helping the offense post 432 yards of offense... Started at right guard in a win at NYG [9/25], contributing to a 403-yard effort... Started at right guard in wins vs. CLE [10/2] and at BAL [10/9]... Started at right guard in a win vs. PHI [10/16], guiding the offense to 230 rushing yards, its highest total since 2012... Started at right guard in a 413-yard offensive performance at DET [10/23]... Started at right guard in a tie against CIN [10/30] in London, helping the offense record 546 yards of offense, the team's largest offensive output since a 559-yard effort vs. Atlanta on Nov. 10, 1991... Started at right guard in a win vs. MIN [11/13]... Started at right guard in a win vs. GB [11/20], helping the Redskins post 515 total yards, the team's most in a non-overtime game since Week 11 of the 1991 season... Started at right guard at DAL [11/24], holding the Cowboys without a sack and helping the offense to consecutive 500-yard performances for the first time in team history... Started at right guard at ARI [12/4]... Started at right guard in a win at PHI [12/11]... Started at right guard and helped Kirk Cousins throw for 315 yards vs. CAR [12/19]... Started at right guard and helped the Redskins to 200-plus yards both on the ground and in the air in a win at CHI [12/24]... Started at right guard in season finale vs. NYG [1/1].

2015 (REDSKINS)

Started all 16 regular season games and one postseason game played by the organization, earning PFWA All-Rookie honors. Missed only one offensive snap on the year, exiting the field momentarily after losing his shoe... Became only the third rookie offensive lineman to start 16 games for Washington (Jon Jansen in 1999 and Chris Samuels in 2000)... Started at right guard in NFL debut and helped the Redskins rush for 161 yards vs. MIA [9/13]... Helped the Redskins post 182 rushing yards in a start at right guard vs. STL [9/20]... Started at right guard at NYG [9/24]... Started at right guard vs. PHI [10/4], helping the offense go 90 yards on its final drive for a come-from-behind victory... Started at right guard at ATL [10/11] and at NYJ [10/18]... Started at right guard in the largest comeback win (24 points) in team history vs. TB [10/25]... Started at right guard at NE [11/8]... Started at right guard vs. NO [11/15], blocking for the Redskins' first combined 300-yard passing game/200-yard rushing game since Super Bowl XXII... Started at right guard at CAR [11/22]... Started at right guard and helped Kirk Cousins throw for his fourth 300-yard game of the season in a win vs. NYG [11/29]... Started at right guard vs. DAL [12/7]... Started at right guard in a win at CHI [12/13]... Started at right guard for Cousins' team-record-setting sixth 300-yard passing game of the season in a win vs. BUF [12/20]... Started at right guard in a division-clinching win at PHI [12/26]... Started at right guard in regular season finale at DAL [1/3]... Started at right guard in NFC Wild Card Round vs. GB [1/10].

COLLEGE

Played collegiately at Iowa from 2011-14, appearing in 43 games with 36 starts after a redshirt year in 2010... Returned for his senior season in 2014 and started all 13 games, receiving the Outland Trophy, which is awarded annually to the nation's most outstanding interior lineman. Earned unanimous consensus All-American honors and was named first-team All-Big Ten for the second consecutive season. Also won the Rimington-Pace Offensive Lineman of the Year award in the Big Ten Conference... Started in all 13

games in which he appeared as a junior in 2013, earning second-team All-American honors from the Football Writers Association of America and earned first-team All-Big Ten honors from league coaches, Sporting News, Phil Steele and others... As a sophomore in 2012, started in all seven games in which he appeared and played every offensive snap in six games... Started in three of the 10 games in which he appeared as a freshman in 2011... Redshirted in 2010. Attended Denison (Iowa) H.S., where he was a five-sport athlete who competed in football, basketball, baseball, tennis and track and field... Played offensive and defensive lineman in his final two seasons after playing quarterback as a sophomore... Earned first team all-state honors on offense as a senior and was second team all-state on defense as a junior... Collected 31 solo tackles and 51 assists with 16 tackles for loss as a team captain as a senior. Recorded 200 receiving yards and five touchdown receptions at tight end as a junior a year after passing for 1,200 yards as a sophomore... Earned first team all-district, all-conference and all-state honors in baseball... Holds school shot put record and won state title in the event as a sophomore, while placing third as a freshman and second as a junior... Is an avid fisherman and hunter... Earned degree in Sports Studies and intends to be a coach following his playing career... Son of Cindy and Bob Scherff... Married to his wife, Jenni, with whom he welcomed his first son, Easton, in fall 2017... Born Dec. 26, 1991.

COMMUNITY

Active in the D.C. area since joining the Redskins in 2015... In 2017, brought joy to 31 area women battling breast cancer at the team's annual All-Star Survivors Celebration and also welcomed 200 elementary school kids into Redskins locker room at FedExField to meet Santa and take home toys for Christmas at Skins Santa Shoppe... In 2016, played alongside fans to benefit children in the second annual Redskins Charity Golf Classic, brought joy to 31 area women battling breast cancer at the team's annual All-Star Survivors Celebration, and welcomed 200 elementary school kids into the Redskins locker room at FedExField to meet Santa and take home toys for Christmas at Skins Santa Shoppe... In 2015, he attended Youth For Tomorrow's Burgundy & Gold Banquet to support local teenage boys and girls experiencing traumatic circumstances with their families, led elementary students through drills to promote physical fitness, healthy lifestyle habits and proper nutrition at the Fuel Up to Play 60 Mini-Combine, participated in a Marine Corps Quantico tour to experience Marine life while stationed on base, participated in the inaugural Redskins Charity Golf Classic to benefit children in the community, attended the Rookie Community Club's Military Appreciation BBQ to honor active duty service members and their families, assembled care packages for victims of domestic violence in collaboration with the Fear 2 Freedom and Rookie Community Club, and ate dinner with 31 women battling breast cancer at the All-Star Survivors Celebration.

YEAR-BY-YEAR STATS

GAMES/STARTS

Year	Team	G	GS
2015	Was	16	16
2016	Was	16	16
2017	Was	14	14
2018	Was	8	8
Career		54	54

POSTSEASON

Year	Team	G	GS
2015	Was	1	1

77



SHAWN LAUVAO

G

6-3 // 308

9th NFL Season // Arizona State

DOB: Oct. 26, 1987 // Farrington H.S. (Honolulu, Hawaii)

TRANSACTIONS

Originally selected by the Cleveland Browns in the third round (92nd overall) of the 2010 NFL Draft... Signed with the Washington Redskins as an unrestricted free agent on March 12, 2014... Re-signed with the Redskins on May 8, 2018.

PRO

Agreed to terms with the Redskins on the first day of free agency in 2014... Enters 2018 having previously appeared in 94 games with 85 starts.

YEAR-BY-YEAR

2018 (REDSKINS)

Started at left guard and helped the offense gain 429 yards in a win at ARI (9/9)... Started at left guard vs. IND (9/16)... Inactive in a win vs. GB (9/23)... Inactive in Weeks 3-6... returned from injury and started at left guard in a win vs. DAL (10/21)... Started at left guard in a win at NYG (10/28)... Started at left guard vs. ATL (11/04)...

2017 (REDSKINS)

Started all nine games in which he played... Started at left guard vs. PHI (9/10)... Started at left guard and helped the Redskins record the NFL's first 200-yard rushing game (229) of the 2017 season at LAR (9/17)... Started at left guard in a win vs. OAK (9/24), helping the Redskins to a 472-128 advantage in total yards, the team's largest differential in regular season play since Dec. 15, 1974... Started at left guard at KC (10/2), helping the Redskins post their first sack-free game of the season... Started at left guard and helped the offense to 419 yards in a win at SF (10/15)... Started at left guard at PHI (10/23), helping Kirk Cousins throw for 303 yards... Started at left guard vs. DAL (10/29)... Inactive at SEA (11/5) as the result of effects from a stinger... Started at left guard as Kirk Cousins threw for 327 yards vs. MIN (11/12)... Started at left guard and helped the Redskins produce both a 300-yard passer and 100-yard rusher at NO (11/19)... Placed on Reserve/Injured list with complications from a stinger in Week 12.

2016 (REDSKINS)

Started all 14 games in which he appeared... Part of an offensive line that led the Redskins to team records in total net yards (6,545), net passing yards (4,758) and yards per play (6.40) while allowing only 23 sacks, fourth-fewest in the NFL... Started at left guard vs. PIT (9/12) and helped the Redskins hold the Steelers without a sack on 43 team pass attempts... Started at left guard vs. DAL (9/18), helping the offense post 432 yards of offense... Started at left guard in a win at NYG (9/25), contributing to a 403-yard effort before exiting the game with an ankle injury... Inactive vs. CLE (10/2)... Returned to action in a win at BAL (10/9), starting at left guard... Started at left guard in a win vs. PHI (10/16), guiding the offense to 230 rushing yards, its highest total since 2012... Started at left guard in a 413-yard offensive performance at DET (10/23)... Started at left guard in a tie against CIN (10/30) in London, helping the offense record 546 yards of offense, the team's largest offensive output since a 559-yard effort vs. Atlanta on Nov. 10, 1991... Started at left guard in a win vs. MIN (11/13)... Started at left guard in a win vs. GB (11/20), helping the Redskins post 515 total

yards, the team's most in a non-overtime game since Week 11 of the 1991 season... Started at left guard at DAL (11/24), holding the Cowboys without a sack and helping the offense to consecutive 500-yard performances for the first time in team history... Started at left guard at ARI (12/4)... Inactive with a groin injury at PHI (12/11)... Started at left guard and helped Kirk Cousins throw for 315 yards vs. CAR (12/19)... Started at left guard and helped the Redskins to 200-plus yards both on the ground and in the air in a win at CHI (12/24)... Started at left guard in season finale vs. NYG (1/1).

2015 (REDSKINS)

Started three games before having his season prematurely ended by injury... Started at left guard and helped the Redskins rush for 161 yards vs. MIA (9/13)... Helped the Redskins post 182 rushing yards in a start at left guard vs. STL (9/20)... Started at left guard at NYG (9/24)... Placed on Reserve/Injured list on Sept. 29.

2014 (REDSKINS)

Started all 15 games in which he appeared in his debut season in Washington... Made his Redskins debut at HOU (9/7), starting at left guard... Started at left guard vs. JAX (9/14)... Started at left guard and blocked for Kirk Cousins' 427-yard passing day at PHI (9/21)... Inactive with a knee injury vs. NYG (9/25)... Returned and started at left guard vs. SEA (10/6)... Started at left guard at ARI (10/12)... Started at left guard in a comeback win vs. TEN (10/19)... Started at left guard in an overtime win at DAL (10/27), helping Colt McCoy and the Redskins to 409 total yards... Started at left guard at MIN (11/2) and vs. TB (11/16)... Started at left guard and helped Alfred Morris post 125 rushing yards at SF (11/23)... Started at left guard and helped protect for Colt McCoy's career-high 392 passing yards at IND (11/30)... Started at left guard vs. STL (12/7), at NYG (12/14), vs. PHI (12/20) and vs. DAL (12/28).

2013 (BROWNS)

Started 11 games at right guard, logging 741 offensive snaps... Inactive first four games after sustaining ankle injury at practice Aug. 5 and inactive Week 17 with a thigh injury... Missed his first NFL games since Oct. 24, 2010, snapping streaks of 42 consecutive games played and 32 consecutive starts... Made season debut vs. BUF (10/3) in 37-24 prime time win.

2012 (BROWNS)

Started all 16 games at right guard and did not miss an offensive snap... Part of a line that helped pave the way for Trent Richardson to rush for 950 yards, 11 touchdowns and 1,317 total yards from scrimmage - all of which were Browns rookie records.

2011 (BROWNS)

Started all 16 games at right guard... Part of an offensive line that led the way for 100-yard rushing performances by Chris Ogbonnaya (115 yards vs. JAX 11/20) and Peyton Hillis (112 yards at BAL 12/24).

2010 (BROWNS)

Appeared in 10 games with one start at right guard... Inactive for the first six contests with an ankle injury... Made NFL debut playing in a reserve role on offense at NO (10/24)... Made first NFL start at JAX (11/21).

YEAR-BY-YEAR STATS

GAMES/STARTS

Year	Team	G	GS
2010	Cle	10	1
2011	Cle	16	16
2012	Cle	16	16
2013	Cle	11	11
2014	Was	15	15
2015	Was	3	3
2016	Was	14	14
2017	Was	9	9
2018	Was	5	5
Career		97	88

COLLEGE

Appeared in 42 games at Arizona State from 2006-09, finishing his career with 33 consecutive starts... Saw action at both guard and tackle with 17 starts at left guard, 12 at left tackle and four at right tackle... Started all 12 games at left tackle as a senior and earned second-team All-Pac-10 honors... Served as a team captain and helped the Sun Devils reduce their number of sacks allowed from 34 in 2008 to 27 in 2009... Started the first eight games at left guard and the last four at right tackle en route to an honorable mention All-Pac-10 selection in 2008... Played in all 13 games, with nine starts as a sophomore... Appeared in five games as a redshirt freshman.

PERSONAL

Attended Farrington H.S. in Honolulu, Hawaii, where he was a two-time Scholar-Athlete of the Year... As a senior, earned first-team all-state honors... Was a two-time team captain... Selected to play in the Hawaii Classic All-Star football game and served as captain of the East team... Cousin, Saute Sapolu, played defensive end at ASU from 1985-88... Placed second in the Hawaii Strong Man Competition when he was 16 [16-18-year-old age bracket] and won the 2005 Hawaii Strongest Teen competition... Graduated with a degree in interdisciplinary studies... Full name: Shawn Sisifo Lauvao [pronounced luh-VOW]... Born Oct. 26, 1987 in Honolulu, Hawaii.

COMMUNITY

Has been active with the Washington Redskins Charitable Foundation and his teammates' initiatives since joining the team in 2014... In 2016, participated alongside guests at Ryan Kerrigan's Topgolf challenge to promote Kerrigan's Blitz for the Better Foundation and also distributed packaged food and turkeys to 2,500 families in need at the 14th annual Harvest Feast at FedExField... In 2015, visited Redskins Read Challenge winners from Roscoe R. Nix elementary school and also interacted with nearly 400 children who competed in drills and activities at the Play 60 Military Challenge at Fort Belvoir, Va... In his first year in Washington in 2014, participated in Robert Griffin III's Friday Night Lights camp for 300 boys and girls at Anacostia [D.C.] High School, served as a celebrity waiter at Ruth's Chris Steak House to benefit teammate Ryan Kerrigan's Blitz for the Better foundation, taught children the importance of exercising for 60 minutes a day at Andrews Air Force Base for the Redskins Salute to Play 60 event, encouraged students at Dumfries [Va.] Elementary to exercise for 60 minutes and read for 20 minutes every day, helped bring joy to 31 women battling breast cancer at the team's annual All-Star Survivors Celebration, reminded high school football players of the importance of pursuing an education and staying out of trouble at the Redskins 4th and Life forum, coached women through football drills at Redskins Park on WDW Ladies Night Out, participated in the Get the Ball Rolling Flag Football Experience with 120 middle school students at Redskins Park, visited pediatric patients at Georgetown Hospital in a full Rick James costume with teammates Alfred Morris and Darrel Young, helped raise \$10,000 and donated holiday food baskets for servicemen and women at the USO Turkeys for Troops event, distributed Thanksgiving food to 3,000 Prince George's County residents in need at the team's annual Harvest Feast, helped renovate Leckie Elementary School's library in Washington, D.C., and distributed winter coats and Redskins knit hats and scarves to more than 300 children from the Maryland, D.C. and Virginia areas at the Covered for the Holidays event.

10



PAUL RICHARDSON JR.

WR 6-0 // 170
5th NFL Season // Colorado

DOB: April 13, 1992 // Serra H.S. (Gardena, Calif.)

TRANSACTIONS

Originally selected by the Seattle Seahawks in the second round (45th overall) of the 2014 NFL Draft... Signed with the Washington Redskins as an unrestricted free agent on March 15, 2018.

PRO

Joined the Redskins early in free agency in the 2018 offseason... Enters 2018 having previously appeared in 47 career regular season games with 19 starts, recording 95 career receptions for 1,302 yards with eight receiving touchdowns for Seattle from 2014-17.

YEAR-BY-YEAR

2018 (REDSKINS)

Made Washington Redskins debut with four receptions for 22 yards in win at ARI (9/9)... Registered his 100th career reception with his first catch of the game and finished with four reception for 63 yards vs. IND (9/16)... Recorded his first touchdown as a Redskin on a 46-yard catch - second longest of his career - in a win vs. GB (9/23)... Hauled in four receptions for 50 yards at NO (10/08)... Recorded three receptions for 31 yards, rushed one time for 2 yards and scored one touchdown in a win vs. CAR (10/14)... Inactive in a win vs. DAL (10/21)... Caught two passes for 34 yards and rushed one time for seven yards in a win at NYG (10/28)... Gained 16 yards on two receptions vs. ATL (11/04)...

2017 (SEAHAWKS)

Recorded career highs in games played (16), starts (13), receptions (44), receiving yards (703) and receiving touchdowns (six)... His 16.0 yards-per-catch average in 2017 was the best by a member of the Seahawks among qualified players since Darrell Jackson in 2003 (16.7)... Scored first touchdown of the season on a nine-yard reception vs. SF (9/17)... Added another receiving touchdown a week later at TEN (9/24)... Caught two passes for 61 yards with a touchdown at NYG (10/22)... Had a career day vs. HOU (10/29), catching six passes for 105 yards and two touchdowns. The performance was the first 100-yard game and first multi-touchdown game of his career... Caught a 61-yard touchdown pass in the midst of a three-reception, 72-yard performance at JAX (12/10).

2016 (SEAHAWKS)

Played in 15 games, registering 21 catches for 288 yards with a touchdown... Ended the season with consecutive four-reception games in Week 16 vs. ARI (12/24) and Week 17 at SF (1/1). Scored on a five-yard reception against the Cardinals to tie the game in the fourth quarter.

2015 (SEAHAWKS)

Opened the season on the Physically Unable to Perform list while still rehabbing from a knee injury... Limited by injury to one game vs. ARI (11/15), catching one 40-yard pass in the contest.

2014 (SEAHAWKS)

Played in 15 games as a rookie, making six starts and catching 29 passes for 271 yards with one touchdown... Also served as one of the team's primary kick returners, averaging 23.5 yards on 16 kickoff returns... Made NFL debut vs.

GB (9/4) and earned his first career start at CAR (10/26)... Recorded his first career touchdown reception on a 10-yard pass from Russell Wilson vs. SF (12/14)... Caught five passes for 52 yards in a win at ARI (12/21) and added another five receptions for 60 yards in a win vs. STL (12/28)... Gained 21 yards on a reception in the NFC Divisional Round vs. CAR (1/10) prior to exiting the game with a knee injury and concluding the postseason on the team's Reserve/Injured list.

COLLEGE

Played collegiately at Colorado, where he departed ranking third in school history with 156 catches, ranking fifth with 2,412 receiving yards and second with 21 touchdown receptions... Established a school record with three 200-yard receiving performances, and his nine 100-yard games rank third in school annals... Set or tied 44 school marks... Among his 21 touchdown receptions were 11 of 50 or more yards... Appeared in 33 career games, starting 25.

PERSONAL

Transferred to Serra H.S. in Gardena, Calif., for his final prep season... Earned Prep Star and Super Prep All-American honors, the latter of which ranked him as the 26th-best receiver in the nation and 20th-best player in the Far West region... Caught 31 passes for 552 yards and seven touchdowns in 2009 as Serra claimed the state title with a 15-0 record... Attended Los Alamitos (Calif.) H.S. until the end of his junior season... Recorded 79 receptions for 1,396 yards and 21 touchdowns in two seasons at Los Alamitos... Majored in communications... His father, Paul Sr., played wide receiver at UCLA and was in camps in the National Football League with Philadelphia (played in one game with the Eagles in 1993), Oakland, Green Bay and the New York Jets... Born April 13, 1992.

YEAR-BY-YEAR STATS

RECEIVING

Year	Team	GP	GS	Rec	Yds	Avg	Lg	TD
2014	Sea	15	6	29	271	9.3	32	1
2015	Sea	1	0	1	40	40.0	40	0
2016	Sea	15	0	21	288	13.7	39	1
2017	Sea	16	13	44	703	16.0	61t	6
2018	Was	7	4	20	262	13.1	46t	2
Career		54	23	115	1564	13.6	61t	10

KICK RETURN

Year	Team	KR	Yds	Avg	Lg	TD
2014	Sea	16	376	23.5	47	0
2016	Sea	5	105	21.0	32	0
Career		21	481	22.9	47	0

ADDITIONAL

Rush: 1 att. for 5 yards in 2016, 2 att. for 9 yards in 2018

CAREER HIGHS

SINGLE-GAME

Receptions: 6, vs. Houston (10/29/17)
Receiving Yards: 105, vs. Houston (10/29/17)
Receiving TD: 2, vs. Houston (10/29/17)

72

GERON CHRISTIAN SR.

T**6-5 // 302****Rookie // Louisville****DOB: Sept. 10, 1996 // Trinity Catholic H.S. (Ocala, Fla.)**

TRANSACTIONS

Originally selected by the Washington Redskins in the third round (74th overall) of the 2018 NFL Draft.

YEAR-BY-YEAR

2018 (REDSKINS)

Inactive in Weeks 1-8... Made NFL debut and saw action at left and right tackle vs. ATL [11/04]... Contributed on offense in a win at TB [11/11]...

COLLEGE

Played collegiately at Louisville from 2015-17, starting all 39 games in which he appeared in his three seasons with the Cardinals... As a junior in 2017, started all 13 games and was an integral part in Louisville finishing third in the nation in total offense (544.9 yards per game) and 11th in the nation in scoring offense (38.1 points per game), ranking atop the ACC in both categories... In 2016, was a third-team All-ACC selection after starting all 13 games and helping quarterback Lamar Jackson become Louisville's first Heisman Trophy winner and the youngest in the award's history... Was also an honorable mention All-ACC honoree as a freshman in 2015 when he was the lone offensive lineman to start all 13 games for the Cardinals.

PERSONAL

Attended Trinity Catholic H.S. in Ocala, Fla., where he was a 3A all-state selection... Spent his first two years at Forest H.S. and his junior year at West Port H.S., both in Ocala... First-team Star-Banner all-county selection as a sophomore at Forest and was a second-team selection as a junior at West Port... Played tight end as a freshman at Forest and offensive line as junior at West Port... Averaged a double-double on the basketball court at Trinity Catholic, averaging 14 points per game and 13 rebounds per game... Son of Mary Ann Brown and Gerald Christian, Sr. His brother, Gerald Jr., played tight end at Louisville from 2013-14... First name pronounced "JARE-en"... Born Sept. 10, 1996.

YEAR-BY-YEAR STATS

GAMES/STARTS

Year	Team	G	GS
2018	Was	2	0
Career		2	0

CASEY DUNN

55



C

6-4 // 300
Rookie // Auburn

DOB: Oct. 11, 1994 // Hewitt-Trussville H.S. (Trussville, Ala.)

TRANSACTIONS

Originally entered the NFL with the Washington Redskins as a college free agent on May 14, 2018.

YEAR-BY-YEAR

2018 (REDSKINS)

Inactive in Weeks 1-2... Made career debut and contributed on special teams in a win vs. GB [9/23]... Active but did not play at NO [10/08]... Appeared on special teams in a win vs. CAR [10/14]... Inactive in Weeks 7-9...

COLLEGE

Finished his collegiate career at Auburn in 2017 after playing at Jacksonville State from 2014-16... Appeared in 48 career games... Appeared in 12 games for Auburn in 2017 as a graduate transfer, making nine starts at center and helping the Tigers rush for more than 218 yards per game... Was a two-year starter at center for Jacksonville State from 2015-16, earning first-team All-OVC and first-team All-America honors in both seasons... Played in 12 games in 2016, helping Jacksonville State average a conference-best 434.0 total yards per game and 250.6 rushing yards per game... Helped Jacksonville State advance to the FCS title game in 2015, starting all 15 games and helping the Gamecocks to school records in total yards (7,613) and rushing yards (4,511)... Played in four games in 2014 after appearing in five games as a true freshman in 2013.

PERSONAL

Attended Hewitt-Trussville H.S. in Trussville, Ala., where he was named all-metro as a senior team captain in 2012... Helped lead the Huskies to the second round of the state playoffs in 2009... Earned bachelor's degree from Jacksonville State in industrial leadership and also pursued a graduate degree in community planning at Auburn... Son of Charles and Deitra Dunn... Born Oct. 11, 1994.

YEAR-BY-YEAR STATS

GAMES/STARTS

Year	Team	G	GS
2018	Was	2	0
Career		2	0

39

KENNY LADLER

DB**6-1 // 200****2nd NFL Season // Vanderbilt****DOB: June 23, 1992 // Stephenson H.S. (Stone Mountain, Ga.)**

TRANSACTIONS

Originally entered the NFL with the Buffalo Bills as a college free agent on May 13, 2014... Waived by the Bills on August 30, 2014... Signed to the Bills' practice squad on August 31, 2014... Signed to the Bills' active roster on October 11, 2014... Waived by the Bills on August 31, 2015... Signed with the Washington Redskins on January 9, 2018... Waived by the Redskins on September 1, 2018... Signed to the Washington Redskins' practice squad on September 2, 2018... Signed to Redskins' active roster on September 11, 2018.

YEAR-BY-YEAR

2018 (REDSKINS)

Made Redskins debut contributing on special teams vs. IND (9/16)... Added two tackles (one solo) on special teams in a win vs. GB (9/23)... Assisted on one tackle on special teams at NO (10/08)... Added one assisted tackle in a win vs. CAR (10/14)... Tallied two assisted tackles on special teams in a win vs. DAL (10/21)... Inactive in Weeks 8-9...

2017 (CFL)

Earned his first CFL All-Star selection at linebacker after helping the Edmonton Eskimos reach the divisional finals for a second straight season... Recorded 86 tackles, three interceptions and two forced fumbles... Tallied his fourth career CFL interception in Week 2 against Montreal... Added an interception against Hamilton in both Weeks 5 and 7... Recorded a career-high 10 tackles in a divisional semifinal win against Winnipeg.

2016 (CFL)

Played in 17 games for the Eskimos, tallying 70 tackles, two interceptions (one returned for a touchdown) and a forced fumble at linebacker... Recorded a season-high eight tackles in Week 7 against Ottawa and Week 9 vs. Toronto... Picked off eventual CFL Most Outstanding Player Award-winner Bo Levi Mitchell and returned it 65 yards against Calgary in Week 11... Posted seven tackles and an interception in a divisional semifinal win against Hamilton. Picked off Zach Colaras at the Tiger-Cats' 24 with 1:31 remaining and the game tied 21-21, setting up Edmonton's game-winning nine-yard field goal.

2015 (BILLS)

Spent the offseason and preseason with the team but was waived by Buffalo during final cuts.

2014 (BILLS)

Appeared in two games for Buffalo as a rookie, contributing on special teams... Made NFL debut vs. NE (10/12)... Contributed three special teams tackles in a win at NYJ (10/26)... Placed on Reserve/Injured list with a broken forearm on Oct. 28.

COLLEGE

Played collegiately at Vanderbilt from 2010-13, starting 38 of the 50 games in which he appeared... Recorded 291 career tackles (11 for loss), one sack, two fumble recoveries, seven forced fumbles and nine interceptions... earned first-team All-SEC honors as a senior in 2013 after leading the Commodores with 91 tackles, recording five interceptions

and setting a team record with five forced fumbles... Started all 12 games as a junior in 2012, leading the defense with 90 total tackles... Finished the 2011 season with 53 tackles, fourth on the team, despite starting only five games... Started nine games as a freshman in 2010, posting 57 tackles.

PERSONAL

Attended Stephenson H.S. in Stone Mountain, Ga., where he helped his team to an undefeated regular season by contributing 80 tackles, 45 solo stops, four interceptions and a forced fumble as a senior... Was an honorable mention AAAAA All-State and All-Region selection... Had an INT and four tackles in postseason DeKalb County East-West All-Star Game... Also sprinted on the track team... Son of Erica and Kenneth Ladler Sr. and is one of six siblings... Born June

YEAR-BY-YEAR STATS

DEFENSE

Year	Team	G	GS	Tack	Solo	Sack	INT	PD
2014	Buf	2	0	0	0	0	0	0
2018	Was	5	0	0	0	0	0	0
Career		7	0	0	0	0	0	0

*Tackle stats according to STATS, LLC

83

BRIAN QUICK

WR**6-3 // 215****7th NFL Season // Appalachian State****DOB: June 5, 1989 // Ridge View H.S. (Columbia, S.C.)**

TRANSACTIONS

Originally selected by the St. Louis Rams in the second round (33rd overall) of the 2012 NFL Draft... Re-signed with the Rams on March 10, 2016... Signed with the Washington Redskins as an unrestricted free agent on March 24, 2017... Released by the Washington Redskins on September 1, 2018 and re-signed with the organization on following Week 1 on September 11, 2018

PRO

Joined the Redskins in the 2017 offseason... Enters 2018 having previously appeared in 78 career regular season games with 24 starts with the Rams (2012-16) and Redskins (2017), compiling 111 receptions for 1,575 yards with 10 receiving touchdowns in that span... Re-signed with the Redskins on March 16, 2018.

YEAR-BY-YEAR

2018 [REDSKINS]

Made season debut in Week 2 vs. IND (9/16) contributing on special teams... Played special teams and saw action on offense in win vs. GB (9/23)... Registered one reception for six yards at NO (10/8)... Caught two passes for 12 yards and registered his first back-to-back games with a reception with the Redskins in a win vs. CAR (9/24)... Contributed on offense in a win vs. DAL (10/21)... Inactive in Weeks 8-9... Contributed on offense and special teams in a win at TB (11/11)...

2017 [REDSKINS]

Played in 11 games with one start, catching six passes for 76 yards... Caught one pass for 11 yards in Redskins debut vs. PHI (9/10)... Played on special teams in a win at LAR (9/17)... Saw action in reserve in a win vs. OAK (9/24)... Inactive at KC (10/2)... Played on offense and special teams in a win vs. SF (10/15)... Contributed on special teams at PHI (10/23)... Inactive vs. DAL (10/29)... Caught three passes for 49 yards at SEA (11/5) including a critical 31-yarder in which he absorbed a hit from Kam Chancellor to jumpstart the team's game-winning drive in the final two minutes... Inactive with a concussion vs. MIN (11/12)... Inactive at NO (11/19)... Contributed on special teams in a Thanksgiving night win vs. NYG (11/23)... Inactive at DAL (11/30)... Caught a seven-yard pass at LAC (12/10)... Played on special teams in a win vs. ARI (12/17)... Gained nine yards on a reception in a win vs. DEN (12/24)... Played on offense and special teams at NYG (12/31).

2016 [RAMS]

Appeared in all 16 games, recording career highs in starts (eight), receptions (41) and receiving yards (564) while matching his career high in receiving touchdowns (three)... Caught his first touchdown of the season on a 44-yard pass from Case Keenum in a win at TB (9/25)... Posted his second career multi-touchdown game a week later at ARI (10/2), hauling in a 65-yard score in the first quarter and the eventual game-winning four-yard score in the final three minutes... Caught a season-high five passes for 61 yards at DET (10/16)... Recorded a season-best 92 yards on four receptions vs. NYG (10/23)... Matched season high with five receptions at NE (12/4), gaining 48 yards.

2015 [RAMS]

Played in 13 games, making two starts. Posted 10 receptions for 102 yards on the year... Hauled in a 37-yard pass vs. CHI (11/15).

2014 [RAMS]

Started all seven games in which he played before being placed on the Reserve/Injured list on Oct. 29... Made 25 catches for 375 yards... Caught a team-leading and career-high seven passes for 99 yards vs. MIN (9/7)... Led team in receptions and receiving yards for the second consecutive game at TB (9/14), tallying a career-high-tying seven receptions for 74 yards... Notched his first touchdown of the season on a 51-yard reception vs. DAL (9/21)... Connected with Austin Davis on an eight-yard touchdown reception at PHI (10/5). Added a five-yard touchdown reception later in the game for the first multi-touchdown game of his career. Finished the game with a team-leading five receptions for 87 yards... Caught one pass for 10 yards at KC (10/26) before leaving the game with an arm injury.

2013 [RAMS]

Played in 16 games with four starts, catching 18 passes for 302 yards, including a long of 73 yards and two touchdowns... Hauled in his first touchdown of the season, a four yard reception, at HOU (10/13)... Caught two passes for a then-career-high 97 yards at CAR (10/20), including a long of 73, the team's longest play from scrimmage that season... Caught three passes for 41 yards at SF (12/1) including a three-yard touchdown pass.

2012 [RAMS]

Caught 11 passes for 156 yards and two touchdowns... Played in his first career game at DET (9/9)... Caught first NFL reception vs. SEA (9/3), a 19-yard gain from Sam Bradford... Hauled in two receptions for 31 yards vs. GB (10/21), including a season-long 22-yard reception... Caught a then-career-long 39-yard reception vs. NE (10/28)... Earned his first NFL start at SF (11/11), hauling in a 36-yard touchdown pass from Bradford on the first drive of the game... Hauled in two receptions for 12 yards, including a four-yard touchdown catch, vs. MIN (12/16).

COLLEGE

Started 36 of the 54 games in which he appeared at Appalachian State... Caught 202 passes for 3,418 yards and 31 touchdowns... Holds the school career records in receptions (202), receiving yards (3,418) and touchdown receptions (31)... Joined Andre Roberts of The Citadel (37; 2006-09) and Terrell Hudgins of Elon (52; 2006-09) as the only conference players to record at least 30 touchdown catches in a career... His receptions total ranked fifth on the Southern Conference's all-time record chart... Joined Rick Beasley (3,124; 1978-80) as the only players in school history to gain over 3,000 yards receiving for a career.

PERSONAL

Attended Ridge View H.S. in Columbia, S.C., lettering in basketball before lettering in football as a senior... Made the most of his first year of organized football since Little League, posting 885 receiving yards and 11 touchdowns as a senior... Participated in the prestigious Shrine Bowl of the Carolinas after earning all-state, all-region and all-area selections in addition to being named the team's offen-

sive MVP... Participated in many community events with the Rams, including the Taste of the NFL, Autism Speaks Family Fun Night, and the All-Community Team Ticket program - Quick's Pack... With the Redskins in 2017, guided students from Dreams for Kids DC through football drills, visited Finance Park for an in-person financial literacy simulation with eighth grade students from Thomas Pullen Performing Arts Academy and packaged weekend bags for Prince George's County Elementary School students at the Capital Area Food Bank... Majored in health promotion... Son of Shirley Quick and Jimmy Duncan... Full name: Brian Rumeal Quick... Born June 5, 1989.

CAREER HIGHS


SINGLE-GAME

Receptions: 7, twice, last at Tampa Bay (9/14/14)
Receiving Yards: 99, vs. Minnesota (9/7/14)
Long (Receiving): 73, at Carolina (10/20/13)
Receiving TD: 2, twice, last at Arizona (10/2/16)

YEAR-BY-YEAR STATS

RECEIVING

Year	Team	GP	GS	Rec	Yds	Avg	Lg	TD
2012	StL	15	1	11	156	14.2	39	2
2013	StL	16	5	18	302	16.8	73	2
2014	StL	7	7	25	375	15.0	51t	3
2015	StL	13	2	10	102	10.2	37	0
2016	LAR	16	8	41	564	13.8	65t	3
2017	Was	11	1	6	76	12.7	31	0
2018	Was	6	2	3	18	6.0	6	0
Career		84	26	114	1593	14.0	73	10

11

ALEX SMITH

QB**6-4 // 213****14th NFL Season // Utah****DOB: May 7, 1984 // Helix H.S. (La Mesa, Calif.)**

HONOR ROLL

Offensive Captain [2018]
 Three-time Pro Bowl selection [2013, 2016-17 seasons]
 49ers Ed Block Courage Award [2011]
 USA Today All-Joe Team [2011]
 NFL Top 100 Players
 >> No. 81 after 2015, No. 81 after 2016

TRANSACTIONS

Originally selected by the San Francisco 49ers in the first round (1st overall) of the 2005 NFL Draft... Re-signed with the 49ers on July 29, 2011... Re-signed with the 49ers on March 21, 2012... Traded to the Kansas City Chiefs on March 12, 2013... Re-signed with the Chiefs on August 31, 2014... Traded to the Washington Redskins on March 14, 2018... Signed multi-year contract extension with the Redskins on March 15, 2018.

PRO

Enters 2018 having appeared in 156 regular season games (151 starts) and seven postseason games (all starts)... Completed 2,877-of-4,613 passes for 31,888 yards with 183 touchdowns and 96 interceptions for a passer rating of 87.4 in his first 13 NFL seasons with San Francisco [2005-12] and Kansas City [2013-17]... In 2013, joined a Chiefs squad that went 2-14 a year earlier and then led the franchise to 11, 9, 11, 12 and 10 wins, respectively, and led the team to four postseason berths in his five seasons in Kansas City... One of only three NFL quarterbacks to win 50+ games as a starter across the 2013-17 seasons (Tom Brady and Russell Wilson)... Joined the Redskins in 2018 having recorded at least 450 pass attempts and single-digit interceptions in five straight seasons from 2013-17, the longest streak in NFL history. As of the end of the 2017 season, no other NFL quarterback had ever posted more than three such consecutive seasons.

YEAR-BY-YEAR

2018 (REDSKINS)

Made Washington Redskins debut completing 21-of-30 passes for 255 yards with two touchdowns for a 118.1 passer rating. Recorded 14 rushing yards on eight attempts in win at ARI [9/9]... Threw for 292 yards, completing 33-of-46 passes for an 88.3 passer rating vs. IND [9/16]... Led an eight play, 98-yard scoring drive, which was the first time since the Redskins have recorded a scoring drive of 98 or more yards since Oct. 31, 1999. Finished with 12 completions for 220 yards with two touchdowns and one interception for a passer rating of 110.4 in a win vs. GB [9/23]... Connected on 23-of-39 passes for 275 yards, scored one rushing touchdown and had one interception for a 69.9 passer rating at NO [10/08]. The touchdown was the 15th rushing touchdown of his career... Completed 21-of-36 pass attempts for 163 yards and two touchdowns with a passer rating of 88.1 and rushed six times for 13 yards in a win vs. CAR [10/14]... Completed 14-of-25 pass attempts for 178 yards and one touchdown for a passer rating of 91.8. With his 23-yard touchdown pass to running back Kapri Bibbs, Smith (33,271) passed Steve Young (33,124) for 35th on the NFL's all-time list in career passing yards in a win vs. DAL [10/21]... Completed 20-of-32 pass attempts for 178 yards and one touchdown for a

passer rating of 87.8 in a win at NYG [10/28]... Completed 30-of-46 pass attempts for 306 yards, one interception and one touchdown for a passer rating of 82.3 and rushed for 22 yards on one carry. It was his first 300-yard passing game as a member of the Redskins vs. ATL [11/04]... Completed 19-of-27 pass attempts for 178 yards and one touchdown and finished with a passer rating of 100.5. With the touchdown pass, he [193] entered the top 50 on the NFL's all-time passing touchdowns list, passing No. 50 Bob Griese (192) in a win at TB [11/11]... Completed 12-of-27 pass attempts for 135 yards with two interceptions and rushed for 33 yards on four carries. In the third quarter, Smith suffered a season-ending tibia and fibula fracture vs. HOU [11/18]...

2017 (CHIEFS)

Started all 15 games in which he appeared, missing only a Week 17 contest after the team had already clinched its second straight AFC West title... Recorded career highs in completions (341), passing yards (4,042), passing touchdowns (26) and passer rating (104.7) while throwing only five interceptions, earning his third career Pro Bowl selection... His 5.2 touchdowns per interception were the best in the NFL in 2017 and the 15th-best in NFL history... Led the NFL in passer rating (104.7), becoming the first Chief to lead a league in that category since Len Dawson (98.6) led the AFL in 1968... Recorded five 300-yard games, a career high... Earned AFC Offensive Player of the Week honors after completing 28-of-35 passes for 368 yards with four touchdowns and no interceptions in an opening night win at NE [9/7]... Threw for 324 yards, completing 29-of-37 passes in pushing the Chiefs to a 5-0 start at HOU [10/8]... Opened the season with eight straight games without an interception before throwing one in Week 9 at DAL. Including the end of the 2016 season, threw 297 passes between interceptions, the second-longest streak of his career and the fifth-longest streak in NFL history... Set an NFL record for the most pass attempts to open a season without an interception (287)... Recorded his second four-touchdown, zero-interception performance of the season at NYJ [12/3]. Also recorded a career-long 70-yard rush in the contest... Completed 24-of-33 passes for 264 yards with two touchdowns and no interceptions in the AFC Wild Card Round vs. TEN (1/6).

2016 (CHIEFS)

Appeared in 15 games with 15 starts, completing 328-of-489 passes for 3,502 yards with 15 touchdowns and eight interceptions... Helped guide the team to a 12-4 record and its first AFC West title since 2010, earning a first-round bye... Also rushed for five touchdowns, tying Steve Bono's franchise record by a quarterback (five in 1995)... Earned his second career Pro Bowl selection... Opened the season with an overtime win at SD [9/11], completing 34-of-48 passes for a season-best 363 yards with two touchdowns and an interception... Set a Chiefs record by completing 86.4 percent of his passes (19-of-22) at OAK [10/16]... Engineered his second fourth-quarter comeback win of the season at CAR [11/13], leading the team to 17 unanswered points to overcome a 17-3 deficit after three quarters in a 20-17 victory... Added his third fourth-quarter comeback win of the season at DEN [11/27]. Tied the game with a touchdown pass and two-point conversion with 12 seconds remaining, and then led the Chiefs on two field goal drives in overtime for the win.

2015 (CHIEFS)

Started all 16 games, completing 307-of-470 passes for 3,486 yards with 20 touchdowns and seven interceptions,

helping Kansas City to an 11-5 record and a postseason berth... Also rushed 84 times for 498 yards, breaking his own franchise records by a quarterback... Was one of two recipients of the club's Derrick Thomas Award, given to the team's Most Valuable Player... Led the team to 10 consecutive victories down the stretch after the team opened the season 1-5... Threw three touchdowns and no interceptions in season-opening win at HOU (9/13)... Threw a career-high 386 yards on 31-of-45 passes at CIN (10/4)... Did not throw an interception in Weeks 4-13, eventually snapping the streak with a pick in Week 14 at SD (12/13). His 312 pass attempts without an interception represented the second-longest streak in NFL history, trailing only Tom Brady (358)... Completed a season-high 84.0 percent of passes (21-of-25) at BAL (12/20)... Guided the Chiefs to a 30-0 win in the AFC Wild Card Round at HOU (1/9), completing 17-of-22 passes for 190 yards with one touchdown and one interception... Completed 29-of-50 passes for 246 yards with one touchdown in AFC Divisional Round at NE (1/16).

2014 [CHIEFS]

Started all 15 games in which he played, completing 303-of-464 passes for 3,265 yards with 18 touchdowns and six interceptions... Helped the Chiefs finish the season 9-7... Threw three touchdown passes and no interceptions in consecutive games at MIA (9/21) and vs. NE (9/29). Eclipsed a passer rating of 135.0 in both contests... Recorded a season-high 311 yards in his final game of the season in Week 16 at PIT... Missed Week 17 with a lacerated spleen.

2013 [CHIEFS]

Earned his first Pro Bowl selection after inheriting a 2-14 team and helping lead the franchise to an 11-5 record and a postseason berth... Started all 15 games in which he played and established then-career-highs for attempts (508) and then completions (308), eclipsing the 500-attempt and 300-completion marks for the first time in his career... Set a then-franchise record for most rushing yards in a single season by a quarterback, racking up a career-high 431 yards on 76 carries (5.7 avg.)... Became only the second quarterback in Chiefs history to win his first nine starts with the team, joining Mike Livingston (1969-72)... Recorded three-touchdown games vs. NYG (9/29) and vs. SD (11/24)... Tallied his first career perfect 158.3 passer rating (min. 20 att.) at DAK (12/15). Completed 17-of-20 passes for 287 yards with five touchdowns and no interceptions and became only the second Chiefs player to record a perfect 158.3 passer rating in a game (min. 20 att.), joining Trent Green, who accomplished the feat on Dec. 14, 2003... Threw four postseason franchise records in attempts (46), completions (30), yards (378) and touchdowns (four) in the AFC Wild Card Round at IND (1/4). His 378 yards and four touchdown passes broke franchise marks set by Joe Montana.

2012 [49ERS]

Played in 10 games with nine starts, completing 153-of-218 for 1,737 yards with 13 touchdowns and five interceptions... Led the Niners to a 6-2-1 record in his nine starts, helping the team en route to an 11-4-1 record, an NFC West title, an NFC Championship and a berth in Super Bowl XLVII... Engineered a 45-3 win vs. BUF (10/7), completing 18-of-24 passes for 303 yards with three touchdowns and no interceptions... Earned NFC Offensive Player of the Week honors in Week 8 at ARI (10/29) after completing 18-of-19 passes (94.7 percent) for 232 yards with three touchdowns and no interceptions... Suffered a concussion in a Week 10 tie vs. STL (11/11).

2011 [49ERS]

Led the 49ers to a 13-3 regular season record and a trip to their first NFC Championship Game since 1994... Started all 16 regular season games, completing 273-of-445 passes

for 3,144 yards with 17 touchdowns and five interceptions... Also posted then-career highs with 52 rushing attempts for 179 yards with two rushing touchdowns... Started both postseason contests, throwing for 495 yards, five touchdowns and no interceptions... Did not throw an interception in the final five games of the season... Named the Comeback Player of the Year by Rick Gosselin of The Dallas Morning News and also earned Ed Block Courage Award and USA Today All-Joe Team honors... During the campaign, became the sixth quarterback in San Francisco franchise history to pass for more than 10,000 yards in a career... Led six fourth-quarter comebacks, including four on the road. His four come-from-behind road victories tied the franchise record set by Joe Montana in 1989... Set a franchise record for fewest interceptions in a season with five (min. 400 attempts) in 2011... Led the Niners a 36-32 win in NFC Divisional Round vs. NO (1/14), completing 24-of-42 passes for 299 yards with three touchdowns and no interceptions. Took a late 29-24 lead with a 28-yard touchdown run with 2:11 remaining, and after a New Orleans touchdown drive in response, engineered a seven-play, 85-yard drive culminating in a 14-yard game-winning touchdown pass to Vernon Davis with nine seconds remaining... Threw two touchdown passes in an overtime loss vs. NYG (1/22) in the NFC Championship Game.

2010 [49ERS]

Started 10 of the 11 games in which he played, completing 204-of-342 passes for 2,370 yards with 14 touchdowns and 10 interceptions... Completed 25-of-39 passes for 309 yards with three touchdowns vs. PHI (10/10)... Did not play in Weeks 8-13... In his return to the field in Week 14, completed 17-of-27 passes for 255 yards with three touchdowns and no interceptions in a 40-21 win vs. SEA (12/12)... Concluded the season with a 38-7 Week 17 win vs. ARI (1/2), throwing for 276 yards and two touchdowns in the contest.

2009 [49ERS]

Appeared in 11 games, starting 10, completing 225-of-372 passes for 2,350 yards with 18 touchdowns and 12 interceptions... Made his season debut in Week 7, entering in reserve in the third quarter and going 15-of-22 for 206 yards with three touchdowns at HOU (10/25)... Recorded the first 300-yard passing game of his career in Week 13 at SEA (12/6), completing 27-of-45 passes for 310 yards with two touchdowns and no interceptions.

2008 [49ERS]

Spent the season on the Reserve/Injured list with a shoulder injury.

2007 [49ERS]

Started all seven games in which he played, completing 94-of-193 passes for 914 yards with two touchdowns and four interceptions... Engineered fourth-quarter comeback wins in each of the first two games of the season... Drove the Niners 86 yards in 12 plays for a game-winning touchdown with 22 seconds remaining vs. ARI (9/10)... Started in another fourth-quarter comeback win a week later at STL (9/16), earning a 17-16 victory on a Joe Nedney field goal in the final four minutes.

2006 [49ERS]

Started all 16 games in 2006, becoming the first quarterback in 49ers history to take every snap over the course of a season... Completed 257-of-442 passes for 2,890 yards with 16 touchdowns and 16 interceptions... Posted season highs in attempts (46), completions (27) and passing yards (293) in Week 3 vs. PHI (9/24)... Threw three touchdown passes in a 34-20 win vs. OAK (10/8)... Trailing 7-3 entering the fourth quarter in Week 15 at SEA (12/14), led the Niners on three consecutive touchdown drives including two touch-

11 ALEX SMITH

down passes and a touchdown run to earn a 24-14 victory.

2005 [49ERS]

Played in nine games as a rookie, making seven starts... Completed 84-of-165 passes for 875 yards.

COLLEGE

Played collegiately at Utah, appearing in 26 games with 22 starts and boasting a 21-1 record as a starter... Completed 389-of-587 passes [66.3 percent] for 5,208 yards with 47 touchdowns and only eight interceptions in three seasons... Added 1,072 rushing yards with 15 rushing touchdowns on 286 carries [4.7 avg.]... Set Utah career records for completion percentage [66.3], passing efficiency [162.7] and yards gained per completion [13.5 avg.]... In his third and final season at Utah in 2004, he became first player in school history to be named a finalist for the Heisman Trophy after leading the Utes to a 12-0 record, completing 214-of-317 passes [67.5 percent] for 2,952 yards with 32 touchdowns and four interceptions, adding 135 carries for 631 yards [4.7 avg.] with 10 rushing touchdowns. Named National Player of the Year by The Sporting News and Sports Illustrated and was also named CoSIDA Football Academic All-American of the Year... Was a finalist for the Davey O'Brien Award, given to the nation's top passer... Added second-team Walter Camp All-American, Mountain West Conference Offensive Player of the Year and unanimous first-team All-Mountain West Conference accolades... Assumed the starting quarterback job in the season's third game as a sophomore in 2003... Completed 173-of-266 passes [65.0 percent] for 2,247 yards with 15 touchdowns and three interceptions... Rushed 149 times for 452 yards [3.0 avg.] and five touchdowns... Was a second-team All-Mountain West Conference pick.. Appeared in two games as a true freshman in 2002, completing two-of-five passes with one interception.

PERSONAL

Attended Helix H.S. in La Mesa, Calif., earning All-CIF, All-Conference, All-County, team MVP and National Football Foundation and Hall of Fame Scholar-Athlete honors... Twice named the conference's Offensive Player of the Year and served as team captain as a junior and a senior... Guided his team to a 25-1 record in his final two seasons... Established the Alex Smith Foundation, which provides foster teens with the tools and resources needed to transition to successful adulthood. More than 30 kids have been fully-funded completely through college, including tuition, mentoring, counseling and other tools needed to come out of school debt-free... Named as the Chiefs' 2017 Man of the Year, earning the honor after supporting 23 foster kids through college as part of his Guardian Scholars Program at San Diego State University and also playing an active role with Cornerstones of Care to help youth in foster care achieve their academic dreams.... Committed \$500,000 to the University of Utah's athletic department in 2007, helping fund the Alex Smith Strength and Conditioning Facility - a \$1.5 million expansion of Utah's varsity athletics weight room.. Graduated from Utah in three years with a bachelor's degree in economics and scored a 40 on the Wonderlic Test prior to the 2005 NFL Draft... Son of Doug and Pam Smith. Doug played football at Weber State... Nephew of John L. Smith, the head coach at Kentucky State University whose college coaching tenure also includes head coaching tenures at Arkansas (2012), Michigan State (2003-06), Louisville (1998-2002), Utah State (1995-97) and Idaho (1989-94)... Married to his wife, Elizabeth, and has two sons and one daughter... Born May 7, 1984.

CAREER HIGHS

SINGLE-GAME

Pass Attempts: 50, twice, last at New England (1/16/16)
Pass Completions: 34, vs. San Diego (9/11/16)
Yards Passing: 386, at Cincinnati (10/4/15)
Passing TD: 5, at Oakland (12/15/13)
Passer Rating: 158.3, at Oakland (12/15/13)
Carries: 11, at Philadelphia (9/19/13)
Rushing Yards: 78, vs. Detroit (11/1/15)
Rushing Touchdowns: 1, many times, last vs. WAS (10/2/17)

PASS ATTEMPTS WITHOUT AN INT

MOST PASS ATTEMPTS WITHOUT AN INTERCEPTION (NFL HISTORY):

Player	Season(s)	Att.
1. Tom Brady	2010-11	358
2. Alex Smith	2015	312
3. Bernie Kosar	1990-91	308
4. Drew Brees	2015-16	305
5. Alex Smith	2016-17	297

YEAR-BY-YEAR STATS

PASSING

Year	Team	G	GS	Att	Comp	Pct	Yds	Yd/A	TD	Int	Lg	Rate
2005	SF	9	7	165	84	50.9	875	5.3	1	11	47	40.8
2006	SF	16	16	442	257	58.1	2890	6.5	16	16	75	74.8
2007	SF	7	7	193	94	48.7	914	4.7	2	4	45	57.2
2009	SF	11	10	372	225	60.5	2350	6.3	18	12	73t	81.5
2010	SF	11	10	342	204	59.6	2370	6.9	14	10	62t	82.1
2011	SF	16	16	445	273	61.3	3144	7.1	17	5	56t	90.7
2012	SF	10	9	218	153	70.2	1737	8.0	13	5	55	104.1
2013	KC	15	15	508	308	60.6	3313	6.5	23	7	71t	89.1
2014	KC	15	15	464	303	65.3	3265	7.0	18	6	70t	93.4
2015	KC	16	16	470	307	65.3	3486	7.4	20	7	80t	95.4
2016	KC	15	15	489	328	67.1	3502	7.2	15	8	80t	91.2
2017	KC	15	15	505	341	67.5	4042	8.0	26	5	79t	104.7
2018	Was	10	10	328	205	62.5	2180	6.6	10	5	52	85.7
Career		166	161	4941	3082	62.4	34068	6.9	193	101	80t	87.3

RUSHING

Year	Team	Att	Yds	Avg	Lg	TD
2005	SF	30	103	3.4	19	0
2006	SF	44	147	3.3	22	2
2007	SF	13	89	6.8	25	0
2009	SF	24	51	2.1	11	0
2010	SF	18	60	3.3	12	0
2011	SF	52	179	3.4	14	2
2012	SF	31	132	4.3	24	0
2013	KC	76	431	5.7	26	1
2014	KC	49	254	5.2	25	1
2015	KC	84	498	5.9	49	2
2016	KC	48	134	2.8	24	5
2017	KC	60	355	5.9	70	1
2018	Was	41	188	4.1	22	1
Career		570	2601	4.6	70	15

ADDITIONAL

Record as Starter: 88-62-1 (0.586) career; 0-0 with Redskins

Fumbles-Lost: 11-3 in 2005, 10-5 in 2006, 6-5 in 2007, 3-1 in 2009, 4-2 in 2010, 7-2 in 2011, 4-1 in 2012, 7-3 in 2013, 4-1 in 2014, 4-0 in 2015, 7-4 in 2016, 2-1 in 2017, 6-1 in 2018

300-Yard Passing Games: 11 (1 in 2009, 1 in 2010, 1 in 2012, 1 in 2014, 1 in 2015, 1 in 2016, 5 in 2017)

Fourth Quarter Comeback Wins: 18 (12/24/05 at STL, 12/14/06 at SEA, 9/10/07 vs. ARI, 9/16/07 at STL, 9/25/11 at CIN, 10/2/11 at PHI, 10/16/11 at DET, 11/13/11 vs. NYG, 12/24/11 at SEA, 10/6/13 at TEN, 10/19/14 at SF, 11/9/14 at BUF, 11/16/14 vs. SEA, 12/6/15 at OAK, 9/11/16 vs. SD, 11/13/16 at CAR, 11/27/16 at DEN, 9/7/17 at NE)

Overtime Wins: 4 (1/1/6 vs. HOU, 12/31/06 at DEN, 9/11/16 vs. SD, 11/27/16 at DEN)

Receiving: 1 for -6 in 2009, 1 for -4 in 2013, 1 for 3 in 2016

POSTSEASON STATS

PASSING

Year	Team	G	GS	Att	Comp	Pct	Yds	Yd/A	TD	Int	Lg	Rate
2011	SF	2	2	68	36	52.9	495	7.3	5	0	73t	101.0
2013	KC	1	1	46	30	65.2	378	8.2	4	0	79t	119.7
2015	KC	2	2	72	46	63.9	436	6.1	2	1	48	84.0
2016	KC	1	1	34	20	58.8	172	5.1	1	1	24	69.7
2017	KC	1	1	33	24	72.7	264	8.0	2	0	45	116.2
Career		7	7	253	156	61.7	1745	6.9	14	2	79t	97.4

RUSHING

Year	Team	Att	Yds	Avg	Lg	TD
2011	SF	7	70	10.0	28t	1
2013	KC	8	57	7.1	16	0
2015	KC	14	71	5.1	15	0
2016	KC	2	9	4.5	5	0
2017	KC	4	13	3.3	11	0
Career		35	220	6.3	28t	1

ADDITIONAL

Record as Starter: 2-5 (.286) career, 0-0 with Redskins

Fumbles-Lost: 2-1 in 2011, 1-1 in 2013

300-Yard Passing Games: 1 (1 in 2013)

2018 GAMEBOOKS

National Football League Game Summary

NFL Copyright © 2018 by The National Football League. All rights reserved. This summary and play-by-play is for the express purpose of assisting media in their coverage of the game; any other use of this material is prohibited without the written permission of the National Football League. Updated: 12/4/2018

Date: Sunday, 9/9/2018

Washington Redskins at Arizona Cardinals

Start Time: 1:25 PM MST

at State Farm Stadium, Glendale, AZ

Game Day Weather

Game Weather: N/A Indoor
 Played Dome on Turf: Grass

Officials

Referee: Coleman, Walt (65)	Umpire: Rice, Jeff (44)	Down Judge: Bergman, Jerry (91)
Line Judge: Stewart, Mark (75)	Field Judge: Gautreaux, Greg (80)	Side Judge: Walker, Jabir (26)
Back Judge: Yette, Greg (38)	Replay Official: Lewis, Darryll (0)	

Lineups

Washington Redskins			Arizona Cardinals				
Offense		Defense	Offense		Defense		
WR 18	J.Doctson	DE 93	J.Allen	WR 11	L.Fitzgerald	DE 91	B.Mayowa
LT 71	T.Williams	NT 95	D.Payne	LT 74	D.Humphries	DT 98	C.Peters
LG 77	S.Lauvao	DE 98	M.Ioannidis	LG 76	M.Iupati	DT 90	R.Nkemdiche
C 73	C.Roullier	SLB 94	P.Smith	C 64	M.Cole	DE 55	C.Jones
RG 75	B.Scherff	MLB 53	Z.Brown	RG 67	J.Pugh	MLB 57	J.Bynes
RT 76	M.Moses	MLB 54	M.Foster	RT 71	A.Smith	WLB 20	D.Bucannon
TE 86	J.Reed	WLB 91	R.Kerrigan	TE 86	R.Seals-Jones	CB 21	P.Peterson
WR 80	J.Crowder	S 22	D.Everett	TE 85	G.Holmes	CB 28	J.Taylor
WR 10	P.Richardson	CB 24	J.Norman	QB 9	S.Bradford	SS 36	B.Baker
QB 11	A.Smith	SS 35	M.Nicholson	RB 31	D.Johnson	FS 41	A.Bethea
RB 26	A.Peterson	FS 36	D.Swearinger	FB 32	D.Coleman	S 33	T.Boston

Substitutions

K 3 D.Hopkins, P 5 T.Way, WR 14 T.Quinn, RB 20 R.Kelley, CB 23 Q.Dunbar, RB 25 C.Thompson, S 30 T.Apke, CB 31 F.Moreau, CB 37 G.Stroman, LB 40 J.Harvey-Clemons, CB 41 D.Johnson, LB 51 S.Hamilton, LB 52 R.Anderson, LB 56 Z.Vigil, LS 57 N.Sundberg, OL 66 T.Bergstrom, T 79 T.Nsekhe, TE 85 V.Davis, TE 87 J.Sprinkle, WR 89 C.Sims, DL 90 E.Hood, LB 96 P.McPhee, DL 97 T.Settle

Substitutions

P 2 A.Lee, K 4 P.Dawson, WR 10 C.Williams, WR 13 C.Kirk, WR 14 J.Nelson, WR 16 T.Sherfield, CB 23 B.Benwikere, CB 26 Bra.Williams, RB 29 C.Edmonds, S 30 R.Ford, LB 43 H.Reddick, LS 46 A.Brewer, S 47 E.Turner, LB 51 G.Hodges, DE 56 Z.Moore, DT 72 O.Pierre, OL 73 J.Wetzel, LB 92 D.Gardeck, DT 95 R.Gunter, DE 96 J.Smith, DT 97 G.Smith

Did Not Play

QB 12 C.McCoy

Did Not Play

QB 3 J.Rosen, OL 62 D.Munyer, OL 75 B.Clausell

Not Active

WR 13 M.Harris, RB 32 S.Perine, CB 39 A.Alexander, LB 50 J.Keyes, C 55 C.Dunn, T 74 G.Christian, DT 99 C.Brantley

Not Active

QB 7 M.Glennon, RB 22 T.Logan, CB 39 D.Nichols, DE 44 M.Golden, OL 68 J.Vujnovich, OL 79 K.Cunningham, TE 84 J.Gresham

Field Goals (made () & missed)

D.Hopkins (31)

		1	2	3	4	OT	Total
VISITOR:	Washington Redskins	0	21	0	3	0	24
HOME:	Arizona Cardinals	0	0	0	6	0	6

Scoring Plays

Team	Qtr	Time	Play Description (Extra Point) (Drive Info)	Visitor	Home
Redskins	2	14:54	C.Thompson 13 yd. pass from A.Smith (D.Hopkins kick) (11-80, 5:53)	7	0
Redskins	2	4:10	A.Peterson 1 yd. run (D.Hopkins kick) (15-73, 9:06)	14	0
Redskins	2	0:08	J.Reed 4 yd. pass from A.Smith (D.Hopkins kick) (10-92, 3:11)	21	0
Redskins	4	12:13	D.Hopkins 31 yd. Field Goal (10-63, 4:42)	24	0
Cardinals	4	5:47	D.Johnson 2 yd. run (pass failed) (13-75, 6:26)	24	6

Paid Attendance: 61,613

Time: 2:57

Washington Redskins vs Arizona Cardinals
9/9/2018 at State Farm Stadium

Final Individual Statistics

Washington Redskins

RUSHING	ATT	YDS	AVG	LG	TD
A.Peterson	26	96	3.7	17	1
C.Thompson	5	65	13.0	16	0
A.Smith	8	14	1.8	7	0
R.Kelley	3	7	2.3	6	0
Total	42	182	4.3	17	1

PASSING	ATT	CMP	YDS	SK/YD	TD	LG	IN	RT
A.Smith	30	21	255	3/8	2	52	0	118.1
Total	30	21	255	3/8	2	52	0	118.1

PASS RECEIVING	TAR	REC	YDS	AVG	LG	TD
C.Thompson	7	6	63	10.5	23	1
J.Reed	5	4	48	12.0	22	1
P.Richardson	6	4	22	5.5	7	0
J.Crowder	4	3	32	10.7	17	0
A.Peterson	3	2	70	35.0	52	0
J.Doctson	3	1	11	11.0	11	0
V.Davis	1	1	9	9.0	9	0
Total	29	21	255	12.1	52	2

INTERCEPTIONS	NO	YDS	AVG	LG	TD
Q.Dunbar	1	-3	-3.0	-3	0
Total	1	-3	-3.0	-3	0

PUNTING	NO	YDS	AVG	NET	TB	IN20	LG
T.Way	4	186	46.5	35.5	0	2	59
Total	4	186	46.5	35.5	0	2	59

PUNT RETURNS	NO	YDS	AVG	FC	LG	TD
T.Quinn	2	12	6.0	2	12	0
[TOUCHBACK]	1	0	0.0	0	0	0
Total	2	12	6.0	2	12	0

KICKOFF RETURNS	NO	YDS	AVG	FC	LG	TD
D.Johnson	1	24	24.0	0	24	0
C.Thompson	1	0	0.0	0	0	0
Total	2	24	12.0	0	24	0

Arizona Cardinals

RUSHING	ATT	YDS	AVG	LG	TD
D.Johnson	9	37	4.1	11	1
C.Edmonds	4	24	6.0	9	0
S.Bradford	2	7	3.5	8	0
Total	15	68	4.5	11	1

PASSING	ATT	CMP	YDS	SK/YD	TD	LG	IN	RT
S.Bradford	34	20	153	2/8	0	27	1	57.6
Total	34	20	153	2/8	0	27	1	57.6

PASS RECEIVING	TAR	REC	YDS	AVG	LG	TD
L.Fitzgerald	10	7	76	10.9	27	0
D.Johnson	9	5	30	6.0	16	0
C.Edmonds	4	4	24	6.0	8	0
R.Seals-Jones	6	3	19	6.3	7	0
C.Kirk	2	1	4	4.0	4	0
C.Williams	3	0	0	0.0	0	0
Total	34	20	153	7.7	27	0

INTERCEPTIONS	NO	YDS	AVG	LG	TD
Total	0	0	0	0	0

PUNTING	NO	YDS	AVG	NET	TB	IN20	LG
A.Lee	5	263	52.6	46.2	1	3	60
Total	5	263	52.6	46.2	1	3	60

PUNT RETURNS	NO	YDS	AVG	FC	LG	TD
C.Kirk	2	44	22.0	2	44	0
Total	2	44	22.0	2	44	0

KICKOFF RETURNS	NO	YDS	AVG	FC	LG	TD
[TOUCHBACK]	5	0	0.0	0	0	0
Total	0	0	0.0	0	0	0

Washington Redskins

FUMBLES	FUM	LOST	OWN-REC	YDS	TD	FORCED	OPP-REC	YDS	TD	OUT-BDS
A.Smith	2	0	2	-1	0	0	0	0	0	0
A.Peterson	1	1	0	0	0	0	0	0	0	0
M.Ioannidis	0	0	0	0	0	1	1	0	0	0
Total	3	1	2	-1	0	1	1	0	0	0

Arizona Cardinals

FUMBLES	FUM	LOST	OWN-REC	YDS	TD	FORCED	OPP-REC	YDS	TD	OUT-BDS
S.Bradford	1	1	0	0	0	0	0	0	0	0
T.Boston	0	0	0	0	0	1	1	0	0	0
C.Jones	0	0	0	0	0	1	0	0	0	0
Total	1	1	0	0	0	2	1	0	0	0

Final Team Statistics

	Visitor Redskins	Home Cardinals
TOTAL FIRST DOWNS	30	14
By Rushing	10	7
By Passing	13	6
By Penalty	7	1
THIRD DOWN EFFICIENCY	6-13-46%	1-8-13%
FOURTH DOWN EFFICIENCY	1-1-100%	0-1-0%
TOTAL NET YARDS	429	213
Total Offensive Plays (inc. times thrown passing)	75	51
Average gain per offensive play	5.7	4.2
NET YARDS RUSHING	182	68
Total Rushing Plays	42	15
Average gain per rushing play	4.3	4.5
Tackles for a loss-number and yards	4-9	0-0
NET YARDS PASSING	247	145
Times thrown - yards lost attempting to pass	3-8	2-8
Gross yards passing	255	153
PASS ATTEMPTS-COMPLETIONS-HAD INTERCEPTED	30-21-0	34-20-1
Avg gain per pass play (inc.# thrown passing)	7.5	4.0
KICKOFFS Number-In End Zone-Touchbacks	5-5-5	2-1-0
PUNTS Number and Average	4-46.5	5-52.6
Had Blocked	0	0
FGs - PATs Had Blocked	0-0	0-0
Net Punting Average	35.5	46.2
TOTAL RETURN YARDAGE (Not Including Kickoffs)	9	44
No. and Yards Punt Returns	2-12	2-44
No. and Yards Kickoff Returns	2-24	0-0
No. and Yards Interception Returns	1--3	0-0
PENALTIES Number and Yards	9-63	9-67
FUMBLES Number and Lost	3-1	1-1
TOUCHDOWNS	3	1
Rushing	1	1
Passing	2	0
EXTRA POINTS Made-Attempts	3-3	0-1
Kicking Made-Attempts	3-3	0-0
Passing Made-Attempts	0-0	0-1
FIELD GOALS Made-Attempts	1-1	0-0
RED ZONE EFFICIENCY	3-4-75%	1-2-50%
GOAL TO GO EFFICIENCY	1-1-100%	1-2-50%
SAFETIES	0	0
FINAL SCORE	24	6
TIME OF POSSESSION	38:08	21:52

Washington Redskins vs Arizona Cardinals
9/9/2018 at State Farm Stadium

Ball Possession And Drive Chart

Washington Redskins

#	Time Recd	Time Lost	Time Poss	How Ball Obtained	Drive Began	# Play	Yds Gain	Yds Pen	Net Yds	1st Down	Last Scrm	How Given Up
1	15:00	10:13	4:47	Kickoff	WAS 23	8	38	-7	31	3	ARZ 46	Punt
2	5:47	14:54	5:53	Punt	WAS 20	11	80	0	80	6	* ARZ 13	Touchdown
3	13:16	4:10	9:06	Punt	WAS 27	15	73	0	73	6	* ARZ 1	Touchdown
4	3:19	0:08	3:11	Punt	WAS 8	10	70	22	92	7	* ARZ 4	Touchdown
5	12:52	12:07	0:45	Punt	WAS 8	3	-4	0	-4	0	WAS 4	Punt
6	11:07	4:21	6:46	Punt	WAS 8	12	53	-10	43	4	ARZ 49	Punt
7	1:55	12:13	4:42	Interception	WAS 24	10	58	5	63	4	* ARZ 13	Field Goal
8	5:47	4:30	1:17	Kickoff	WAS 6	3	8	-3	5	0	WAS 11	Punt
9	3:20	1:45	1:35	Downs	WAS 7	3	53	0	53	0	WAS 8	Fumble
10	0:06	0:00	0:06	Fumble	WAS 49	1	-1	0	-1	0	WAS 49	End of Game

(180) Average WAS 18

Arizona Cardinals

#	Time Recd	Time Lost	Time Poss	How Ball Obtained	Drive Began	# Play	Yds Gain	Yds Pen	Net Yds	1st Down	Last Scrm	How Given Up
1	10:13	5:47	4:26	Punt	ARZ 8	7	32	0	32	2	ARZ 40	Punt
2	14:54	13:16	1:38	Kickoff	ARZ 25	3	3	0	3	0	ARZ 28	Punt
3	4:10	3:19	0:51	Kickoff	ARZ 25	3	2	0	2	0	ARZ 27	Punt
4	0:08	0:00	0:08	Kickoff	ARZ 25	1	-1	0	-1	0	ARZ 25	End of Half
5	15:00	12:52	2:08	Kickoff	ARZ 25	4	34	0	34	1	WAS 41	Punt
6	12:07	11:07	1:00	Punt	ARZ 31	3	4	-5	-1	0	ARZ 30	Punt
7	4:21	1:55	2:26	Punt	ARZ 15	6	38	0	38	2	WAS 47	Interception
8	12:13	5:47	6:26	Kickoff	ARZ 25	13	71	4	75	7	* WAS 2	Touchdown
9	4:30	3:20	1:10	Punt	WAS 26	5	19	0	19	1	* WAS 7	Downs
10	1:45	0:06	1:39	Fumble	ARZ 40	6	11	0	11	1	WAS 45	Fumble

(293) Average ARZ 29

* inside opponent's 20

Time of Possession by Quarter		1st	2nd	3rd	4th	OT	Total
Visitor	Washington Redskins	10:34	12:23	9:26	5:45		38:08
Home	Arizona Cardinals	4:26	2:37	5:34	9:15		21:52

Kickoff Drive No.-Start Average

Redskins: 2 - WAS 14

Cardinals: 5 - ARZ 25

Washington Redskins vs Arizona Cardinals
9/9/2018 at State Farm Stadium

Final Defensive Statistics

Washington Redskins	Regular Defensive Plays											Special Teams					Misc			
	TKL	AST	COMB	SK	/ YDS	TFL	Q	IN	PD	FF	FR	TKL	AST	FF	FR	BL	TKL	AST	FF	FR
D.Swearinger	5	0	5	0	0	0	0	0	1	0	0	0	0	0	0	0	0	0	0	0
M.Nicholson	5	0	5	0	0	0	0	0	0	0	0	0	0	0	0	0	0	0	0	0
Z.Brown	5	0	5	0	0	0	0	0	0	0	0	0	0	0	0	0	0	0	0	0
Q.Dunbar	4	1	5	0	0	0	0	1	3	0	0	0	0	0	0	0	0	0	0	0
M.Foster	3	2	5	0	0	0	0	0	0	0	0	0	0	0	0	0	0	0	0	0
Z.Vigil	3	0	3	0	0	0	0	0	0	0	0	0	0	0	0	0	0	0	0	0
D.Payne	2	1	3	0	0	0	0	0	0	0	0	0	0	0	0	0	0	0	0	0
F.Moreau	1	1	2	0	0	0	0	0	0	0	0	0	0	0	0	0	0	0	0	0
M.Ioannidis	1	0	1	1	4	0	1	0	0	1	1	0	0	0	0	0	0	0	0	0
R.Anderson	1	0	1	1	4	1	1	0	0	0	0	0	0	0	0	0	0	0	0	0
E.Hood	1	0	1	0	0	0	0	0	0	0	0	0	0	0	0	0	0	0	0	0
J.Norman	1	0	1	0	0	0	0	0	0	0	0	0	0	0	0	0	0	0	0	0
J.Allen	0	1	1	0	0	0	2	0	0	0	0	0	0	0	0	0	0	0	0	0
P.McPhee	0	1	1	0	0	0	2	0	0	0	0	0	0	0	0	0	0	0	0	0
J.Harvey-Clemons	0	0	0	0	0	0	0	0	1	0	0	0	0	0	0	0	0	0	0	0
T.Apke	0	0	0	0	0	0	0	0	0	0	0	1	0	0	0	0	0	0	0	0
A.Peterson	0	0	0	0	0	0	0	0	0	0	0	0	0	0	0	0	1	0	0	0
A.Smith	0	0	0	0	0	0	0	0	0	0	0	0	0	0	0	0	0	0	0	2
Total	32	7	39	2	8	1	6	1	5	1	1	2	0	0	0	0	1	0	0	2

TKL = Tackle AST = Assist COMB = Combined QH=QB Hit IN = Interception PD = Pass Defense FF = Forced Fumble FR = Fumble Recovery

Arizona Cardinals	Regular Defensive Plays											Special Teams					Misc			
	TKL	AST	COMB	SK	/ YDS	TFL	QH	IN	PD	FF	FR	TKL	AST	FF	FR	BL	TKL	AST	FF	FR
B.Baker	8	3	11	0	0	0	0	0	0	0	0	0	0	0	0	0	0	0	0	0
J.Bynes	8	3	11	0	0	0	0	0	0	0	0	0	0	0	0	0	0	0	0	0
A.Bethea	9	1	10	0	0	1	0	0	0	0	0	0	0	0	0	0	0	0	0	0
D.Bucannon	5	2	7	0	0	0	1	0	0	0	0	0	0	0	0	0	0	0	0	0
T.Boston	5	1	6	0	0	0	1	0	1	1	1	0	0	0	0	0	0	0	0	0
C.Peters	4	1	5	0	0	1	0	0	0	0	0	0	0	0	0	0	0	0	0	0
H.Reddick	3	1	4	0	0	1	0	0	0	0	0	0	0	0	0	0	0	0	0	0
R.Nkemdiche	3	0	3	1	1	1	3	0	0	0	0	0	0	0	0	0	0	0	0	0
J.Taylor	3	0	3	0	0	0	0	0	0	0	0	0	0	0	0	0	0	0	0	0
C.Jones	2	1	3	1	7	0	0	0	0	1	0	0	0	0	0	0	0	0	0	0
B.Mayowa	2	0	2	0	0	1	3	0	0	0	0	0	0	0	0	0	0	0	0	0
P.Peterson	1	0	1	1	0	0	1	0	0	0	0	0	0	0	0	0	0	0	0	0
R.Ford	1	0	1	0	0	0	0	0	0	0	0	1	0	0	0	0	0	0	0	0
R.Gunter	1	0	1	0	0	0	0	0	0	0	0	0	0	0	0	0	0	0	0	0
G.Smith	1	0	1	0	0	1	0	0	0	0	0	0	0	0	0	0	0	0	0	0
J.Smith	0	1	1	0	0	0	0	0	0	0	0	0	0	0	0	0	0	0	0	0
Z.Moore	0	1	1	0	0	0	0	0	0	0	0	0	0	0	0	0	0	0	0	0
B.Benwikere	0	0	0	0	0	0	0	0	0	0	0	2	0	0	0	0	0	0	0	0
D.Coleman	0	0	0	0	0	0	0	0	0	0	0	1	0	0	0	0	0	0	0	0
R.Seals-Jones	0	0	0	0	0	0	0	0	0	0	0	0	0	0	0	0	1	0	0	0
J.Pugh	0	0	0	0	0	0	0	0	0	0	0	0	0	0	0	0	1	0	0	0
Total	56	15	71	3	8	6	9	0	1	2	1	4	0	0	0	0	2	0	0	0

Play By Play

First Quarter

9/9/2018

ARZ wins the coin toss and elects to defer. WAS elects to Receive, and ARZ elects to defend the north goal.

P.Dawson kicks 66 yards from ARZ 35 to WAS -1. D.Johnson to WAS 23 for 24 yards (B.Benwikere).

Washington Redskins at 15:00, (1st play from scrimmage 14:55)

- 1-10-WAS 23 (14:55) A.Peterson up the middle to WAS 28 for 5 yards (C.Peters).
- 2-5-WAS 28 (14:19) (Shotgun) A.Smith pass short right to J.Reed to WAS 44 for 16 yards (B.Baker). P1
- PENALTY on ARZ-T.Boston, Unnecessary Roughness, 15 yards, enforced at WAS 44.* X2
- 1-10-ARZ 41 (13:54) (Shotgun) A.Smith pass incomplete short right to C.Thompson.
- 2-10-ARZ 41 (13:47) A.Peterson right tackle to ARZ 35 for 6 yards (B.Baker).
- 3-4-ARZ 35 (13:02) (Shotgun) A.Smith pass short middle to C.Thompson to ARZ 30 for 5 yards (B.Baker). P3
- 1-10-ARZ 30 (12:20) *PENALTY on WAS-T.Williams, False Start, 5 yards, enforced at ARZ 30 - No Play.*
- 1-15-ARZ 35 (11:56) A.Peterson right tackle to ARZ 34 for 1 yard (J.Bynes).
- 2-14-ARZ 34 (11:12) (Shotgun) A.Smith pass short left to P.Richardson to ARZ 29 for 5 yards (B.Baker).
- 3-9-ARZ 29 (10:29) (Shotgun) A.Smith pass incomplete short left [D.Bucannon].
- PENALTY on WAS-A.Smith, Intentional Grounding, 12 yards, enforced at ARZ 29.*
- 4-21-ARZ 41 (10:22) (Punt formation) *PENALTY on WAS-N.Sundberg, False Start, 5 yards, enforced at ARZ 41 - No Play.*
- 4-26-ARZ 46 (10:22) T.Way punts 38 yards to ARZ 8, Center-N.Sundberg, fair catch by C.Kirk.

Timeout at 10:13.

Arizona Cardinals at 10:13

- 1-10-ARZ 8 (10:13) D.Johnson up the middle to ARZ 10 for 2 yards (J.Allen; D.Payne).
- 2-8-ARZ 10 (9:36) D.Johnson up the middle to ARZ 20 for 10 yards (M.Nicholson). R1
- 1-10-ARZ 20 (8:54) S.Bradford pass incomplete short left to C.Williams.
- 2-10-ARZ 20 (8:47) J.Wetzel reported in as eligible. D.Johnson up the middle to ARZ 31 for 11 yards (D.Swearinger). R2
- 1-10-ARZ 31 (8:01) (Shotgun) D.Johnson up the middle to ARZ 32 for 1 yard (E.Hood).
- 2-9-ARZ 32 (7:20) (Shotgun) S.Bradford pass short right to D.Johnson to ARZ 36 for 4 yards (J.Norman).
- 3-5-ARZ 36 (6:38) (Shotgun) S.Bradford pass short middle to C.Kirk to ARZ 40 for 4 yards (Q.Dunbar).
- 4-1-ARZ 40 (5:57) A.Lee punts 60 yards to end zone, Center-A.Brewer, Touchback.

Timeout at 05:47.

Washington Redskins at 5:47

- 1-10-WAS 20 (5:47) (Shotgun) A.Peterson up the middle to WAS 21 for 1 yard (A.Bethea).
- 2-9-WAS 21 (5:09) (Shotgun) A.Smith pass short left to V.Davis to WAS 30 for 9 yards (D.Bucannon). P4
- 1-10-WAS 30 (4:35) (Shotgun) C.Thompson left end to WAS 43 for 13 yards (A.Bethea). R5
- 1-10-WAS 43 (3:51) (Shotgun) A.Smith pass incomplete short left to J.Crowder [T.Boston].
- 2-10-WAS 43 (3:47) (Shotgun) C.Thompson left tackle to ARZ 43 for 14 yards (R.Ford). R6
- 1-10-ARZ 43 (3:08) A.Peterson right tackle to ARZ 30 for 13 yards (A.Bethea). R7
- 1-10-ARZ 30 (2:28) A.Peterson right end to ARZ 22 for 8 yards (A.Bethea).
- 2-2-ARZ 22 (1:44) A.Peterson right tackle to ARZ 21 for 1 yard (D.Bucannon; J.Bynes).
- Timeout #1 by WAS at 01:04.
- 3-1-ARZ 21 (1:04) A.Peterson left end to ARZ 13 for 8 yards (H.Reddick; J.Smith). R8
- 1-10-ARZ 13 (:21) (Shotgun) A.Peterson up the middle to ARZ 13 for no gain (R.Nkemdiche).

END OF QUARTER

	Score	Time Poss	First Downs				Efficiencies	
			R	P	X	T	3 Down	4 Down
Washington Redskins	0	10:34	4	3	1	8	2/3	0/0
Arizona Cardinals	0	4:26	2	0	0	2	0/1	0/0

Second Quarter

9/9/2018

Play By Play

Washington Redskins continued.

2-10-ARZ 13 (15:00) (Shotgun) A.Smith pass short left to C.Thompson for 13 yards, TOUCHDOWN [R.Nkemdiche]. P9
D.Hopkins extra point is GOOD, Center-N.Sundberg, Holder-T.Way.

Timeout at 14:54.

WAS 7 ARZ 0, 11 plays, 80 yards, 5:53 drive, 0:06 elapsed

D.Hopkins kicks 65 yards from WAS 35 to end zone, Touchback.

Arizona Cardinals at 14:54

1-10-ARZ 25 (14:54) (Shotgun) S.Bradford pass short middle to L.Fitzgerald to ARZ 28 for 3 yards (Z.Brown).
2-7-ARZ 28 (14:16) D.Johnson up the middle to ARZ 28 for no gain (Z.Brown).
3-7-ARZ 28 (13:32) (Shotgun) S.Bradford pass incomplete short right to R.Seals-Jones (D.Swearinger).
4-7-ARZ 28 (13:27) A.Lee punts 57 yards to WAS 15, Center-A.Brewer. T.Quinn to WAS 27 for 12 yards (D.Coleman).

Timeout at 13:16.

Washington Redskins at 13:16

1-10-WAS 27 (13:16) A.Smith scrambles right end ran ob at WAS 32 for 5 yards (B.Baker).
2-5-WAS 32 (12:43) (Shotgun) A.Smith right end to WAS 30 for -2 yards (A.Bethea).
3-7-WAS 30 (11:59) (Shotgun) A.Smith pass short middle to C.Thompson to WAS 41 for 11 yards (H.Reddick). P10
1-10-WAS 41 (11:14) R.Kelley up the middle to WAS 47 for 6 yards (B.Baker; A.Bethea).
2-4-WAS 47 (10:52) (No Huddle, Shotgun) R.Kelley left tackle to WAS 47 for no gain (T.Boston).
3-4-WAS 47 (10:13) (Shotgun) A.Smith pass short left to C.Thompson to 50 for 3 yards (J.Taylor).
4-1-50 (9:18) A.Smith up the middle to ARZ 49 for 1 yard (C.Peters). R11
1-10-ARZ 49 (8:46) (Shotgun) A.Smith pass short left to J.Reed pushed ob at ARZ 27 for 22 yards (A.Bethea). P12
1-10-ARZ 27 (8:12) A.Peterson up the middle to ARZ 22 for 5 yards (C.Peters; T.Boston).
2-5-ARZ 22 (7:31) (Shotgun) A.Smith scrambles up the middle to ARZ 15 for 7 yards (D.Bucannon). R13
1-10-ARZ 15 (6:53) A.Peterson up the middle to ARZ 14 for 1 yard (J.Bynes).
2-9-ARZ 14 (6:13) (Shotgun) A.Smith pass short middle to J.Crowder to ARZ 4 for 10 yards (J.Bynes) [B.Mayowa]. P14
1-4-ARZ 4 (5:34) (Shotgun) A.Peterson up the middle to ARZ 2 for 2 yards (C.Jones, J.Bynes).
2-2-ARZ 2 (4:57) (Shotgun) A.Peterson up the middle to ARZ 1 for 1 yard (J.Bynes).
3-1-ARZ 1 (4:12) T.Nsekhe and R.Anderson reported in as eligible. A.Peterson up the middle for 1 yard, TOUCHDOWN. R15
D.Hopkins extra point is GOOD, Center-N.Sundberg, Holder-T.Way.

Timeout at 04:10.

WAS 14 ARZ 0, 15 plays, 73 yards, 9:06 drive, 10:50 elapsed

D.Hopkins kicks 65 yards from WAS 35 to end zone, Touchback.

Arizona Cardinals at 4:10

1-10-ARZ 25 (4:10) (Shotgun) S.Bradford pass incomplete short right to L.Fitzgerald.
2-10-ARZ 25 (4:07) (Shotgun) S.Bradford pass incomplete short middle to C.Kirk (Q.Dunbar).
3-10-ARZ 25 (4:03) (Shotgun) D.Johnson left end to ARZ 27 for 2 yards (Q.Dunbar).
4-8-ARZ 27 (3:27) A.Lee punts 56 yards to WAS 17, Center-A.Brewer, fair catch by T.Quinn.
PENALTY on WAS-R.Kelley, Offensive Holding, 9 yards, enforced at WAS 17.

Washington Redskins at 3:19

1-10-WAS 8 (3:19) (Shotgun) A.Smith pass short right to C.Thompson to WAS 31 for 23 yards (D.Bucannon). P16
1-10-WAS 31 (2:42) (Shotgun) A.Smith pass short left to P.Richardson to WAS 38 for 7 yards (B.Baker) [R.Nkemdiche].
2-3-WAS 38 (2:05) A.Smith pass short right to A.Peterson to ARZ 44 for 18 yards (T.Boston). P17

Two-Minute Warning

1-10-ARZ 44 (1:57) (Shotgun) A.Smith pass short right to J.Reed to ARZ 38 for 6 yards (T.Boston) [B.Mayowa].
2-4-ARZ 38 (1:23) (Shotgun) A.Smith pass short right to P.Richardson to ARZ 32 for 6 yards (J.Bynes). P18
1-10-ARZ 32 (:49) (Shotgun) A.Smith pass short middle to J.Crowder to ARZ 27 for 5 yards (J.Bynes).
Timeout #2 by WAS at 00:43.
2-5-ARZ 27 (:43) (Shotgun) PENALTY on ARZ-B.Mayowa, Neutral Zone Infraction, 5 yards, enforced at ARZ 27 - No Play. X19
1-10-ARZ 22 (:43) (Shotgun) A.Smith pass short middle to J.Crowder to ARZ 19 for 3 yards (B.Baker).
PENALTY on ARZ-B.Baker, Illegal Contact, 5 yards, enforced at ARZ 22 - No Play. X20

Washington Redskins vs Arizona Cardinals at State Farm Stadium

- 1-10-ARZ 17 (:37) (Shotgun) A.Smith sacked at ARZ 24 for -7 yards (C.Jones). FUMBLES (C.Jones), and recovers at ARZ 26. A.Smith to ARZ 24 for 2 yards (B.Mayowa). X21
PENALTY on ARZ-C.Jones, Unnecessary Roughness, 12 yards, enforced at ARZ 24.
- 1-10-ARZ 12 (:29) (Shotgun) A.Smith pass short left to C.Thompson pushed ob at ARZ 4 for 8 yards (J.Taylor) [B.Mayowa].
- 2-2-ARZ 4 (:21) (Shotgun) A.Smith sacked at ARZ 4 for 0 yards (P.Peterson).
- 3-2-ARZ 4 (:12) (Shotgun) **A.Smith pass short right to J.Reed for 4 yards, TOUCHDOWN.** P22
 D.Hopkins extra point is GOOD, Center-N.Sundberg, Holder-T.Way.

Timeout at 00:08.

WAS 21 ARZ 0, 10 plays, 92 yards, 3 penalties, 3:11 drive, 14:52 elapsed

D.Hopkins kicks 65 yards from WAS 35 to end zone, Touchback.

Arizona Cardinals at 0:08

1-10-ARZ 25 (:08) S.Bradford kneels to ARZ 24 for -1 yards.

END OF QUARTER

	Score	Time Poss	First Downs				Efficiencies	
			R	P	X	T	3 Down	4 Down
Washington Redskins	21	12:23	3	8	3	14	3/4	1/1
Arizona Cardinals	0	2:37	0	0	0	0	0/2	0/0

Third Quarter

9/9/2018

Play By Play

ARZ elects to Receive, and WAS elects to defend the North goal.

D.Hopkins kicks 65 yards from WAS 35 to end zone, Touchback.

Arizona Cardinals at 15:00

- 1-10-ARZ 25 (15:00) S.Bradford pass deep right to L.Fitzgerald to WAS 48 for 27 yards (D.Swearinger). P3
- 1-10-WAS 48 (14:26) D.Johnson up the middle to WAS 47 for 1 yard (D.Payne).
- 2-9-WAS 47 (13:44) (Shotgun) S.Bradford pass short left to R.Seals-Jones to WAS 41 for 6 yards (Q.Dunbar).
- 3-3-WAS 41 (13:03) (Shotgun) S.Bradford pass incomplete short left to D.Johnson (J.Harvey-Clemons).
- 4-3-WAS 41 (12:59) A.Lee punts 33 yards to WAS 8, Center-A.Brewer, fair catch by T.Quinn.

Timeout at 12:52.

Washington Redskins at 12:52

- 1-10-WAS 8 (12:52) A.Peterson left end to WAS 4 for -4 yards (C.Peters).
Penalty on WAS-C.Roullier, Offensive Holding, declined.
- 2-14-WAS 4 (12:30) (Shotgun) A.Smith pass incomplete short middle to A.Peterson.
- 3-14-WAS 4 (12:25) A.Smith pass incomplete short left to J.Doctson [R.Nkemdiche].
- 4-14-WAS 4 (12:20) T.Way punts 55 yards to ARZ 41, Center-N.Sundberg. C.Kirk to ARZ 42 for 1 yard (J.Harvey-Clemons).
PENALTY on ARZ-T.Boston, Offensive Holding, 10 yards, enforced at ARZ 41.

Timeout at 12:07.

Arizona Cardinals at 12:07

- 1-10-ARZ 31 (12:07) C.Edmonds up the middle to ARZ 35 for 4 yards (D.Payne).
- 2-6-ARZ 35 (11:29) (Shotgun) S.Bradford pass incomplete deep left to L.Fitzgerald (Q.Dunbar).
- 3-6-ARZ 35 (11:24) (Shotgun) *PENALTY on ARZ, Delay of Game, 5 yards, enforced at ARZ 35 - No Play.*
- 3-11-ARZ 30 (11:24) (Shotgun) S.Bradford pass incomplete deep left to C.Williams.
- 4-11-ARZ 30 (11:18) A.Lee punts 57 yards to WAS 13, Center-A.Brewer. T.Quinn to WAS 25 for 12 yards (B.Benwikere). WAS-T.Quinn was injured during the play.
Penalty on WAS-T.Apke, Illegal Block Above the Waist, declined.
PENALTY on WAS-F.Moreau, Unnecessary Roughness, 5 yards, enforced at WAS 13.

Washington Redskins at 11:07

- 1-10-WAS 8 (11:07) A.Smith up the middle to WAS 11 for 3 yards (D.Bucannon).
- 2-7-WAS 11 (10:24) A.Smith pass short left to J.Doctson to WAS 22 for 11 yards (J.Taylor). P23
Penalty on ARZ-J.Taylor, Defensive Holding, declined.
- 1-10-WAS 22 (10:10) A.Peterson up the middle to WAS 23 for 1 yard (B.Baker).
- 2-9-WAS 23 (9:24) A.Smith pass incomplete short right to P.Richardson.
- 3-9-WAS 23 (9:19) (Shotgun) A.Smith pass incomplete deep middle to P.Richardson.
PENALTY on ARZ-J.Taylor, Defensive Holding, 5 yards, enforced at WAS 23 - No Play. X24
- 1-10-WAS 28 (9:12) A.Smith pass incomplete short right to J.Doctson (T.Boston).
- 2-10-WAS 28 (9:04) A.Peterson up the middle to WAS 29 for 1 yard (J.Bynes; D.Bucannon).
PENALTY on ARZ-A.Bethea, Illegal Use of Hands, 5 yards, enforced at WAS 29. X25
- 1-10-WAS 34 (8:42) J.Crowder right end to WAS 36 for 2 yards (A.Bethea; Z.Moore).
PENALTY on WAS-V.Davis, Offensive Holding, 10 yards, enforced at WAS 34 - No Play.
- 1-20-WAS 24 (8:09) (Shotgun) A.Peterson left end to WAS 41 for 17 yards (R.Gunter).
- 2-3-WAS 41 (7:22) (Shotgun) C.Thompson left tackle to ARZ 44 for 15 yards (D.Bucannon). R26
- 1-10-ARZ 44 (6:41) R.Kelley right tackle to ARZ 38 for 6 yards (A.Bethea).
PENALTY on WAS-T.Williams, Offensive Holding, 10 yards, enforced at ARZ 43.
- 1-19-WAS 47 (6:13) (Shotgun) A.Smith sacked ob at WAS 46 for -1 yards (R.Nkemdiche).
- 2-20-WAS 46 (5:35) (Shotgun) A.Smith pass short left to P.Richardson to 50 for 4 yards (C.Jones; B.Baker).
- 3-16-50 (5:01) (Shotgun) A.Smith scrambles left end pushed ob at ARZ 49 for 1 yard (H.Reddick).
- 4-15-ARZ 49 (4:27) T.Way punts 34 yards to ARZ 15, Center-N.Sundberg, fair catch by C.Kirk.

Timeout at 04:21.

Arizona Cardinals at 4:21

- 1-10-ARZ 15 (4:21) (Shotgun) S.Bradford pass short middle to L.Fitzgerald to ARZ 22 for 7 yards (D.Swearinger).
- 2-3-ARZ 22 (3:52) (No Huddle, Shotgun) D.Johnson up the middle to ARZ 30 for 8 yards (F.Moreau). R4
- 1-10-ARZ 30 (3:21) (No Huddle, Shotgun) S.Bradford pass incomplete short right to D.Johnson.

Washington Redskins vs Arizona Cardinals at State Farm Stadium

2-10-ARZ 30 (3:14) (Shotgun) S.Bradford pass deep left to L.Fitzgerald to WAS 43 for 27 yards (M.Foster, Q.Dunbar). P5

1-10-WAS 43 (2:33) (No Huddle, Shotgun) S.Bradford sacked at WAS 47 for -4 yards (R.Anderson).

2-14-WAS 47 (2:03) (No Huddle, Shotgun) S.Bradford pass deep left intended for R.Seals-Jones INTERCEPTED by Q.Dunbar [P.McPhee] at WAS 27. Q.Dunbar to WAS 24 for -3 yards (R.Seals-Jones).

Washington Redskins at 1:55

1-10-WAS 24 (1:55) A.Peterson right end to WAS 41 for 17 yards (A.Bethea). R27

1-10-WAS 41 (1:11) (Shotgun) C.Thompson right end pushed ob at ARZ 43 for 16 yards (J.Bynes). R28

1-10-ARZ 43 (:34) A.Peterson up the middle to ARZ 37 for 6 yards (R.Nkemdiche).

END OF QUARTER

	Score	Time Poss	First Downs				Efficiencies	
			R	P	X	T	3 Down	4 Down
Washington Redskins	21	9:26	3	1	2	6	0/2	0/0
Arizona Cardinals	0	5:34	1	2	0	3	0/2	0/0

Fourth Quarter

9/9/2018

Play By Play

Washington Redskins continued.

2-4-ARZ 37	(15:00) A.Smith pass incomplete short right to P.Richardson (J.Taylor). <i>PENALTY on ARZ-J.Taylor, Defensive Holding, 5 yards, enforced at ARZ 37 - No Play.</i>	X29
<u>1-10-ARZ 32</u>	(14:54) A.Peterson up the middle to ARZ 34 for -2 yards (G.Smith).	
2-12-ARZ 34	(14:13) (Shotgun) A.Smith pass incomplete short left to P.Richardson.	
3-12-ARZ 34	(14:09) (Shotgun) A.Smith pass short middle to J.Crowder to ARZ 17 for 17 yards (T.Boston).	P30
<u>1-10-ARZ 17</u>	(13:31) A.Peterson right tackle to ARZ 13 for 4 yards (B.Baker).	
2-6-ARZ 13	(12:49) (Shotgun) A.Peterson right end pushed ob at ARZ 13 for no gain (A.Bethea).	
3-6-ARZ 13	(12:20) (Shotgun) A.Smith pass incomplete short right to J.Reed.	
4-6-ARZ 13	(12:16) D.Hopkins 31 yard field goal is GOOD, Center-N.Sundberg, Holder-T.Way.	

Timeout at 12:13.

WAS 24 ARZ 0, 10 plays, 63 yards, 1 penalty, 4:42 drive, 2:47 elapsed
--

D.Hopkins kicks 65 yards from WAS 35 to end zone, Touchback.

Arizona Cardinals at 12:13

1-10-ARZ 25	(12:13) (Shotgun) S.Bradford pass short middle to L.Fitzgerald to ARZ 29 for 4 yards (M.Foster).	
2-6-ARZ 29	(11:45) (No Huddle, Shotgun) S.Bradford pass short left to R.Seals-Jones ran ob at ARZ 36 for 7 yards (Q.Dunbar).	P6
<u>1-10-ARZ 36</u>	(11:22) (No Huddle, Shotgun) C.Edmonds up the middle to ARZ 44 for 8 yards (M.Nicholson).	
2-2-ARZ 44	(11:00) (No Huddle, Shotgun) C.Edmonds up the middle to ARZ 47 for 3 yards (M.Nicholson).	R7
<u>1-10-ARZ 47</u>	(10:24) (No Huddle, Shotgun) S.Bradford pass short left to C.Edmonds to WAS 45 for 8 yards (F.Moreau; M.Foster).	
2-2-WAS 45	(9:58) (No Huddle, Shotgun) C.Edmonds left end to WAS 36 for 9 yards (P.McPhee; M.Foster).	R8
<u>1-10-WAS 36</u>	(9:20) (No Huddle, Shotgun) S.Bradford pass short right to C.Edmonds to WAS 29 for 7 yards (D.Swearingen) [J.Allen].	
2-3-WAS 29	(8:45) (No Huddle, Shotgun) S.Bradford pass short right to R.Seals-Jones to WAS 23 for 6 yards (Z.Brown).	P9
<u>1-10-WAS 23</u>	(8:11) (No Huddle, Shotgun) S.Bradford pass short left to D.Johnson pushed ob at WAS 17 for 6 yards (M.Foster).	
2-4-WAS 17	(7:36) (No Huddle, Shotgun) S.Bradford scrambles up the middle to WAS 9 for 8 yards (D.Swearingen).	R10
<u>1-9-WAS 9</u>	(7:00) (No Huddle, Shotgun) S.Bradford pass short left to D.Johnson to WAS 8 for 1 yard (Z.Brown).	
2-8-WAS 8	(6:28) (No Huddle, Shotgun) S.Bradford pass incomplete short right to L.Fitzgerald. <i>PENALTY on WAS-F.Moreau, Illegal Contact, 4 yards, enforced at WAS 8 - No Play.</i>	X11
	Timeout #1 by ARZ at 06:24.	
<u>1-4-WAS 4</u>	(6:24) (Shotgun) S.Bradford pass short middle to L.Fitzgerald to WAS 2 for 2 yards (Z.Brown).	
2-2-WAS 2	(5:51) D.Johnson up the middle for 2 yards, TOUCHDOWN.	R12
	TWO-POINT CONVERSION ATTEMPT. S.Bradford pass to C.Kirk is incomplete. ATTEMPT FAILS.	

Timeout at 05:47.

WAS 24 ARZ 6, 13 plays, 75 yards, 1 penalty, 6:26 drive, 9:13 elapsed
--

P.Dawson kicks 59 yards from ARZ 35 to WAS 6. C.Thompson to WAS 6 for no gain (R.Ford).

Timeout at 05:44.

Washington Redskins at 5:47, (1st play from scrimmage 5:44)

1-10-WAS 6	(5:44) <i>PENALTY on WAS-S.Lauvaio, False Start, 3 yards, enforced at WAS 6 - No Play.</i>	
1-13-WAS 3	(5:44) A.Peterson left end to WAS 5 for 2 yards (C.Peters).	
	Timeout #2 by ARZ at 05:39.	
2-11-WAS 5	(5:39) A.Smith FUMBLES (Aborted) at WAS 5, and recovers at WAS 4. A.Smith to WAS 4 for no gain (B.Mayowa).	
	Timeout #3 by ARZ at 05:32.	
3-12-WAS 4	(5:32) C.Thompson right end to WAS 11 for 7 yards (J.Bynes).	
4-5-WAS 11	(4:48) T.Way punts 59 yards to ARZ 30, Center-N.Sundberg. C.Kirk to WAS 26 for 44 yards (T.Apke).	

Arizona Cardinals at 4:30

1-10-WAS 26	(4:30) (Shotgun) S.Bradford pass short middle to D.Johnson to WAS 10 for 16 yards (Z.Vigil) [J.Allen].	P13
<u>1-10-WAS 10</u>	(4:03) (No Huddle, Shotgun) S.Bradford pass incomplete short right to D.Johnson.	
2-10-WAS 10	(4:00) (Shotgun) S.Bradford pass short right to D.Johnson to WAS 7 for 3 yards (Z.Vigil).	
3-7-WAS 7	(3:29) (Shotgun) S.Bradford pass incomplete short left to D.Johnson.	
4-7-WAS 7	(3:26) (Shotgun) S.Bradford pass incomplete short right to R.Seals-Jones.	

Washington Redskins at 3:20

Washington Redskins vs Arizona Cardinals at State Farm Stadium

1-10-WAS 7 (3:20) A.Peterson up the middle to WAS 6 for -1 yards (H.Reddick).

2-11-WAS 6 (2:36) A.Peterson up the middle to WAS 8 for 2 yards (B.Baker; Z.Moore).

Two-Minute Warning

3-9-WAS 8 (2:00) A.Smith pass short right to A.Peterson to ARZ 40 for 52 yards (T.Boston). FUMBLES (T.Boston), RECOVERED by ARZ-T.Boston at ARZ 40. T.Boston to ARZ 40 for no gain (A.Peterson).

Arizona Cardinals at 1:45

1-10-ARZ 40 (1:45) (Shotgun) S.Bradford pass incomplete short middle to L.Fitzgerald.

2-10-ARZ 40 (1:41) (Shotgun) S.Bradford pass short middle to C.Edmonds to ARZ 46 for 6 yards (M.Nicholson).

3-4-ARZ 46 (1:03) (No Huddle, Shotgun) S.Bradford pass short right to L.Fitzgerald to WAS 48 for 6 yards (Z.Vigil) [P.McPhee].

P14

1-10-WAS 48 (:40) (No Huddle, Shotgun) S.Bradford pass short right to C.Edmonds to WAS 45 for 3 yards (M.Nicholson).

2-7-WAS 45 (:19) (No Huddle, Shotgun) S.Bradford pass incomplete short right to C.Williams.

3-7-WAS 45 (:14) (Shotgun) S.Bradford sacked at ARZ 49 for -6 yards (M.Ioannidis). FUMBLES (M.Ioannidis) [M.Ioannidis], RECOVERED by WAS-M.Ioannidis at WAS 49. M.Ioannidis to WAS 49 for no gain (J.Pugh).

Washington Redskins at 0:06

1-10-WAS 49 (:06) A.Smith kneels to WAS 48 for -1 yards.

END OF QUARTER

	Score	Time Poss	First Downs				Efficiencies	
			R	P	X	T	3 Down	4 Down
Washington Redskins	24	5:45	0	1	1	2	1/4	0/0
Arizona Cardinals	6	9:15	4	4	1	9	1/3	0/1

Miscellaneous Statistics Report

Washington Redskins vs Arizona Cardinals
9/9/2018 at State Farm Stadium

Ten Longest Plays for Washington Redskins

Yards	Qtr	Play Start	Play Description
31	1	2-5-WAS 28	(14:19) (Shotgun) A.Smith pass short right to J.Reed to WAS 44 for 16 yards (B.Baker). PENALTY on ARZ-T.Boston, Unnecessary Roughness, 15 yards, enforced at WAS 44.
23	2	1-10-WAS 8	(3:19) (Shotgun) A.Smith pass short right to C.Thompson to WAS 31 for 23 yards (D.Bucannon).
22	2	1-10-ARZ 49	(8:46) (Shotgun) A.Smith pass short left to J.Reed pushed ob at ARZ 27 for 22 yards (A.Bethea).
18	2	2-3-WAS 38	(2:05) A.Smith pass short right to A.Peterson to ARZ 44 for 18 yards (T.Boston).
17	3	1-20-WAS 24	(8:09) (Shotgun) A.Peterson left end to WAS 41 for 17 yards (R.Gunter).
17	3	1-10-WAS 24	(1:55) A.Peterson right end to WAS 41 for 17 yards (A.Bethea).
17	4	3-12-ARZ 34	(14:09) (Shotgun) A.Smith pass short middle to J.Crowder to ARZ 17 for 17 yards (T.Boston).
16	3	1-10-WAS 41	(1:11) (Shotgun) C.Thompson right end pushed ob at ARZ 43 for 16 yards (J.Bynes).
15	3	2-3-WAS 41	(7:22) (Shotgun) C.Thompson left tackle to ARZ 44 for 15 yards (D.Bucannon).
14	1	2-10-WAS 43	(3:47) (Shotgun) C.Thompson left tackle to ARZ 43 for 14 yards (R.Ford).

Ten Longest Plays for Arizona Cardinals

Yards	Qtr	Play Start	Play Description
27	3	1-10-ARZ 25	(15:00) S.Bradford pass deep right to L.Fitzgerald to WAS 48 for 27 yards (D.Swearingen).
27	3	2-10-ARZ 30	(3:14) (Shotgun) S.Bradford pass deep left to L.Fitzgerald to WAS 43 for 27 yards (M.Foster, Q.Dunbar).
16	4	1-10-WAS 26	(4:30) (Shotgun) S.Bradford pass short middle to D.Johnson to WAS 10 for 16 yards (Z.Vigil) [J.Allen].
11	1	2-10-ARZ 20	(8:47) J.Wetzel reported in as eligible. D.Johnson up the middle to ARZ 31 for 11 yards (D.Swearingen).
10	1	2-8-ARZ 10	(9:36) D.Johnson up the middle to ARZ 20 for 10 yards (M.Nicholson).
9	4	2-2-WAS 45	(9:58) (No Huddle, Shotgun) C.Edmonds left end to WAS 36 for 9 yards (P.McPhee; M.Foster).
8	3	2-3-ARZ 22	(3:52) (No Huddle, Shotgun) D.Johnson up the middle to ARZ 30 for 8 yards (F.Moreau).
8	4	1-10-ARZ 36	(11:22) (No Huddle, Shotgun) C.Edmonds up the middle to ARZ 44 for 8 yards (M.Nicholson).
8	4	1-10-ARZ 47	(10:24) (No Huddle, Shotgun) S.Bradford pass short left to C.Edmonds to WAS 45 for 8 yards (F.Moreau; M.Foster).
8	4	2-4-WAS 17	(7:36) (No Huddle, Shotgun) S.Bradford scrambles up the middle to WAS 9 for 8 yards (D.Swearingen).

Touchdown Scoring Information

		Offense	Defense	Special Teams
VISITOR	Washington Redskins	3	0	0
HOME	Arizona Cardinals	1	0	0

Player Scoring Information

Club	Player	TD	Rush TD	Rec TD	KO TD	Punt TD	Int TD	Fum TD	Misc TD	FG	XP	2Pt Rush	2Pt Rec	Sfty	Points
WAS	A.Peterson	0	1	0	0	0	0	0	0	0	0	0	0	0	6
WAS	J.Reed	0	0	1	0	0	0	0	0	0	0	0	0	0	6
WAS	C.Thompson	0	0	1	0	0	0	0	0	0	0	0	0	0	6
WAS	D.Hopkins	0	0	0	0	0	0	0	0	1	3	0	0	0	6
ARZ	D.Johnson	0	1	0	0	0	0	0	0	0	0	0	0	0	6

Possession Detail

	First Half		Second Half		Game	
	Visitor	Home	Visitor	Home	Visitor	Home
Largest Lead	21	0	24	0	24	0
Drives Leading	2	0	6	0	8	0
Time of Possession Leading	12:17	0:00	15:11	0:00	27:28	0:00
Largest Deficit	0	-21	0	-24	0	-24
Drives Trailing	0	3	0	6	0	9
Time of Possession Trailing	0:00	2:37	0:00	14:49	0:00	17:26
Times Score Tied Up		0		0		0
Lead Changes		1		0		1

Playtime Percentage

Percent of playtime per player on offense, defense and special teams

Washington Redskins					Arizona Cardinals								
		Offense	Defense	Special Teams			Offense	Defense	Special Teams				
C Roullier	C	79	100%	4	20%	D Humphries	T	53	100%				
M Moses	T	79	100%	4	20%	M Iupati	G	53	100%				
B Scherff	G	79	100%	4	20%	S Bradford	QB	53	100%				
S Lauvao	G	79	100%	4	20%	J Pugh	G	53	100%				
A Smith	QB	79	100%			M Cole	C	53	100%				
T Williams	T	78	99%			L Fitzgerald	WR	52	98%				
J Doctson	WR	70	89%			C Williams	WR	50	94%				
P Richardson	WR	61	77%			R Seals-Jones	TE	49	92%				
J Crowder	WR	49	62%	1	5%	C Kirk	WR	45	85%	4	20%		
V Davis	TE	47	59%			D Johnson	RB	36	68%				
A Peterson	RB	42	53%			A Smith	T	29	55%				
J Reed	TE	41	52%			J Wetzel	T	25	47%				
J Sprinkle	TE	34	43%	11	55%	C Edmonds	RB	17	32%	5	25%		
C Thompson	RB	33	42%	1	5%	G Holmes	TE	9	17%	5	25%		
R Kelley	RB	8	10%	9	45%	D Coleman	FB	5	9%	16	80%		
T Quinn	WR	8	10%	6	30%	J Nelson	WR	1	2%				
T Nsekhe	T	2	3%	4	20%	D Bucannon	LB		79	100%			
R Anderson	LB	1	1%	16	30%	9	45%	B Baker	SS	78	99%	6	30%
M Nicholson	SS			53	100%	5	25%	P Peterson	CB	78	99%	4	20%
J Norman	CB			53	100%			J Taylor	CB	78	99%	2	10%
D Swearinger	FS			53	100%			A Bethea	FS	77	97%		
F Moreau	CB			46	87%	11	55%	T Boston	FS	74	94%	4	20%
Q Dunbar	CB			40	75%			J Bynes	LB	71	90%	9	45%
P Smith	LB			39	74%			C Jones	DE	63	80%	4	20%
M Foster	LB			37	70%	4	20%	B Mayowa	DE	57	72%		
Z Brown	LB			36	68%			C Peters	DT	56	71%	4	20%
R Kerrigan	LB			36	68%			R Nkemdiche	DT	55	70%	4	20%
D Payne	NT			30	57%			R Gunter	DT	30	38%	4	20%
J Allen	DE			28	53%			Z Moore	DE	22	28%		
M Ioannidis	DE			27	51%	6	30%	J Smith	DE	16	20%	9	45%
Z Hood	DE			20	38%	2	10%	H Reddick	LB	14	18%	12	60%
J Harvey-Clemons	LB			17	32%	16	80%	G Smith	DT	14	18%		
Z Vigil	LB			16	30%	16	80%	O Pierre	DT	4	5%		
P McPhee	LB			15	28%			R Ford	SS	2	3%	20	100%
G Stroman	CB			11	21%	10	50%	B Benwikere	CB	1	1%	20	100%
T Settle	NT			8	15%			D Gardeck	LB			20	100%
D Everett	SS			2	4%	16	80%	G Hodges	LB			19	95%
T Apke	FS					16	80%	B Williams	CB			16	80%
D Johnson	CB					16	80%	E Turner	LB			16	80%
S Hamilton	LB					15	75%	A Lee	P			5	25%
D Hopkins	K					9	45%	A Brewer	LS			5	25%
N Sundberg	LS					8	40%	T Sherfield	WR			4	20%
T Way	P					8	40%	P Dawson	K			2	10%
T Bergstrom	G					4	20%						
C Sims	WR					1	5%						

National Football League Game Summary

NFL Copyright © 2018 by The National Football League. All rights reserved. This summary and play-by-play is for the express purpose of assisting media in their coverage of the game; any other use of this material is prohibited without the written permission of the National Football League. Updated: 10/15/2018

Date: Sunday, 9/16/2018

Indianapolis Colts at Washington Redskins

Start Time: 1:04 PM EDT

at FedExField, Landover, MD

Game Day Weather

Game Weather: Cloudy
Played Outdoor on Turf: Grass

Temp: 71° F (21.7° C) Humidity: 88%, Wind: ENE 5 mph
Outdoor Weather: Cloudy,

Officials

Referee: Blakeman, Clete (34) Umpire: George, Ramon (128) Down Judge: McKenzie, Dana (8)
Line Judge: Coleman IV, Walt (87) Field Judge: Larrew, Joe (73) Side Judge: Prioleau, Dyrrol (109)
Back Judge: Quirk, Jim (5) Replay Official: Weidner, Paul (0)

Lineups

Indianapolis Colts			Washington Redskins				
Offense		Defense	Offense		Defense		
WR 11	R.Grant	CB 23	K.Moore II	WR 10	P.Richardson	CB 23	Q.Dunbar
QB 12	A.Luck	SS 26	C.Geathers	QB 11	A.Smith	CB 24	J.Norman
WR 13	T.Hilton	CB 27	N.Hairston	WR 18	J.Doctson	CB 31	F.Moreau
RB 25	M.Mack	FS 29	M.Hooker	RB 26	A.Peterson	SS 35	M.Nicholson
LG 56	Q.Nelson	SAM 35	P.Desir	LT 71	T.Williams	FS 36	D.Swearinger
LT 62	L.Clark	MLB 50	A.Walker	C 73	C.Roullier	MLB 53	Z.Brown
RG 68	M.Slauson	WLB 53	D.Leonard	RG 75	B.Scherff	MLB 54	M.Foster
RT 73	J.Haeg	DE 92	M.Hunt	RT 76	M.Moses	WLB 91	R.Kerrigan
C 78	R.Kelly	DE 93	J.Sheard	LG 77	S.Lauvao	DE 93	J.Allen
TE 80	C.Rogers	UT 97	A.Muhammad	WR 80	J.Crowder	NT 95	D.Payne
TE 84	J.Doyle	NT 99	A.Woods	TE 85	V.Davis	SLB 94	P.Smith

Substitutions

P 2 R.Sanchez, K 4 A.Vinatieri, WR 14 Z.Pascal, WR 16 M.Johnson, RB 20 J.Wilkins, RB 21 N.Hines, S 30 G.Odum, CB 31 Q.Wilson, S 36 C.Moore, S 41 M.Farley, LB 44 Z.Franklin, TE 45 R.Hewitt, LS 46 L.Rhodes, LB 49 M.Adams, DE 51 J.Ward, LB 52 N.Goode, LB 55 S.Moore, DE 57 K.Turay, TE 85 E.Ebron, DT 90 G.Stewart, DT 91 H.Ridgeway

Substitutions

K 3 D.Hopkins, P 5 T.Way, WR 16 J.Chesson, RB 20 R.Kelley, S 22 D.Everett, RB 25 C.Thompson, CB 37 G.Stroman, LB 40 J.Harvey-Clemons, CB 41 D.Johnson, S 48 K.Ladler, LB 51 S.Hamilton, LB 52 R.Anderson, LB 56 Z.Vigil, LS 57 N.Sundberg, OL 66 T.Bergstrom, T 79 T.Nsekhe, WR 83 B.Quick, TE 86 J.Reed, TE 87 J.Sprinkle, DL 90 E.Hood, LB 96 P.McPhee, DL 97 T.Settle, DL 98 M.Ioannidis

Did Not Play

QB 7 J.Brissett, G 64 M.Glowinski, G 72 B.Smith

Did Not Play

QB 12 C.McCoy

Not Active

CB 28 C.Milton, CB 37 L.Pipkins, RB 38 C.Michael, DE 58 T.Basham, T/G 71 D.Good, T 74 A.Castonzo, DT/DE 96 D.Autry

Not Active

WR 13 M.Harris, S 30 T.Apke, RB 32 S.Perine, CB 39 A.Alexander, C 55 C.Dunn, T 74 G.Christian, DT 99 C.Brantley

Field Goals (made () & missed)

D.Hopkins (49) 49WL (27) (49)

		1	2	3	4	OT	Total
VISITOR:	Indianapolis Colts	7	7	0	7	0	21
HOME:	Washington Redskins	0	3	3	3	0	9

Scoring Plays

Team	Qtr	Time	Play Description (Extra Point) (Drive Info)	Visitor	Home
Colts	1	9:25	E.Ebron 7 yd. pass from A.Luck (A.Vinatieri kick) (11-75, 5:35)	7	0
Redskins	2	11:12	D.Hopkins 49 yd. Field Goal (5-27, 1:57)	7	3
Colts	2	6:51	N.Hines 8 yd. run (A.Vinatieri kick) (8-75, 4:21)	14	3
Redskins	3	5:40	D.Hopkins 27 yd. Field Goal (7-20, 3:37)	14	6
Redskins	4	13:28	D.Hopkins 49 yd. Field Goal (11-42, 6:07)	14	9
Colts	4	7:32	T.Hilton 3 yd. pass from A.Luck (A.Vinatieri kick) (13-75, 5:56)	21	9

Paid Attendance: 57,013

Time: 2:53

Indianapolis Colts vs Washington Redskins
9/16/2018 at FedExField

Final Individual Statistics

Indianapolis Colts

RUSHING	ATT	YDS	AVG	LG	TD
J.Wilkins	10	61	6.1	18	0
M.Mack	10	34	3.4	8	0
N.Hines	4	7	1.8	8	1
A.Luck	4	2	0.5	2	0
Total	28	104	3.7	18	1

PASSING	ATT	CMP	YDS	SK/YD	TD	LG	IN	RT
A.Luck	31	21	179	1/2	2	22	2	77.2
Total	31	21	179	1/2	2	22	2	77.2

PASS RECEIVING	TAR	REC	YDS	AVG	LG	TD
T.Hilton	11	7	83	11.9	22	1
E.Ebron	4	3	26	8.7	13	1
C.Rogers	3	3	17	5.7	6	0
R.Grant	2	2	30	15.0	21	0
J.Doyle	5	2	20	10.0	12	0
J.Wilkins	2	2	3	1.5	3	0
M.Mack	2	1	2	2.0	2	0
N.Hines	1	1	-2	-2.0	-2	0
R.Hewitt	1	0	0	0.0	0	0
Total	31	21	179	8.5	22	2

INTERCEPTIONS	NO	YDS	AVG	LG	TD
Total	0	0	0	0	0

PUNTING	NO	YDS	AVG	NET	TB	IN20	LG
R.Sanchez	5	235	47.0	41.8	1	1	59
Total	5	235	47.0	41.8	1	1	59

PUNT RETURNS	NO	YDS	AVG	FC	LG	TD
C.Rogers	0	0	0.0	2	0	0
[DOWNED]	2	0	0.0	0	0	0
[OUT OF BOUNDS]	1	0	0.0	0	0	0
Total	0	0	0.0	2	0	0

KICKOFF RETURNS	NO	YDS	AVG	FC	LG	TD
Z.Pascal	1	19	19.0	0	19	0
[TOUCHBACK]	3	0	0.0	0	0	0
Total	1	19	19.0	0	19	0

Washington Redskins

RUSHING	ATT	YDS	AVG	LG	TD
J.Crowder	2	29	14.5	25	0
A.Peterson	11	20	1.8	14	0
A.Smith	4	14	3.5	6	0
C.Thompson	4	1	0.3	8	0
R.Kelley	1	1	1.0	1	0
Total	22	65	3.0	25	0

PASSING	ATT	CMP	YDS	SK/YD	TD	LG	IN	RT
A.Smith	46	33	292	3/23	0	34	0	88.3
Total	46	33	292	3/23	0	34	0	88.3

PASS RECEIVING	TAR	REC	YDS	AVG	LG	TD
C.Thompson	14	13	92	7.1	14	0
J.Reed	8	6	55	9.2	19	0
P.Richardson	6	4	63	15.8	34	0
J.Doctson	7	4	37	9.3	14	0
A.Peterson	3	3	30	10.0	21	0
J.Crowder	4	2	8	4.0	8	0
V.Davis	1	1	7	7.0	7	0
J.Chesson	1	0	0	0.0	0	0
Total	44	33	292	8.8	34	0

INTERCEPTIONS	NO	YDS	AVG	LG	TD
D.Swearingen	2	11	5.5	7	0
Total	2	11	5.5	7	0

PUNTING	NO	YDS	AVG	NET	TB	IN20	LG
T.Way	5	182	36.4	36.4	0	3	53
Total	5	182	36.4	36.4	0	3	53

PUNT RETURNS	NO	YDS	AVG	FC	LG	TD
G.Stroman	1	6	6.0	3	6	0
[TOUCHBACK]	1	0	0.0	0	0	0
Total	1	6	6.0	3	6	0

KICKOFF RETURNS	NO	YDS	AVG	FC	LG	TD
G.Stroman	1	16	16.0	0	16	0
[TOUCHBACK]	3	0	0.0	0	0	0
Total	1	16	16.0	0	16	0

Indianapolis Colts

FUMBLES	FUM	LOST	OWN-REC	YDS	TD	FORCED	OPP-REC	YDS	TD	OUT-BDS
A.Luck	1	0	1	0	0	0	0	0	0	0
D.Leonard	0	0	0	0	0	1	0	0	0	0
P.Desir	0	0	0	0	0	0	1	0	0	0
Total	1	0	1	0	0	1	1	0	0	0

Washington Redskins

FUMBLES	FUM	LOST	OWN-REC	YDS	TD	FORCED	OPP-REC	YDS	TD	OUT-BDS
J.Reed	1	1	0	0	0	0	0	0	0	0
A.Smith	1	0	0	0	0	0	0	0	0	0
C.Thompson	0	0	1	5	0	0	0	0	0	0
Total	2	1	1	5	0	0	0	0	0	0

Final Team Statistics

	Visitor Colts	Home Redskins
TOTAL FIRST DOWNS	17	20
By Rushing	5	4
By Passing	10	16
By Penalty	2	0
THIRD DOWN EFFICIENCY	9-16-56%	5-15-33%
FOURTH DOWN EFFICIENCY	0-0-0%	1-2-50%
TOTAL NET YARDS	281	334
Total Offensive Plays (inc. times thrown passing)	60	71
Average gain per offensive play	4.7	4.7
NET YARDS RUSHING	104	65
Total Rushing Plays	28	22
Average gain per rushing play	3.7	3.0
Tackles for a loss-number and yards	1-2	6-16
NET YARDS PASSING	177	269
Times thrown - yards lost attempting to pass	1-2	3-23
Gross yards passing	179	292
PASS ATTEMPTS-COMPLETIONS-HAD INTERCEPTED	31-21-2	46-33-0
Avg gain per pass play (inc.# thrown passing)	5.5	5.5
KICKOFFS Number-In End Zone-Touchbacks	4-3-3	4-3-3
PUNTS Number and Average	5-47.0	5-36.4
Had Blocked	0	0
FGs - PATs Had Blocked	0-0	0-0
Net Punting Average	41.8	36.4
TOTAL RETURN YARDAGE (Not Including Kickoffs)	0	17
No. and Yards Punt Returns	0-0	1-6
No. and Yards Kickoff Returns	1-19	1-16
No. and Yards Interception Returns	0-0	2-11
PENALTIES Number and Yards	6-26	7-90
FUMBLES Number and Lost	1-0	2-1
TOUCHDOWNS	3	0
Rushing	1	0
Passing	2	0
EXTRA POINTS Made-Attempts	3-3	0-0
Kicking Made-Attempts	3-3	0-0
FIELD GOALS Made-Attempts	0-0	3-4
RED ZONE EFFICIENCY	3-3-100%	0-2-0%
GOAL TO GO EFFICIENCY	1-1-100%	0-0-0%
SAFETIES	0	0
FINAL SCORE	21	9
TIME OF POSSESSION	26:40	33:20

Indianapolis Colts vs Washington Redskins
9/16/2018 at FedExField

Ball Possession And Drive Chart

Indianapolis Colts

#	Time Recd	Time Lost	Time Poss	How Ball Obtained	Drive Began	# Play	Yds Gain	Yds Pen	Net Yds	1st Down	Last Scrm	How Given Up
1	15:00	9:25	5:35	Kickoff	IND 25	11	75	0	75	4	* WAS 7	Touchdown
2	6:37	4:58	1:39	Punt	IND 10	3	4	0	4	0	IND 14	Punt
3	0:57	13:09	2:48	Punt	IND 5	7	45	13	58	3	WAS 37	Interception
4	11:12	6:51	4:21	Kickoff	IND 25	8	38	37	75	4	* WAS 8	Touchdown
5	5:26	3:59	1:27	Punt	IND 28	3	8	0	8	0	IND 36	Punt
6	1:52	0:55	0:57	Punt	IND 40	3	6	0	6	0	IND 46	Punt
7	0:01	0:00	0:01	Missed FG	IND 39	1	-1	0	-1	0	IND 39	End of Half
8	10:38	9:17	1:21	Punt	IND 22	3	0	0	0	0	IND 22	Interception
9	5:40	4:35	1:05	Kickoff	IND 24	3	5	0	5	0	IND 29	Punt
10	13:28	7:32	5:56	Kickoff	IND 25	13	75	0	75	5	* WAS 3	Touchdown
11	4:59	3:47	1:12	Fumble	IND 19	4	27	-5	22	1	IND 41	Punt
12	0:18	0:00	0:18	Downs	IND 34	1	-1	0	-1	0	IND 34	End of Game

(296) Average IND 25

Washington Redskins

#	Time Recd	Time Lost	Time Poss	How Ball Obtained	Drive Began	# Play	Yds Gain	Yds Pen	Net Yds	1st Down	Last Scrm	How Given Up
1	9:25	6:37	2:48	Kickoff	WAS 25	4	31	0	31	1	IND 44	Punt
2	4:58	0:57	4:01	Punt	WAS 38	6	12	4	16	1	IND 46	Punt
3	13:09	11:12	1:57	Interception	WAS 42	5	22	5	27	1	IND 31	Field Goal
4	6:51	5:26	1:25	Kickoff	WAS 25	3	4	0	4	0	WAS 29	Punt
5	3:59	1:52	2:07	Punt	WAS 25	5	7	0	7	1	WAS 32	Punt
6	0:55	0:01	0:54	Punt	WAS 15	6	54	0	54	2	IND 31	Missed FG
7	15:00	10:38	4:22	Kickoff	WAS 9	8	41	-3	38	2	WAS 47	Punt
8	9:17	5:40	3:37	Interception	IND 29	7	20	0	20	1	* IND 9	Field Goal
9	4:35	13:28	6:07	Punt	WAS 27	11	42	0	42	4	* IND 31	Field Goal
10	7:32	4:59	2:33	Kickoff	WAS 25	8	54	0	54	4	IND 29	Fumble
11	3:47	0:18	3:29	Punt	WAS 20	12	56	-10	46	3	IND 34	Downs

(322) Average WAS 29

*** inside opponent's 20**

Time of Possession by Quarter

	1st	2nd	3rd	4th	OT	Total
Visitor Indianapolis Colts	8:11	8:37	2:26	7:26		26:40
Home Washington Redskins	6:49	6:23	12:34	7:34		33:20

Kickoff Drive No.-Start Average

Colts: 4 - IND 25 Redskins: 4 - WAS 21

Indianapolis Colts vs Washington Redskins
9/16/2018 at FedExField

Final Defensive Statistics

Indianapolis Colts	Regular Defensive Plays											Special Teams					Misc			
	TKL	AST	COMB	SK	/ YDS	TFL	Q	IN	PD	FF	FR	TKL	AST	FF	FR	BL	TKL	AST	FF	FR
D.Leonard	15	4	19	1	10	1	1	0	1	1	0	0	0	0	0	0	0	0	0	0
C.Geathers	3	8	11	0	0	0	0	0	0	0	0	1	0	0	0	0	0	0	0	0
K.Moore II	7	2	9	0	0	1	0	0	0	0	0	0	0	0	0	0	0	0	0	0
A.Walker	4	5	9	0	0	1	0	0	0	0	0	0	0	0	0	0	0	0	0	0
N.Hairston	4	2	6	0	0	0	0	0	0	0	0	0	0	0	0	0	0	0	0	0
J.Sheard	2	2	4	1	7	2	2	0	1	0	0	0	0	0	0	0	0	0	0	0
P.Desir	2	2	4	0	0	1	0	0	3	0	1	0	0	0	0	0	0	0	0	0
M.Hunt	2	1	3	0	0	2	0	0	1	0	0	0	0	0	0	0	0	0	0	0
K.Turay	2	1	3	0	0	0	0	0	0	0	0	0	0	0	0	0	0	0	0	0
A.Muhammad	1	2	3	0	0	0	0	0	0	0	0	0	0	0	0	0	0	0	0	0
Q.Wilson	1	1	2	0	0	0	0	0	0	0	0	0	0	0	0	0	0	0	0	0
J.Ward	1	0	1	1	6	1	3	0	0	0	0	0	0	0	0	0	0	0	0	0
M.Farley	1	0	1	0	0	0	0	0	1	0	0	0	0	0	0	0	0	0	0	0
M.Hooker	1	0	1	0	0	0	0	0	0	0	0	0	0	0	0	0	0	0	0	0
Z.Franklin	0	0	0	0	0	0	0	0	0	0	0	1	0	0	0	0	0	0	0	0
N.Goode	0	0	0	0	0	0	0	0	0	0	0	0	1	0	0	0	0	0	0	0
J.Doyle	0	0	0	0	0	0	0	0	0	0	0	0	0	0	0	0	1	0	0	0
T.Hilton	0	0	0	0	0	0	0	0	0	0	0	0	0	0	0	0	1	0	0	0
A.Luck	0	0	0	0	0	0	0	0	0	0	0	0	0	0	0	0	0	0	0	1
Total	46	30	76	3	23	9	6	0	7	1	1	2	1	0	0	0	2	0	0	1

TKL = Tackle AST = Assist COMB = Combined QH=QB Hit IN = Interception PD = Pass Defense FF = Forced Fumble FR = Fumble Recovery

Washington Redskins	Regular Defensive Plays											Special Teams					Misc			
	TKL	AST	COMB	SK	/ YDS	TFL	QH	IN	PD	FF	FR	TKL	AST	FF	FR	BL	TKL	AST	FF	FR
M.Foster	8	4	12	0	0	1	0	0	1	0	0	0	0	0	0	0	0	0	0	0
Z.Brown	3	6	9	0	0	1	0	0	0	0	0	0	0	0	0	0	0	0	0	0
M.Nicholson	4	3	7	0	0	0	0	0	1	0	0	0	0	0	0	0	0	0	0	0
J.Norman	3	4	7	0	0	0	0	0	0	0	0	0	0	0	0	0	0	0	0	0
Q.Dunbar	5	0	5	0	0	0	0	0	1	0	0	0	0	0	0	0	0	0	0	0
D.Swearinger	4	0	4	0	0	0	0	2	2	0	0	0	0	0	0	0	0	0	0	0
J.Allen	3	1	4	0	0	0	2	0	0	0	0	0	0	0	0	0	0	0	0	0
P.Smith	2	2	4	0	0	0	1	0	0	0	0	0	0	0	0	0	0	0	0	0
M.Ioannidis	2	0	2	1	2	1	2	0	0	0	0	0	0	0	0	0	0	0	0	0
F.Moreau	1	1	2	0	0	0	0	0	0	0	0	0	0	0	0	0	0	0	0	0
E.Hood	1	1	2	0	0	0	0	0	0	0	0	0	0	0	0	0	0	0	0	0
D.Payne	1	1	2	0	0	0	0	0	0	0	0	0	0	0	0	0	0	0	0	0
R.Kerrigan	0	1	1	0	0	0	0	0	0	0	0	0	0	0	0	0	0	0	0	0
P.McPhee	0	0	0	0	0	0	2	0	0	0	0	0	0	0	0	0	0	0	0	0
J.Harvey-Clemons	0	0	0	0	0	0	0	0	0	0	0	1	0	0	0	0	0	0	0	0
C.Thompson	0	0	0	0	0	0	0	0	0	0	0	0	0	0	0	0	1	0	0	1
Total	37	24	61	1	2	3	7	2	5	0	0	1	0	0	0	0	1	0	0	1

First Quarter

9/16/2018

Play By Play

WAS wins the coin toss and elects to defer. IND elects to Receive, and WAS elects to defend the east goal.

D.Hopkins kicks 65 yards from WAS 35 to end zone, Touchback.

Indianapolis Colts at 15:00

1-10-IND 25	(15:00) (Shotgun) A.Luck pass short left to M.Mack to IND 27 for 2 yards (Q.Dunbar, M.Foster).	
2-8-IND 27	(14:26) J.Wilkins right tackle to IND 38 for 11 yards (J.Norman).	R1
1-10-IND 38	(13:52) (Shotgun) M.Mack right guard to IND 46 for 8 yards (J.Norman; J.Allen).	
2-2-IND 46	(13:12) M.Mack right guard to IND 47 for 1 yard (J.Allen).	
3-1-IND 47	(12:33) A.Luck pass short left to T.Hilton pushed ob at WAS 35 for 18 yards (J.Norman).	P2
1-10-WAS 35	(11:57) (Shotgun) A.Luck pass incomplete short left to M.Mack.	
2-10-WAS 35	(11:53) J.Wilkins up the middle to WAS 27 for 8 yards (F.Moreau).	
3-2-WAS 27	(11:11) (Shotgun) A.Luck pass short middle to E.Ebron to WAS 14 for 13 yards (J.Norman) [P.McPhee].	P3
1-10-WAS 14	(10:31) M.Mack right tackle to WAS 8 for 6 yards (D.Swearinger, J.Norman).	
2-4-WAS 8	(10:09) (No Huddle, Shotgun) M.Mack up the middle to WAS 7 for 1 yard (M.Foster; Z.Brown).	
3-3-WAS 7	(9:30) (Shotgun) A.Luck pass short right to E.Ebron for 7 yards, TOUCHDOWN.	P4
	A.Vinatieri extra point is GOOD, Center-L.Rhodes, Holder-R.Sanchez.	

IND 7 WAS 0, 11 plays, 75 yards, 5:35 drive, 5:35 elapsed

R.Sanchez kicks 65 yards from IND 35 to end zone, Touchback.

Washington Redskins at 9:25

1-10-WAS 25	(9:25) J.Crowder left end pushed ob at 50 for 25 yards (M.Hooker). End around	R1
1-10-50	(8:42) (Shotgun) A.Smith pass short left to A.Peterson to IND 44 for 6 yards (D.Leonard).	
2-4-IND 44	(8:00) A.Peterson right end to IND 45 for -1 yards (M.Hunt, A.Muhammad).	
3-5-IND 45	(7:20) (Shotgun) A.Smith pass short middle to P.Richardson to IND 44 for 1 yard (D.Leonard).	
4-4-IND 44	(6:43) T.Way punts 34 yards to IND 10, Center-N.Sundberg, fair catch by C.Rogers.	

Indianapolis Colts at 6:37

1-10-IND 10	(6:37) M.Mack right tackle to IND 11 for 1 yard (Z.Brown).	
2-9-IND 11	(5:56) (Shotgun) M.Mack right end to IND 14 for 3 yards (M.Foster).	
3-6-IND 14	(5:13) (Shotgun) A.Luck pass incomplete short middle to T.Hilton.	
4-6-IND 14	(5:09) R.Sanchez punts 54 yards to WAS 32, Center-L.Rhodes. G.Stroman to WAS 38 for 6 yards (Z.Franklin, N.Goode).	

Washington Redskins at 4:58

1-10-WAS 38	(4:58) (Shotgun) A.Smith pass short left to A.Peterson ran ob at WAS 41 for 3 yards.	
2-7-WAS 41	(4:26) A.Peterson left tackle to WAS 43 for 2 yards (A.Walker, A.Muhammad).	
3-5-WAS 43	(3:46) (Shotgun) A.Smith sacked at WAS 37 for -6 yards (M.Hunt).	
	PENALTY on IND-K.Turay, Defensive Offside, 4 yards, enforced at WAS 43 - No Play.	
3-1-WAS 47	(3:20) R.Kelley up the middle to WAS 48 for 1 yard (A.Muhammad).	R2
1-10-WAS 48	(2:33) A.Smith pass incomplete deep left to J.Doctson.	
2-10-WAS 48	(2:27) (Shotgun) A.Smith to WAS 48 for no gain. FUMBLES, recovered by WAS-C.Thompson at IND 48. C.Thompson pushed ob at IND 43 for 5 yards (C.Geathers).	
3-1-IND 43	(1:46) C.Thompson right end to IND 46 for -3 yards (K.Moore II, N.Hairston).	
4-4-IND 46	(1:08) T.Way punts 36 yards to IND 10, Center-N.Sundberg, downed by WAS-J.Chesson.	
	PENALTY on IND-C.Rogers, Unnecessary Roughness, 5 yards, enforced at IND 10.	

Indianapolis Colts at 0:57

1-10-IND 5	(:57) PENALTY on IND-E.Ebron, False Start, 2 yards, enforced at IND 5 - No Play.	
1-12-IND 3	(:57) (Shotgun) A.Luck pass incomplete short middle to J.Doyle (Q.Dunbar).	
2-12-IND 3	(:53) (Shotgun) A.Luck pass short right to J.Wilkins to IND 3 for no gain (P.Smith, M.Foster).	
3-12-IND 3	(:10) (Shotgun) A.Luck pass short left to T.Hilton pushed ob at IND 25 for 22 yards (M.Nicholson).	P5

END OF QUARTER

	Score	Time Poss	First Downs				Efficiencies	
			R	P	X	T	3 Down	4 Down
Indianapolis Colts	7	8:11	1	4	0	5	4/5	0/0
Washington Redskins	0	6:49	2	0	0	2	1/3	0/0

Second Quarter

9/16/2018

Play By Play

Indianapolis Colts continued.

1-10-IND 25 (15:00) A.Luck to IND 25 for no gain. FUMBLES, and recovers at IND 24. A.Luck pass short right to T.Hilton pushed ob at IND 42 for 17 yards (M.Nicholson) [P.McPhee]. P6
PENALTY on WAS-P.McPhee, Roughing the Passer, 15 yards, enforced at IND 42. X7

1-10-WAS 43 (14:31) J.Wilkins left tackle to WAS 39 for 4 yards (Q.Dunbar).

2-6-WAS 39 (13:58) J.Wilkins left tackle to WAS 37 for 2 yards (M.Foster).

3-4-WAS 37 (13:17) (Shotgun) A.Luck pass short middle intended for T.Hilton INTERCEPTED by D.Swearinger (M.Foster) at WAS 38. D.Swearinger to WAS 42 for 4 yards (J.Doyle).

Washington Redskins at 13:09

1-10-WAS 42 (13:09) A.Smith pass short right to A.Peterson pushed ob at IND 37 for 21 yards (N.Hairston). WAS-B.Scherff was injured during the play. His return is Questionable. 75 - has a right knee injury P3

1-10-IND 37 (12:51) (Shotgun) A.Smith left end to IND 40 for -3 yards (G.Stewart).

PENALTY on IND-G.Stewart, Defensive Offside, 5 yards, enforced at IND 37 - No Play.

1-5-IND 32 (12:29) A.Smith sacked at IND 39 for -7 yards (J.Sheard).

2-12-IND 39 (11:51) (Shotgun) C.Thompson right end to IND 31 for 8 yards (D.Leonard). IND-H.Ridgeway was injured during the play. His return is Questionable. 91 - has a calf injury

3-4-IND 31 (11:21) (Shotgun) A.Smith pass incomplete short middle to J.Doctson (J.Sheard).

4-4-IND 31 (11:16) D.Hopkins 49 yard field goal is GOOD, Center-N.Sundberg, Holder-T.Way.

IND 7 WAS 3, 5 plays, 27 yards, 1 penalty, 1:57 drive, 3:48 elapsed

D.Hopkins kicks 65 yards from WAS 35 to end zone, Touchback.

Indianapolis Colts at 11:12

1-10-IND 25 (11:12) (Shotgun) A.Luck pass short middle to E.Ebron to IND 31 for 6 yards (M.Foster, Z.Brown).

2-4-IND 31 (10:45) (No Huddle, Shotgun) A.Luck pass short middle to T.Hilton to IND 35 for 4 yards (M.Foster). P8

1-10-IND 35 (10:09) (Shotgun) N.Hines right guard to IND 36 for 1 yard (E.Hood, R.Kerrigan).

2-9-IND 36 (9:35) (Shotgun) A.Luck pass incomplete deep middle to T.Hilton (F.Moreau).

PENALTY on WAS-F.Moreau, Defensive Pass Interference, 37 yards, enforced at IND 36 - No Play. X9

1-10-WAS 27 (9:28) (No Huddle, Shotgun) A.Luck pass short middle to C.Rogers to WAS 21 for 6 yards (D.Swearinger) [M.Ioannidis].

2-4-WAS 21 (8:50) (Shotgun) M.Mack up the middle to WAS 19 for 2 yards (M.Ioannidis, M.Nicholson).

3-2-WAS 19 (8:14) M.Mack left end to WAS 14 for 5 yards (J.Allen). R10

1-10-WAS 14 (7:37) J.Wilkins up the middle to WAS 8 for 6 yards (M.Nicholson; Z.Brown).

2-4-WAS 8 (6:56) N.Hines up the middle for 8 yards, TOUCHDOWN. R11

A.Vinatieri extra point is GOOD, Center-L.Rhodes, Holder-R.Sanchez.

IND 14 WAS 3, 8 plays, 75 yards, 1 penalty, 4:21 drive, 8:09 elapsed

R.Sanchez kicks 65 yards from IND 35 to end zone, Touchback.

Washington Redskins at 6:51

1-10-WAS 25 (6:51) (Shotgun) A.Peterson right tackle to WAS 25 for no gain (J.Sheard; A.Walker).

2-10-WAS 25 (6:14) (Shotgun) A.Smith pass short right to J.Reed to WAS 29 for 4 yards (D.Leonard).

Timeout #1 by WAS at 05:39.

3-6-WAS 29 (5:39) (Shotgun) A.Smith pass incomplete deep middle to P.Richardson (M.Farley).

4-6-WAS 29 (5:33) T.Way punts 53 yards to IND 18, Center-N.Sundberg, fair catch by C.Rogers.

PENALTY on WAS-N.Sundberg, Offensive Holding, 10 yards, enforced at IND 18.

Indianapolis Colts at 5:26

1-10-IND 28 (5:26) (Shotgun) A.Luck pass incomplete short left to R.Hewitt.

2-10-IND 28 (5:22) N.Hines right end to IND 26 for -2 yards (Z.Brown).

3-12-IND 26 (4:42) (Shotgun) A.Luck pass short left to T.Hilton to IND 36 for 10 yards (M.Foster, F.Moreau).

4-2-IND 36 (4:05) R.Sanchez punts 39 yards to WAS 25, Center-L.Rhodes, fair catch by G.Stroman.

Washington Redskins at 3:59

1-10-WAS 25 (3:59) J.Crowder right end to WAS 29 for 4 yards (D.Leonard). FUMBLES (D.Leonard), RECOVERED by IND-M.Hooker at WAS 29. M.Hooker to WAS 19 for 10 yards (C.Roullier).

The Replay Official reviewed the runner was not down by contact ruling, and the play was REVERSED.

J.Crowder right end to WAS 29 for 4 yards (D.Leonard).

2-6-WAS 29 (3:44) (Shotgun) A.Smith pass short right to C.Thompson to WAS 37 for 8 yards (D.Leonard). P4

1-10-WAS 37 (3:05) (Shotgun) C.Thompson up the middle to WAS 32 for -5 yards (M.Hunt).

2-15-WAS 32 (2:30) (Shotgun) PENALTY on IND-A.Woods, Encroachment, 5 yards, enforced at WAS 32 - No Play.

Indianapolis Colts vs Washington Redskins at FedExField

- 2-10-WAS 37 (2:10) (Shotgun) A.Smith pass incomplete deep middle to P.Richardson (P.Desir) [J.Sheard].
- 3-10-WAS 37 (2:10) (Shotgun) PENALTY on WAS-T.Williams, False Start, 5 yards, enforced at WAS 37 - No Play.
- 3-15-WAS 32 (2:06) (Shotgun) A.Smith pass short left to J.Crowder to WAS 32 for no gain (C.Geathers; M.Hunt).

Two-Minute Warning

- 4-15-WAS 32 (2:00) T.Way punts 28 yards to IND 40, Center-N.Sundberg, out of bounds.

Indianapolis Colts at 1:52

- 1-10-IND 40 (1:52) (Shotgun) A.Luck pass incomplete deep right to J.Doyle.
- 2-10-IND 40 (1:47) (Shotgun) A.Luck sacked at IND 38 for -2 yards (M.Ioannidis).
- 3-12-IND 38 (1:09) (Shotgun) A.Luck pass short left to J.Doyle to IND 46 for 8 yards (M.Foster).
- Timeout #2 by WAS at 01:02.
- 4-4-IND 46 (1:02) R.Sanchez punts 39 yards to WAS 15, Center-L.Rhodes, fair catch by G.Stroman.

Washington Redskins at 0:55

- 1-10-WAS 15 (:55) (Shotgun) A.Smith pass short right to C.Thompson to WAS 24 for 9 yards (D.Leonard, N.Hairston).
- 2-1-WAS 24 (:36) (No Huddle, Shotgun) A.Smith pass incomplete short left to J.Crowder.
- 3-1-WAS 24 (:29) (Shotgun) A.Smith pass deep left to P.Richardson to IND 42 for 34 yards (K.Moore II). P5
- Timeout #3 by WAS at 00:21.
- 1-10-IND 42 (:21) (Shotgun) A.Smith pass short left to C.Thompson to IND 31 for 11 yards (C.Geathers; P.Desir). P6
- 1-10-IND 31 (:06) (No Huddle) A.Smith spiked the ball to stop the clock.
- 2-10-IND 31 (:05) D.Hopkins 49 yard field goal is No Good, Wide Left, Center-N.Sundberg, Holder-T.Way.

Indianapolis Colts at 0:01

- 1-10-IND 39 (:01) A.Luck kneels to IND 38 for -1 yards.

END OF QUARTER

	Score	Time Poss	First Downs				Efficiencies	
			R	P	X	T	3 Down	4 Down
Indianapolis Colts	14	8:37	2	2	2	6	1/4	0/0
Washington Redskins	3	6:23	0	4	0	4	1/4	0/0

Third Quarter

9/16/2018

Play By Play

WAS elects to Receive, and IND elects to defend the West goal.

R.Sanchez kicks 63 yards from IND 35 to WAS 2. G.Stroman pushed ob at WAS 18 for 16 yards (C.Geathers).

PENALTY on WAS-J.Chesson, Offensive Holding, 10 yards, enforced at WAS 19.

Washington Redskins at 15:00, (1st play from scrimmage 14:55)

- 1-10-WAS 9 (14:55) (Shotgun) A.Peterson right end to WAS 6 for -3 yards (J.Sheard).
 2-13-WAS 6 (14:16) (Shotgun) PENALTY on WAS-T.Williams, False Start, 3 yards, enforced at WAS 6 - No Play.
 2-16-WAS 3 (13:57) (Shotgun) A.Smith pass short left to J.Reed to WAS 9 for 6 yards (K.Moore II, A.Walker).
 3-10-WAS 9 (13:16) (Shotgun) A.Smith pass short left to J.Doctson to WAS 23 for 14 yards (P.Desir). P7
1-10-WAS 23 (12:43) A.Peterson right tackle to WAS 23 for no gain (N.Hairston).
 2-10-WAS 23 (12:08) (Shotgun) A.Smith pass deep right to P.Richardson ran ob at WAS 42 for 19 yards. P8
1-10-WAS 42 (11:35) (Shotgun) A.Peterson right end to WAS 47 for 5 yards (A.Walker; K.Turay).
 2-5-WAS 47 (10:58) (Shotgun) A.Smith pass incomplete deep right to J.Crowder.
 3-5-WAS 47 (10:52) (Shotgun) A.Smith pass incomplete short left to J.Chesson (P.Desir).
 4-5-WAS 47 (10:47) T.Way punts 31 yards to IND 22, Center-N.Sundberg, downed by WAS-D.Johnson.

Indianapolis Colts at 10:38

- 1-10-IND 22 (10:38) (Shotgun) A.Luck pass short left to N.Hines to IND 20 for -2 yards (M.Foster).
 2-12-IND 20 (10:04) (Shotgun) M.Mack up the middle to IND 22 for 2 yards (J.Allen).
 3-10-IND 22 (9:26) (Shotgun) A.Luck pass short middle intended for T.Hilton INTERCEPTED by D.Swearingen [J.Allen] at IND 36. D.Swearingen to IND 29 for 7 yards (T.Hilton).

Washington Redskins at 9:17

- 1-10-IND 29 (9:17) A.Peterson left end to IND 30 for -1 yards (A.Walker, D.Leonard).
 2-11-IND 30 (8:32) (Shotgun) A.Smith pass short left to C.Thompson to IND 26 for 4 yards (P.Desir; D.Leonard).
 3-7-IND 26 (7:50) (Shotgun) A.Smith pass short left to J.Reed pushed ob at IND 15 for 11 yards (K.Turay). P9
1-10-IND 15 (7:11) (Shotgun) A.Smith pass short left to C.Thompson to IND 12 for 3 yards (A.Walker).
 2-7-IND 12 (6:34) A.Peterson left end to IND 9 for 3 yards (D.Leonard, C.Geathers).
 3-4-IND 9 (5:49) (Shotgun) A.Smith pass incomplete short left to J.Doctson (P.Desir).
 4-4-IND 9 (5:43) D.Hopkins 27 yard field goal is GOOD, Center-N.Sundberg, Holder-T.Way.

IND 14 WAS 6, 7 plays, 20 yards, 3:37 drive, 9:20 elapsed

D.Hopkins kicks 60 yards from WAS 35 to IND 5. Z.Pascal to IND 24 for 19 yards (J.Harvey-Clemons).

Indianapolis Colts at 5:40, (1st play from scrimmage 5:35)

- 1-10-IND 24 (5:35) A.Luck pass incomplete deep right to E.Ebron (M.Nicholson).
 2-10-IND 24 (5:29) M.Mack left end to IND 29 for 5 yards (M.Nicholson).
 3-5-IND 29 (4:46) (Shotgun) A.Luck pass incomplete short middle to T.Hilton [P.Smith].
 4-5-IND 29 (4:42) R.Sanchez punts 44 yards to WAS 27, Center-L.Rhodes, fair catch by G.Stroman.

Washington Redskins at 4:35

- 1-10-WAS 27 (4:35) (Shotgun) A.Smith right end to WAS 30 for 3 yards (A.Walker; Q.Wilson).
 2-7-WAS 30 (3:59) (Shotgun) A.Smith pass short left to J.Doctson to WAS 37 for 7 yards (Q.Wilson). P10
1-10-WAS 37 (3:22) A.Peterson right tackle to IND 49 for 14 yards (D.Leonard). R11
1-10-IND 49 (2:44) A.Peterson right end to WAS 48 for -3 yards (K.Moore II; J.Sheard).
 2-13-WAS 48 (2:03) (Shotgun) A.Smith pass deep middle to J.Reed to IND 33 for 19 yards (C.Geathers). P12
1-10-IND 33 (1:24) (Shotgun) A.Peterson up the middle to IND 29 for 4 yards (K.Moore II).
 2-6-IND 29 (:49) (Shotgun) A.Smith pass short right to P.Richardson to IND 20 for 9 yards (N.Hairston, K.Moore II). P13
1-10-IND 20 (:09) C.Thompson right guard to IND 19 for 1 yard (D.Leonard, A.Walker).

END OF QUARTER

	Score	Time Poss	First Downs				Efficiencies	
			R	P	X	T	3 Down	4 Down
Indianapolis Colts	14	2:26	0	0	0	0	0/2	0/0
Washington Redskins	6	12:34	1	6	0	7	2/4	0/0

Fourth Quarter

9/16/2018

Play By Play

Washington Redskins continued.

- 2-9-IND 19 (15:00) A.Smith sacked at IND 29 for -10 yards (D.Leonard).
 3-19-IND 29 (14:17) (Shotgun) A.Smith pass short right to C.Thompson to IND 31 for -2 yards (P.Desir).
 4-21-IND 31 (13:33) D.Hopkins 49 yard field goal is GOOD, Center-N.Sundberg, Holder-T.Way.

IND 14 WAS 9, 11 plays, 42 yards, 6:07 drive, 1:32 elapsed

D.Hopkins kicks 65 yards from WAS 35 to end zone, Touchback.

Indianapolis Colts at 13:28

- 1-10-IND 25 (13:28) (Shotgun) J.Wilkins left tackle to IND 29 for 4 yards (P.Smith; D.Payne).
 2-6-IND 29 (13:04) (No Huddle, Shotgun) J.Wilkins right guard to IND 34 for 5 yards (P.Smith).
 3-1-IND 34 (12:30) (Shotgun) A.Luck pass short left to C.Rogers to IND 39 for 5 yards (Q.Dunbar) [J.Allen]. P12
1-10-IND 39 (11:51) (Shotgun) A.Luck pass incomplete short middle to J.Doyle.
 2-10-IND 39 (11:47) (Shotgun) A.Luck pass short right to R.Grant to IND 48 for 9 yards (Z.Brown, J.Norman).
 3-1-IND 48 (11:24) A.Luck up the middle to 50 for 2 yards (M.Foster). QB sneak R13
1-10-50 (10:48) A.Luck pass deep right to R.Grant to WAS 29 for 21 yards (Q.Dunbar). P14
1-10-WAS 29 (10:19) (Shotgun) A.Luck pass short left to T.Hilton to WAS 20 for 9 yards (Q.Dunbar).
 2-1-WAS 20 (9:52) (Shotgun) N.Hines right tackle to WAS 20 for no gain (Z.Brown; E.Hood).
 3-1-WAS 20 (9:16) (Shotgun) A.Luck pass short right to J.Doyle pushed ob at WAS 8 for 12 yards (D.Swearinger). P15
1-8-WAS 8 (8:49) (Shotgun) A.Luck pass short right to J.Wilkins to WAS 5 for 3 yards (J.Norman; Z.Brown).
 2-5-WAS 5 (8:13) (Shotgun) A.Luck scrambles right end pushed ob at WAS 3 for 2 yards (M.Nicholson; M.Foster).
 3-3-WAS 3 (7:37) (Shotgun) A.Luck pass short middle to T.Hilton for 3 yards, TOUCHDOWN. P16
 A.Vinatieri extra point is GOOD, Center-L.Rhodes, Holder-R.Sanchez.

IND 21 WAS 9, 13 plays, 75 yards, 5:56 drive, 7:28 elapsed

R.Sanchez kicks 65 yards from IND 35 to end zone, Touchback.

Washington Redskins at 7:32

- 1-10-WAS 25 (7:32) (Shotgun) A.Smith pass short left to C.Thompson to WAS 35 for 10 yards (D.Leonard). P14
1-10-WAS 35 (7:05) (No Huddle, Shotgun) A.Smith pass short left to J.Doctson to WAS 45 for 10 yards (D.Leonard). P15
1-10-WAS 45 (6:43) (No Huddle, Shotgun) A.Smith pass incomplete short left to J.Reed.
 2-10-WAS 45 (6:39) (Shotgun) A.Smith pass short middle to J.Crowder to IND 47 for 8 yards (A.Walker).
 3-2-IND 47 (6:15) (No Huddle, Shotgun) A.Smith pass short left to J.Doctson to IND 41 for 6 yards (K.Moore II). P16
1-10-IND 41 (5:51) (No Huddle, Shotgun) A.Smith pass short middle to C.Thompson to IND 36 for 5 yards (D.Leonard, C.Geathers).
 2-5-IND 36 (5:28) (No Huddle, Shotgun) A.Smith pass short middle to V.Davis to IND 29 for 7 yards (D.Leonard; C.Geathers) [J.Ward]. WAS-T.Williams was injured during the play. His return is Questionable. 71 - has a knee injury P17
1-10-IND 29 (5:08) (Shotgun) A.Smith pass short middle to J.Reed to IND 21 for 8 yards (D.Leonard). FUMBLES (D.Leonard), RECOVERED by IND-P.Desir at IND 19. P.Desir to IND 19 for no gain (C.Thompson).

Indianapolis Colts at 4:59

- 1-10-IND 19 (4:59) J.Wilkins left guard to IND 37 for 18 yards (M.Nicholson). R17
1-10-IND 37 (4:15) J.Wilkins up the middle to IND 39 for 2 yards (D.Payne).
 Timeout #1 by WAS at 04:10.
 2-8-IND 39 (4:10) J.Wilkins up the middle to IND 40 for 1 yard (Z.Brown; P.Smith).
 Timeout #2 by WAS at 04:06.
 3-7-IND 40 (4:06) PENALTY on IND-J.Doyle, False Start, 5 yards, enforced at IND 40 - No Play.
 3-12-IND 35 (4:05) (Shotgun) A.Luck pass short right to C.Rogers to IND 41 for 6 yards (D.Swearinger).
 Timeout #3 by WAS at 03:58.
 4-6-IND 41 (3:58) R.Sanchez punts 59 yards to end zone, Center-L.Rhodes, Touchback.

Washington Redskins at 3:47

- 1-10-WAS 20 (3:47) (Shotgun) A.Smith scrambles left end pushed ob at WAS 26 for 6 yards (K.Turay).
 2-4-WAS 26 (3:39) (Shotgun) A.Smith pass short middle to C.Thompson to WAS 33 for 7 yards (D.Leonard; C.Geathers). P18
1-10-WAS 33 (3:17) (No Huddle, Shotgun) A.Smith pass incomplete short middle to J.Reed (M.Hunt).
 2-10-WAS 33 (3:13) (Shotgun) A.Smith sacked at WAS 27 for -6 yards (J.Ward).
 3-16-WAS 27 (2:29) (Shotgun) A.Smith pass short middle to C.Thompson to WAS 41 for 14 yards (K.Moore II, C.Geathers).
 4-2-WAS 41 (2:04) (No Huddle, Shotgun) A.Smith scrambles up the middle to WAS 46 for 5 yards. R19

Two-Minute Warning

Indianapolis Colts vs Washington Redskins at FedExField

- 1-10-WAS 46 (1:58) (Shotgun) A.Smith pass short right to J.Reed to IND 47 for 7 yards (N.Hairston, C.Geathers) [J.Ward].
- 2-3-IND 47 (1:26) (Shotgun) A.Smith pass short middle to C.Thompson to IND 40 for 7 yards (K.Moore II).
- 1-10-IND 40 (1:07) (Shotgun) A.Smith pass short right to C.Thompson to IND 36 for 4 yards (C.Geathers).
- 2-6-IND 36 (:54) (No Huddle) A.Smith spiked the ball to stop the clock.
- 3-6-IND 36 (:53) (Shotgun) A.Smith scrambles right end pushed ob at IND 32 for 4 yards (K.Moore II).
- PENALTY on WAS-M.Moses, Offensive Holding, 10 yards, enforced at IND 36 - No Play.
- 3-16-IND 46 (:46) (Shotgun) A.Smith pass short middle to C.Thompson to IND 34 for 12 yards (M.Farley).
- 4-4-IND 34 (:23) (No Huddle, Shotgun) A.Smith pass incomplete short middle to C.Thompson (D.Leonard).

Indianapolis Colts at 0:18

- 1-10-IND 34 (:18) A.Luck kneels to IND 33 for -1 yards.

END OF QUARTER

	Score	Time Poss	First Downs				Efficiencies	
			R	P	X	T	3 Down	4 Down
Indianapolis Colts	21	7:26	2	4	0	6	4/5	0/0
Washington Redskins	9	7:34	1	6	0	7	1/4	1/2

Miscellaneous Statistics Report

Indianapolis Colts vs Washington Redskins
9/16/2018 at FedExField

Ten Longest Plays for Indianapolis Colts

Yards	Qtr	Play Start	Play Description
32	2	1-10-IND 25	(15:00) A.Luck to IND 25 for no gain. FUMBLES, and recovers at IND 24. A.Luck pass short right to T.Hilton pushed ob at IND 42 for 17 yards (M.Nicholson) [P.McPhee]. PENALTY on WAS-P.McPhee, Roughing the Passer, 15 yards, enforced at IND 42.
22	1	3-12-IND 3	(:10) (Shotgun) A.Luck pass short left to T.Hilton pushed ob at IND 25 for 22 yards (M.Nicholson).
21	4	1-10-50	(10:48) A.Luck pass deep right to R.Grant to WAS 29 for 21 yards (Q.Dunbar).
18	1	3-1-IND 47	(12:33) A.Luck pass short left to T.Hilton pushed ob at WAS 35 for 18 yards (J.Norman).
18	4	1-10-IND 19	(4:59) J.Wilkins left guard to IND 37 for 18 yards (M.Nicholson).
13	1	3-2-WAS 27	(11:11) (Shotgun) A.Luck pass short middle to E.Ebron to WAS 14 for 13 yards (J.Norman) [P.McPhee].
12	4	3-1-WAS 20	(9:16) (Shotgun) A.Luck pass short right to J.Doyle pushed ob at WAS 8 for 12 yards (D.Swearinger).
11	1	2-8-IND 27	(14:26) J.Wilkins right tackle to IND 38 for 11 yards (J.Norman).
10	2	3-12-IND 26	(4:42) (Shotgun) A.Luck pass short left to T.Hilton to IND 36 for 10 yards (M.Foster, F.Moreau).
9	4	2-10-IND 39	(11:47) (Shotgun) A.Luck pass short right to R.Grant to IND 48 for 9 yards (Z.Brown, J.Norman).

Ten Longest Plays for Washington Redskins

Yards	Qtr	Play Start	Play Description
34	2	3-1-WAS 24	(:29) (Shotgun) A.Smith pass deep left to P.Richardson to IND 42 for 34 yards (K.Moore II).
25	1	1-10-WAS 25	(9:25) J.Crowder left end pushed ob at 50 for 25 yards (M.Hooker). End around
21	2	1-10-WAS 42	(13:09) A.Smith pass short right to A.Peterson pushed ob at IND 37 for 21 yards (N.Hairston). WAS-B.Scherff was injured
19	3	2-10-WAS 23	(12:08) (Shotgun) A.Smith pass deep right to P.Richardson ran ob at WAS 42 for 19 yards.
19	3	2-13-WAS 48	(2:03) (Shotgun) A.Smith pass deep middle to J.Reed to IND 33 for 19 yards (C.Geathers).
14	3	3-10-WAS 9	(13:16) (Shotgun) A.Smith pass short left to J.Doctson to WAS 23 for 14 yards (P.Desir).
14	3	1-10-WAS 37	(3:22) A.Peterson right tackle to IND 49 for 14 yards (D.Leonard).
14	4	3-16-WAS 27	(2:29) (Shotgun) A.Smith pass short middle to C.Thompson to WAS 41 for 14 yards (K.Moore II, C.Geathers).
12	4	3-16-IND 46	(:46) (Shotgun) A.Smith pass short middle to C.Thompson to IND 34 for 12 yards (M.Farley).
11	2	1-10-IND 42	(:21) (Shotgun) A.Smith pass short left to C.Thompson to IND 31 for 11 yards (C.Geathers; P.Desir).

Touchdown Scoring Information

		Offense	Defense	Special Teams
VISITOR	Indianapolis Colts	3	0	0
HOME	Washington Redskins	0	0	0

Player Scoring Information

Club	Player	TD	Rush TD	Rec TD	KO TD	Punt TD	Int TD	Fum TD	Misc TD	FG	XP	2Pt Rush	2Pt Rec	Sfty	Points
IND	N.Hines	0	1	0	0	0	0	0	0	0	0	0	0	0	6
IND	T.Hilton	0	0	1	0	0	0	0	0	0	0	0	0	0	6
IND	E.Ebron	0	0	1	0	0	0	0	0	0	0	0	0	0	6
IND	A.Vinatieri	0	0	0	0	0	0	0	0	0	3	0	0	0	3
WAS	D.Hopkins	0	0	0	0	0	0	0	0	3	0	0	0	0	9

Possession Detail

	First Half		Second Half		Game	
	Visitor	Home	Visitor	Home	Visitor	Home
Largest Lead	11	0	12	0	12	0
Drives Leading	6	0	5	0	11	0
Time of Possession Leading	11:13	0:00	9:52	0:00	21:05	0:00
Largest Deficit	0	-11	0	-12	0	-12
Drives Trailing	0	6	0	5	0	11
Time of Possession Trailing	0:00	13:12	0:00	20:08	0:00	33:20
Times Score Tied Up		0		0		0
Lead Changes		1		0		1

Playtime Percentage

Percent of playtime per player on offense, defense and special teams

Indianapolis Colts

Washington Redskins

		Offense	Defense	Special Teams				Offense	Defense	Special Teams	
M Slauson	G	61	100%	3	12%	S Lauvao	G	74	100%	4	16%
J Haeg	T	61	100%	3	12%	M Moses	T	74	100%	4	16%
Q Nelson	G	61	100%	3	12%	C Roullier	C	74	100%	4	16%
A Luck	QB	61	100%			A Smith	QB	74	100%		
R Kelly	C	61	100%			T Williams	T	73	99%		
L Clark	T	61	100%			J Doctson	WR	71	96%		
J Doyle	TE	59	97%	8	32%	B Scherff	G	70	95%	1	4%
T Hilton	WR	55	90%			J Crowder	WR	69	93%		
R Grant	WR	43	70%			P Richardson	WR	68	92%		
C Rogers	WR	26	43%	5	20%	C Thompson	RB	50	68%		
N Hines	RB	25	41%			J Reed	TE	40	54%		
J Wilkins	RB	23	38%			V Davis	TE	27	36%		
Z Pascal	WR	18	30%	14	56%	A Peterson	RB	25	34%		
M Mack	RB	18	30%			J Sprinkle	TE	13	18%	15	60%
R Hewitt	TE	17	28%	12	48%	B Quick	WR	5	7%	4	16%
E Ebron	TE	16	26%			T Bergstrom	G	4	5%	4	16%
M Johnson	WR	5	8%	9	36%	J Chesson	WR	1	1%	18	72%
K Moore	CB		74 100%	13	52%	R Kelley	RB	1	1%	9	36%
C Geathers	SS		74 100%	12	48%	T Nsekhe	T	1	1%	4	16%
N Hairston	CB		74 100%	9	36%	M Nicholson	SS		61 100%	7	28%
D Leonard	LB		74 100%			J Norman	CB		61 100%		
M Hooker	FS		74 100%			D Swearinger	FS		61 100%		
M Hunt	DT		66 89%	10	40%	M Foster	LB		60 98%	6	24%
J Sheard	DE		56 76%	7	28%	Q Dunbar	CB		60 98%		
P Desir	CB		56 76%	2	8%	Z Brown	LB		51 84%		
A Muhammad	DE		46 62%	7	28%	R Kerrigan	LB		50 82%	3	12%
K Turay	DE		41 55%	8	32%	P Smith	LB		47 77%		
A Walker	LB		39 53%	13	52%	J Allen	DE		43 70%	3	12%
J Ward	DE		33 45%			F Moreau	CB		39 64%	9	36%
M Farley	SS		29 39%	17	68%	D Payne	NT		39 64%	3	12%
A Woods	NT		29 39%	4	16%	M Ioannidis	DE		37 61%	4	16%
G Stewart	NT		13 18%	7	28%	E Hood	DE		18 30%	3	12%
Q Wilson	CB		13 18%			R Anderson	LB		14 23%	12	48%
H Ridgeway	DT		12 16%	2	8%	P McPhee	LB		11 18%		
S Moore	LB		6 8%	4	16%	J Harvey-Clemons	LB		10 16%	18	72%
Z Franklin	LB		3 4%	14	56%	T Settle	NT		6 10%	6	24%
N Goode	LB		2 3%	19	76%	D Everett	SS		2 3%	21	84%
G Odum	FS			19	76%	Z Vigil	LB		1 2%	18	72%
M Adams	LB			18	72%	D Johnson	CB			21	84%
R Sanchez	P			12	48%	K Ladler	S			18	72%
C Moore	FS			10	40%	G Stroman	CB			16	64%
L Rhodes	LS			8	32%	S Hamilton	LB			14	56%
A Vinatieri	K			3	12%	T Way	P			9	36%
						N Sundberg	LS			9	36%

National Football League Game Summary

NFL Copyright © 2018 by The National Football League. All rights reserved. This summary and play-by-play is for the express purpose of assisting media in their coverage of the game; any other use of this material is prohibited without the written permission of the National Football League. Updated: 10/15/2018

Date: Sunday, 9/23/2018

Green Bay Packers at Washington Redskins
at FedExField, Landover, MD

Start Time: 1:02 PM EDT

Game Day Weather

Game Weather: Rain
Played Outdoor on Turf: Grass

Temp: 62° F (16.7° C) Humidity: 96%, Wind: NE 6 mph
Outdoor Weather: Rain,

Officials

Referee: Wrolstad, Craig (4)	Umpire: King, Paul (121)	Down Judge: Phillips, Jerod (6)
Line Judge: Johnson, Carl (101)	Field Judge: Lamberth, Jeff (21)	Side Judge: Hill, Adrian (29)
Back Judge: Helverson, Scott (93)	Replay Official: Nemmers, Larry (0)	

Lineups

Green Bay Packers			Washington Redskins				
Offense		Defense	Offense		Defense		
WR 18	R.Cobb	DE 96	M.Wilkerson	QB 11	A.Smith	CB 23	Q.Dunbar
LT 69	D.Bakhtiari	NT 97	K.Clark	RB 26	A.Peterson	CB 24	J.Norman
LG 65	L.Taylor	DE 76	M.Daniels	C 66	T.Bergstrom	CB 31	F.Moreau
C 63	C.Linsley	OLB 52	C.Matthews	LT 71	T.Williams	SS 35	M.Nicholson
RG 64	J.McCray	ILB 50	B.Martinez	LG 73	C.Roullier	FS 36	D.Swearinger
RT 75	B.Bulaga	ILB 44	A.Morrison	RG 75	B.Scherff	MLB 53	Z.Brown
TE 80	J.Graham	OLB 53	N.Perry	RT 76	M.Moses	MLB 54	M.Foster
WR 17	D.Adams	CB 38	T.Williams	WR 80	J.Crowder	WLB 91	R.Kerrigan
WR 81	G.Allison	CB 23	J.Alexander	WR 85	V.Davis	DE 93	J.Allen
QB 12	A.Rodgers	S 21	H.Clinton-Dix	TE 86	J.Reed	SLB 94	P.Smith
RB 30	J.Williams	S 29	K.Brice	WR 87	J.Sprinkle	NT 95	D.Payne

Substitutions

K 2 M.Crosby, P 6 J.Scott, CB 31 D.House, RB 33 A.Jones, S 35 J.Whitehead, S 36 R.Greene, CB 37 J.Jackson, LB 42 O.Burks, LS 43 H.Bradley, LB 51 K.Fackrell, LB 54 J.Crawford, LB 56 K.Toomer, G 62 L.Patrick, T/G 74 B.Bell, T 78 J.Spriggs, WR 83 M.Valdes-Scantling, TE 84 L.Kendricks, TE 85 R.Tonyan, RB 88 T.Montgomery, TE 89 M.Lewis, DL 90 M.Adams, LB 93 R.Gilbert, DL 94 D.Lowry

Substitutions

K 3 D.Hopkins, P 5 T.Way, WR 10 P.Richardson, WR 13 M.Harris, WR 18 J.Doctson, S 22 D.Everett, RB 25 C.Thompson, CB 37 G.Stroman, LB 40 J.Harvey-Clemons, CB 41 D.Johnson, RB 46 K.Bibbs, S 48 K.Ladler, LB 51 S.Hamilton, LB 52 R.Anderson, C 55 C.Dunn, LB 56 Z.Vigil, LS 57 N.Sundberg, T 79 T.Nsekhe, WR 83 B.Quick, DL 90 E.Hood, LB 96 P.McPhee, DL 97 T.Settle, DL 98 M.Ioannidis

Did Not Play

QB 9 D.Kizer

Did Not Play

QB 12 C.McCoy

Not Active

QB 8 T.Boyle, WR 19 E.St. Brown, CB 20 K.King, RB 22 D.Jackson, S 27 J.Jones, T/G 70 A.Light, WR 82 J.Moore

Not Active

WR 17 M.Floyd, S 30 T.Apke, RB 32 S.Perine, CB 39 A.Alexander, T 74 G.Christian, G 77 S.Lauvao, DT 99 C.Brantley

Field Goals (made () & missed)

M.Crosby	(41)	D.Hopkins	(35)				
		1	2	3	4	OT	Total
VISITOR:	Green Bay Packers	0	10	7	0	0	17
HOME:	Washington Redskins	14	14	0	3	0	31

Scoring Plays

Team	Qtr	Time	Play Description (Extra Point) (Drive Info)	Visitor	Home
Redskins	1	12:54	P.Richardson 46 yd. pass from A.Smith (D.Hopkins kick) (4-75, 2:06)	0	7
Redskins	1	2:14	A.Peterson 2 yd. run (D.Hopkins kick) (10-79, 6:04)	0	14
Packers	2	12:52	M.Crosby 41 yd. Field Goal (9-52, 4:22)	3	14
Redskins	2	4:26	J.Crowder 9 yd. pass from A.Smith (D.Hopkins kick) (8-98, 3:14)	3	21
Packers	2	2:15	G.Allison 64 yd. pass from A.Rodgers (M.Crosby kick) (4-76, 2:11)	10	21
Redskins	2	0:21	A.Peterson 2 yd. run (D.Hopkins kick) (5-74, 1:54)	10	28
Packers	3	7:58	D.Adams 2 yd. pass from A.Rodgers (M.Crosby kick) (15-75, 7:02)	17	28
Redskins	4	1:58	D.Hopkins 35 yd. Field Goal (8-29, 3:25)	17	31

Paid Attendance: 59,827

Time: 3:16

9/23/2018 at FedExField

Final Individual Statistics

Green Bay Packers

RUSHING	ATT	YDS	AVG	LG	TD
A.Jones	6	42	7.0	17	0
J.Williams	5	29	5.8	10	0
T.Montgomery	4	16	4.0	11	0
A.Rodgers	2	13	6.5	10	0
Total	17	100	5.9	17	0

PASSING	ATT	CMP	YDS	SK/YD	TD	LG	IN	RT
A.Rodgers	44	27	265	4/25	2	64	0	93.5
J.Scott	1	0	0	0/0	0	0	0	39.6
Total	45	27	265	4/25	2	64	0	91.4

PASS RECEIVING	TAR	REC	YDS	AVG	LG	TD
D.Adams	9	7	52	7.4	16	1
T.Montgomery	7	6	49	8.2	16	0
J.Graham	7	5	45	9.0	18	0
R.Cobb	11	4	22	5.5	11	0
G.Allison	4	2	76	38.0	64	1
J.Williams	3	2	16	8.0	11	0
A.Jones	1	1	5	5.0	5	0
M.Crosby	1	0	0	0.0	0	0
L.Kendricks	1	0	0	0.0	0	0
M.Valdes-Scantling	1	0	0	0.0	0	0
Total	45	27	265	9.8	64	2

INTERCEPTIONS	NO	YDS	AVG	LG	TD
H.Clinton-Dix	1	1	1.0	1	0
Total	1	1	1.0	1	0

PUNTING	NO	YDS	AVG	NET	TB	IN20	LG
J.Scott	5	232	46.4	44.6	0	2	58
Total	5	232	46.4	44.6	0	2	58

PUNT RETURNS	NO	YDS	AVG	FC	LG	TD
R.Cobb	4	29	7.3	1	11	0
Total	4	29	7.3	1	11	0

KICKOFF RETURNS	NO	YDS	AVG	FC	LG	TD
T.Montgomery	1	25	25.0	0	25	0
[TOUCHBACK]	5	0	0.0	0	0	0
Total	1	25	25.0	0	25	0

Washington Redskins

RUSHING	ATT	YDS	AVG	LG	TD
A.Peterson	19	120	6.3	41	2
A.Smith	7	20	2.9	7	0
C.Thompson	6	17	2.8	5	0
J.Crowder	1	6	6.0	6	0
K.Bibbs	2	3	1.5	2	0
Total	35	166	4.7	41	2

PASSING	ATT	CMP	YDS	SK/YD	TD	LG	IN	RT
A.Smith	20	12	220	0/0	2	50	1	110.4
Total	20	12	220	0/0	2	50	1	110.4

PASS RECEIVING	TAR	REC	YDS	AVG	LG	TD
J.Reed	7	4	65	16.3	34	0
J.Crowder	4	4	39	9.8	18	1
V.Davis	2	2	70	35.0	50	0
P.Richardson	2	1	46	46.0	46	1
C.Thompson	2	1	0	0.0	0	0
J.Doctson	3	0	0	0.0	0	0
Total	20	12	220	18.3	50	2

INTERCEPTIONS	NO	YDS	AVG	LG	TD
Total	0	0	0	0	0

PUNTING	NO	YDS	AVG	NET	TB	IN20	LG
T.Way	5	235	47.0	41.2	0	1	57
Total	5	235	47.0	41.2	0	1	57

PUNT RETURNS	NO	YDS	AVG	FC	LG	TD
G.Stroman	1	9	9.0	3	9	0
[DOWNED]	1	0	0.0	0	0	0
Total	1	9	9.0	3	9	0

KICKOFF RETURNS	NO	YDS	AVG	FC	LG	TD
G.Stroman	1	18	18.0	0	18	0
D.Johnson	1	15	15.0	0	15	0
[TOUCHBACK]	2	0	0.0	0	0	0
Total	2	33	16.5	0	18	0

Green Bay Packers

FUMBLES	FUM	LOST	OWN-REC	YDS	TD	FORCED	OPP-REC	YDS	TD	OUT-BDS
H.Bradley	1	0	0	0	0	0	0	0	0	0
R.Cobb	1	1	0	0	0	0	0	0	0	0
J.Scott	0	0	1	0	0	0	0	0	0	0
Total	2	1	1	0	0	0	0	0	0	0

Washington Redskins

FUMBLES	FUM	LOST	OWN-REC	YDS	TD	FORCED	OPP-REC	YDS	TD	OUT-BDS
F.Moreau	0	0	0	0	0	1	0	0	0	0
J.Norman	0	0	0	0	0	0	1	0	0	0
Total	0	0	0	0	0	1	1	0	0	0

Final Team Statistics

	Visitor Packers	Home Redskins
TOTAL FIRST DOWNS	19	20
By Rushing	7	9
By Passing	11	7
By Penalty	1	4
THIRD DOWN EFFICIENCY	6-14-43%	5-11-45%
FOURTH DOWN EFFICIENCY	0-2-0%	0-0-0%
TOTAL NET YARDS	340	386
Total Offensive Plays (inc. times thrown passing)	66	55
Average gain per offensive play	5.2	7.0
NET YARDS RUSHING	100	166
Total Rushing Plays	17	35
Average gain per rushing play	5.9	4.7
Tackles for a loss-number and yards	1-2	1-2
NET YARDS PASSING	240	220
Times thrown - yards lost attempting to pass	4-25	0-0
Gross yards passing	265	220
PASS ATTEMPTS-COMPLETIONS-HAD INTERCEPTED	45-27-0	20-12-1
Avg gain per pass play (inc.# thrown passing)	4.9	11.0
KICKOFFS Number-In End Zone-Touchbacks	4-3-2	6-6-5
PUNTS Number and Average	5-46.4	5-47.0
Had Blocked	0	0
FGs - PATs Had Blocked	0-0	0-0
Net Punting Average	44.6	41.2
TOTAL RETURN YARDAGE (Not Including Kickoffs)	30	9
No. and Yards Punt Returns	4-29	1-9
No. and Yards Kickoff Returns	1-25	2-33
No. and Yards Interception Returns	1-1	0-0
PENALTIES Number and Yards	11-115	6-66
FUMBLES Number and Lost	2-1	0-0
TOUCHDOWNS	2	4
Rushing	0	2
Passing	2	2
EXTRA POINTS Made-Attempts	2-2	4-4
Kicking Made-Attempts	2-2	4-4
FIELD GOALS Made-Attempts	1-1	1-1
RED ZONE EFFICIENCY	1-2-50%	3-5-60%
GOAL TO GO EFFICIENCY	1-1-100%	3-3-100%
SAFETIES	0	0
FINAL SCORE	17	31
TIME OF POSSESSION	30:55	29:05

Ball Possession And Drive Chart

Green Bay Packers

#	Time Recd	Time Lost	Time Poss	How Ball Obtained	Drive Began	# Play	Yds Gain	Yds Pen	Net Yds	1st Down	Last Scrm	How Given Up
1	12:54	10:43	2:11	Kickoff	GB 25	5	11	0	11	1	GB 36	Punt
2	9:49	8:18	1:31	Punt	GB 23	3	7	0	7	0	GB 30	Punt
3	2:14	12:52	4:22	Kickoff	GB 25	9	41	11	52	4	* WAS 23	Field Goal
4	11:20	7:40	3:40	Interception	GB 45	6	12	0	12	1	WAS 43	Punt
5	4:26	2:15	2:11	Kickoff	GB 24	4	76	0	76	2	GB 36	Touchdown
6	0:21	0:00	0:21	Kickoff	GB 25	4	32	0	32	2	WAS 43	End of Half
7	15:00	7:58	7:02	Kickoff	GB 25	15	75	0	75	6	* WAS 2	Touchdown
8	5:33	2:32	3:01	Punt	GB 32	5	30	-5	25	1	WAS 43	Downs
9	14:35	12:28	2:07	Punt	GB 16	4	18	-18	0	0	GB 16	Punt
10	10:11	7:26	2:45	Punt	GB 10	6	36	0	36	2	GB 46	Punt
11	5:55	5:23	0:32	Punt	GB 42	2	4	0	4	0	GB 46	Fumble
12	1:58	0:46	1:12	Kickoff	GB 25	4	-2	-10	-12	0	GB 13	Downs

(317) Average GB 26

Washington Redskins

#	Time Recd	Time Lost	Time Poss	How Ball Obtained	Drive Began	# Play	Yds Gain	Yds Pen	Net Yds	1st Down	Last Scrm	How Given Up
1	15:00	12:54	2:06	Kickoff	WAS 25	4	75	0	75	2	GB 46	Touchdown
2	10:43	9:49	0:54	Punt	WAS 22	3	1	0	1	0	WAS 23	Punt
3	8:18	2:14	6:04	Punt	WAS 21	10	57	22	79	7	* GB 2	Touchdown
4	12:52	11:20	1:32	Kickoff	WAS 25	3	18	0	18	1	WAS 43	Interception
5	7:40	4:26	3:14	Punt	WAS 2	8	98	0	98	4	* GB 9	Touchdown
6	2:15	0:21	1:54	Kickoff	WAS 26	5	74	0	74	3	* GB 2	Touchdown
7	7:58	5:33	2:25	Kickoff	WAS 17	3	5	0	5	0	WAS 22	Punt
8	2:32	14:35	2:57	Downs	WAS 43	4	12	0	12	1	GB 45	Punt
9	12:28	10:11	2:17	Punt	WAS 35	3	10	-10	0	0	WAS 35	Punt
10	7:26	5:55	1:31	Punt	WAS 12	3	4	0	4	0	WAS 16	Punt
11	5:23	1:58	3:25	Fumble	GB 46	8	34	-5	29	2	* GB 17	Field Goal
12	0:46	0:00	0:46	Downs	GB 13	2	-2	0	-2	0	* GB 14	End of Game

(369) Average WAS 31

* inside opponent's 20

Time of Possession by Quarter

Visitor	Home	1st	2nd	3rd	4th	OT	Total
Green Bay Packers	Washington Redskins	5:56	8:20	10:03	6:36		30:55
Washington Redskins	Green Bay Packers	9:04	6:40	4:57	8:24		29:05

Kickoff Drive No.-Start Average

Packers: 6 - GB 25 Redskins: 4 - WAS 23

First Quarter

9/23/2018

Play By Play

GB wins the coin toss and elects to defer. WAS elects to Receive, and GB elects to defend the west goal.

M.Crosby kicks 65 yards from GB 35 to end zone, Touchback.

Washington Redskins at 15:00

1-10-WAS 25 (15:00) (Shotgun) A.Smith pass short left to J.Reed to WAS 32 for 7 yards (K.Clark, B.Martinez).

2-3-WAS 32 (14:25) A.Peterson left guard to WAS 34 for 2 yards (O.Burks).

3-1-WAS 34 (13:44) A.Smith pass short right to V.Davis to GB 46 for 20 yards (J.Alexander). P1

1-10-GB 46 (13:02) A.Smith pass deep middle to P.Richardson for 46 yards, TOUCHDOWN. P2

D.Hopkins extra point is GOOD, Center-N.Sundberg, Holder-T.Way.

GB 0 WAS 7, 4 plays, 75 yards, 2:06 drive, 2:06 elapsed

D.Hopkins kicks 65 yards from WAS 35 to end zone, Touchback.

Green Bay Packers at 12:54

1-10-GB 25 (12:54) (Shotgun) A.Rodgers pass incomplete short right to R.Cobb.

2-10-GB 25 (12:48) (Shotgun) J.Williams up the middle to GB 35 for 10 yards (J.Norman; M.Foster). R1

1-10-GB 35 (12:16) (Shotgun) A.Rodgers sacked at GB 28 for -7 yards (J.Allen).

2-17-GB 28 (11:33) (Shotgun) A.Rodgers pass short left to D.Adams pushed ob at GB 36 for 8 yards (Q.Dunbar).

3-9-GB 36 (10:55) (Shotgun) A.Rodgers pass incomplete short middle to R.Cobb.

4-9-GB 36 (10:49) K.Fackrell reported in as eligible. J.Scott punts 42 yards to WAS 22, Center-H.Bradley, fair catch by G.Stroman.

Washington Redskins at 10:43

1-10-WAS 22 (10:43) (Shotgun) A.Peterson left end to WAS 23 for 1 yard (M.Daniels; M.Wilkerson).

2-9-WAS 23 (10:15) (No Huddle) A.Smith pass incomplete short left to J.Doctson.

3-9-WAS 23 (10:10) (Shotgun) A.Smith pass incomplete short middle to J.Doctson [C.Matthews].

4-9-WAS 23 (10:03) T.Way punts 49 yards to GB 28, Center-N.Sundberg. R.Cobb pushed ob at GB 33 for 5 yards (J.Harvey-Clemons).

PENALTY on GB-J.Whitehead, Illegal Block Above the Waist, 10 yards, enforced at GB 33.

Green Bay Packers at 9:49

1-10-GB 23 (9:49) (Shotgun) T.Montgomery left tackle to GB 26 for 3 yards (P.Smith, M.Ioannidis).

2-7-GB 26 (9:13) (Shotgun) T.Montgomery left guard to GB 30 for 4 yards (P.Smith, Z.Brown).

3-3-GB 30 (8:30) (Shotgun) A.Rodgers pass incomplete short left to D.Adams.

4-3-GB 30 (8:26) J.Scott punts 49 yards to WAS 21, Center-H.Bradley, fair catch by G.Stroman.

Washington Redskins at 8:18

1-10-WAS 21 (8:18) A.Peterson right tackle to WAS 34 for 13 yards (K.Brice; H.Clinton-Dix). R3

1-10-WAS 34 (7:34) (Shotgun) A.Smith pass short middle to J.Reed to WAS 43 for 9 yards (J.Alexander).

2-1-WAS 43 (6:54) (Shotgun) A.Peterson right end pushed ob at GB 45 for 12 yards (J.Alexander). R4

PENALTY on WAS-V.Davis, Taunting, 15 yards, enforced between downs.

1-10-WAS 40 (6:22) (Shotgun) A.Peterson left end to WAS 42 for 2 yards (B.Martinez; D.Lowry).

2-8-WAS 42 (5:38) (Shotgun) A.Smith pass incomplete deep right to P.Richardson.

PENALTY on GB-J.Alexander, Defensive Pass Interference, 22 yards, enforced at WAS 42 - No Play. X5

1-10-GB 36 (5:32) A.Smith pass incomplete short left to J.Doctson.

PENALTY on GB-T.Williams, Defensive Pass Interference, 8 yards, enforced at GB 36 - No Play. X6

1-10-GB 28 (5:29) (Shotgun) C.Thompson left end to GB 25 for 3 yards (K.Clark).

2-7-GB 25 (4:49) (Shotgun) C.Thompson left tackle to GB 23 for 2 yards (K.Clark, O.Burks).

3-5-GB 23 (4:05) (Shotgun) A.Smith scrambles right end to GB 17 for 6 yards (J.Alexander). WAS-M.Moses was injured during the play. He is Out. 76 - is R7
being evaluated for a possible concussion

1-10-GB 17 (3:22) (Shotgun) A.Peterson left guard to GB 15 for 2 yards (K.Clark).

2-8-GB 15 (2:58) (No Huddle) A.Smith pass short right to J.Crowder pushed ob at GB 9 for 6 yards (J.Jackson).

3-2-GB 9 (2:20) (Shotgun) A.Smith pass incomplete short right to J.Doctson.

PENALTY on GB-D.House, Defensive Pass Interference, 7 yards, enforced at GB 9 - No Play. X8

1-2-GB 2 (2:16) R.Anderson reported in as eligible. A.Peterson left guard for 2 yards, TOUCHDOWN. R9

D.Hopkins extra point is GOOD, Center-N.Sundberg, Holder-T.Way.

GB 0 WAS 14, 10 plays, 79 yards, 3 penalties, 6:04 drive, 12:46 elapsed

D.Hopkins kicks 65 yards from WAS 35 to end zone, Touchback.

Green Bay Packers at 2:14

Green Bay Packers vs Washington Redskins at FedExField

1-10-GB 25 (2:14) (Shotgun) J.Williams left end to GB 30 for 5 yards (M.Foster; D.Payne).

2-5-GB 30 (1:36) (Shotgun) A.Rodgers pass incomplete deep left to D.Adams.

PENALTY on WAS-Q.Dunbar, Defensive Pass Interference, 21 yards, enforced at GB 30 - No Play.
 Penalty on WAS-J.Norman, Face Mask (15 Yards), declined.

1-10-WAS 49 (1:30) (Shotgun) A.Rodgers pass short left to R.Cobb to WAS 38 for 11 yards (P.Smith).

1-10-WAS 38 (:52) (Shotgun) A.Jones right end to WAS 28 for 10 yards (M.Foster).

1-10-WAS 28 (:11) (Shotgun) A.Jones right end to WAS 20 for 8 yards (D.Payne, M.Nicholson).

X2

P3

R4

END OF QUARTER

	Score	Time Poss	First Downs				Efficiencies	
			R	P	X	T	3 Down	4 Down
Green Bay Packers	0	5:56	2	1	1	4	0/2	0/0
Washington Redskins	14	9:04	4	2	3	9	2/3	0/0

Second Quarter

9/23/2018

Play By Play

Green Bay Packers continued.

2-2-WAS 20	(15:00) (Shotgun) A.Rodgers left end to WAS 17 for 3 yards (P.Smith).	R5
<u>1-10-WAS 17</u>	(14:19) (Shotgun) A.Rodgers pass incomplete deep middle to R.Cobb.	
2-10-WAS 17	(14:12) (Shotgun) A.Rodgers pass incomplete short right to D.Adams [J.Allen].	
3-10-WAS 17	(14:06) (Shotgun) A.Rodgers scrambles up the middle to WAS 6 for 11 yards (D.Swearinger).	
	PENALTY on GB-B.Bulaga, Offensive Holding, 10 yards, enforced at WAS 17 - No Play.	
3-20-WAS 27	(13:32) (Shotgun) A.Rodgers pass short middle to D.Adams to WAS 23 for 4 yards (M.Nicholson, J.Allen).	
4-16-WAS 23	(12:56) M.Crosby 41 yard field goal is GOOD, Center-H.Bradley, Holder-J.Scott.	

GB 3 WAS 14, 9 plays, 52 yards, 1 penalty, 4:22 drive, 2:08 elapsed

M.Crosby kicks 65 yards from GB 35 to end zone, Touchback.

Washington Redskins at 12:52

1-10-WAS 25	(12:52) A.Peterson right end to WAS 28 for 3 yards (K.Clark).	
2-7-WAS 28	(12:07) (Shotgun) A.Smith pass short middle to J.Reed to WAS 43 for 15 yards (K.Brice).	P10
<u>1-10-WAS 43</u>	(11:26) A.Smith pass short left intended for J.Reed INTERCEPTED by H.Clinton-Dix at GB 44. H.Clinton-Dix ran ob at GB 45 for 1 yard.	

Green Bay Packers at 11:20

1-10-GB 45	(11:20) (Shotgun) A.Rodgers sacked at GB 38 for -7 yards (M.Ioannidis).	
2-17-GB 38	(10:38) (Shotgun) J.Williams left end to GB 47 for 9 yards (M.Nicholson, M.Foster).	
3-8-GB 47	(9:58) (Shotgun) A.Rodgers pass short right to G.Allison to WAS 41 for 12 yards (J.Norman) [P.Smith].	P6
<u>1-10-WAS 41</u>	(9:17) (Shotgun) T.Montgomery right end to WAS 43 for -2 yards (Z.Brown; M.Foster).	
2-12-WAS 43	(8:39) (Shotgun) A.Rodgers pass short left to D.Adams to WAS 43 for no gain (J.Allen).	
3-12-WAS 43	(7:54) (Shotgun) A.Rodgers pass incomplete deep right to R.Cobb.	
4-12-WAS 43	(7:49) J.Scott punts 41 yards to WAS 2, Center-H.Bradley, downed by GB-M.Valdes-Scantling.	

Washington Redskins at 7:40

1-10-WAS 2	(7:40) A.Peterson right tackle to WAS 6 for 4 yards (C.Matthews; J.Alexander).	
	Timeout #1 by WAS at 07:17.	
2-6-WAS 6	(7:17) (Shotgun) A.Smith pass incomplete short middle to J.Reed (K.Clark).	
3-6-WAS 6	(7:13) (Shotgun) A.Smith pass deep middle to J.Reed to WAS 40 for 34 yards (B.Martinez, T.Williams).	P11
<u>1-10-WAS 40</u>	(6:28) A.Peterson right end pushed ob at GB 19 for 41 yards (H.Clinton-Dix; B.Martinez).	R12
<u>1-10-GB 19</u>	(5:49) A.Peterson left guard to GB 16 for 3 yards (K.Clark; N.Perry).	
2-7-GB 16	(5:08) (Shotgun) A.Smith pass incomplete short middle to J.Doctson.	
3-7-GB 16	(5:05) (Shotgun) A.Smith scrambles left end pushed ob at GB 9 for 7 yards (J.Whitehead).	R13
<u>1-9-GB 9</u>	(4:30) (Shotgun) A.Smith pass short middle to J.Crowder for 9 yards, TOUCHDOWN.	P14
	D.Hopkins extra point is GOOD, Center-N.Sundberg, Holder-T.Way.	

GB 3 WAS 21, 8 plays, 98 yards, 3:14 drive, 10:34 elapsed

D.Hopkins kicks 66 yards from WAS 35 to GB -1. T.Montgomery to GB 24 for 25 yards (S.Hamilton).

Green Bay Packers at 4:26, (1st play from scrimmage 4:19)

1-10-GB 24	(4:19) (Shotgun) A.Rodgers pass short right to J.Graham to GB 30 for 6 yards (P.Smith, M.Foster).	
2-4-GB 30	(3:43) (Shotgun) A.Jones up the middle to GB 33 for 3 yards (D.Payne).	
3-1-GB 33	(3:01) A.Jones left end to GB 36 for 3 yards (P.Smith).	R7
<u>1-10-GB 36</u>	(2:24) (Shotgun) A.Rodgers pass deep middle to G.Allison for 64 yards, TOUCHDOWN.	P8
	M.Crosby extra point is GOOD, Center-H.Bradley, Holder-J.Scott.	

GB 10 WAS 21, 4 plays, 76 yards, 2:11 drive, 12:45 elapsed
--

M.Crosby kicks 54 yards from GB 35 to WAS 11. D.Johnson to WAS 26 for 15 yards (J.Alexander).

Washington Redskins at 2:15, (1st play from scrimmage 2:10)

1-10-WAS 26	(2:10) (Shotgun) C.Thompson right end to WAS 29 for 3 yards (N.Perry). GB-M.Wilkerson was injured during the play. He is Out. 96 - has an ankle injury	
-------------	--	--

Two-Minute Warning

2-7-WAS 29	(2:00) (Shotgun) A.Smith pass deep right to V.Davis pushed ob at GB 21 for 50 yards (H.Clinton-Dix).	P15
<u>1-10-GB 21</u>	(1:52) (Shotgun) A.Smith pass short middle to J.Crowder to GB 3 for 18 yards (H.Clinton-Dix, J.Jackson).	P16
<u>1-3-GB 3</u>	(1:09) (Shotgun) C.Thompson up the middle to GB 2 for 1 yard (B.Martinez, K.Brice).	
2-2-GB 2	(:28) R.Anderson reported in as eligible. A.Peterson left guard for 2 yards, TOUCHDOWN.	R17
	The Replay Official reviewed the runner broke the plane ruling, and the play was Upheld. The ruling on the field stands.	

Green Bay Packers vs Washington Redskins at FedExField

D.Hopkins extra point is GOOD, Center-N.Sundberg, Holder-T.Way.

GB 10 WAS 28, 5 plays, 74 yards, 1:54 drive, 14:39 elapsed

D.Hopkins kicks 65 yards from WAS 35 to end zone, Touchback.

Green Bay Packers at 0:21

1-10-GB 25 (:21) (Shotgun) T.Montgomery left tackle to GB 36 for 11 yards (Q.Dunbar, M.Foster). R9

Timeout #1 by GB at 00:15.

1-10-GB 36 (:15) (Shotgun) A.Rodgers pass short middle to T.Montgomery to GB 43 for 7 yards (D.Payne, J.Harvey-Clemons). WAS-J.Harvey-Clemons was injured during the play.

Timeout #2 by WAS at 00:08.

2-3-GB 43 (:08) (Shotgun) A.Rodgers pass short middle to D.Adams to WAS 43 for 14 yards (Q.Dunbar). P10

Timeout #2 by GB at 00:03.

1-10-WAS 43 (:03) (Field Goal formation) J.Scott Aborted. H.Bradley FUMBLES at WAS 43, recovered by GB-J.Scott at GB 49. J.Scott pass incomplete short right to M.Crosby.

END OF QUARTER

	Score	Time Poss	First Downs				Efficiencies	
			R	P	X	T	3 Down	4 Down
Green Bay Packers	10	8:20	3	3	0	6	2/4	0/0
Washington Redskins	28	6:40	3	5	0	8	2/2	0/0

Third Quarter

9/23/2018

Play By Play

GB elects to Receive, and WAS elects to defend the East goal.

D.Hopkins kicks 65 yards from WAS 35 to end zone, Touchback.

Green Bay Packers at 15:00

1-10-GB 25	(15:00) (Shotgun) J.Williams left end to GB 25 for no gain (P.Smith; M.Foster).	
2-10-GB 25	(14:32) (No Huddle, Shotgun) A.Rodgers pass short left to J.Graham to GB 28 for 3 yards (Q.Dunbar, Z.Brown).	
3-7-GB 28	(13:50) (No Huddle, Shotgun) A.Rodgers pass short middle to R.Cobb to GB 37 for 9 yards (F.Moreau).	P11
<u>1-10-GB 37</u>	(13:20) (No Huddle, Shotgun) A.Rodgers pass incomplete short right to J.Williams.	
2-10-GB 37	(13:14) (No Huddle, Shotgun) A.Rodgers pass short middle to J.Williams to GB 48 for 11 yards (M.Foster, J.Norman).	P12
<u>1-10-GB 48</u>	(12:30) (No Huddle, Shotgun) A.Rodgers pass short right to J.Williams to WAS 47 for 5 yards (Z.Brown, J.Norman).	
2-5-WAS 47	(11:57) (No Huddle, Shotgun) A.Rodgers pass incomplete short left to G.Allison.	
3-5-WAS 47	(11:49) (Shotgun) A.Rodgers pass short middle to T.Montgomery to WAS 31 for 16 yards (Q.Dunbar, F.Moreau).	P13
<u>1-10-WAS 31</u>	(11:07) (Shotgun) A.Rodgers pass short right to R.Cobb to WAS 29 for 2 yards (D.Swearinger, R.Anderson).	
2-7-WAS 29	(10:23) (No Huddle, Shotgun) A.Rodgers pass short right to T.Montgomery pushed ob at WAS 25 for 4 yards (J.Norman).	
3-3-WAS 25	(9:48) (No Huddle, Shotgun) A.Rodgers scrambles right end ran ob at WAS 15 for 10 yards.	R14
	Timeout #1 by GB at 09:02.	
<u>1-10-WAS 15</u>	(9:02) (Shotgun) A.Rodgers pass incomplete short right to G.Allison.	
2-10-WAS 15	(8:52) (Shotgun) A.Rodgers pass incomplete short left to R.Cobb.	
3-10-WAS 15	(8:48) (Shotgun) A.Rodgers pass short right to J.Graham to WAS 2 for 13 yards (J.Norman; M.Nicholson).	P15
<u>1-2-WAS 2</u>	(8:02) (Shotgun) A.Rodgers pass short left to D.Adams for 2 yards, TOUCHDOWN. The Replay Official reviewed the runner broke the plane ruling, and the play was Upheld. The ruling on the field stands. M.Crosby extra point is GOOD, Center-H.Bradley, Holder-J.Scott.	P16

GB 17 WAS 28, 15 plays, 75 yards, 7:02 drive, 7:02 elapsed
--

M.Crosby kicks 66 yards from GB 35 to WAS -1. G.Stroman to WAS 17 for 18 yards (M.Valdes-Scantling).

Washington Redskins at 7:58, (1st play from scrimmage 7:53)

1-10-WAS 17	(7:53) A.Peterson right tackle to WAS 19 for 2 yards (A.Morrison; D.Lowry).	
2-8-WAS 19	(7:09) (Shotgun) C.Thompson right tackle to WAS 22 for 3 yards (K.Clark).	
3-5-WAS 22	(6:25) (Shotgun) A.Smith pass short right to C.Thompson to WAS 22 for no gain (J.Alexander, N.Perry) [J.Whitehead].	
4-5-WAS 22	(5:46) T.Way punts 57 yards to GB 21, Center-N.Sundberg. R.Cobb to GB 32 for 11 yards (D.Everett, K.Ladler).	

Green Bay Packers at 5:33

1-10-GB 32	(5:33) (Shotgun) A.Jones up the middle to GB 49 for 17 yards (M.Nicholson).	R17
<u>1-10-GB 49</u>	(5:02) (Shotgun) A.Jones left guard to 50 for 1 yard (M.Nicholson; M.Foster).	
2-9-50	(4:22) (Shotgun) PENALTY on GB-J.Spriggs, False Start, 5 yards, enforced at 50 - No Play.	
2-14-GB 45	(3:57) (Shotgun) A.Rodgers sacked at GB 41 for -4 yards (D.Payne).	
3-18-GB 41	(3:14) (Shotgun) A.Rodgers pass deep left to D.Adams to WAS 43 for 16 yards (Q.Dunbar, M.Nicholson).	
	Timeout #1 by WAS at 02:33.	
4-2-WAS 43	(2:33) (Shotgun) A.Rodgers pass short left to R.Cobb to WAS 40 for 3 yards (J.Harvey-Clemons). Washington challenged the pass completion ruling, and the play was REVERSED. (Shotgun) A.Rodgers pass incomplete short left to R.Cobb.	

Washington Redskins at 2:32

1-10-WAS 43	(2:32) A.Peterson right tackle to WAS 46 for 3 yards (N.Perry; K.Clark).	
2-7-WAS 46	(1:50) (Shotgun) A.Smith sacked at WAS 35 for -11 yards (C.Matthews).	
	PENALTY on GB-C.Matthews, Roughing the Passer, 15 yards, enforced at WAS 46 - No Play.	X18
<u>1-10-GB 39</u>	(1:26) A.Peterson left end to GB 35 for 4 yards (N.Perry, K.Brice).	
	PENALTY on WAS-V.Davis, Offensive Holding, 10 yards, enforced at GB 39 - No Play.	
1-20-GB 49	(:55) (Shotgun) A.Smith pass incomplete short left to C.Thompson (B.Martinez).	
2-20-GB 49	(:49) (Shotgun) C.Thompson right end to GB 44 for 5 yards (B.Martinez).	
3-15-GB 44	(:49) (Shotgun) PENALTY on WAS-T.Nsekhe, False Start, 5 yards, enforced at GB 44 - No Play.	

END OF QUARTER

	Score	Time Poss	First Downs				Efficiencies	
			R	P	X	T	3 Down	4 Down
Green Bay Packers	17	10:03	2	5	0	7	4/5	0/1
Washington Redskins	28	4:57	0	0	1	1	0/1	0/0

Fourth Quarter

9/23/2018

Play By Play

Washington Redskins continued.

- 3-20-GB 49 (15:00) (Shotgun) A.Smith scrambles left end pushed ob at GB 45 for 4 yards (C.Matthews).
 4-16-GB 45 (14:43) T.Way punts 29 yards to GB 16, Center-N.Sundberg, fair catch by R.Cobb.

Green Bay Packers at 14:35

- 1-10-GB 16 (14:35) (Shotgun) T.Montgomery up the middle to GB 20 for 4 yards (M.Foster, P.Smith).
 PENALTY on GB-L.Taylor, Offensive Holding, 8 yards, enforced at GB 16 - No Play.
 1-18-GB 8 (14:15) (Shotgun) A.Rodgers pass incomplete deep left to R.Cobb.
 2-18-GB 8 (14:09) (Shotgun) A.Rodgers pass short right to T.Montgomery to GB 12 for 4 yards (Z.Brown).
 3-14-GB 12 (13:27) (Shotgun) A.Rodgers pass short right to T.Montgomery pushed ob at GB 26 for 14 yards (M.Nicholson).
 PENALTY on GB-G.Allison, Offensive Holding, 10 yards, enforced at GB 26.
 3-10-GB 16 (12:49) A.Rodgers pass incomplete deep right to L.Kendricks [R.Anderson].
 4-10-GB 16 (12:38) J.Scott punts 58 yards to WAS 26, Center-H.Bradley. G.Stroman to WAS 35 for 9 yards (M.Valdes-Scantling).

Washington Redskins at 12:28

- 1-10-WAS 35 (12:28) (Shotgun) A.Peterson right guard to WAS 39 for 4 yards (B.Martinez).
 2-6-WAS 39 (11:46) (Shotgun) A.Smith scrambles right end ran ob at WAS 42 for 3 yards.
 PENALTY on WAS-T.Nsekhe, Offensive Holding, 10 yards, enforced at WAS 39 - No Play.
 2-16-WAS 29 (11:18) (Shotgun) A.Smith pass short left to J.Crowder to WAS 35 for 6 yards (J.Jackson, B.Martinez).
 3-10-WAS 35 (10:34) (Shotgun) A.Smith pass incomplete deep left to P.Richardson.
 4-10-WAS 35 (10:24) T.Way punts 55 yards to GB 10, Center-N.Sundberg. R.Cobb to GB 20 for 10 yards (S.Hamilton).
 PENALTY on GB-D.House, Offensive Holding, 10 yards, enforced at GB 20.

Green Bay Packers at 10:11

- 1-10-GB 10 (10:11) (Shotgun) A.Rodgers pass short left to J.Graham pushed ob at GB 28 for 18 yards (D.Swearinger). P18
1-10-GB 28 (9:35) (Shotgun) J.Williams left tackle to GB 33 for 5 yards (R.Kerrigan).
 2-5-GB 33 (8:59) (Shotgun) A.Rodgers pass short right to D.Adams to GB 41 for 8 yards (J.Norman; J.Allen). P19
1-10-GB 41 (8:27) (No Huddle, Shotgun) A.Rodgers pass incomplete short right to J.Graham (D.Swearinger).
 2-10-GB 41 (8:23) (Shotgun) A.Rodgers pass short right to J.Graham to GB 46 for 5 yards (F.Moreau). WAS-F.Moreau was injured during the play.
 3-5-GB 46 (7:38) (Shotgun) A.Rodgers pass incomplete short middle to T.Montgomery.
 Penalty on GB-L.Patrick, Offensive Holding, declined.
 4-5-GB 46 (7:33) J.Scott punts 42 yards to WAS 12, Center-H.Bradley, fair catch by G.Stroman.

Washington Redskins at 7:26

- 1-10-WAS 12 (7:26) A.Peterson left end to WAS 10 for -2 yards (N.Perry).
 2-12-WAS 10 (6:47) (Shotgun) J.Crowder right end to WAS 16 for 6 yards (K.Fackrell).
 3-6-WAS 16 (6:12) (No Huddle, Shotgun) A.Smith pass incomplete short right to J.Reed.
 4-6-WAS 16 (6:06) T.Way punts 45 yards to GB 39, Center-N.Sundberg. R.Cobb to GB 42 for 3 yards (K.Ladler).

Green Bay Packers at 5:55

- 1-10-GB 42 (5:55) (Shotgun) A.Rodgers pass short left to T.Montgomery pushed ob at GB 46 for 4 yards (Z.Brown).
 2-6-GB 46 (5:32) (Shotgun) A.Rodgers pass short right to R.Cobb to GB 47 for 1 yard (F.Moreau). FUMBLES (F.Moreau), RECOVERED by WAS-
 J.Norman at GB 46. J.Norman to GB 46 for no gain (R.Cobb).
 The Replay Official reviewed the fumble ruling, and the play was Upheld. The ruling on the field stands.

Washington Redskins at 5:23

- 1-10-GB 46 (5:23) A.Peterson left end to GB 29 for 17 yards (T.Williams, H.Clinton-Dix). R19
1-10-GB 29 (4:35) A.Peterson right end to GB 27 for 2 yards (A.Morrison; R.Gilbert).
 2-8-GB 27 (3:51) A.Peterson right guard to GB 20 for 7 yards (N.Perry).
 3-1-GB 20 (3:07) A.Smith up the middle to GB 18 for 2 yards (A.Morrison). QB sneak R20
 Timeout #2 by GB at 03:02.
1-10-GB 18 (3:02) PENALTY on WAS-T.Nsekhe, False Start, 5 yards, enforced at GB 18 - No Play.
 1-15-GB 23 (3:02) K.Bibbs left tackle to GB 22 for 1 yard (R.Gilbert; K.Clark).
 Timeout #3 by GB at 02:57.
 2-14-GB 22 (2:57) A.Smith scrambles right end to GB 19 for 3 yards (K.Brice).
 3-11-GB 19 (2:13) K.Bibbs left tackle to GB 17 for 2 yards (N.Perry, B.Martinez). GB-N.Perry was injured during the play. He is Out.

Two-Minute Warning

Green Bay Packers vs Washington Redskins at FedExField

4-9-GB 17 (2:00) D.Hopkins 35 yard field goal is GOOD, Center-N.Sundberg, Holder-T.Way.

GB 17 WAS 31, 8 plays, 29 yards, 3:25 drive, 13:02 elapsed

D.Hopkins kicks 65 yards from WAS 35 to end zone, Touchback.

Green Bay Packers at 1:58

1-10-GB 25 (1:58) (Shotgun) A.Rodgers pass short left to A.Jones pushed ob at GB 30 for 5 yards (J.Harvey-Clemons).

2-5-GB 30 (1:54) (Shotgun) A.Rodgers pass incomplete short left to J.Graham.

3-5-GB 30 (1:48) (Shotgun) A.Rodgers pass incomplete deep left to A.Jones (Q.Dunbar).

PENALTY on GB-J.Spriggs, Offensive Holding, 10 yards, enforced at GB 30 - No Play.

3-15-GB 20 (1:40) (Shotgun) A.Rodgers sacked at GB 13 for -7 yards (J.Allen).

4-22-GB 13 (:54) (Shotgun) A.Rodgers pass incomplete deep right to M.Valdes-Scantling.

Washington Redskins at 0:46

1-10-GB 13 (:46) A.Smith kneels to GB 14 for -1 yards.

2-11-GB 14 (:46) A.Smith kneels to GB 15 for -1 yards.

END OF QUARTER

	Score	Time Poss	First Downs				Efficiencies	
			R	P	X	T	3 Down	4 Down
Green Bay Packers	17	6:36	0	2	0	2	0/3	0/1
Washington Redskins	31	8:24	2	0	0	2	1/5	0/0

Miscellaneous Statistics Report

Green Bay Packers vs Washington Redskins
9/23/2018 at FedExField

Ten Longest Plays for Green Bay Packers

Yards	Qtr	Play Start	Play Description
64	2	1-10-GB 36	(2:24) (Shotgun) A.Rodgers pass deep middle to G.Allison for 64 yards, TOUCHDOWN.
18	4	1-10-GB 10	(10:11) (Shotgun) A.Rodgers pass short left to J.Graham pushed ob at GB 28 for 18 yards (D.Swearingen).
17	3	1-10-GB 32	(5:33) (Shotgun) A.Jones up the middle to GB 49 for 17 yards (M.Nicholson).
16	3	3-5-WAS 47	(11:49) (Shotgun) A.Rodgers pass short middle to T.Montgomery to WAS 31 for 16 yards (Q.Dunbar, F.Moreau).
16	3	3-18-GB 41	(3:14) (Shotgun) A.Rodgers pass deep left to D.Adams to WAS 43 for 16 yards (Q.Dunbar, M.Nicholson).
14	2	2-3-GB 43	(:08) (Shotgun) A.Rodgers pass short middle to D.Adams to WAS 43 for 14 yards (Q.Dunbar).
13	3	3-10-WAS 15	(8:48) (Shotgun) A.Rodgers pass short right to J.Graham to WAS 2 for 13 yards (J.Norman; M.Nicholson).
12	2	3-8-GB 47	(9:58) (Shotgun) A.Rodgers pass short right to G.Allison to WAS 41 for 12 yards (J.Norman) [P.Smith].
11	1	1-10-WAS 49	(1:30) (Shotgun) A.Rodgers pass short left to R.Cobb to WAS 38 for 11 yards (P.Smith).
11	2	1-10-GB 25	(:21) (Shotgun) T.Montgomery left tackle to GB 36 for 11 yards (Q.Dunbar, M.Foster).

Ten Longest Plays for Washington Redskins

Yards	Qtr	Play Start	Play Description
50	2	2-7-WAS 29	(2:00) (Shotgun) A.Smith pass deep right to V.Davis pushed ob at GB 21 for 50 yards (H.Clinton-Dix).
46	1	1-10-GB 46	(13:02) A.Smith pass deep middle to P.Richardson for 46 yards, TOUCHDOWN.
41	2	1-10-WAS 40	(6:28) A.Peterson right end pushed ob at GB 19 for 41 yards (H.Clinton-Dix; B.Martinez).
34	2	3-6-WAS 6	(7:13) (Shotgun) A.Smith pass deep middle to J.Reed to WAS 40 for 34 yards (B.Martinez, T.Williams).
20	1	3-1-WAS 34	(13:44) A.Smith pass short right to V.Davis to GB 46 for 20 yards (J.Alexander).
18	2	1-10-GB 21	(1:52) (Shotgun) A.Smith pass short middle to J.Crowder to GB 3 for 18 yards (H.Clinton-Dix, J.Jackson).
17	4	1-10-GB 46	(5:23) A.Peterson left end to GB 29 for 17 yards (T.Williams, H.Clinton-Dix).
15	2	2-7-WAS 28	(12:07) (Shotgun) A.Smith pass short middle to J.Reed to WAS 43 for 15 yards (K.Brice).
13	1	1-10-WAS 21	(8:18) A.Peterson right tackle to WAS 34 for 13 yards (K.Brice; H.Clinton-Dix).
12	1	2-1-WAS 43	(6:54) (Shotgun) A.Peterson right end pushed ob at GB 45 for 12 yards (J.Alexander).

Touchdown Scoring Information

		Offense	Defense	Special Teams
VISITOR	Green Bay Packers	2	0	0
HOME	Washington Redskins	4	0	0

Player Scoring Information

Club	Player	TD	Rush TD	Rec TD	KO TD	Punt TD	Int TD	Fum TD	Misc TD	FG	XP	2Pt Rush	2Pt Rec	Sfty	Points
GB	D.Adams	0	0	1	0	0	0	0	0	0	0	0	0	0	6
GB	G.Allison	0	0	1	0	0	0	0	0	0	0	0	0	0	6
GB	M.Crosby	0	0	0	0	0	0	0	0	1	2	0	0	0	5
WAS	A.Peterson	0	2	0	0	0	0	0	0	0	0	0	0	0	12
WAS	D.Hopkins	0	0	0	0	0	0	0	0	1	4	0	0	0	7
WAS	J.Crowder	0	0	1	0	0	0	0	0	0	0	0	0	0	6
WAS	P.Richardson	0	0	1	0	0	0	0	0	0	0	0	0	0	6

Possession Detail

	First Half		Second Half		Game	
	Visitor	Home	Visitor	Home	Visitor	Home
Largest Lead	0	18	0	14	0	18
Drives Leading	0	5	0	6	0	11
Time of Possession Leading	0:00	13:38	0:00	13:21	0:00	26:59
Largest Deficit	-18	0	-14	0	-18	0
Drives Trailing	6	0	6	0	12	0
Time of Possession Trailing	14:16	0:00	16:39	0:00	30:55	0:00
Times Score Tied Up		0		0		0
Lead Changes		1		0		1

Playtime Percentage

Percent of playtime per player on offense, defense and special teams

Green Bay Packers

Washington Redskins

		Offense	Defense	Special Teams				Offense	Defense	Special Teams	
D Bakhtiari	T	69	100%	4	14%	T Bergstrom	G	61	100%	5	17%
L Taylor	G	69	100%	4	14%	B Scherff	G	61	100%	5	17%
A Rodgers	QB	69	100%			C Roullier	C	61	100%	5	17%
C Linsley	C	69	100%			A Smith	QB	61	100%		
D Adams	WR	68	99%			T Williams	T	61	100%		
R Cobb	WR	65	94%	5	17%	J Doctson	WR	47	77%		
J Graham	TE	64	93%			T Nsekhe	T	45	74%	5	17%
J McCray	G	56	81%	4	14%	P Richardson	WR	45	74%		
G Allison	WR	52	75%	1	3%	J Reed	TE	40	66%		
J Spriggs	T	41	59%	4	14%	V Davis	TE	37	61%		
J Williams	RB	30	43%			J Crowder	WR	37	61%		
B Bulaga	T	28	41%	2	7%	A Peterson	RB	32	52%		
T Montgomery	RB	20	29%	9	31%	C Thompson	RB	25	41%		
A Jones	RB	17	25%	7	24%	J Sprinkle	TE	24	39%	17	59%
M Valdes-Scantling	WR	12	17%	10	34%	M Moses	T	16	26%	1	3%
L Kendricks	TE	10	14%	3	10%	M Harris	WR	9	15%		
M Lewis	TE	7	10%	4	14%	K Bibbs	RB	6	10%	7	24%
B Bell	G	7	10%	4	14%	R Anderson	LB	2	3%	5	7%
L Patrick	G	6	9%	8	28%	B Quick	WR	1	2%	15	52%
K Brice	FS		61	100%	5	17%	M Nicholson	SS		69	100%
B Martinez	LB		61	100%	5	17%	J Norman	CB		69	100%
H Clinton-Dix	FS		61	100%			D Swearinger	FS		69	100%
T Williams	CB		59	97%	3	10%	M Foster	LB		69	100%
J Alexander	CB		57	93%	10	34%	Q Dunbar	CB		68	99%
K Clark	NT		56	92%	5	17%	J Allen	DE		65	94%
M Daniels	DE		49	80%	5	17%	D Payne	NT		64	93%
C Matthews	LB		39	64%			P Smith	LB		62	90%
J Jackson	CB		38	62%	11	38%	F Moreau	CB		58	84%
N Perry	LB		38	62%	3	10%	R Kerrigan	LB		57	83%
R Gilbert	LB		24	39%	13	45%	Z Brown	LB		50	72%
D Lowry	DE		24	39%	9	31%	J Harvey-Clemons	LB		19	28%
A Morrison	LB		23	38%	20	69%	M Ioannidis	DE		18	26%
K Fackrell	LB		23	38%	15	52%	P McPhee	LB		14	20%
M Wilkerson	DE		23	38%	3	10%	D Everett	SS		2	3%
J Whitehead	FS		15	25%	25	86%	G Stroman	CB		1	1%
O Burks	LB		8	13%	10	34%	D Johnson	CB			24
D House	CB		5	8%	13	45%	Z Vigil	LB			24
M Adams	NT		5	8%	2	7%	K Ladler	S			20
K Toomer	LB		2	3%	20	69%	S Hamilton	LB			20
J Crawford	LB				17	59%	D Hopkins	K			11
R Greene	FS				15	52%	T Way	P			10
R Tonyan	TE				15	52%	N Sundberg	LS			10
H Bradley	LS				9	31%	T Settle	NT			9
J Scott	P				9	31%	E Hood	DE			6
M Crosby	K				8	28%					

National Football League Game Summary

NFL Copyright © 2018 by The National Football League. All rights reserved. This summary and play-by-play is for the express purpose of assisting media in their coverage of the game; any other use of this material is prohibited without the written permission of the National Football League. Updated: 11/17/2018

Date: Monday, 10/8/2018

Washington Redskins at New Orleans Saints

Start Time: 7:15 PM CDT

at Mercedes-Benz Superdome, New Orleans, LA

Game Day Weather

Game Weather: Partly Cloudy

Temp: 84° F (28.9° C) Humidity: 70%, Wind: E 22 mph

Played Indoors on Turf: UBU Speed Series-S5-M

Outdoor Weather: Partly Cloudy, Wind Chill: 86

Officials

Referee: Cheffers, Carl (51)

Umpire: Anderson, Barry (20)

Down Judge: Cruz, Hugo (94)

Line Judge: Arthur, Gary (108)

Field Judge: Clark, V. Land (130)

Side Judge: Hall, Eugene (103)

Back Judge: Meyer, Greg (78)

Replay Official: Stewart, Charles (0)

Lineups

Washington Redskins

New Orleans Saints

Offense		Defense	
WR 13	M.Harris	DE 93	J.Allen
LT 71	T.Williams	NT 95	D.Payne
LG 73	C.Roullier	DE 98	M.Ioannidis
C 66	T.Bergstrom	SLB 94	P.Smith
RG 75	B.Scherff	MLB 53	Z.Brown
RT 76	M.Moses	MLB 54	M.Foster
TE 87	J.Sprinkle	WLB 91	R.Kerrigan
TE 85	V.Davis	CB 23	Q.Dunbar
WR 17	M.Floyd	CB 24	J.Norman
QB 11	A.Smith	SS 35	M.Nicholson
RB 26	A.Peterson	FS 36	D.Swearinger

Offense		Defense	
WR 10	T.Smith	LDE 94	C.Jordan
LT 72	T.Armstead	LDT 93	D.Onyemata
LG 75	A.Peat	RDT 98	S.Rankins
C 60	M.Unger	RDE 57	A.Okafor
RG 67	L.Warford	WILL 56	D.Davis
RT 71	R.Ramczyk	NB 24	V.Bell
TE 82	B.Watson	SAM 53	A.Klein
WR 13	M.Thomas	LCB 20	K.Crawley
QB 9	D.Brees	SS 29	K.Coleman
RB 22	M.Ingram	FS 43	M.Williams
TE 74	J.Bushrod	RCB 23	M.Lattimore

Substitutions

Substitutions

K 3 D.Hopkins, P 5 T.Way, WR 10 P.Richardson, S 22 D.Everett, RB 25 C.Thompson, CB 31 F.Moreau, CB 37 G.Stroman, LB 40 J.Harvey-Clemons, CB 41 D.Johnson, RB 46 K.Bibbs, S 48 K.Ladler, LB 51 S.Hamilton, LB 52 R.Anderson, LB 56 Z.Vigil, LS 57 N.Sundberg, T 79 T.Nsekhe, WR 80 J.Crowder, WR 83 B.Quick, TE 86 J.Reed, DL 90 E.Hood, LB 96 P.McPhee, DL 97 T.Settle

K 3 W.Lutz, QB 5 T.Bridgewater, P 6 T.Morstead, QB 7 T.Hill, CB 26 P.Williams, RB 27 D.Washington, SS 31 C.Banjo, DB 32 J.Robinson, DB 34 J.Hardee, RB 41 A.Kamara, FB 42 Z.Line, LB 47 A.Anzalone, DB 48 J.Gray, LS 49 Z.Wood, LB 52 C.Robertson, LB 59 V.Biegel, G 61 J.LeRibeus, DT 76 T.Stallworth, WR 80 A.Carr, WR 81 C.Meredith, TE 85 D.Arnold, TE 89 J.Hill, DE 92 M.Davenport, DT 95 T.Davison

Did Not Play

Did Not Play

QB 12 C.McCoy, C 55 C.Dunn

Not Active

Not Active

WR 18 J.Doctson, S 30 T.Apke, RB 32 S.Perine, CB 39 A.Alexander, T 74 G.Christian, G 77 S.Lauvao, DT 99 C.Brantley

WR 19 T.Ginn, DB 39 D.Goodson, LB 51 M.Te'o, C 63 C.Tom, C 64 W.Clapp, DE 70 M.Loewen, DE 91 T.Hendrickson

Field Goals (made () & missed)

Player	Attempts	Yards	1	2	3	4	OT	Total
D.Hopkins	(37)	(53)						
W.Lutz						(44)		
VISITOR: Washington Redskins			3	10	0	6	0	19
HOME: New Orleans Saints			6	20	14	3	0	43

Scoring Plays

Team	Qtr	Time	Play Description (Extra Point) (Drive Info)	Visitor	Home
Saints	1	10:41	M.Ingram 2 yd. run (kick failed, wr) (6-64, 3:13)	0	6
Redskins	1	2:37	D.Hopkins 37 yd. Field Goal (15-56, 8:04)	3	6
Saints	2	10:38	J.Hill 1 yd. pass from D.Brees (W.Lutz kick) (13-75, 6:59)	3	13
Redskins	2	8:36	D.Hopkins 53 yd. Field Goal (6-40, 2:02)	6	13
Saints	2	3:43	M.Ingram 1 yd. run (W.Lutz kick) (10-75, 4:53)	6	20
Saints	2	2:36	T.Smith 62 yd. pass from D.Brees (run failed) (1-62, 0:10)	6	26
Redskins	2	0:26	A.Smith 4 yd. run (D.Hopkins kick) (3-16, 0:56)	13	26
Saints	3	12:23	T.Smith 35 yd. pass from D.Brees (W.Lutz kick) (5-74, 2:37)	13	33
Saints	3	6:43	T.Hill 1 yd. run (W.Lutz kick) (2-4, 1:00)	13	40

National Football League Game Summary

NFL Copyright © 2018 by The National Football League. All rights reserved. This summary and play-by-play is for the express purpose of assisting media in their coverage of the game; any other use of this material is prohibited without the written permission of the National Football League. Updated: 11/17/2018

Saints	4	14:10	W.Lutz 44 yd. Field Goal (6-22, 3:09)	13	43
Redskins	4	10:25	K.Bibbs 1 yd. run (pass failed) (7-75, 3:45)	19	43
Paid Attendance: 73,028				Time: 3:05	

Washington Redskins vs New Orleans Saints
10/8/2018 at Mercedes-Benz Superdome

Final Individual Statistics

Washington Redskins

RUSHING	ATT	YDS	AVG	LG	TD
C.Thompson	8	17	2.1	11	0
K.Bibbs	4	9	2.3	5	1
A.Smith	2	7	3.5	4	1
A.Peterson	4	6	1.5	4	0
Total	18	39	2.2	11	2

PASSING	ATT	CMP	YDS	SK/YD	TD	LG	IN	RT
A.Smith	39	23	275	3/31	0	42	1	69.9
Total	39	23	275	3/31	0	42	1	69.9

PASS RECEIVING	TAR	REC	YDS	AVG	LG	TD
C.Thompson	8	6	45	7.5	17	0
J.Crowder	7	4	55	13.8	24	0
P.Richardson	5	4	50	12.5	23	0
M.Harris	8	3	47	15.7	42	0
A.Peterson	3	2	36	18.0	24	0
V.Davis	3	2	15	7.5	9	0
J.Reed	2	1	21	21.0	21	0
B.Quick	1	1	6	6.0	6	0
Total	37	23	275	12.0	42	0

INTERCEPTIONS	NO	YDS	AVG	LG	TD
Total	0	0	0	0	0

PUNTING	NO	YDS	AVG	NET	TB	IN20	LG
T.Way	3	110	36.7	36.7	0	1	37
Total	3	110	36.7	36.7	0	1	37

PUNT RETURNS	NO	YDS	AVG	FC	LG	TD
Total	0	0	0.0	0	0	0

KICKOFF RETURNS	NO	YDS	AVG	FC	LG	TD
D.Johnson	2	45	22.5	0	26	0
[TOUCHBACK]	6	0	0.0	0	0	0
Total	2	45	22.5	0	26	0

New Orleans Saints

RUSHING	ATT	YDS	AVG	LG	TD
M.Ingram	16	53	3.3	9	2
A.Kamara	6	24	4.0	9	0
T.Hill	5	23	4.6	6	1
D.Brees	2	1	0.5	2	0
T.Bridgewater	3	-3	-1.0	-1	0
Total	32	98	3.1	9	3

PASSING	ATT	CMP	YDS	SK/YD	TD	LG	IN	RT
D.Brees	29	26	363	2/14	3	62	0	153.2
Total	29	26	363	2/14	3	62	0	153.2

PASS RECEIVING	TAR	REC	YDS	AVG	LG	TD
C.Meredith	5	5	71	14.2	46	0
M.Thomas	5	4	74	18.5	31	0
B.Watson	4	4	30	7.5	9	0
T.Smith	3	3	111	37.0	62	2
A.Kamara	4	3	15	5.0	6	0
J.Hill	2	2	24	12.0	23	1
M.Ingram	3	2	20	10.0	28	0
A.Carr	2	2	17	8.5	10	0
D.Brees	1	1	1	1.0	1	0
Total	29	26	363	14.0	62	3

INTERCEPTIONS	NO	YDS	AVG	LG	TD
J.Hardee	1	77	77.0	77	0
Total	1	77	77.0	77	0

PUNTING	NO	YDS	AVG	NET	TB	IN20	LG
Total	0	0	0	0	0	0	0

PUNT RETURNS	NO	YDS	AVG	FC	LG	TD
A.Kamara	1	0	0.0	2	0	0
Total	1	0	0.0	2	0	0

KICKOFF RETURNS	NO	YDS	AVG	FC	LG	TD
T.Hill	2	43	21.5	0	30	0
[TOUCHBACK]	3	0	0.0	0	0	0
Total	2	43	21.5	0	30	0

Washington Redskins

FUMBLES	FUM	LOST	OWN-REC	YDS	TD	FORCED	OPP-REC	YDS	TD	OUT-BDS
A.Smith	1	1	0	0	0	0	0	0	0	0
F.Moreau	0	0	0	0	0	1	0	0	0	0
D.Payne	0	0	0	0	0	1	0	0	0	0
P.McPhee	0	0	0	0	0	0	1	24	0	0
Total	1	1	0	0	0	2	1	24	0	0

New Orleans Saints

FUMBLES	FUM	LOST	OWN-REC	YDS	TD	FORCED	OPP-REC	YDS	TD	OUT-BDS
M.Ingram	1	0	1	0	0	0	0	0	0	0
C.Meredith	1	1	0	0	0	0	0	0	0	0
M.Davenport	0	0	0	0	0	1	0	0	0	0
A.Klein	0	0	0	0	0	0	1	17	0	0
Total	2	1	1	0	0	1	1	17	0	0

Washington Redskins vs New Orleans Saints
10/8/2018 at Mercedes-Benz Superdome

Final Team Statistics

	Visitor Redskins	Home Saints
TOTAL FIRST DOWNS	18	27
By Rushing	6	8
By Passing	12	15
By Penalty	0	4
THIRD DOWN EFFICIENCY	4-13-31%	5-9-56%
FOURTH DOWN EFFICIENCY	2-4-50%	0-0-0%
TOTAL NET YARDS	283	447
Total Offensive Plays (inc. times thrown passing)	60	63
Average gain per offensive play	4.7	7.1
NET YARDS RUSHING	39	98
Total Rushing Plays	18	32
Average gain per rushing play	2.2	3.1
Tackles for a loss-number and yards	4-8	0-0
NET YARDS PASSING	244	349
Times thrown - yards lost attempting to pass	3-31	2-14
Gross yards passing	275	363
PASS ATTEMPTS-COMPLETIONS-HAD INTERCEPTED	39-23-1	29-26-0
Avg gain per pass play (inc.# thrown passing)	5.8	11.3
KICKOFFS Number-In End Zone-Touchbacks	5-4-3	8-6-6
PUNTS Number and Average	3-36.7	0-0.0
Had Blocked	0	0
FGs - PATs Had Blocked	0-0	0-0
Net Punting Average	36.7	0.0
TOTAL RETURN YARDAGE (Not Including Kickoffs)	0	77
No. and Yards Punt Returns	0-0	1-0
No. and Yards Kickoff Returns	2-45	2-43
No. and Yards Interception Returns	0-0	1-77
PENALTIES Number and Yards	6-38	4-45
FUMBLES Number and Lost	1-1	2-1
TOUCHDOWNS	2	6
Rushing	2	3
Passing	0	3
EXTRA POINTS Made-Attempts	1-2	4-6
Kicking Made-Attempts	1-1	4-5
Passing Made-Attempts	0-1	0-0
Rushing Made-Attempts	0-0	0-1
FIELD GOALS Made-Attempts	2-2	1-1
RED ZONE EFFICIENCY	2-3-67%	4-5-80%
GOAL TO GO EFFICIENCY	2-3-67%	4-4-100%
SAFETIES	0	0
FINAL SCORE	19	43
TIME OF POSSESSION	26:43	33:17

Washington Redskins vs New Orleans Saints
10/8/2018 at Mercedes-Benz Superdome

Ball Possession And Drive Chart

Washington Redskins

#	Time Recd	Time Lost	Time Poss	How Ball Obtained	Drive Began	# Play	Yds Gain	Yds Pen	Net Yds	1st Down	Last Scrm	How Given Up
1	15:00	13:54	1:06	Kickoff	WAS 25	3	7	-5	2	0	WAS 27	Punt
2	10:41	2:37	8:04	Kickoff	WAS 25	15	56	0	56	5	* NO 19	Field Goal
3	10:38	8:36	2:02	Kickoff	WAS 25	6	40	0	40	2	NO 35	Field Goal
4	3:43	2:46	0:57	Kickoff	WAS 22	3	3	0	3	0	WAS 25	Punt
5	2:36	1:47	0:49	Kickoff	WAS 30	4	17	0	17	1	WAS 47	Punt
6	1:22	0:26	0:56	Fumble	NO 16	3	16	0	16	2	* NO 4	Touchdown
7	12:23	7:43	4:40	Kickoff	WAS 40	9	29	0	29	2	NO 31	Interception
8	6:43	2:19	4:24	Kickoff	WAS 25	12	40	0	40	3	NO 22	Fumble
9	14:10	10:25	3:45	Kickoff	WAS 25	7	75	0	75	3	* NO 1	Touchdown

(301) Average WAS 33

New Orleans Saints

#	Time Recd	Time Lost	Time Poss	How Ball Obtained	Drive Began	# Play	Yds Gain	Yds Pen	Net Yds	1st Down	Last Scrm	How Given Up
1	13:54	10:41	3:13	Punt	NO 36	6	59	5	64	4	* WAS 2	Touchdown
2	2:37	10:38	6:59	Kickoff	NO 25	13	58	17	75	6	* WAS 1	Touchdown
3	8:36	3:43	4:53	Kickoff	NO 25	10	85	-10	75	4	* WAS 1	Touchdown
4	2:46	2:36	0:10	Punt	NO 38	1	62	0	62	1	NO 38	Touchdown
5	1:47	1:22	0:25	Punt	NO 17	5	22	0	22	1	NO 37	Fumble
6	0:26	0:00	0:26	Kickoff	NO 25	1	-1	0	-1	0	NO 25	End of Half
7	15:00	12:23	2:37	Kickoff	NO 26	5	74	0	74	3	WAS 35	Touchdown
8	7:43	6:43	1:00	Interception	WAS 4	2	8	-4	4	2	* WAS 1	Touchdown
9	2:19	14:10	3:09	Fumble	WAS 48	6	22	0	22	1	WAS 26	Field Goal
10	10:25	0:00	10:25	Kickoff	NO 22	15	58	0	58	5	* WAS 19	End of Game

(362) Average NO 36

* inside opponent's 20

Time of Possession by Quarter		1st	2nd	3rd	4th	OT	Total
Visitor	Washington Redskins	9:10	4:44	9:04	3:45		26:43
Home	New Orleans Saints	5:50	10:16	5:56	11:15		33:17

Kickoff Drive No.-Start Average

Redskins: 8 - WAS 27

Saints: 5 - NO 25

Washington Redskins vs New Orleans Saints
10/8/2018 at Mercedes-Benz Superdome

Final Defensive Statistics

Washington Redskins	Regular Defensive Plays											Special Teams					Misc				
	TKL	AST	COMB	SK	/ YDS	TFL	Q	IN	PD	FF	FR	TKL	AST	FF	FR	BL	TKL	AST	FF	FR	
M.Foster	6	4	10	0	0	0	0	0	0	0	0	0	0	0	0	0	0	0	0	0	0
Q.Dunbar	5	1	6	0	0	0	0	0	1	0	0	0	0	0	0	0	0	0	0	0	0
Z.Brown	4	2	6	0	0	0	0	0	0	0	0	0	0	0	0	0	0	0	0	0	0
D.Sweareinger	4	1	5	0	0	0	0	0	0	0	0	0	0	0	0	0	0	0	0	0	0
F.Moreau	3	2	5	0	0	0	0	0	0	1	0	0	0	0	0	0	0	0	0	0	0
J.Allen	0	5	5	0	0	0	0	0	0	0	0	0	0	0	0	0	0	0	0	0	0
D.Payne	3	1	4	1	6	1	2	0	0	1	0	0	0	0	0	0	0	0	0	0	0
P.Smith	2	2	4	0	0	0	0	0	0	0	0	0	0	0	0	0	0	0	0	0	0
R.Kerrigan	3	0	3	1	8	0	1	0	0	0	0	0	0	0	0	0	0	0	0	0	0
J.Norman	3	0	3	0	0	0	0	0	0	0	0	0	0	0	0	0	0	0	0	0	0
M.Nicholson	2	1	3	0	0	0	0	0	0	0	0	0	0	0	0	0	0	0	0	0	0
M.Ioannidis	1	2	3	0	0	0	0	0	0	0	0	0	0	0	0	0	0	0	0	0	0
R.Anderson	1	1	2	0	0	0	0	0	0	0	0	0	1	0	0	0	0	0	0	0	0
P.McPhee	1	0	1	0	0	1	0	0	0	0	1	0	0	0	0	0	0	0	0	0	0
G.Stroman	1	0	1	0	0	0	0	0	0	0	0	0	0	0	0	0	0	0	0	0	0
J.Harvey-Clemons	1	0	1	0	0	0	0	0	0	0	0	0	0	0	0	0	0	0	0	0	0
D.Everett	0	0	0	0	0	0	0	0	0	0	0	1	0	0	0	0	0	0	0	0	0
D.Johnson	0	0	0	0	0	0	0	0	0	0	0	1	0	0	0	0	0	0	0	0	0
K.Ladler	0	0	0	0	0	0	0	0	0	0	0	0	1	0	0	0	0	0	0	0	0
J.Reed	0	0	0	0	0	0	0	0	0	0	0	0	0	0	0	0	1	0	0	0	0
M.Moses	0	0	0	0	0	0	0	0	0	0	0	0	0	0	0	0	1	0	0	0	0
Total	40	22	62	2	14	2	3	0	1	2	1	2	2	0	0	0	2	0	0	0	0

TKL = Tackle AST = Assist COMB = Combined QH=QB Hit IN = Interception PD = Pass Defense FF = Forced Fumble FR = Fumble Recovery

New Orleans Saints	Regular Defensive Plays											Special Teams					Misc				
	TKL	AST	COMB	SK	/ YDS	TFL	QH	IN	PD	FF	FR	TKL	AST	FF	FR	BL	TKL	AST	FF	FR	
V.Bell	7	1	8	0	0	1	0	0	1	0	0	0	0	0	0	0	0	0	0	0	0
D.Davis	5	1	6	0	0	0	0	0	0	0	0	0	0	0	0	0	0	0	0	0	0
A.Klein	3	3	6	0	0	0	0	0	1	0	1	0	0	0	0	0	0	0	0	0	0
J.Hardee	4	0	4	0	0	1	0	1	2	0	0	0	0	0	0	0	0	0	0	0	0
K.Crawley	3	0	3	0	0	0	0	0	0	0	0	0	0	0	0	0	0	0	0	0	0
K.Coleman	3	0	3	0	0	0	0	0	0	0	0	0	0	0	0	0	0	0	0	0	0
D.Onyemata	3	0	3	0	0	0	0	0	0	0	0	0	0	0	0	0	0	0	0	0	0
M.Davenport	2	1	3	1	13	1	1	0	1	1	0	0	0	0	0	0	0	0	0	0	0
C.Jordan	2	0	2	1	6	2	1	0	0	0	0	0	0	0	0	0	0	0	0	0	0
S.Rankins	2	0	2	1	12	1	1	0	0	0	0	0	0	0	0	0	0	0	0	0	0
P.Williams	1	1	2	0	0	0	0	0	1	0	0	0	0	0	0	0	0	0	0	0	0
T.Stallworth	1	0	1	0	0	1	0	0	0	0	0	0	0	0	0	0	0	0	0	0	0
A.Anzalone	1	0	1	0	0	0	0	0	0	0	0	0	0	0	0	0	0	0	0	0	0
C.Robertson	0	1	1	0	0	0	0	0	0	0	0	1	0	0	0	0	0	0	0	0	0
M.Lattimore	0	1	1	0	0	0	0	0	0	0	0	0	0	0	0	0	0	0	0	0	0
T.Davison	0	1	1	0	0	0	0	0	0	0	0	0	0	0	0	0	0	0	0	0	0
M.Williams	0	0	0	0	0	0	0	0	0	0	0	1	0	0	0	0	0	0	0	0	0
R.Ramczyk	0	0	0	0	0	0	0	0	0	0	0	0	0	0	0	0	1	0	0	0	0
M.Ingram	0	0	0	0	0	0	0	0	0	0	0	0	0	0	0	0	0	0	0	0	1
Total	37	10	47	3	31	7	3	1	6	1	1	2	0	0	0	0	1	0	0	0	1

Washington Redskins vs New Orleans Saints
10/8/2018 at Mercedes-Benz Superdome

First Half Summary

PERIOD SCORES

Redskins 3 10 = 13
 Saints 6 20 = 26

TIME OF POSSESSION

Redskins 13:54
 Saints 16:06

Scoring Plays

Team	Qtr	Time	Play Description (Extra Point) (Drive Info)	Visitor	Home
Saints	1	10:41	M.Ingram 2 yd. run (kick failed, wr) (6-64, 3:13)	0	6
Redskins	1	2:37	D.Hopkins 37 yd. Field Goal (15-56, 8:04)	3	6
Saints	2	10:38	J.Hill 1 yd. pass from D.Brees (W.Lutz kick) (13-75, 6:59)	3	13
Redskins	2	8:36	D.Hopkins 53 yd. Field Goal (6-40, 2:02)	6	13
Saints	2	3:43	M.Ingram 1 yd. run (W.Lutz kick) (10-75, 4:53)	6	20
Saints	2	2:36	T.Smith 62 yd. pass from D.Brees (run failed) (1-62, 0:10)	6	26
Redskins	2	0:26	A.Smith 4 yd. run (D.Hopkins kick) (3-16, 0:56)	13	26

	Washington Redskins	New Orleans Saints
TOTAL FIRST DOWNS	10	16
First Downs Rushing-Passing-by Penalty	3 - 7 - 0	5 - 8 - 3
THIRD DOWN EFFICIENCY	2-7-29%	3-5-60%
TOTAL NET YARDS	139	285
Total Offensive Plays	32	36
NET YARDS RUSHING	26	43
NET YARDS PASSING	113	242
Gross Yards Passing	131	250
Times thrown-yards lost attempting to pass	2-18	1-8
Pass Attempts-Completions-Had Intercepted	21 - 11 - 0	20 - 17 - 0
Punts-Number and Average	3 - 36.7	0 - 0
Penalties-Number and Yards	5 - 37	2 - 25
Fumbles-Number and Lost	0 - 0	2 - 1
Red Zone Efficiency	1-2-50%	3-3-100%
Average Drive Start	WAS 35	NO 28

Washington Redskins

New Orleans Saints

RUSHING						RUSHING					
	ATT	YDS	AVG	LG	TD		ATT	YDS	AVG	LG	TD
C.Thompson	3	11	3.7	11	0	M.Ingram	8	23	2.9	5	2
A.Peterson	4	6	1.5	4	0	T.Hill	2	11	5.5	6	0
K.Bibbs	1	5	5.0	5	0	A.Kamara	3	8	2.7	3	0
A.Smith	1	4	4.0	4	1	D.Brees	2	1	0.5	2	0
Total	9	26	2.9	11	1	Total	15	43	2.9	6	2

PASSING									PASSING								
	ATT	CMP	YDS	SK/YD	TD	LG	IN	RT		ATT	CMP	YDS	SK/YD	TD	LG	IN	RT
A.Smith	21	11	131	2/18	0	24	0	71.7	D.Brees	20	17	250	1/8	2	62	0	152.1
Total	21	11	131	2/18	0	24	0	71.7	Total	20	17	250	1/8	2	62	0	152.1

PASS RECEIVING							PASS RECEIVING						
	TAR	REC	YDS	AVG	LG	TD		TAR	REC	YDS	AVG	LG	TD
C.Thompson	5	3	21	7.0	17	0	C.Meredith	5	5	71	14.2	46	0
P.Richardson	2	2	39	19.5	23	0	A.Kamara	4	3	15	5.0	6	0
A.Peterson	3	2	36	18.0	24	0	T.Smith	2	2	76	38.0	62	1
J.Crowder	4	2	20	10.0	13	0	M.Thomas	3	2	51	25.5	31	0
V.Davis	1	1	9	9.0	9	0	M.Ingram	3	2	20	10.0	28	0
M.Harris	4	1	6	6.0	6	0	A.Carr	1	1	10	10.0	10	0
							B.Watson	1	1	6	6.0	6	0
							J.Hill	1	1	1	1.0	1	1
Total	19	11	131	11.9	24	0	Total	20	17	250	14.7	62	2

Washington Redskins

Regular Defensive Plays

Special Teams

Misc

First Quarter

10/8/2018

Play By Play

NO wins the coin toss and elects to defer. WAS elects to Receive, and NO elects to defend the north goal.

W.Lutz kicks 65 yards from NO 35 to end zone, Touchback.

Washington Redskins at 15:00

- 1-10-WAS 25 (15:00) A.Smith pass incomplete deep right to M.Harris.
 2-10-WAS 25 (14:54) (Shotgun) A.Smith pass incomplete short right to A.Peterson (P.Williams).
 3-10-WAS 25 (14:47) (Shotgun) A.Smith pass short right to J.Crowder to WAS 32 for 7 yards (K.Crawley). Pass 3, YAC 4
 4-3-WAS 32 (14:13) (Punt formation) PENALTY on WAS-N.Sundberg, False Start, 5 yards, enforced at WAS 32 - No Play.
 4-8-WAS 27 (14:03) T.Way punts 37 yards to NO 36, Center-N.Sundberg. A.Kamara to NO 36 for no gain (K.Ladler; R.Anderson).

New Orleans Saints at 13:54

- 1-10-NO 36 (13:54) M.Ingram left guard to NO 39 for 3 yards (M.Ioannidis).
 2-7-NO 39 (13:27) A.Kamara right guard to NO 42 for 3 yards (J.Allen; M.Foster).
 3-4-NO 42 (12:49) (Shotgun) D.Brees pass incomplete short right to M.Thomas.
 PENALTY on WAS-J.Norman, Defensive Holding, 5 yards, enforced at NO 42 - No Play. X1
1-10-NO 47 (12:43) D.Brees pass deep right to M.Thomas to WAS 33 for 20 yards (M.Nicholson). P2
1-10-WAS 33 (12:07) M.Ingram left guard to WAS 30 for 3 yards (Z.Brown; M.Foster).
 2-7-WAS 30 (11:33) D.Brees pass short left to M.Ingram pushed ob at WAS 2 for 28 yards (D.Swearinger). Pass -5, YAC 33 P3
1-2-WAS 2 (10:45) M.Ingram left guard for 2 yards, TOUCHDOWN. R4
 W.Lutz extra point is No Good, Wide Right, Center-Z.Wood, Holder-T.Morstead.

WAS 0 NO 6, 6 plays, 64 yards, 1 penalty, 3:13 drive, 4:19 elapsed

W.Lutz kicks 65 yards from NO 35 to end zone, Touchback.

Washington Redskins at 10:41

- 1-10-WAS 25 (10:41) A.Peterson right tackle to WAS 27 for 2 yards (P.Williams; M.Davenport).
 2-8-WAS 27 (10:00) (Shotgun) A.Smith pass short right to V.Davis to WAS 36 for 9 yards (D.Davis). Pass 4, YAC 5 P1
1-10-WAS 36 (9:33) (Shotgun) A.Smith pass short left to M.Harris to WAS 42 for 6 yards (M.Lattimore; A.Klein). NO-M.Lattimore was injured during the play. His return is Probable. Pass 6, YAC 0
 2-4-WAS 42 (9:06) (Shotgun) A.Peterson right guard to WAS 46 for 4 yards (A.Klein; T.Davison). R2
1-10-WAS 46 (8:19) (Shotgun) A.Smith pass short middle to A.Peterson to NO 42 for 12 yards (K.Crawley). Pass 3, YAC 9 P3
1-10-NO 42 (7:33) (Shotgun) C.Thompson right end pushed ob at NO 41 for 1 yard (D.Davis).
 2-9-NO 41 (6:53) (Shotgun) A.Smith sacked at NO 47 for -6 yards (C.Jordan).
 3-15-NO 47 (6:10) (Shotgun) A.Smith pass short left to C.Thompson pushed ob at NO 30 for 17 yards (K.Coleman). Pass 5, YAC 12 P4
1-10-NO 30 (5:31) A.Peterson left end pushed ob at NO 28 for 2 yards (V.Bell).
 2-8-NO 28 (4:50) (Shotgun) A.Smith pass incomplete short left to C.Thompson.
 3-8-NO 28 (4:45) (Shotgun) A.Smith pass deep right to P.Richardson to NO 5 for 23 yards (V.Bell). NO-A.Klein was injured during the play. His return is Probable. Pass 22, YAC 1 P5
1-5-NO 5 (4:11) A.Peterson left tackle to NO 7 for -2 yards (C.Jordan).
 2-7-NO 7 (3:29) (Shotgun) A.Smith pass incomplete short left to C.Thompson.
 3-7-NO 7 (3:23) (Shotgun) A.Smith sacked at NO 19 for -12 yards (S.Rankins).
 4-19-NO 19 (2:42) D.Hopkins 37 yard field goal is GOOD, Center-N.Sundberg, Holder-T.Way.

WAS 3 NO 6, 15 plays, 56 yards, 8:04 drive, 12:23 elapsed

D.Hopkins kicks 65 yards from WAS 35 to end zone, Touchback.

New Orleans Saints at 2:37

- 1-10-NO 25 (2:37) (Shotgun) D.Brees pass short left to C.Meredith to NO 32 for 7 yards (Q.Dunbar). Pass 2, YAC 5
 2-3-NO 32 (2:00) M.Ingram right tackle to NO 37 for 5 yards (D.Payne; P.Smith). R5
1-10-NO 37 (1:12) (Shotgun) D.Brees pass short right to A.Kamara to NO 42 for 5 yards (J.Norman). Pass 4, YAC 1
 2-5-NO 42 (:37) (Shotgun) M.Ingram left guard to NO 47 for 5 yards (J.Allen; M.Ioannidis). R6

END OF QUARTER

	Score	Time Poss	First Downs				Efficiencies	
			R	P	X	T	3 Down	4 Down
Washington Redskins	3	9:10	1	4	0	5	2/4	0/0
New Orleans Saints	6	5:50	3	2	1	6	0/0	0/0

Second Quarter

10/8/2018

Play By Play

New Orleans Saints continued.

<u>1-10-NO 47</u>	(15:00) (Shotgun) D.Brees pass short left to M.Ingram to NO 43 for -4 yards (D.Payne). FUMBLES (D.Payne), and recovers at NO 39. M.Ingram to NO 39 for no gain (P.McPhee). Pass -5, YAC -3	
2-18-NO 39	(14:16) (Shotgun) D.Brees pass short left to A.Carr to NO 49 for 10 yards (M.Foster). Pass 5, YAC 5	
3-8-NO 49	(13:32) (Shotgun) D.Brees sacked at NO 41 for -8 yards (R.Kerrigan).	
	PENALTY on WAS-M.Nicholson, Unnecessary Roughness, 15 yards, enforced at NO 41.	X7
	Timeout #1 by NO at 13:03.	
<u>1-10-WAS 44</u>	(13:03) A.Kamara left guard to WAS 42 for 2 yards (M.Foster).	
2-8-WAS 42	(12:30) D.Brees pass short left to M.Thomas to WAS 11 for 31 yards (M.Foster; D.Swearinger). Pass 12, YAC 19	P8
<u>1-10-WAS 11</u>	(11:46) D.Brees pass short left to A.Kamara pushed ob at WAS 5 for 6 yards (Q.Dunbar). Pass 1, YAC 5	
2-4-WAS 5	(11:15) (Shotgun) D.Brees pass incomplete short left to M.Thomas (Q.Dunbar).	
3-4-WAS 5	(11:12) (Shotgun) D.Brees scrambles left end to WAS 3 for 2 yards (P.Smith).	
	PENALTY on WAS-Q.Dunbar, Defensive Holding, 2 yards, enforced at WAS 3.	X9
	INJURY UPDATE - NO#23 M.Lattimore, CONCUSSION PROTOCOL.	
<u>1-1-WAS 1</u>	(10:41) D.Brees pass short right to J.Hill for 1 yard, TOUCHDOWN. Pass 1, YAC 0	P10
	W.Lutz extra point is GOOD, Center-Z.Wood, Holder-T.Morstead.	

WAS 3 NO 13, 13 plays, 75 yards, 2 penalties, 6:59 drive, 4:22 elapsed
--

W.Lutz kicks 65 yards from NO 35 to end zone, Touchback.

Washington Redskins at 10:38

1-10-WAS 25	(10:38) (Shotgun) C.Thompson left end to WAS 36 for 11 yards (K.Coleman). NO-P.Williams was injured during the play. His return is Probable.	R6
<u>1-10-WAS 36</u>	(10:08) A.Smith pass short left to A.Peterson pushed ob at NO 40 for 24 yards (K.Coleman). Pass 5, YAC 19	P7
<u>1-10-NO 40</u>	(9:31) K.Bibbs right guard to NO 35 for 5 yards (V.Bell; C.Robertson).	
2-5-NO 35	(8:50) (Shotgun) A.Smith pass incomplete short left to M.Harris (V.Bell).	
3-5-NO 35	(8:47) (Shotgun) A.Smith pass incomplete deep left to J.Crowder.	
4-5-NO 35	(8:41) D.Hopkins 53 yard field goal is GOOD, Center-N.Sundberg, Holder-T.Way.	

WAS 6 NO 13, 6 plays, 40 yards, 2:02 drive, 6:24 elapsed
--

D.Hopkins kicks 65 yards from WAS 35 to end zone, Touchback.

New Orleans Saints at 8:36

1-10-NO 25	(8:36) D.Brees pass short left to T.Smith pushed ob at NO 39 for 14 yards (Q.Dunbar). Pass 14, YAC 0	P11
<u>1-10-NO 39</u>	(8:15) D.Brees pass short right to B.Watson to NO 45 for 6 yards (J.Norman). Pass -1, YAC 7	
2-4-NO 45	(7:41) A.Kamara left tackle to NO 48 for 3 yards (J.Allen; Q.Dunbar).	
	Timeout #2 by NO at 07:04.	
3-1-NO 48	(7:04) T.Hill at quarterback for New Orleans. D.Brees lined up as a wide receiver. (Shotgun) T.Hill left guard to WAS 47 for 5 yards (P.Smith).	R12
<u>1-10-WAS 47</u>	(6:29) D.Brees back at quarterback. D.Brees pass incomplete short left to M.Ingram.	
2-10-WAS 47	(6:22) M.Ingram right end to WAS 39 for 8 yards (J.Norman).	
	PENALTY on NO-J.Hill, Offensive Holding, 10 yards, enforced at WAS 44.	
2-17-NO 46	(5:53) (Shotgun) D.Brees pass deep middle to C.Meredith to WAS 8 for 46 yards (F.Moreau; Z.Brown). Pass 26, YAC 20	P13
<u>1-8-WAS 8</u>	(5:08) T.Hill at quarterback. (Shotgun) T.Hill left end to WAS 2 for 6 yards (Z.Brown).	
2-2-WAS 2	(4:24) D.Brees back at quarterback. M.Ingram right guard to WAS 1 for 1 yard (D.Swearinger).	
3-1-WAS 1	(3:47) J.Bushrod reported in as eligible. M.Ingram left guard for 1 yard, TOUCHDOWN.	R14
	W.Lutz extra point is GOOD, Center-Z.Wood, Holder-T.Morstead.	

WAS 6 NO 20, 10 plays, 75 yards, 4:53 drive, 11:17 elapsed
--

W.Lutz kicks 62 yards from NO 35 to WAS 3. D.Johnson to WAS 22 for 19 yards (C.Robertson).

Washington Redskins at 3:43, (1st play from scrimmage 3:38)

1-10-WAS 22	(3:38) A.Smith pass short right to C.Thompson to WAS 25 for 3 yards (S.Rankins). Pass -3, YAC 6	
2-7-WAS 25	(2:59) (Shotgun) A.Smith pass incomplete short right to M.Harris.	
	Timeout #1 by WAS at 02:55.	
3-7-WAS 25	(2:55) (Shotgun) A.Smith pass incomplete short right (M.Davenport) [M.Davenport]. New Orleans challenged the incomplete pass ruling, and the play was Upheld. The ruling on the field was confirmed. (Timeout #3.)	
4-7-WAS 25	(2:53) T.Way punts 37 yards to NO 38, Center-N.Sundberg, fair catch by A.Kamara.	
	Penalty on NO-D.Onyemata, Running Into the Kicker, declined.	

New Orleans Saints at 2:46

Washington Redskins vs New Orleans Saints at Mercedes-Benz Superdome

1-10-NO 38 (2:46) (Shotgun) D.Brees pass deep right to T.Smith for 62 yards, TOUCHDOWN. Pass 24, YAC 38 P15

PENALTY on NO-M.Thomas, Taunting, 15 yards, enforced between downs. With this TD pass completion, NO #9 D.Brees becomes the NFL's all-time leader in passing yardage.

TWO-POINT CONVERSION ATTEMPT. T.Hill rushes left guard. ATTEMPT FAILS.

WAS 6 NO 26, 1 plays, 62 yards, 0:10 drive, 12:24 elapsed

W.Lutz kicks 66 yards from NO 20 to WAS 14. D.Johnson to WAS 40 for 26 yards (M.Williams).

PENALTY on WAS-S.Hamilton, Offensive Holding, 10 yards, enforced at WAS 40.

Washington Redskins at 2:36, (1st play from scrimmage 2:31)

1-10-WAS 30 (2:31) (Shotgun) A.Smith pass short right to P.Richardson to WAS 46 for 16 yards (D.Davis). Pass 12, YAC 4 P8

1-10-WAS 46 (2:11) (Shotgun) A.Smith pass incomplete short right.

2-10-WAS 46 (2:05) (Shotgun) A.Smith pass short left to C.Thompson to WAS 47 for 1 yard (D.Onyemata). Pass -6, YAC 7

Two-Minute Warning

3-9-WAS 47 (2:00) (Shotgun) A.Smith pass incomplete deep right to J.Crowder.

4-9-WAS 47 (1:55) T.Way punts 36 yards to NO 17, Center-N.Sundberg, fair catch by A.Kamara.

New Orleans Saints at 1:47

1-10-NO 17 (1:47) (Shotgun) D.Brees pass incomplete short left to A.Kamara [D.Payne].

2-10-NO 17 (1:45) (Shotgun) D.Brees pass short left to A.Kamara ran ob at NO 21 for 4 yards (Q.Dunbar). Pass 3, YAC 1

3-6-NO 21 (1:41) (Shotgun) D.Brees pass short left to C.Meredith ran ob at NO 34 for 13 yards (F.Moreau). Pass 12, YAC 1 P16

1-10-NO 34 (1:36) (Shotgun) D.Brees pass short left to C.Meredith ran ob at NO 37 for 3 yards (M.Foster). Pass 1, YAC 2

2-7-NO 37 (1:31) (Shotgun) D.Brees pass short right to C.Meredith to NO 39 for 2 yards (F.Moreau). FUMBLES (F.Moreau), RECOVERED by WAS-P.McPhee at NO 40. P.McPhee pushed ob at NO 16 for 24 yards (R.Ramczyk).

Washington Redskins at 1:22

1-10-NO 16 (1:22) (Shotgun) A.Smith pass short middle to J.Crowder to NO 3 for 13 yards (V.Bell). Pass 6, YAC 7 P9

1-3-NO 3 (:54) C.Thompson left guard to NO 4 for -1 yards (V.Bell).

Timeout #2 by WAS at 00:29.

2-4-NO 4 (:29) (Shotgun) A.Smith right guard for 4 yards, TOUCHDOWN. R10

D.Hopkins extra point is GOOD, Center-N.Sundberg, Holder-T.Way.

WAS 13 NO 26, 3 plays, 16 yards, 0:56 drive, 14:34 elapsed

D.Hopkins kicks 65 yards from WAS 35 to end zone, Touchback.

New Orleans Saints at 0:26

1-10-NO 25 (:26) D.Brees kneels to NO 24 for -1 yards.

END OF QUARTER

	Score	Time Poss	First Downs				Efficiencies	
			R	P	X	T	3 Down	4 Down
Washington Redskins	13	4:44	2	3	0	5	0/3	0/0
New Orleans Saints	26	10:16	2	6	2	10	3/5	0/0

Third Quarter

10/8/2018

Play By Play

NO elects to Receive, and WAS elects to defend the South goal.

D.Hopkins kicks 69 yards from WAS 35 to NO -4. T.Hill to NO 26 for 30 yards (D.Everett).

New Orleans Saints at 15:00, (1st play from scrimmage 14:55)

1-10-NO 26 (14:55) A.Kamara right guard to NO 29 for 3 yards (R.Kerrigan).
 2-7-NO 29 (14:23) D.Brees pass short right to J.Hill pushed ob at WAS 48 for 23 yards (M.Foster). Pass -4, YAC 27 P17
1-10-WAS 48 (13:44) M.Ingram right tackle to WAS 43 for 5 yards (P.Smith; J.Allen).
 2-5-WAS 43 (13:07) (Shotgun) D.Brees pass short middle to B.Watson to WAS 35 for 8 yards (G.Stroman). Pass 8, YAC 0 P18
1-10-WAS 35 (12:29) (Shotgun) D.Brees pass deep right to T.Smith for 35 yards, TOUCHDOWN. Pass 28, YAC 7 P19
 W.Lutz extra point is GOOD, Center-Z.Wood, Holder-T.Morstead.

WAS 13 NO 33, 5 plays, 74 yards, 2:37 drive, 2:37 elapsed

W.Lutz kicks 65 yards from NO 35 to end zone, Touchback.

PENALTY on NO-C.Robertson, Taunting, 15 yards, enforced at WAS 25.

Washington Redskins at 12:23

1-10-WAS 40 (12:23) (Shotgun) A.Smith pass short middle to C.Thompson to WAS 45 for 5 yards (A.Klein). Pass 4, YAC 1
 2-5-WAS 45 (11:59) C.Thompson right guard to 50 for 5 yards (D.Davis). R11
1-10-50 (11:23) (Shotgun) A.Smith pass short left to C.Thompson pushed ob at NO 43 for 7 yards (V.Bell). Pass 2, YAC 5
 2-3-NO 43 (10:46) (Shotgun) C.Thompson right guard to NO 45 for -2 yards (T.Stallworth).
 3-5-NO 45 (10:03) (Shotgun) A.Smith pass short left to V.Davis to NO 39 for 6 yards (K.Crawley). Pass 5, YAC 1 P12
1-10-NO 39 (9:21) (Shotgun) C.Thompson left guard to NO 34 for 5 yards (A.Klein).
 INJURY UPDATE: NO #23 M.Lattimore, CONCUSSION, OUT.
 2-5-NO 34 (8:45) A.Smith pass short left to P.Richardson to NO 31 for 3 yards (V.Bell). Pass 2, YAC 1
 3-2-NO 31 (8:05) (Shotgun) A.Smith pass incomplete deep left to V.Davis.
 4-2-NO 31 (7:59) A.Smith pass short right intended for M.Harris INTERCEPTED by J.Hardee at NO 19. J.Hardee to WAS 4 for 77 yards (J.Reed).

New Orleans Saints at 7:43

1-4-WAS 4 (7:43) (Shotgun) A.Kamara right guard to WAS 1 for 3 yards (D.Payne; Z.Brown).
 PENALTY on NO-T.Smith, Illegal Motion, 5 yards, enforced at WAS 4 - No Play.
 1-9-WAS 9 (7:17) D.Brees pass short right to B.Watson to WAS 2 for 7 yards (Z.Brown).
 PENALTY on WAS-Z.Brown, Horse Collar Tackle, 1 yard, enforced at WAS 2. Pass -2, YAC 9 X20
1-1-WAS 1 (6:48) T.Hill at quarterback. D.Brees at wide receiver. (Shotgun) T.Hill right end for 1 yard, TOUCHDOWN. R21
 W.Lutz extra point is GOOD, Center-Z.Wood, Holder-T.Morstead.

WAS 13 NO 40, 2 plays, 4 yards, 1 penalty, 1:00 drive, 8:17 elapsed

W.Lutz kicks 65 yards from NO 35 to end zone, Touchback.

Washington Redskins at 6:43

1-10-WAS 25 (6:43) (Shotgun) A.Smith pass short right to P.Richardson to WAS 33 for 8 yards (D.Onyemata). Pass 4, YAC 4
 2-2-WAS 33 (6:12) C.Thompson right guard to WAS 34 for 1 yard (D.Onyemata).
 3-1-WAS 34 (5:31) (Shotgun) A.Smith pass incomplete short right to J.Reed.
 4-1-WAS 34 (5:27) A.Smith left end pushed ob at WAS 37 for 3 yards (A.Klein). R13
1-10-WAS 37 (4:53) (Shotgun) A.Smith pass short left to B.Quick to WAS 43 for 6 yards (J.Hardee). Pass 5, YAC 1
 2-4-WAS 43 (4:26) (Shotgun) K.Bibbs left end to WAS 46 for 3 yards (D.Davis).
 3-1-WAS 46 (4:01) (Shotgun) A.Smith pass deep left to J.Reed pushed ob at NO 33 for 21 yards (V.Bell). Pass 21, YAC 0 P14
1-10-NO 33 (3:23) (Shotgun) A.Smith pass short middle to J.Crowder to NO 22 for 11 yards (J.Hardee). Pass 5, YAC 6 P15
1-10-NO 22 (2:45) (Shotgun) A.Smith pass incomplete deep left to M.Harris (J.Hardee).
 2-10-NO 22 (2:39) (Shotgun) A.Smith pass incomplete deep left to J.Crowder.
 3-10-NO 22 (2:35) (Shotgun) A.Smith pass incomplete deep right to P.Richardson (A.Klein).
 4-10-NO 22 (2:32) (Shotgun) A.Smith sacked at NO 29 for -7 yards (M.Davenport). FUMBLES (M.Davenport), RECOVERED by NO-A.Klein at NO 35.
 A.Klein to WAS 48 for 17 yards (M.Moses).

New Orleans Saints at 2:19

1-10-WAS 48 (2:19) M.Ingram right guard to WAS 43 for 5 yards (J.Allen; M.Ioannidis).
 2-5-WAS 43 (1:36) D.Brees pass short left to M.Thomas to WAS 30 for 13 yards (Q.Dunbar). Pass 5, YAC 8 P22
1-10-WAS 30 (:50) D.Brees sacked at WAS 36 for -6 yards (D.Payne).
 Penalty on NO, Illegal Shift, declined.
 2-16-WAS 36 (:22) (Shotgun) D.Brees pass short left to D.Brees to WAS 35 for 1 yard (R.Kerrigan). Pass -2, YAC 3. Brees' ball was tipped, and then he

Washington Redskins vs New Orleans Saints at Mercedes-Benz Superdome

received.

END OF QUARTER

	Score	Time Poss	First Downs				Efficiencies	
			R	P	X	T	3 Down	4 Down
Washington Redskins	13	9:04	2	3	0	5	2/5	1/3
New Orleans Saints	40	5:56	1	4	1	6	0/0	0/0

Fourth Quarter

10/8/2018

Play By Play

New Orleans Saints continued.

3-15-WAS 35 (15:00) (Shotgun) A.Kamara right tackle to WAS 26 for 9 yards (J.Harvey-Clemons).
Timeout #1 by NO at 14:15.

4-6-WAS 26 (14:15) W.Lutz 44 yard field goal is GOOD, Center-Z.Wood, Holder-T.Morstead.

WAS 13 NO 43, 6 plays, 22 yards, 3:09 drive, 0:50 elapsed

W.Lutz kicks 65 yards from NO 35 to end zone, Touchback.

Washington Redskins at 14:10

1-10-WAS 25 (14:10) (Shotgun) A.Smith pass short left to M.Harris to WAS 24 for -1 yards (J.Hardee). Pass -1, YAC 0

2-11-WAS 24 (13:36) (Shotgun) C.Thompson left end to WAS 21 for -3 yards (M.Davenport).

3-14-WAS 21 (12:55) (Shotgun) A.Smith pass short left to C.Thompson to WAS 33 for 12 yards (A.Anzalone). Pass 1, YAC 11

4-2-WAS 33 (12:07) (Shotgun) A.Smith pass deep right to J.Crowder to NO 43 for 24 yards (P.Williams). Pass 20, YAC 4

P16

1-10-NO 43 (11:39) (Shotgun) A.Smith pass deep middle to M.Harris to NO 1 for 42 yards (J.Hardee). Pass 31, YAC 11

P17

Timeout #1 by WAS at 10:52.

1-1-NO 1 (10:52) T.Nsekhe and R.Anderson reported in as eligible. K.Bibbs right guard to NO 1 for no gain (A.Klein; D.Davis). NO-T.Stallworth was injured during the play. His return is Questionable.

2-1-NO 1 (10:29) R.Anderson reported in as eligible. K.Bibbs left guard for 1 yard, TOUCHDOWN.

R18

(Pass formation) TWO-POINT CONVERSION ATTEMPT. A.Smith pass to C.Thompson is incomplete. ATTEMPT FAILS. WAS-C.Thompson was injured during the play. His return is Questionable. Pass was broken up by NO #52 C.Robertson.

WAS 19 NO 43, 7 plays, 75 yards, 3:45 drive, 4:35 elapsed

D.Hopkins kicks 56 yards from WAS 35 to NO 9. T.Hill to NO 22 for 13 yards (D.Johnson).

New Orleans Saints at 10:25, (1st play from scrimmage 10:21)

1-10-NO 22 (10:21) M.Ingram right guard to NO 28 for 6 yards (M.Foster).

2-4-NO 28 (9:35) J.Bushrod reported in as eligible. M.Ingram left tackle to NO 28 for no gain (D.Payne).

3-4-NO 28 (8:53) (Shotgun) D.Brees pass short left to A.Carr to NO 35 for 7 yards (F.Moreau). Pass 7, YAC 0

P23

1-10-NO 35 (8:09) M.Ingram left guard to NO 35 for no gain (R.Anderson; M.Nicholson).

2-10-NO 35 (7:27) D.Brees pass short left to M.Thomas to NO 45 for 10 yards (Z.Brown). Pass 2, YAC 8

P24

1-10-NO 45 (6:40) A.Kamara left guard to NO 49 for 4 yards (M.Foster).

2-6-NO 49 (5:54) D.Brees pass short left to B.Watson pushed ob at WAS 42 for 9 yards (Z.Brown). Pass 2, YAC 7

P25

1-10-WAS 42 (5:08) M.Ingram right end to WAS 40 for 2 yards (D.Swearinger).

2-8-WAS 40 (4:24) T.Hill at quarterback. D.Brees at receiver. (Shotgun) T.Hill right end to WAS 35 for 5 yards (D.Swearinger).

3-3-WAS 35 (3:43) T.Hill at quarterback. D.Brees at receiver. (Shotgun) T.Hill left end to WAS 29 for 6 yards (F.Moreau; M.Foster).

R26

1-10-WAS 29 (2:56) Brees at quarterback. M.Ingram right tackle to WAS 26 for 3 yards (R.Anderson).

2-7-WAS 26 (2:17) M.Ingram left end to WAS 17 for 9 yards (M.Nicholson).

R27

Two-Minute Warning

Timeout #2 by NO at 02:00. New quarterback for the Saints is #5 T.Bridgewater.

1-10-WAS 17 (2:00) T.Bridgewater kneels to WAS 18 for -1 yards.

2-11-WAS 18 (1:17) T.Bridgewater kneels to WAS 19 for -1 yards.

3-12-WAS 19 (:37) T.Bridgewater kneels to WAS 20 for -1 yards.

END OF QUARTER

	Score	Time Poss	First Downs				Efficiencies	
			R	P	X	T	3 Down	4 Down
Washington Redskins	19	3:45	1	2	0	3	0/1	1/1
New Orleans Saints	43	11:15	2	3	0	5	2/4	0/0

Miscellaneous Statistics Report

Washington Redskins vs New Orleans Saints
10/8/2018 at Mercedes-Benz Superdome

Ten Longest Plays for Washington Redskins

Yards	Qtr	Play Start	Play Description
42	4	1-10-NO 43	(11:39) (Shotgun) A.Smith pass deep middle to M.Harris to NO 1 for 42 yards (J.Hardee). Pass 31, YAC 11
24	2	1-10-WAS 36	(10:08) A.Smith pass short left to A.Peterson pushed ob at NO 40 for 24 yards (K.Coleman). Pass 5, YAC 19
24	4	4-2-WAS 33	(12:07) (Shotgun) A.Smith pass deep right to J.Crowder to NO 43 for 24 yards (P.Williams). Pass 20, YAC 4
23	1	3-8-NO 28	(4:45) (Shotgun) A.Smith pass deep right to P.Richardson to NO 5 for 23 yards (V.Bell). NO-A.Klein was injured during the play. His return is Probable. Pass 22, YAC 1
21	3	3-1-WAS 46	(4:01) (Shotgun) A.Smith pass deep left to J.Reed pushed ob at NO 33 for 21 yards (V.Bell). Pass 21, YAC 0
17	1	3-15-NO 47	(6:10) (Shotgun) A.Smith pass short left to C.Thompson pushed ob at NO 30 for 17 yards (K.Coleman). Pass 5, YAC 12
16	2	1-10-WAS 30	(2:31) (Shotgun) A.Smith pass short right to P.Richardson to WAS 46 for 16 yards (D.Davis). Pass 12, YAC 4
13	2	1-10-NO 16	(1:22) (Shotgun) A.Smith pass short middle to J.Crowder to NO 3 for 13 yards (V.Bell). Pass 6, YAC 7
12	1	1-10-WAS 46	(8:19) (Shotgun) A.Smith pass short middle to A.Peterson to NO 42 for 12 yards (K.Crawley). Pass 3, YAC 9
12	4	3-14-WAS 21	(12:55) (Shotgun) A.Smith pass short left to C.Thompson to WAS 33 for 12 yards (A.Anzalone). Pass 1, YAC 11

Ten Longest Plays for New Orleans Saints

Yards	Qtr	Play Start	Play Description
62	2	1-10-NO 38	(2:46) (Shotgun) D.Brees pass deep right to T.Smith for 62 yards, TOUCHDOWN. Pass 24, YAC 38
46	2	2-17-NO 46	(5:53) (Shotgun) D.Brees pass deep middle to C.Meredith to WAS 8 for 46 yards (F.Moreau; Z.Brown). Pass 26, YAC 20
35	3	1-10-WAS 35	(12:29) (Shotgun) D.Brees pass deep right to T.Smith for 35 yards, TOUCHDOWN. Pass 28, YAC 7
31	2	2-8-WAS 42	(12:30) D.Brees pass short left to M.Thomas to WAS 11 for 31 yards (M.Foster; D.Swearinger). Pass 12, YAC 19
28	1	2-7-WAS 30	(11:33) D.Brees pass short left to M.Ingram pushed ob at WAS 2 for 28 yards (D.Swearinger). Pass -5, YAC 33
23	3	2-7-NO 29	(14:23) D.Brees pass short right to J.Hill pushed ob at WAS 48 for 23 yards (M.Foster). Pass -4, YAC 27
20	1	1-10-NO 47	(12:43) D.Brees pass deep right to M.Thomas to WAS 33 for 20 yards (M.Nicholson).
14	2	1-10-NO 25	(8:36) D.Brees pass short left to T.Smith pushed ob at NO 39 for 14 yards (Q.Dunbar). Pass 14, YAC 0
13	2	3-6-NO 21	(1:41) (Shotgun) D.Brees pass short left to C.Meredith ran ob at NO 34 for 13 yards (F.Moreau). Pass 12, YAC 1
13	3	2-5-WAS 43	(1:36) D.Brees pass short left to M.Thomas to WAS 30 for 13 yards (Q.Dunbar). Pass 5, YAC 8

Touchdown Scoring Information

		Offense	Defense	Special Teams
VISITOR	Washington Redskins	2	0	0
HOME	New Orleans Saints	6	0	0

Player Scoring Information

Club	Player	TD	Rush TD	Rec TD	KO TD	Punt TD	Int TD	Fum TD	Misc TD	FG	XP	2Pt Rush	2Pt Rec	Sfty	Points
WAS	D.Hopkins	0	0	0	0	0	0	0	0	2	1	0	0	0	7
WAS	A.Smith	0	1	0	0	0	0	0	0	0	0	0	0	0	6
WAS	K.Bibbs	0	1	0	0	0	0	0	0	0	0	0	0	0	6
NO	M.Ingram	0	2	0	0	0	0	0	0	0	0	0	0	0	12
NO	T.Smith	0	0	2	0	0	0	0	0	0	0	0	0	0	12
NO	W.Lutz	0	0	0	0	0	0	0	0	1	4	0	0	0	7
NO	T.Hill	0	1	0	0	0	0	0	0	0	0	0	0	0	6
NO	J.Hill	0	0	1	0	0	0	0	0	0	0	0	0	0	6

Possession Detail

	First Half		Second Half		Game	
	Visitor	Home	Visitor	Home	Visitor	Home
Largest Lead	0	20	0	30	0	30
Drives Leading	0	5	0	4	0	9
Time of Possession Leading	0:00	12:53	0:00	17:11	0:00	30:04
Largest Deficit	-20	0	-30	0	-30	0
Drives Trailing	5	0	3	0	8	0
Time of Possession Trailing	12:48	0:00	12:49	0:00	25:37	0:00
Times Score Tied Up		0		0		0
Lead Changes		1		0		1

Playtime Percentage

Percent of playtime per player on offense, defense and special teams

Washington Redskins

New Orleans Saints

		Offense	Defense	Special Teams				Offense	Defense	Special Teams				
T Bergstrom	G	61	100%	3	12%	M Unger	C	66	100%	6	24%			
M Moses	T	61	100%	3	12%	L Warford	G	66	100%	6	24%			
B Scherff	G	61	100%	3	12%	A Peat	T	66	100%	6	24%			
C Roullier	C	61	100%	3	12%	R Ramczyk	T	66	100%	6	24%			
A Smith	QB	61	100%			T Armstead	T	66	100%					
T Williams	T	61	100%			D Brees	QB	63	95%					
J Crowder	WR	52	85%			M Thomas	WR	51	77%	1	4%			
M Harris	WR	49	80%	6	24%	T Smith	WR	44	67%	2	8%			
P Richardson	WR	42	69%			J Hill	TE	38	58%	1	4%			
C Thompson	RB	40	66%			B Watson	TE	36	55%	1	4%			
J Reed	TE	39	64%			M Ingram	RB	36	55%					
V Davis	TE	26	43%			A Kamara	RB	31	47%	4	16%			
A Peterson	RB	13	21%			C Meredith	WR	30	45%	1	4%			
B Quick	WR	12	20%	13	52%	Z Line	FB	15	23%	5	20%			
J Sprinkle	TE	11	18%	14	56%	T Hill	QB	14	21%	19	76%			
M Floyd	WR	9	15%	2	8%	D Arnold	TE	14	21%	4	16%			
K Bibbs	RB	8	13%	12	48%	A Carr	WR	14	21%					
R Anderson	LB	2	3%	11	17%	M Williams	FS	4	6%	61	100%	10	40%	
T Nsekhe	T	2	3%	3	12%	J Bushrod	G	3	5%	6	24%			
M Foster	LB			66	100%	T Bridgewater	QB	3	5%					
D Swearinger	FS			66	100%	K Crawley	CB		59	97%	3	12%		
M Nicholson	SS			61	92%	P Williams	CB		57	93%	1	4%		
J Norman	CB			61	92%	V Bell	SS		51	84%	3	12%		
Z Brown	LB			58	88%	C Jordan	DE		50	82%	3	12%		
Q Dunbar	CB			57	86%	D Davis	LB		50	82%				
J Allen	DE			55	83%	6	24%	A Klein	LB		47	77%	3	12%
P Smith	LB			55	83%			A Okafor	DE		43	70%	4	16%
D Payne	NT			51	77%	6	24%	J Hardee	CB		38	62%	13	52%
R Kerrigan	LB			48	73%	6	24%	S Rankins	DT		36	59%		
F Moreau	CB			44	67%			M Davenport	DE		35	57%	10	40%
M Ioannidis	DE			31	47%	3	12%	D Onyemata	DT		32	52%	6	24%
P McPhee	LB			18	27%			T Davison	NT		27	44%	9	36%
D Everett	SS			12	18%	22	88%	K Coleman	SS		23	38%	9	36%
Z Hood	DE			11	17%	6	24%	T Stallworth	NT		22	36%		
J Harvey-Clemons	LB			8	12%	17	68%	A Anzalone	LB		20	33%	4	16%
T Settle	NT			8	12%	9	36%	C Robertson	LB		13	21%	19	76%
G Stroman	CB			5	8%	22	88%	M Lattimore	CB		6	10%		
D Johnson	CB					22	88%	J LeRibeus	G		1	2%	6	24%
Z Vigil	LB					22	88%	J Robinson	FS			18	72%	
K Ladler	SS			16	64%			C Banjo	FS			16	64%	
S Hamilton	LB			16	64%			V Biegel	LB			15	60%	
D Hopkins	K			8	32%			D Washington	RB			14	56%	
T Way	P			6	24%			W Lutz	K			14	56%	
N Sundberg	LS			6	24%			J Gray	SS			14	56%	

Z Wood	LS	6	24%
T Morstead	P	6	24%

National Football League Game Summary

NFL Copyright © 2018 by The National Football League. All rights reserved. This summary and play-by-play is for the express purpose of assisting media in their coverage of the game; any other use of this material is prohibited without the written permission of the National Football League. Updated: 12/6/2018

Date: Sunday, 10/14/2018

Carolina Panthers at Washington Redskins

Start Time: 1:03 PM Eastern

at FedExField, Landover, MD

Game Day Weather

Game Weather: Cloudy
Played Outdoor on Turf: Grass

Temp: 52° F (11.1° C) Humidity: 74%, Wind: 0 mph
Outdoor Weather: Cloudy,

Officials

Referee: Martin, Clay (19) Umpire: Bryan, Fred (11) Down Judge: Short, Danny (113)
Line Judge: Payne, Kent (79) Field Judge: Meslow, David (118) Side Judge: Coleman, James (95)
Back Judge: Wilson, Gregory (119) Replay Official: Sifferman, Tom (0)

Lineups

Carolina Panthers			Washington Redskins				
Offense		Defense	Offense		Defense		
WR 17	D.Funchess	DE 97	M.Addison	WR 83	B.Quick	DE 93	J.Allen
LT 74	C.Clark	DT 99	K.Short	LT 71	T.Williams	NT 95	D.Payne
LG 73	G.Van Roten	DT 95	D.Poe	LG 73	C.Roullier	DE 31	F.Moreau
C 67	R.Kalil	DE 90	J.Peppers	C 66	T.Bergstrom	SLB 94	P.Smith
RG 70	T.Turner	SLB 54	S.Thompson	RG 75	B.Scherff	MLB 53	Z.Brown
RT 72	T.Moton	MLB 59	L.Kuechly	RT 76	M.Moses	MLB 54	M.Foster
TE 88	G.Olsen	WLB 58	T.Davis	TE 86	J.Reed	WLB 91	R.Kerrigan
WR 11	T.Smith	LCB 24	J.Bradberry	WR 87	J.Sprinkle	CB 23	Q.Dunbar
QB 1	C.Newton	RCB 26	D.Jackson	WR 85	V.Davis	CB 24	J.Norman
FB 13	J.Wright	FS 29	M.Adams	QB 11	A.Smith	SS 35	M.Nicholson
RB 22	C.McCaffrey	SS 25	E.Reid	RB 26	A.Peterson	FS 36	D.Swearingen

Substitutions

P 5 M.Palardy, K 9 G.Gano, WR 10 C.Samuel, WR 12 D.Moore, RB 20 C.Anderson, CB 23 J.Hawkins, DB 28 R.Gaulden, RB 40 A.Armah, CB 41 C.Munnerlyn, DB 42 C.Jones, LS 44 J.Jansen, LB 53 B.Jacobs, LB 55 D.Mayo, LB 56 J.Carter, G 65 A.Silatolu, C 69 T.Larsen, TE 80 I.Thomas, TE 82 C.Manhertz, DT 92 V.Butler, NT 93 K.Love, DE 94 E.Obada, DE 96 W.Horton

Substitutions

K 3 D.Hopkins, P 5 T.Way, WR 10 P.Richardson, WR 13 M.Harris, WR 17 M.Floyd, WR 18 J.Doctson, S 22 D.Everett, RB 32 S.Perine, CB 37 G.Stroman, LB 40 J.Harvey-Clemons, CB 41 D.Johnson, RB 46 K.Bibbs, S 48 K.Ladler, LB 51 S.Hamilton, LB 52 R.Anderson, C 55 C.Dunn, LB 56 Z.Vigil, LS 57 N.Sundberg, T 79 T.Nsekhe, DL 90 E.Hood, LB 96 P.McPhee, DL 97 T.Settle, DL 98 M.Ioannidis

Did Not Play

QB 6 T.Heinicke, T 71 M.Newhouse

Did Not Play

QB 12 C.McCoy

Not Active

WR 18 D.Byrd, RB 34 C.Artis-Payne, DB 35 C.Elder, LB 57 A.Smith, G 63 B.Mahon, DE 91 B.Cox, LB 98 M.Haynes

Not Active

RB 25 C.Thompson, S 30 T.Apke, CB 39 A.Alexander, T 74 G.Christian, G 77 S.Lauvao, WR 80 J.Crowder, DT 99 C.Brantley

Field Goals (made () & missed)

Player	Attempts	Made	Missed	OT	Total	
G.Gano	(32)					
D.Hopkins	(49)	(56)	(29)			
VISITOR: Carolina Panthers	0	6	3	8	0	17
HOME: Washington Redskins	14	3	0	6	0	23

Scoring Plays

Team	Qtr	Time	Play Description (Extra Point) (Drive Info)	Visitor	Home
Redskins	1	10:20	V.Davis 22 yd. pass from A.Smith (D.Hopkins kick) (1-22, 0:06)	0	7
Redskins	1	3:02	P.Richardson 2 yd. pass from A.Smith (D.Hopkins kick) (12-64, 6:14)	0	14
Redskins	2	5:30	D.Hopkins 49 yd. Field Goal (10-36, 5:54)	0	17
Panthers	2	3:05	D.Funchess 23 yd. pass from C.Newton (kick failed, wl) (7-75, 2:25)	6	17
Panthers	3	5:08	G.Gano 32 yd. Field Goal (11-47, 5:32)	9	17
Redskins	4	12:40	D.Hopkins 56 yd. Field Goal (12-42, 7:28)	9	20
Panthers	4	8:32	T.Smith 3 yd. pass from C.Newton (C.Newton-T.Smith pass) (9-75, 4:08)	17	20
Redskins	4	3:15	D.Hopkins 29 yd. Field Goal (10-64, 5:17)	17	23

Paid Attendance: 60,482

Time: 2:55

Carolina Panthers vs Washington Redskins
10/14/2018 at FedExField

Final Individual Statistics

Carolina Panthers

Washington Redskins

RUSHING						RUSHING					
	ATT	YDS	AVG	LG	TD		ATT	YDS	AVG	LG	TD
C.Newton	9	43	4.8	15	0	A.Peterson	17	97	5.7	19	0
C.McCaffrey	8	20	2.5	9	0	A.Smith	6	13	2.2	5	0
D.Moore	1	18	18.0	18	0	K.Bibbs	2	11	5.5	8	0
						M.Harris	1	6	6.0	6	0
						S.Perine	1	3	3.0	3	0
						P.Richardson	1	2	2.0	2	0
Total	18	81	4.5	18	0	Total	28	132	4.7	19	0

PASSING									PASSING								
	ATT	CMP	YDS	SK/YD	TD	LG	IN	RT		ATT	CMP	YDS	SK/YD	TD	LG	IN	RT
C.Newton	40	27	275	1/6	2	23	1	93.2	A.Smith	36	21	163	3/7	2	22	0	88.1
Total	40	27	275	1/6	2	23	1	93.2	Total	36	21	163	3/7	2	22	0	88.1

PASS RECEIVING								PASS RECEIVING							
	TAR	REC	YDS	AVG	LG	TD		TAR	REC	YDS	AVG	LG	TD		
C.McCaffrey	8	7	46	6.6	15	0	J.Reed	9	5	36	7.2	10	0		
D.Funchess	8	5	74	14.8	23	1	V.Davis	3	3	48	16.0	22	1		
T.Smith	5	5	43	8.6	12	1	P.Richardson	5	3	31	10.3	21	1		
D.Moore	5	4	59	14.8	18	0	J.Doctson	5	3	20	6.7	8	0		
G.Olsen	7	4	48	12.0	18	0	M.Harris	4	3	13	4.3	13	0		
J.Wright	2	1	3	3.0	3	0	B.Quick	2	2	12	6.0	6	0		
C.Manhertz	2	1	2	2.0	2	0	K.Bibbs	2	1	6	6.0	6	0		
							S.Perine	1	1	-3	-3.0	-3	0		
							A.Peterson	1	0	0	0.0	0	0		
							M.Floyd	1	0	0	0.0	0	0		
Total	37	27	275	10.2	23	2	Total	33	21	163	7.8	22	2		

INTERCEPTIONS						INTERCEPTIONS					
	NO	YDS	AVG	LG	TD		NO	YDS	AVG	LG	TD
Total	0	0	0	0	0	J.Norman	1	7	7.0	7	0
						Total	1	7	7.0	7	0

PUNTING								PUNTING							
	NO	YDS	AVG	NET	TB	IN20	LG		NO	YDS	AVG	NET	TB	IN20	LG
M.Palardy	3	133	44.3	34.3	1	0	53	T.Way	4	164	41.0	40.8	0	2	51
Total	3	133	44.3	34.3	1	0	53	Total	4	164	41.0	40.8	0	2	51

PUNT RETURNS								PUNT RETURNS							
	NO	YDS	AVG	FC	LG	TD		NO	YDS	AVG	FC	LG	TD		
D.Moore	1	1	1.0	1	1	0	G.Stroman	1	10	10.0	1	10	0		
[DOWNED]	2	0	0.0	0	0	0	[TOUCHBACK]	1	0	0.0	0	0	0		
Total	1	1	1.0	1	1	0	Total	1	10	10.0	1	10	0		

KICKOFF RETURNS								KICKOFF RETURNS							
	NO	YDS	AVG	FC	LG	TD		NO	YDS	AVG	FC	LG	TD		
C.Samuel	2	37	18.5	0	20	0	K.Bibbs	1	18	18.0	0	18	0		
[TOUCHBACK]	4	0	0.0	0	0	0	J.Sprinkle	1	6	6.0	0	6	0		
							[TOUCHBACK]	2	0	0.0	0	0	0		
Total	2	37	18.5	0	20	0	Total	2	24	12.0	0	18	0		

Carolina Panthers

FUMBLES	FUM	LOST	OWN-REC	YDS	TD	FORCED	OPP-REC	YDS	TD	OUT-BDS
D.Moore	2	2	0	0	0	0	0	0	0	0
C.Newton	1	0	0	0	0	0	0	0	0	0
G.Van Roten	0	0	1	0	0	0	0	0	0	0
J.Peppers	0	0	0	0	0	1	0	0	0	0
Total	3	2	1	0	0	1	0	0	0	0

Washington Redskins

FUMBLES	FUM	LOST	OWN-REC	YDS	TD	FORCED	OPP-REC	YDS	TD	OUT-BDS
A.Smith	1	0	0	0	0	0	0	0	0	0
T.Williams	0	0	1	2	0	0	0	0	0	0
S.Hamilton	0	0	0	0	0	1	0	0	0	0
J.Norman	0	0	0	0	0	1	0	0	0	0

Carolina Panthers vs Washington Redskins

10/14/2018 at FedExField

Final Individual Statistics

D.Swearinger	0	0	0	0	0	1	0	0	0	0
M.Foster	0	0	0	0	0	0	1	0	0	0
J.Sprinkle	0	0	0	0	0	0	1	0	0	0
Total	1	0	1	2	0	3	2	0	0	0

Carolina Panthers vs Washington Redskins
10/14/2018 at FedExField

Final Team Statistics

	Visitor Panthers	Home Redskins
TOTAL FIRST DOWNS	22	18
By Rushing	7	7
By Passing	15	10
By Penalty	0	1
THIRD DOWN EFFICIENCY	3-9-33%	7-16-44%
FOURTH DOWN EFFICIENCY	0-1-0%	1-2-50%
TOTAL NET YARDS	350	288
Total Offensive Plays (inc. times thrown passing)	59	67
Average gain per offensive play	5.9	4.3
NET YARDS RUSHING	81	132
Total Rushing Plays	18	28
Average gain per rushing play	4.5	4.7
Tackles for a loss-number and yards	2-2	1-1
NET YARDS PASSING	269	156
Times thrown - yards lost attempting to pass	1-6	3-7
Gross yards passing	275	163
PASS ATTEMPTS-COMPLETIONS-HAD INTERCEPTED	40-27-1	36-21-0
Avg gain per pass play (inc.# thrown passing)	6.6	4.0
KICKOFFS Number-In End Zone-Touchbacks	4-2-2	6-5-4
PUNTS Number and Average	3-44.3	4-41.0
Had Blocked	0	0
FGs - PATs Had Blocked	0-0	0-0
Net Punting Average	34.3	40.8
TOTAL RETURN YARDAGE (Not Including Kickoffs)	1	17
No. and Yards Punt Returns	1-1	1-10
No. and Yards Kickoff Returns	2-37	2-24
No. and Yards Interception Returns	0-0	1-7
PENALTIES Number and Yards	8-55	5-43
FUMBLES Number and Lost	3-2	1-0
TOUCHDOWNS	2	2
Rushing	0	0
Passing	2	2
EXTRA POINTS Made-Attempts	1-2	2-2
Kicking Made-Attempts	0-1	2-2
Passing Made-Attempts	1-1	0-0
FIELD GOALS Made-Attempts	1-1	3-3
RED ZONE EFFICIENCY	1-3-33%	1-2-50%
GOAL TO GO EFFICIENCY	1-1-100%	1-1-100%
SAFETIES	0	0
FINAL SCORE	17	23
TIME OF POSSESSION	24:36	35:24

Ball Possession And Drive Chart

Carolina Panthers

#	Time Recd	Time Lost	Time Poss	How Ball Obtained	Drive Began	# Play	Yds Gain	Yds Pen	Net Yds	1st Down	Last Scrm	How Given Up
1	15:00	11:35	3:25	Kickoff	CAR 25	5	22	0	22	1	CAR 47	Punt
2	10:20	9:16	1:04	Kickoff	CAR 25	3	-1	0	-1	0	CAR 24	Punt
3	3:02	14:06	3:56	Kickoff	CAR 18	7	29	0	29	3	CAR 47	Interception
4	12:04	11:24	0:40	Punt	CAR 24	2	39	0	39	1	CAR 46	Fumble
5	5:30	3:05	2:25	Kickoff	CAR 25	7	75	0	75	4	WAS 23	Touchdown
6	1:24	0:56	0:28	Punt	CAR 3	3	2	-2	0	0	CAR 3	Punt
7	0:17	0:00	0:17	Punt	CAR 3	1	-1	0	-1	0	CAR 3	End of Half
8	10:40	5:08	5:32	Downs	CAR 39	11	42	5	47	3	* WAS 14	Field Goal
9	12:40	8:32	4:08	Kickoff	CAR 25	9	75	0	75	6	* WAS 3	Touchdown
10	3:15	0:34	2:41	Kickoff	CAR 16	12	68	0	68	4	* WAS 16	Downs

(203) Average CAR 20

Washington Redskins

#	Time Recd	Time Lost	Time Poss	How Ball Obtained	Drive Began	# Play	Yds Gain	Yds Pen	Net Yds	1st Down	Last Scrm	How Given Up
1	11:35	10:26	1:09	Punt	WAS 20	3	8	0	8	0	WAS 28	Punt
2	10:26	10:20	0:06	Fumble	CAR 22	1	22	0	22	1	CAR 22	Touchdown
3	9:16	3:02	6:14	Punt	WAS 36	12	59	5	64	4	* CAR 2	Touchdown
4	14:06	12:04	2:02	Interception	WAS 28	3	9	-10	-1	0	WAS 27	Punt
5	11:24	5:30	5:54	Fumble	WAS 33	10	36	0	36	2	CAR 31	Field Goal
6	3:05	1:24	1:41	Kickoff	WAS 25	6	31	0	31	2	CAR 44	Punt
7	0:56	0:17	0:39	Punt	CAR 33	3	4	-10	-6	0	CAR 39	Punt
8	15:00	10:40	4:20	Kickoff	WAS 31	9	31	0	31	2	CAR 38	Downs
9	5:08	12:40	7:28	Kickoff	WAS 20	12	42	0	42	3	CAR 38	Field Goal
10	8:32	3:15	5:17	Kickoff	WAS 25	10	49	15	64	4	* CAR 11	Field Goal
11	0:34	0:00	0:34	Downs	WAS 8	1	-1	0	-1	0	WAS 8	End of Game

(371) Average WAS 34

* inside opponent's 20

Time of Possession by Quarter		1st	2nd	3rd	4th	OT	Total
Visitor	Carolina Panthers	7:31	4:44	5:32	6:49		24:36
Home	Washington Redskins	7:29	10:16	9:28	8:11		35:24

Kickoff Drive No.-Start Average

Panthers: 6 - CAR 22

Redskins: 4 - WAS 25

Carolina Panthers vs Washington Redskins
10/14/2018 at FedExField

Final Defensive Statistics

Carolina Panthers	Regular Defensive Plays											Special Teams					Misc			
	TKL	AST	COMB	SK	/ YDS	TFL	Q	IN	PD	FF	FR	TKL	AST	FF	FR	BL	TKL	AST	FF	FR
L.Kuechly	8	2	10	0	0	2	0	0	0	0	0	0	0	0	0	0	0	0	0	0
T.Davis	4	2	6	0	0	0	0	0	2	0	0	0	0	0	0	0	0	0	0	0
M.Adams	4	2	6	0	0	1	0	0	1	0	0	0	0	0	0	0	0	0	0	0
J.Bradberry	5	0	5	0	0	0	0	0	1	0	0	0	0	0	0	0	0	0	0	0
C.Munnerlyn	4	1	5	0	0	0	0	0	1	0	0	0	0	0	0	0	0	0	0	0
E.Reid	4	1	5	0	0	0	0	0	0	0	0	0	0	0	0	0	0	0	0	0
M.Addison	4	0	4	1	3	1	1	0	0	0	0	0	0	0	0	0	0	0	0	0
W.Horton	3	1	4	0	0	0	0	0	0	0	0	0	0	0	0	0	0	0	0	0
S.Thompson	2	1	3	1	4	1	1	0	0	0	0	1	0	0	0	0	0	0	0	0
J.Peppers	2	0	2	1	0	0	1	0	0	1	0	0	0	0	0	0	0	0	0	0
D.Jackson	2	0	2	0	0	0	0	0	2	0	0	1	0	0	0	0	0	0	0	0
K.Short	1	1	2	0	0	0	0	0	0	0	0	0	0	0	0	0	0	0	0	0
E.Obada	1	0	1	0	0	0	1	0	0	0	0	0	0	0	0	0	0	0	0	0
R.Gaulden	1	0	1	0	0	0	0	0	0	0	0	0	0	0	0	0	0	0	0	0
V.Butler	0	1	1	0	0	0	1	0	0	0	0	0	0	0	0	0	0	0	0	0
D.Poe	0	1	1	0	0	0	0	0	0	0	0	0	0	0	0	0	0	0	0	0
K.Love	0	0	0	0	0	0	1	0	0	0	0	0	0	0	0	0	0	0	0	0
C.Samuel	0	0	0	0	0	0	0	0	0	0	0	1	0	0	0	0	0	0	0	0
D.Funchess	0	0	0	0	0	0	0	0	0	0	0	0	0	0	0	0	1	0	0	0
C.McCaffrey	0	0	0	0	0	0	0	0	0	0	0	0	0	0	0	0	1	0	0	0
G.Van Roten	0	0	0	0	0	0	0	0	0	0	0	0	0	0	0	0	0	0	0	1
Total	45	13	58	3	7	5	6	0	7	1	0	3	0	0	0	0	2	0	0	1

TKL = Tackle AST = Assist COMB = Combined QH=QB Hit IN = Interception PD = Pass Defense FF = Forced Fumble FR = Fumble Recovery

Washington Redskins	Regular Defensive Plays											Special Teams					Misc			
	TKL	AST	COMB	SK	/ YDS	TFL	QH	IN	PD	FF	FR	TKL	AST	FF	FR	BL	TKL	AST	FF	FR
Q.Dunbar	6	1	7	0	0	0	0	0	0	0	0	0	0	0	0	0	0	0	0	0
D.Swearinger	4	3	7	1	6	0	1	0	0	1	0	0	0	0	0	0	0	0	0	0
Z.Brown	5	1	6	0	0	1	0	0	0	0	0	0	0	0	0	0	0	0	0	0
J.Norman	4	1	5	0	0	0	0	1	1	1	0	0	0	0	0	0	0	0	0	0
M.Foster	3	2	5	0	0	1	0	0	0	0	1	0	0	0	0	0	0	0	0	0
J.Harvey-Clemons	3	1	4	0	0	0	0	0	0	0	0	0	0	0	0	0	0	0	0	0
M.Nicholson	2	2	4	0	0	0	0	0	0	0	0	0	0	0	0	0	0	0	0	0
D.Payne	2	1	3	0	0	0	0	0	0	0	0	0	0	0	0	0	0	0	0	0
F.Moreau	2	0	2	0	0	0	0	0	0	0	0	0	0	0	0	0	0	0	0	0
M.Ioannidis	2	0	2	0	0	0	0	0	0	0	0	0	0	0	0	0	0	0	0	0
J.Allen	1	0	1	0	0	0	0	0	0	0	0	0	0	0	0	0	0	0	0	0
P.Smith	1	0	1	0	0	0	0	0	0	0	0	0	0	0	0	0	0	0	0	0
R.Kerrigan	1	0	1	0	0	1	0	0	0	0	0	0	0	0	0	0	0	0	0	0
R.Anderson	0	1	1	0	0	0	0	0	0	0	0	0	0	0	0	0	0	0	0	0
S.Hamilton	0	0	0	0	0	0	0	0	0	0	0	1	0	1	0	0	0	0	0	0
D.Hopkins	0	0	0	0	0	0	0	0	0	0	0	1	0	0	0	0	0	0	0	0
Z.Vigil	0	0	0	0	0	0	0	0	0	0	0	0	1	0	0	0	0	0	0	0
D.Johnson	0	0	0	0	0	0	0	0	0	0	0	0	1	0	0	0	0	0	0	0
K.Ladler	0	0	0	0	0	0	0	0	0	0	0	0	1	0	0	0	0	0	0	0
J.Sprinkle	0	0	0	0	0	0	0	0	0	0	0	0	0	0	1	0	0	0	0	0
T.Williams	0	0	0	0	0	0	0	0	0	0	0	0	0	0	0	0	0	0	0	1
Total	36	13	49	1	6	3	1	1	1	2	1	2	3	1	1	0	0	0	0	1

Carolina Panthers vs Washington Redskins

10/14/2018 at FedExField

First Half Summary

PERIOD SCORES

Panthers	0 6 = 6
Redskins	14 3 = 17

TIME OF POSSESSION

Panthers	12:15
Redskins	17:45

Scoring Plays

Team	Qtr	Time	Play Description (Extra Point) (Drive Info)	Visitor	Home
Redskins	1	10:20	V.Davis 22 yd. pass from A.Smith (D.Hopkins kick) (1-22, 0:06)	0	7
Redskins	1	3:02	P.Richardson 2 yd. pass from A.Smith (D.Hopkins kick) (12-64, 6:14)	0	14
Redskins	2	5:30	D.Hopkins 49 yd. Field Goal (10-36, 5:54)	0	17
Panthers	2	3:05	D.Funchess 23 yd. pass from C.Newton (kick failed, wl) (7-75, 2:25)	6	17

	Carolina Panthers	Washington Redskins
TOTAL FIRST DOWNS	9	9
First Downs Rushing-Passing-by Penalty	2 - 7 - 0	4 - 5 - 0
THIRD DOWN EFFICIENCY	1-5-20%	4-10-40%
TOTAL NET YARDS	165	169
Total Offensive Plays	28	37
NET YARDS RUSHING	35	80
NET YARDS PASSING	130	89
Gross Yards Passing	136	96
Times thrown-yards lost attempting to pass	1-6	2-7
Pass Attempts-Completions-Had Intercepted	16 - 10 - 1	20 - 10 - 0
Punts-Number and Average	3 - 44.3	4 - 41
Penalties-Number and Yards	5 - 30	2 - 20
Fumbles-Number and Lost	3 - 2	0 - 0
Red Zone Efficiency	0-0-0%	1-1-100%
Average Drive Start	CAR 18	WAS 41

Carolina Panthers

Washington Redskins

Carolina Panthers										Washington Redskins									
RUSHING										RUSHING									
	ATT	YDS	AVG	LG	TD		ATT	YDS	AVG	LG	TD								
C.McCaffrey	6	20	3.3	9	0	A.Peterson	9	56	6.2	19	0								
C.Newton	5	15	3.0	13	0	K.Bibbs	2	11	5.5	8	0								
						A.Smith	3	7	2.3	4	0								
						M.Harris	1	6	6.0	6	0								
Total	11	35	3.2	13	0	Total	15	80	5.3	19	0								
PASSING										PASSING									
	ATT	CMP	YDS	SK/YD	TD	LG	IN	RT		ATT	CMP	YDS	SK/YD	TD	LG	IN	RT		
C.Newton	16	10	136	1/6	1	23	1	84.4	A.Smith	20	10	96	2/7	2	22	0	97.1		
Total	16	10	136	1/6	1	23	1	84.4	Total	20	10	96	2/7	2	22	0	97.1		
PASS RECEIVING										PASS RECEIVING									
	TAR	REC	YDS	AVG	LG	TD		TAR	REC	YDS	AVG	LG	TD						
D.Funchess	4	3	55	18.3	23	1	J.Reed	6	3	21	7.0	9	0						
D.Moore	3	2	35	17.5	18	0	V.Davis	2	2	43	21.5	22	1						
G.Olsen	3	2	23	11.5	15	0	P.Richardson	4	2	23	11.5	21	1						
C.McCaffrey	2	2	21	10.5	13	0	K.Bibbs	2	1	6	6.0	6	0						
C.Manhertz	2	1	2	2.0	2	0	J.Doctson	2	1	6	6.0	6	0						
							S.Perine	1	1	-3	-3.0	-3	0						
							A.Peterson	1	0	0	0.0	0	0						
Total	14	10	136	13.6	23	1	Total	18	10	96	9.6	22	2						

Carolina Panthers

Regular Defensive Plays

Special Teams

Misc

	TKL	AST	COMB	SK	YDS	TFL	Q	IN	PD	FF	FR	TKL	AST	FF	FR	BL	TKL	AST	FF	FR
T.Davis	3	1	4	0	0	0	0	0	1	0	0	0	0	0	0	0	0	0	0	0
L.Kuechly	3	0	3	0	0	1	0	0	0	0	0	0	0	0	0	0	0	0	0	0
W.Horton	2	1	3	0	0	0	0	0	0	0	0	0	0	0	0	0	0	0	0	0
C.Munnerlyn	2	1	3	0	0	0	0	0	1	0	0	0	0	0	0	0	0	0	0	0
Total	10	3	13	0	0	1	0	0	2	0	0	0	0	0	0	0	0	0	0	0

First Quarter

10/14/2018

Play By Play

WAS wins the coin toss and elects to defer. CAR elects to Receive, and WAS elects to defend the west goal.

D.Hopkins kicks 65 yards from WAS 35 to end zone, Touchback.

Carolina Panthers at 15:00

- 1-10-CAR 25 (15:00) C.McCaffrey up the middle to CAR 34 for 9 yards (J.Norman).
- 2-1-CAR 34 (14:24) (Shotgun) C.Newton right tackle to CAR 38 for 4 yards (Z.Brown).
- 1-10-CAR 38 (13:51) C.McCaffrey right tackle to CAR 46 for 8 yards (Z.Brown).
- 2-2-CAR 46 (13:11) C.McCaffrey up the middle to CAR 46 for no gain (D.Swearinger).
- 3-2-CAR 46 (12:30) (Shotgun) C.McCaffrey right end to CAR 47 for 1 yard (J.Allen, D.Swearinger).
- 4-1-CAR 47 (11:45) M.Palardy punts 53 yards to end zone, Center-J.Jansen, Touchback.

R1

Washington Redskins at 11:35

- 1-10-WAS 20 (11:35) A.Smith pass incomplete short right to A.Peterson.
- 2-10-WAS 20 (11:30) A.Peterson left tackle to WAS 28 for 8 yards (J.Peppers, M.Adams).
- 3-2-WAS 28 (10:47) (Shotgun) A.Smith pass incomplete short middle to K.Bibbs (C.Munnerlyn).
- 4-2-WAS 28 (10:41) T.Way punts 51 yards to CAR 21, Center-N.Sundberg. D.Moore to CAR 22 for 1 yard (S.Hamilton, Z.Vigil). FUMBLES (S.Hamilton), RECOVERED by WAS-J.Sprinkle at CAR 22.

Washington Redskins at 10:26

- 1-10-CAR 22 (10:26) (Shotgun) A.Smith pass deep middle to V.Davis for 22 yards, TOUCHDOWN.
- D.Hopkins extra point is GOOD, Center-N.Sundberg, Holder-T.Way.

P1

CAR 0 WAS 7, 1 plays, 22 yards, 0:06 drive, 4:40 elapsed

D.Hopkins kicks 65 yards from WAS 35 to end zone, Touchback.

Carolina Panthers at 10:20

- 1-10-CAR 25 (10:20) (Shotgun) C.Newton pass incomplete short left to C.Manhertz.
- 2-10-CAR 25 (10:11) (Shotgun) C.Newton right end to CAR 24 for -1 yards (Z.Brown).
- 3-11-CAR 24 (9:29) (Shotgun) C.Newton pass incomplete short left to D.Moore.
- 4-11-CAR 24 (9:23) M.Palardy punts 40 yards to WAS 36, Center-J.Jansen, fair catch by G.Stroman.

Washington Redskins at 9:16

- 1-10-WAS 36 (9:16) (Shotgun) A.Peterson left guard to WAS 38 for 2 yards (M.Adams).
- 2-8-WAS 38 (8:55) (No Huddle, Shotgun) A.Smith pass incomplete deep left to J.Reed (T.Davis) [V.Butler].
- 3-8-WAS 38 (8:50) (Shotgun) A.Smith pass short middle to J.Reed to WAS 45 for 7 yards (C.Munnerlyn; T.Davis).
- 4-1-WAS 45 (8:14) A.Smith left guard to WAS 47 for 2 yards (T.Davis). QB sneak
- 1-10-WAS 47 (7:28) (Shotgun) A.Smith scrambles left end to WAS 48 for 1 yard (C.Munnerlyn).
- 2-9-WAS 48 (6:43) (Shotgun) K.Bibbs left end to CAR 44 for 8 yards (L.Kuechly).
- 3-1-CAR 44 (6:04) A.Smith pass deep left to V.Davis to CAR 23 for 21 yards (D.Jackson).
- 1-10-CAR 23 (6:04) PENALTY on CAR-K.Love, Neutral Zone Infraction, 5 yards, enforced at CAR 23 - No Play.
- 1-5-CAR 18 (5:01) A.Peterson up the middle to CAR 16 for 2 yards (E.Obada).
- 2-3-CAR 16 (4:24) A.Peterson up the middle to CAR 7 for 9 yards (E.Reid).
- 1-7-CAR 7 (3:47) (Shotgun) A.Peterson right end to CAR 2 for 5 yards (T.Davis, W.Horton).
- Timeout #1 by WAS at 03:12.
- 2-2-CAR 2 (3:12) A.Smith pass incomplete short right.
- 3-2-CAR 2 (3:07) (Shotgun) A.Smith pass short middle to P.Richardson for 2 yards, TOUCHDOWN.
- D.Hopkins extra point is GOOD, Center-N.Sundberg, Holder-T.Way.

R2

P3

R4

P5

CAR 0 WAS 14, 12 plays, 64 yards, 1 penalty, 6:14 drive, 11:58 elapsed

D.Hopkins kicks 57 yards from WAS 35 to CAR 8. C.Samuel pushed ob at CAR 28 for 20 yards (D.Hopkins).

PENALTY on CAR-B.Jacobs, Offensive Holding, 10 yards, enforced at CAR 28.

Carolina Panthers at 3:02, (1st play from scrimmage 2:56)

- 1-10-CAR 18 (2:56) (Shotgun) C.Newton pass short right to G.Olsen pushed ob at CAR 33 for 15 yards (F.Moreau).
- 1-10-CAR 33 (2:27) C.Newton pass short left to D.Funchess to CAR 43 for 10 yards (Q.Dunbar).
- 1-10-CAR 43 (1:58) (No Huddle) C.Newton pass short left to C.Manhertz to CAR 45 for 2 yards (D.Payne).
- 2-8-CAR 45 (1:19) (Shotgun) C.Newton pass short right to G.Olsen pushed ob at WAS 47 for 8 yards (M.Foster).
- 1-10-WAS 47 (:45) C.Newton sacked at CAR 47 for -6 yards (D.Swearinger). FUMBLES (D.Swearinger), recovered by CAR-G.Van Roten at CAR 45. G.Van Roten to CAR 47 for 2 yards (M.Foster).

P2

P3

P4

Carolina Panthers vs Washington Redskins at FedExField

END OF QUARTER

	Score	Time Poss	First Downs				Efficiencies	
			R	P	X	T	3 Down	4 Down
Carolina Panthers	0	7:31	1	3	0	4	0/2	0/0
Washington Redskins	14	7:29	2	3	0	5	2/4	1/1

Second Quarter

10/14/2018

Play By Play

Carolina Panthers continued.

- 2-16-CAR 47 (15:00) (Shotgun) C.Newton up the middle to CAR 47 for no gain (P.Smith).
 3-16-CAR 47 (14:20) (Shotgun) C.Newton pass deep right intended for D.Funchess INTERCEPTED by J.Norman at WAS 21. J.Norman to WAS 28 for 7 yards (D.Funchess).

Washington Redskins at 14:06

- 1-10-WAS 28 (14:06) (Shotgun) A.Peterson left end to WAS 31 for 3 yards (L.Kuechly).
 2-7-WAS 31 (13:27) (Shotgun) A.Smith pass short middle to J.Doctson to WAS 44 for 13 yards (R.Gaulden).
 PENALTY on WAS-T.Williams, Offensive Holding, 10 yards, enforced at WAS 31 - No Play.
 2-17-WAS 21 (12:55) (Shotgun) A.Smith pass short right to J.Doctson to WAS 27 for 6 yards (D.Jackson).
 3-11-WAS 27 (12:15) (Shotgun) A.Smith pass incomplete short left to J.Reed.
 4-11-WAS 27 (12:10) T.Way punts 39 yards to CAR 34, Center-N.Sundberg, fair catch by D.Moore.
 PENALTY on CAR-J.Hawkins, Illegal Block Above the Waist, 10 yards, enforced at CAR 34.

Carolina Panthers at 12:04

- 1-10-CAR 24 (12:04) (Shotgun) C.Newton pass short left to D.Funchess pushed ob at CAR 46 for 22 yards (Q.Dunbar). P5
1-10-CAR 46 (11:32) (Shotgun) C.Newton pass short middle to D.Moore to WAS 37 for 17 yards (J.Norman). FUMBLES (J.Norman), RECOVERED by WAS -M.Foster at WAS 33. M.Foster to WAS 33 for no gain (C.McCaffrey).

Washington Redskins at 11:24

- 1-10-WAS 33 (11:24) A.Peterson right guard to WAS 39 for 6 yards (W.Horton).
 2-4-WAS 39 (10:45) (Shotgun) A.Smith pass incomplete short right to P.Richardson (D.Jackson).
 3-4-WAS 39 (10:41) (Shotgun) A.Smith pass short middle to J.Reed to WAS 44 for 5 yards (S.Thompson; M.Adams). P6
1-10-WAS 44 (9:57) A.Smith pass short right to S.Perine to WAS 41 for -3 yards (L.Kuechly).
 2-13-WAS 41 (9:13) (Shotgun) K.Bibbs right end to WAS 44 for 3 yards (W.Horton, V.Butler).
 3-10-WAS 44 (8:26) (Shotgun) A.Smith pass short right to P.Richardson pushed ob at CAR 35 for 21 yards (R.Gaulden). P7
1-10-CAR 35 (7:40) A.Peterson left tackle to CAR 33 for 2 yards (K.Short).
 2-8-CAR 33 (7:00) A.Smith sacked at CAR 37 for -4 yards (S.Thompson).
 3-12-CAR 37 (6:16) (Shotgun) A.Smith pass short left to K.Bibbs to CAR 31 for 6 yards (M.Addison, K.Short).
 4-6-CAR 31 (5:35) D.Hopkins 49 yard field goal is GOOD, Center-N.Sundberg, Holder-T.Way.

CAR 0 WAS 17, 10 plays, 36 yards, 5:54 drive, 9:30 elapsed

D.Hopkins kicks 65 yards from WAS 35 to end zone, Touchback.

Carolina Panthers at 5:30

- 1-10-CAR 25 (5:30) (Shotgun) C.Newton pass short right to C.McCaffrey pushed ob at CAR 33 for 8 yards (M.Foster).
 2-2-CAR 33 (5:12) (No Huddle, Shotgun) C.Newton pass incomplete short left.
 3-2-CAR 33 (5:05) (Shotgun) C.Newton pass short left to C.McCaffrey pushed ob at CAR 46 for 13 yards (Q.Dunbar). P6
1-10-CAR 46 (4:30) (Shotgun) C.Newton left tackle to WAS 41 for 13 yards (M.Nicholson). R7
1-10-WAS 41 (3:50) (Shotgun) C.Newton pass short middle to D.Moore to WAS 23 for 18 yards (Z.Brown; M.Nicholson). P8
1-10-WAS 23 (3:14) (Shotgun) C.Newton pass incomplete short right to G.Olsen.
 2-10-WAS 23 (3:11) (Shotgun) C.Newton pass deep left to D.Funchess for 23 yards, TOUCHDOWN. P9
 G.Gano extra point is No Good, Wide Left, Center-J.Jansen, Holder-M.Palardy.

CAR 6 WAS 17, 7 plays, 75 yards, 2:25 drive, 11:55 elapsed

G.Gano kicks 65 yards from CAR 35 to end zone, Touchback.

Washington Redskins at 3:05

- 1-10-WAS 25 (3:05) (Shotgun) A.Peterson right end pushed ob at WAS 44 for 19 yards (E.Reid). R8
1-10-WAS 44 (2:20) (Shotgun) A.Smith pass short middle to J.Reed to CAR 47 for 9 yards (T.Davis).

Two-Minute Warning

- 2-1-CAR 47 (2:00) (Shotgun) M.Harris right end pushed ob at CAR 41 for 6 yards (C.Munnerlyn). R9
1-10-CAR 41 (1:54) (Shotgun) A.Smith pass incomplete short left to P.Richardson (D.Jackson).
 2-10-CAR 41 (1:49) (Shotgun) A.Smith pass incomplete deep left to J.Doctson.
 3-10-CAR 41 (1:44) (Shotgun) A.Smith sacked at CAR 44 for -3 yards (M.Addison).
 Timeout #1 by CAR at 01:33.
 4-13-CAR 44 (1:33) T.Way punts 41 yards to CAR 3, Center-N.Sundberg, downed by WAS-B.Quick.

Carolina Panthers at 1:24

- 1-10-CAR 3 (1:24) C.McCaffrey up the middle to CAR 4 for 1 yard (M.Ioannidis).

Carolina Panthers vs Washington Redskins at FedExField

Timeout #2 by WAS at 01:19.

2-9-CAR 4 (1:19) (Shotgun) C.McCaffrey left tackle to CAR 5 for 1 yard (Z.Brown, D.Payne).

Timeout #3 by WAS at 01:14.

3-8-CAR 5 (1:14) (Shotgun) C.Newton pass incomplete short right [D.Swearinger].

4-8-CAR 5 (1:14) (Punt formation) PENALTY on CAR, Delay of Game, 2 yards, enforced at CAR 5 - No Play.

4-10-CAR 3 (1:06) M.Palardy punts 40 yards to CAR 43, Center-J.Jansen. G.Stroman to CAR 33 for 10 yards (C.Samuel).

Washington Redskins at 0:56

1-10-CAR 33 (:56) (Shotgun) A.Smith pass incomplete short left.

PENALTY on WAS-A.Smith, Intentional Grounding, 10 yards, enforced at CAR 33. Under 2 minutes left in the half. There is a 10 sec runoff

2-20-CAR 43 (:37) (Shotgun) A.Smith scrambles left end ran ob at CAR 39 for 4 yards.

3-16-CAR 39 (:31) (Shotgun) A.Smith pass incomplete short left to J.Reed [K.Love].

4-16-CAR 39 (:26) T.Way punts 33 yards to CAR 6, Center-N.Sundberg, downed by WAS-S.Perine.

PENALTY on CAR-D.Jackson, Offensive Holding, 3 yards, enforced at CAR 6.

Carolina Panthers at 0:17

1-10-CAR 3 (:17) C.Newton kneels to CAR 2 for -1 yards.

END OF QUARTER

	Score	Time Poss	First Downs				Efficiencies	
			R	P	X	T	3 Down	4 Down
Carolina Panthers	6	4:44	1	4	0	5	1/3	0/0
Washington Redskins	17	10:16	2	2	0	4	2/6	0/0

Third Quarter

10/14/2018

Play By Play

WAS elects to Receive, and CAR elects to defend the West goal.

G.Gano kicks 40 yards from CAR 35 to WAS 25. J.Sprinkle to WAS 31 for 6 yards (D.Jackson).

Washington Redskins at 15:00, (1st play from scrimmage 14:54)

- 1-10-WAS 31 (14:54) A.Smith pass incomplete right.
- 2-10-WAS 31 (14:45) (Shotgun) A.Peterson right end to WAS 39 for 8 yards (M.Adams).
- 3-2-WAS 39 (14:19) (Shotgun) A.Smith pass short middle to B.Quick to WAS 45 for 6 yards (C.Munnerlyn). P10
- 1-10-WAS 45 (13:37) A.Peterson left end pushed ob at WAS 48 for 3 yards (J.Bradberry).
- 2-7-WAS 48 (12:59) (Shotgun) A.Smith pass short middle to P.Richardson to CAR 44 for 8 yards (L.Kuechly). P11
- 1-10-CAR 44 (12:14) (Shotgun) A.Smith pass short middle to M.Harris to CAR 46 for -2 yards (M.Adams). Shovel pass
- 2-12-CAR 46 (11:28) (Shotgun) A.Smith pass short left to J.Doctson to CAR 38 for 8 yards (J.Bradberry).
- 3-4-CAR 38 (10:50) (Shotgun) A.Smith pass incomplete short middle to M.Floyd (J.Bradberry).
- Timeout #1 by WAS at 10:46.
- 4-4-CAR 38 (10:46) (Shotgun) A.Smith pass incomplete short left to J.Reed (T.Davis). WAS-B.Scherff was injured during the play. His return is Probable.

Carolina Panthers at 10:40

- 1-10-CAR 39 (10:40) (Shotgun) C.Newton pass incomplete deep right to G.Olsen.
- 2-10-CAR 39 (10:35) (Shotgun) C.Newton pass short right to G.Olsen to CAR 46 for 7 yards (D.Payne).
- 3-3-CAR 46 (9:47) (Shotgun) C.Newton pass short left to D.Funchess to 50 for 4 yards (F.Moreau). P10
- 1-10-50 (9:06) (Shotgun) C.McCaffrey left end pushed ob at WAS 49 for 1 yard (Q.Dunbar).
- 2-9-WAS 49 (8:30) (Shotgun) C.Newton scrambles right end to WAS 34 for 15 yards. R11
- 1-10-WAS 34 (7:45) (Shotgun) C.Newton pass short right to D.Moore to WAS 25 for 9 yards (J.Norman; D.Swearinger).
- 2-1-WAS 25 (7:12) (Shotgun) C.Newton up the middle to WAS 21 for 4 yards (M.Ioannidis). R12
- 1-10-WAS 21 (6:38) (Shotgun) C.McCaffrey left end to WAS 22 for -1 yards (R.Kerrigan).
- 2-11-WAS 22 (5:58) (Shotgun) C.Newton pass incomplete short left to D.Funchess.
- 3-11-WAS 22 (5:58) (Shotgun) PENALTY on WAS-P.Smith, Neutral Zone Infraction, 5 yards, enforced at WAS 22 - No Play.
- 3-6-WAS 17 (5:54) (Shotgun) C.Newton pass short middle to C.McCaffrey to WAS 14 for 3 yards (J.Harvey-Clemons).
- 4-3-WAS 14 (5:12) G.Gano 32 yard field goal is GOOD, Center-J.Jansen, Holder-M.Palardy.

CAR 9 WAS 17, 11 plays, 47 yards, 1 penalty, 5:32 drive, 9:52 elapsed

G.Gano kicks 63 yards from CAR 35 to WAS 2. K.Bibbs to WAS 20 for 18 yards (S.Thompson).

Washington Redskins at 5:08, (1st play from scrimmage 5:03)

- 1-10-WAS 20 (5:03) (Shotgun) A.Peterson right end to WAS 24 for 4 yards (T.Davis; L.Kuechly).
- 2-6-WAS 24 (4:23) (Shotgun) A.Smith pass short right to V.Davis to WAS 29 for 5 yards (S.Thompson).
- 3-1-WAS 29 (3:38) T.Nsekhe reported in as eligible. A.Smith up the middle to WAS 31 for 2 yards (L.Kuechly; D.Poe). QB Sneak R12
- 1-10-WAS 31 (2:58) A.Peterson right tackle to WAS 30 for -1 yards (L.Kuechly, E.Reid).
- 2-11-WAS 30 (2:34) (No Huddle, Shotgun) A.Smith pass short middle to M.Harris to WAS 43 for 13 yards (E.Reid). P13
- 1-10-WAS 43 (1:57) A.Peterson up the middle to WAS 46 for 3 yards (W.Horton).
- 2-7-WAS 46 (1:23) A.Smith pass incomplete deep left to J.Doctson.
- 3-7-WAS 46 (1:17) (Shotgun) PENALTY on CAR-K.Short, Neutral Zone Infraction, 5 yards, enforced at WAS 46 - No Play.
- 3-2-CAR 49 (1:17) (Shotgun) A.Smith pass short right to B.Quick to CAR 43 for 6 yards (J.Bradberry). P14
- 1-10-CAR 43 (:41) S.Perine up the middle to CAR 40 for 3 yards (L.Kuechly).

END OF QUARTER

	Score	Time Poss	First Downs				Efficiencies	
			R	P	X	T	3 Down	4 Down
Carolina Panthers	9	5:32	2	1	0	3	1/2	0/0
Washington Redskins	17	9:28	1	4	0	5	3/4	0/1

Fourth Quarter

10/14/2018

Play By Play

Washington Redskins continued.

- 2-7-CAR 40 (15:00) A.Peterson right tackle to CAR 25 for 15 yards (E.Reid).
PENALTY on WAS-M.Moses, Offensive Holding, 10 yards, enforced at CAR 40 - No Play.
- 2-17-50 (14:30) (Shotgun) A.Smith pass short middle to J.Reed to CAR 45 for 5 yards (L.Kuechly).
- 3-12-CAR 45 (13:49) (Shotgun) A.Smith pass incomplete short right to K.Bibbs.
PENALTY on CAR-D.Poe, Defensive Offside, 5 yards, enforced at CAR 45 - No Play.
- 3-7-CAR 40 (13:43) (Shotgun) A.Smith sacked at CAR 46 for -6 yards (J.Peppers). FUMBLES (J.Peppers) [J.Peppers], recovered by WAS-T.Williams at CAR 46. T.Williams to CAR 38 for 8 yards (M.Addison).
- 4-5-CAR 38 (12:46) D.Hopkins 56 yard field goal is GOOD, Center-N.Sundberg, Holder-T.Way.

CAR 9 WAS 20, 12 plays, 42 yards, 2 penalties, 7:28 drive, 2:20 elapsed

D.Hopkins kicks 65 yards from WAS 35 to end zone, Touchback.

Carolina Panthers at 12:40

- 1-10-CAR 25 (12:40) D.Moore right end pushed ob at CAR 43 for 18 yards (D.Swearinger). R13
- 1-10-CAR 43 (12:14) (No Huddle, Shotgun) C.Newton pass incomplete deep right.
- 2-10-CAR 43 (12:06) (Shotgun) C.Newton pass short left to T.Smith to WAS 45 for 12 yards (Q.Dunbar). P14
- 1-10-WAS 45 (11:33) (Shotgun) C.Newton pass short middle to D.Funchess to WAS 30 for 15 yards (J.Norman). P15
- 1-10-WAS 30 (10:59) (Shotgun) C.Newton pass short left to C.McCaffrey to WAS 28 for 2 yards (Q.Dunbar).
- 2-8-WAS 28 (10:24) (Shotgun) C.Newton pass short right to T.Smith pushed ob at WAS 17 for 11 yards (J.Norman). P16
- 1-10-WAS 17 (9:51) (Shotgun) C.Newton pass short middle to T.Smith to WAS 9 for 8 yards (M.Nicholson, D.Swearinger).
- 2-2-WAS 9 (9:22) (No Huddle, Shotgun) C.Newton scrambles up the middle to WAS 3 for 6 yards (M.Foster; R.Anderson). R17
- 1-3-WAS 3 (8:36) (Shotgun) C.Newton pass short left to T.Smith for 3 yards, TOUCHDOWN. P18
(Pass formation) TWO-POINT CONVERSION ATTEMPT. C.Newton pass to T.Smith is complete. ATTEMPT SUCCEEDS.

CAR 17 WAS 20, 9 plays, 75 yards, 4:08 drive, 6:28 elapsed

G.Gano kicks 65 yards from CAR 35 to end zone, Touchback.

Washington Redskins at 8:32, (1st play from scrimmage 8:31)

- 1-10-WAS 25 (8:31) (Shotgun) A.Smith pass short right to J.Reed to WAS 35 for 10 yards (L.Kuechly). P15
- 1-10-WAS 35 (7:52) (Shotgun) P.Richardson left end pushed ob at WAS 37 for 2 yards (J.Bradberry).
- 2-8-WAS 37 (7:16) (Shotgun) A.Smith scrambles up the middle to WAS 42 for 5 yards (T.Davis).
PENALTY on CAR-V.Butler, Face Mask (15 Yards), 15 yards, enforced at WAS 42. X16
- 1-10-CAR 43 (6:48) (Shotgun) A.Peterson right end to CAR 31 for 12 yards (M.Adams). CAR-K.Love was injured during the play. R17
- 1-10-CAR 31 (6:18) (Shotgun) A.Smith pass short left to J.Doctson to CAR 25 for 6 yards (J.Bradberry) [E.Obada].
- 2-4-CAR 25 (5:36) A.Peterson left tackle to CAR 15 for 10 yards (E.Reid). R18
- 1-10-CAR 15 (4:52) (Shotgun) A.Peterson right guard to CAR 13 for 2 yards (M.Addison).
- 2-8-CAR 13 (4:08) (Shotgun) A.Smith pass short middle to M.Harris to CAR 11 for 2 yards (C.Munnerlyn).
- 3-6-CAR 11 (3:22) (Shotgun) A.Smith pass incomplete short middle to M.Harris (M.Adams).
- 4-6-CAR 11 (3:18) D.Hopkins 29 yard field goal is GOOD, Center-N.Sundberg, Holder-T.Way.

CAR 17 WAS 23, 10 plays, 64 yards, 1 penalty, 5:17 drive, 11:45 elapsed

D.Hopkins kicks 66 yards from WAS 35 to CAR -1. C.Samuel to CAR 16 for 17 yards (D.Johnson; K.Ladler).

Carolina Panthers at 3:15, (1st play from scrimmage 3:11)

- 1-10-CAR 16 (3:11) (Shotgun) C.Newton pass short left to C.McCaffrey to CAR 31 for 15 yards (M.Nicholson; Q.Dunbar). P19
- 1-10-CAR 31 (2:32) (Shotgun) C.Newton pass short right to J.Wright pushed ob at CAR 34 for 3 yards (Z.Brown).
- 2-7-CAR 34 (2:26) (Shotgun) C.Newton pass deep middle to G.Olsen to WAS 48 for 18 yards (D.Swearinger). P20

Two-Minute Warning

- 1-10-WAS 48 (2:00) (Shotgun) C.Newton pass short right to G.Olsen ran ob at WAS 39 for 9 yards.
The Replay Official reviewed the pass completion ruling, and the play was REVERSED.
(Shotgun) C.Newton pass incomplete short right to G.Olsen.
- 2-10-WAS 48 (1:56) (Shotgun) C.Newton pass short middle to D.Moore to WAS 33 for 15 yards (J.Harvey-Clemons). P21
- 1-10-WAS 33 (1:33) (No Huddle, Shotgun) C.Newton pass short right to C.McCaffrey ran ob at WAS 33 for no gain.
- 2-10-WAS 33 (1:28) (Shotgun) C.Newton pass short right to T.Smith ran ob at WAS 24 for 9 yards.
- 3-1-WAS 24 (1:23) (Shotgun) C.Newton up the middle to WAS 21 for 3 yards (J.Harvey-Clemons). R22
- 1-10-WAS 21 (:54) (Shotgun) C.Newton pass short middle to C.McCaffrey to WAS 16 for 5 yards (J.Harvey-Clemons; M.Foster).
Timeout #1 by CAR at 00:47.

Carolina Panthers vs Washington Redskins at FedExField

2-5-WAS 16 (:47) (Shotgun) C.Newton pass incomplete deep left to C.McCaffrey.

3-5-WAS 16 (:42) (Shotgun) C.Newton pass incomplete deep left to D.Funchess.

4-5-WAS 16 (:38) (Shotgun) C.Newton pass incomplete short right to J.Wright.

PENALTY on WAS-D.Swearingin, Unsportsmanlike Conduct, 8 yards, enforced between downs.

Washington Redskins at 0:34

1-10-WAS 8 (:34) A.Smith kneels to WAS 7 for -1 yards.

END OF QUARTER

	Score	Time Poss	First Downs				Efficiencies	
			R	P	X	T	3 Down	4 Down
Carolina Panthers	17	6:49	3	7	0	10	1/2	0/1
Washington Redskins	23	8:11	2	1	1	4	0/2	0/0

Miscellaneous Statistics Report

Carolina Panthers vs Washington Redskins
10/14/2018 at FedExField

Ten Longest Plays for Carolina Panthers

Yards	Qtr	Play Start	Play Description
23	2	2-10-WAS 23	(3:11) (Shotgun) C.Newton pass deep left to D.Funchess for 23 yards, TOUCHDOWN.
22	2	1-10-CAR 24	(12:04) (Shotgun) C.Newton pass short left to D.Funchess pushed ob at CAR 46 for 22 yards (Q.Dunbar).
18	2	1-10-WAS 41	(3:50) (Shotgun) C.Newton pass short middle to D.Moore to WAS 23 for 18 yards (Z.Brown; M.Nicholson).
18	4	1-10-CAR 25	(12:40) D.Moore right end pushed ob at CAR 43 for 18 yards (D.Swearinger).
18	4	2-7-CAR 34	(2:26) (Shotgun) C.Newton pass deep middle to G.Olsen to WAS 48 for 18 yards (D.Swearinger).
15	1	1-10-CAR 18	(2:56) (Shotgun) C.Newton pass short right to G.Olsen pushed ob at CAR 33 for 15 yards (F.Moreau).
15	3	2-9-WAS 49	(8:30) (Shotgun) C.Newton scrambles right end to WAS 34 for 15 yards.
15	4	1-10-WAS 45	(11:33) (Shotgun) C.Newton pass short middle to D.Funchess to WAS 30 for 15 yards (J.Norman).
15	4	1-10-CAR 16	(3:11) (Shotgun) C.Newton pass short left to C.McCaffrey to CAR 31 for 15 yards (M.Nicholson; Q.Dunbar).
15	4	2-10-WAS 48	(1:56) (Shotgun) C.Newton pass short middle to D.Moore to WAS 33 for 15 yards (J.Harvey-Clemons).

Ten Longest Plays for Washington Redskins

Yards	Qtr	Play Start	Play Description
22	1	1-10-CAR 22	(10:26) (Shotgun) A.Smith pass deep middle to V.Davis for 22 yards, TOUCHDOWN.
21	1	3-1-CAR 44	(6:04) A.Smith pass deep left to V.Davis to CAR 23 for 21 yards (D.Jackson).
21	2	3-10-WAS 44	(8:26) (Shotgun) A.Smith pass short right to P.Richardson pushed ob at CAR 35 for 21 yards (R.Gaulden).
20	4	2-8-WAS 37	(7:16) (Shotgun) A.Smith scrambles up the middle to WAS 42 for 5 yards (T.Davis).
19	2	1-10-WAS 25	(3:05) (Shotgun) A.Peterson right end pushed ob at WAS 44 for 19 yards (E.Reid).
13	3	2-11-WAS 30	(2:34) (No Huddle, Shotgun) A.Smith pass short middle to M.Harris to WAS 43 for 13 yards (E.Reid).
12	4	1-10-CAR 43	(6:48) (Shotgun) A.Peterson right end to CAR 31 for 12 yards (M.Adams). CAR-K.Love was injured during the play.
10	4	1-10-WAS 25	(8:31) (Shotgun) A.Smith pass short right to J.Reed to WAS 35 for 10 yards (L.Kuechly).
10	4	2-4-CAR 25	(5:36) A.Peterson left tackle to CAR 15 for 10 yards (E.Reid).
9	1	2-3-CAR 16	(4:24) A.Peterson up the middle to CAR 7 for 9 yards (E.Reid).

Touchdown Scoring Information

		Offense	Defense	Special Teams
VISITOR	Carolina Panthers	2	0	0
HOME	Washington Redskins	2	0	0

Player Scoring Information

Club	Player	TD	Rush TD	Rec TD	KO TD	Punt TD	Int TD	Fum TD	Misc TD	FG	XP	2Pt Rush	2Pt Rec	Sfty	Points
CAR	T.Smith	0	0	1	0	0	0	0	0	0	0	0	1	0	8
CAR	D.Funchess	0	0	1	0	0	0	0	0	0	0	0	0	0	6
CAR	G.Gano	0	0	0	0	0	0	0	0	1	0	0	0	0	3
WAS	D.Hopkins	0	0	0	0	0	0	0	0	3	2	0	0	0	11
WAS	V.Davis	0	0	1	0	0	0	0	0	0	0	0	0	0	6
WAS	P.Richardson	0	0	1	0	0	0	0	0	0	0	0	0	0	6

Possession Detail

	First Half		Second Half		Game	
	Visitor	Home	Visitor	Home	Visitor	Home
Largest Lead	0	17	0	11	0	17
Drives Leading	0	6	0	4	0	10
Time of Possession Leading	0:00	16:36	0:00	17:39	0:00	34:15
Largest Deficit	-17	0	-11	0	-17	0
Drives Trailing	6	0	3	0	9	0
Time of Possession Trailing	8:50	0:00	12:21	0:00	21:11	0:00
Times Score Tied Up		0		0		0
Lead Changes		1		0		1

Playtime Percentage

Percent of playtime per player on offense, defense and special teams

Carolina Panthers

Washington Redskins

		Offense	Defense	Special Teams				Offense	Defense	Special Teams	
C Clark	T	60	100%	2	8%	T Bergstrom	G	70	100%	5	21%
G Van Roten	G	60	100%	2	8%	M Moses	T	70	100%	5	21%
T Turner	G	60	100%	2	8%	C Roullier	C	70	100%	5	21%
T Moton	T	60	100%	2	8%	B Scherff	G	70	100%	3	12%
C McCaffrey	RB	60	100%			A Smith	QB	70	100%		
R Kalil	C	60	100%			T Williams	T	70	100%		
C Newton	QB	60	100%			J Doctson	WR	59	84%		
G Olsen	TE	59	98%			P Richardson	WR	52	74%		
D Funchess	WR	58	97%			J Reed	TE	47	67%		
T Smith	WR	42	70%			M Harris	WR	44	63%	4	17%
J Wright	WR	37	62%			A Peterson	RB	37	53%		
D Moore	WR	27	45%	12	50%	V Davis	TE	36	51%		
C Manhertz	TE	10	17%	8	33%	K Bibbs	RB	26	37%	10	42%
C Samuel	WR	3	5%	16	67%	J Sprinkle	TE	21	30%	15	62%
A Armah	RB	2	3%	12	50%	B Quick	WR	11	16%	6	25%
I Thomas	TE	1	2%	9	38%	S Perine	RB	8	11%	8	33%
C Anderson	RB	1	2%			M Floyd	WR	7	10%	3	12%
J Bradberry	CB		70 100%	9	38%	R Anderson	LB	1	1%	13	22%
L Kuechly	LB		70 100%	6	25%	T Nsekhe	T	1	1%	5	21%
M Adams	FS		70 100%	6	25%	M Nicholson	SS		60 100%	8	33%
D Jackson	CB		62 89%	10	42%	M Foster	LB		60 100%		
T Davis	LB		62 89%	5	21%	J Norman	CB		60 100%		
E Reid	SS		57 81%	2	8%	D Swearinger	FS		60 100%		
M Addison	DE		50 71%	2	8%	Q Dunbar	CB		60 100%		
K Short	DT		45 64%	6	25%	F Moreau	CB		52 87%	3	12%
C Munnerlyn	CB		45 64%			J Allen	DE		49 82%	2	8%
J Peppers	DE		39 56%	5	21%	R Kerrigan	LB		48 80%	2	8%
S Thompson	LB		37 53%	21	88%	D Payne	NT		47 78%	2	8%
K Love	NT		34 49%			P Smith	LB		47 78%		
D Poe	NT		33 47%			Z Brown	LB		46 77%		
W Horton	DE		28 40%	5	21%	M Ioannidis	DE		32 53%	6	25%
V Butler	DT		26 37%	6	25%	J Harvey-Clemons	LB		14 23%	17	71%
E Obada	DE		23 33%	3	12%	P McPhee	LB		12 20%		
R Gaulden	FS		13 19%	8	33%	Z Vigil	LB			19	79%
J Hawkins	CB		6 9%	15	62%	D Everett	SS			19	79%
C Jones	SS			22	92%	D Johnson	CB			19	79%
B Jacobs	LB			16	67%	S Hamilton	LB			17	71%
D Mayo	LB			16	67%	K Ladler	SS			15	62%
J Carter	LB			16	67%	D Hopkins	K			11	46%
G Gano	K			6	25%	G Stroman	CB			11	46%
J Jansen	LS			5	21%	T Way	P			9	38%
M Palardy	P			5	21%	N Sundberg	LS			9	38%
T Larsen	G			2	8%	T Settle	NT			7	29%
A Silatolu	G			2	8%	C Dunn	C			2	8%

National Football League Game Summary

NFL Copyright © 2018 by The National Football League. All rights reserved. This summary and play-by-play is for the express purpose of assisting media in their coverage of the game; any other use of this material is prohibited without the written permission of the National Football League. Updated: 10/22/2018

Date: Sunday, 10/21/2018

Dallas Cowboys at Washington Redskins

Start Time: 4:25 PM EDT

at FedExField, Landover, MD

Game Day Weather

Game Weather: Sunny
Played Outdoor on Turf: Grass

Temp: 52° F (11.1° C) Humidity: 43%, Wind: WNW 12 mph
Outdoor Weather: Sunny,

Officials

Referee: Hussey, John (35) Umpire: Michalek, Tony (115) Down Judge: Codey, Kevin (16)
Line Judge: Bowers, Derick (74) Field Judge: Zimmer, Steve (33) Side Judge: Baynes, Allen (56)
Back Judge: Steed, Gregory (12) Replay Official: Valenti, Terri (0)

Lineups

Dallas Cowboys			Washington Redskins		
Offense		Defense	Offense		Defense
WR 17	A.Hurns	DE 90	D.Lawrence	WR 18	J.Doctson
LT 77	T.Smith	DT 98	T.Crawford	LT 71	T.Williams
LG 52	C.Williams	DT 99	A.Woods	LG 77	S.Lauvao
C 73	J.Looney	DE 97	T.Charlton	C 73	C.Roullier
RG 70	Z.Martin	SLB 57	D.Wilson	RG 75	B.Scherff
RT 71	L.Collins	MLB 54	J.Smith	RT 76	M.Moses
TE 87	G.Swaim	WLB 50	S.Lee	TE 85	V.Davis
WR 11	C.Beasley	CB 30	A.Brown	WR 86	J.Reed
WR 13	M.Gallup	CB 31	B.Jones	WR 83	B.Quick
QB 4	D.Prescott	SS 38	J.Heath	QB 11	A.Smith
RB 21	E.Elliott	FS 25	X.Woods	RB 26	A.Peterson

Substitutions

K 2 B.Maher, P 6 C.Jones, WR 15 D.Thompson, WR 19 B.Butler, DB 20 Da.Thompson, CB 24 C.Awuzie, CB 27 J.Lewis, CB 29 C.Goodwin, S 35 K.Frazier, RB 45 R.Smith, FB 49 J.Olawale, LB 53 J.March-Lillard, LB 55 L.Vander Esch, C 61 A.Redmond, TE 80 R.Gathers, TE 86 D.Schultz, TE 89 B.Jarwin, LS 91 L.Ladouceur, DE 92 D.Armstrong, DE 94 R.Gregory, DT 95 D.Irving, DT 96 M.Collins

Substitutions

K 3 D.Hopkins, P 5 T.Way, WR 13 M.Harris, WR 16 J.Chesson, WR 17 M.Floyd, S 22 D.Everett, RB 32 S.Perine, CB 39 A.Alexander, LB 40 J.Harvey-Clemons, CB 41 D.Johnson, RB 46 K.Bibbs, S 48 K.Ladler, LB 51 S.Hamilton, LB 52 R.Anderson, LB 56 Z.Vigil, LS 57 N.Sundberg, OL 66 T.Bergstrom, T 79 T.Nsekhe, TE 87 J.Sprinkle, LB 96 P.McPhee, DL 97 T.Settle, DL 98 M.Ioannidis, DT 99 C.Brantley

Did Not Play

QB 7 C.Rush, T 75 C.Fleming

Did Not Play

QB 12 C.McCoy

Not Active

QB 3 Mi.White, WR 10 T.Austin, LB 48 J.Thomas, DT 51 C.Reid, LB 59 C.Covington, G 76 X.Su'a-Filo, DT 93 D.Ross

Not Active

WR 10 P.Richardson, CB 23 Q.Dunbar, RB 25 C.Thompson, S 30 T.Apke, C 55 C.Dunn, T 74 G.Christian, WR 80 J.Crowder

Field Goals (made () & missed)

	B.Maher	(47) 52LU	D.Hopkins	(21) (25)				
			1	2	3	4	OT	Total
VISITOR:	Dallas Cowboys		0	7	0	10	0	17
HOME:	Washington Redskins		7	0	3	10	0	20

Scoring Plays

Team	Qtr	Time	Play Description (Extra Point) (Drive Info)	Visitor	Home
Redskins	1	10:19	K.Bibbs 23 yd. pass from A.Smith (D.Hopkins kick) (6-52, 3:13)	0	7
Cowboys	2	1:00	M.Gallup 49 yd. pass from D.Prescott (B.Maher kick) (6-83, 2:46)	7	7
Redskins	3	9:10	D.Hopkins 21 yd. Field Goal (10-72, 5:50)	7	10
Redskins	4	12:35	D.Hopkins 25 yd. Field Goal (8-44, 4:48)	7	13
Cowboys	4	9:46	B.Maher 47 yd. Field Goal (6-46, 2:49)	10	13
Redskins	4	4:55	P.Smith 1 yd. fumble return (D.Hopkins kick)	10	20
Cowboys	4	1:37	D.Prescott 1 yd. run (B.Maher kick) (12-74, 3:18)	17	20

Paid Attendance: 66,301

Time: 3:05

Dallas Cowboys vs Washington Redskins
10/21/2018 at FedExField

Final Individual Statistics

Dallas Cowboys

Washington Redskins

RUSHING							RUSHING						
	ATT	YDS	AVG	LG	TD		ATT	YDS	AVG	LG	TD		
E.Elliott	15	33	2.2	6	0	A.Peterson	24	99	4.1	23	0		
D.Prescott	6	33	5.5	14	1	A.Smith	4	16	4.0	6	0		
J.Lewis	1	7	7.0	7	0	K.Bibbs	2	13	6.5	13	0		
						S.Perine	2	2	1.0	7	0		
Total	22	73	3.3	14	1	Total	32	130	4.1	23	0		

PASSING									PASSING								
	ATT	CMP	YDS	SK/YD	TD	LG	IN	RT		ATT	CMP	YDS	SK/YD	TD	LG	IN	RT
D.Prescott	35	22	273	4/23	1	49	0	96.5	A.Smith	25	14	178	1/3	1	27	0	91.8
Total	35	22	273	4/23	1	49	0	96.5	Total	25	14	178	1/3	1	27	0	91.8

PASS RECEIVING								PASS RECEIVING							
	TAR	REC	YDS	AVG	LG	TD		TAR	REC	YDS	AVG	LG	TD		
C.Beasley	8	7	56	8.0	18	0	K.Bibbs	5	4	43	10.8	23	1		
A.Hurns	6	5	74	14.8	33	0	J.Doctson	6	3	42	14.0	15	0		
M.Gallup	5	3	81	27.0	49	1	M.Harris	3	3	22	7.3	10	0		
G.Swaim	3	3	25	8.3	17	0	J.Reed	4	2	43	21.5	27	0		
E.Elliott	6	2	9	4.5	7	0	M.Floyd	3	1	20	20.0	20	0		
B.Jarwin	1	1	16	16.0	16	0	A.Peterson	2	1	8	8.0	8	0		
D.Schultz	3	1	12	12.0	12	0	J.Sprinkle	1	0	0	0.0	0	0		
B.Butler	1	0	0	0.0	0	0									
D.Thompson	1	0	0	0.0	0	0									
R.Gathers	1	0	0	0.0	0	0									
Total	35	22	273	12.4	49	1	Total	24	14	178	12.7	27	1		

INTERCEPTIONS							INTERCEPTIONS						
	NO	YDS	AVG	LG	TD		NO	YDS	AVG	LG	TD		
Total	0	0	0	0	0	Total	0	0	0	0	0		

PUNTING								PUNTING							
	NO	YDS	AVG	NET	TB	IN20	LG		NO	YDS	AVG	NET	TB	IN20	LG
C.Jones	5	208	41.6	37.0	1	0	53	T.Way	6	227	37.8	36.0	0	5	41
Total	5	208	41.6	37.0	1	0	53	Total	6	227	37.8	36.0	0	5	41

PUNT RETURNS								PUNT RETURNS							
	NO	YDS	AVG	FC	LG	TD		NO	YDS	AVG	FC	LG	TD		
C.Beasley	3	11	3.7	2	5	0	G.Stroman	1	3	3.0	2	3	0		
[DOWNED]	1	0	0.0	0	0	0	[DOWNED]	1	0	0.0	0	0	0		
							[TOUCHBACK]	1	0	0.0	0	0	0		
Total	3	11	3.7	2	5	0	Total	1	3	3.0	2	3	0		

KICKOFF RETURNS								KICKOFF RETURNS							
	NO	YDS	AVG	FC	LG	TD		NO	YDS	AVG	FC	LG	TD		
D.Thompson	1	26	26.0	0	26	0	[TOUCHBACK]	4	0	0.0	0	0	0		
[TOUCHBACK]	4	0	0.0	0	0	0	Total	0	0	0.0	0	0	0		
Total	1	26	26.0	0	26	0									

Dallas Cowboys

FUMBLES												
	FUM	LOST	OWN-REC	YDS	TD	FORCED	OPP-REC	YDS	TD	OUT-BDS		
D.Prescott	2	2	0	0	0	0	0	0	0	0		
A.Hurns	1	0	1	0	0	0	0	0	0	0		
Total	3	2	1	0	0	0	0	0	0	0		

Washington Redskins

FUMBLES												
	FUM	LOST	OWN-REC	YDS	TD	FORCED	OPP-REC	YDS	TD	OUT-BDS		
A.Smith	1	0	1	-3	0	0	0	0	0	0		
D.Swearinger	0	0	0	0	0	1	1	0	0	0		
R.Kerrigan	0	0	0	0	0	1	0	0	0	0		
J.Norman	0	0	0	0	0	1	0	0	0	0		
P.Smith	0	0	0	0	0	0	1	1	1	0		
Total	1	0	1	-3	0	3	2	1	1	0		

Dallas Cowboys vs Washington Redskins
10/21/2018 at FedExField

Final Team Statistics

	Visitor Cowboys	Home Redskins
TOTAL FIRST DOWNS	17	15
By Rushing	6	7
By Passing	10	8
By Penalty	1	0
THIRD DOWN EFFICIENCY	5-14-36%	3-12-25%
FOURTH DOWN EFFICIENCY	1-2-50%	0-1-0%
TOTAL NET YARDS	323	305
Total Offensive Plays (inc. times thrown passing)	61	58
Average gain per offensive play	5.3	5.3
NET YARDS RUSHING	73	130
Total Rushing Plays	22	32
Average gain per rushing play	3.3	4.1
Tackles for a loss-number and yards	3-3	7-19
NET YARDS PASSING	250	175
Times thrown - yards lost attempting to pass	4-23	1-3
Gross yards passing	273	178
PASS ATTEMPTS-COMPLETIONS-HAD INTERCEPTED	35-22-0	25-14-0
Avg gain per pass play (inc.# thrown passing)	6.4	6.7
KICKOFFS Number-In End Zone-Touchbacks	4-4-4	5-5-4
PUNTS Number and Average	5-41.6	6-37.8
Had Blocked	0	0
FGs - PATs Had Blocked	0-0	0-0
Net Punting Average	37.0	36.0
TOTAL RETURN YARDAGE (Not Including Kickoffs)	11	3
No. and Yards Punt Returns	3-11	1-3
No. and Yards Kickoff Returns	1-26	0-0
No. and Yards Interception Returns	0-0	0-0
PENALTIES Number and Yards	8-65	5-35
FUMBLES Number and Lost	3-2	1-0
TOUCHDOWNS	2	2
Rushing	1	0
Passing	1	1
Fumbles	0	1
EXTRA POINTS Made-Attempts	2-2	2-2
Kicking Made-Attempts	2-2	2-2
FIELD GOALS Made-Attempts	1-2	2-2
RED ZONE EFFICIENCY	1-1-100%	0-2-0%
GOAL TO GO EFFICIENCY	1-1-100%	0-2-0%
SAFETIES	0	0
FINAL SCORE	17	20
TIME OF POSSESSION	29:05	30:55

Ball Possession And Drive Chart

Dallas Cowboys

#	Time Recd	Time Lost	Time Poss	How Ball Obtained	Drive Began	# Play	Yds Gain	Yds Pen	Net Yds	1st Down	Last Scrm	How Given Up
1	15:00	13:32	1:28	Kickoff	DAL 25	3	4	-10	-6	0	DAL 19	Punt
2	10:19	7:21	2:58	Kickoff	DAL 25	5	14	5	19	1	DAL 44	Fumble
3	5:51	1:11	4:40	Punt	DAL 15	7	32	0	32	2	DAL 47	Punt
4	11:42	6:27	5:15	Punt	DAL 16	8	29	-15	14	2	DAL 30	Punt
5	3:46	1:00	2:46	Punt	DAL 17	6	83	0	83	3	WAS 49	Touchdown
6	9:10	7:34	1:36	Kickoff	DAL 25	3	6	0	6	0	DAL 31	Punt
7	4:06	2:23	1:43	Punt	DAL 11	3	-2	0	-2	0	DAL 9	Punt
8	12:35	9:46	2:49	Kickoff	DAL 25	6	46	0	46	1	WAS 29	Field Goal
9	6:18	4:55	1:23	Punt	DAL 14	3	-3	-10	-13	0	DAL 10	Fumble
10	4:55	1:37	3:18	Kickoff	DAL 26	12	79	-5	74	6	* WAS 1	Touchdown
11	1:09	0:00	1:09	Punt	DAL 36	7	35	-5	30	2	WAS 34	Missed FG

(235) Average DAL 21

Washington Redskins

#	Time Recd	Time Lost	Time Poss	How Ball Obtained	Drive Began	# Play	Yds Gain	Yds Pen	Net Yds	1st Down	Last Scrm	How Given Up
1	13:32	10:19	3:13	Punt	WAS 48	6	47	5	52	3	DAL 23	Touchdown
2	7:21	5:51	1:30	Fumble	DAL 45	3	13	-10	3	0	DAL 42	Punt
3	1:11	11:42	4:29	Punt	WAS 20	6	33	-5	28	2	WAS 48	Punt
4	6:27	3:46	2:41	Punt	WAS 34	5	10	0	10	1	WAS 44	Punt
5	1:00	0:00	1:00	Kickoff	WAS 25	8	26	10	36	2	DAL 39	Downs
6	15:00	9:10	5:50	Kickoff	WAS 25	10	72	0	72	3	* DAL 3	Field Goal
7	7:34	4:06	3:28	Punt	WAS 28	5	20	0	20	1	WAS 48	Punt
8	2:23	12:35	4:48	Punt	WAS 49	8	54	-10	44	2	* DAL 7	Field Goal
9	9:46	6:18	3:28	Kickoff	WAS 25	6	20	0	20	1	WAS 45	Punt
10	1:37	1:09	0:28	Kickoff	WAS 25	3	7	0	7	0	WAS 32	Punt

(334) Average WAS 33

* inside opponent's 20

Time of Possession by Quarter		1st	2nd	3rd	4th	OT	Total
Visitor	Dallas Cowboys	9:06	8:01	3:19	8:39		29:05
Home	Washington Redskins	5:54	6:59	11:41	6:21		30:55

Kickoff Drive No.-Start Average

Cowboys: 5 - DAL 25

Redskins: 4 - WAS 25

Play By Play

First Quarter

10/21/2018

WAS wins the coin toss and elects to defer. DAL elects to Receive, and WAS elects to defend the east goal.

D.Hopkins kicks 65 yards from WAS 35 to end zone, Touchback.

Dallas Cowboys at 15:00

- 1-10-DAL 25 (15:00) E.Elliott left tackle to DAL 29 for 4 yards (Z.Brown, D.Payne).
- 2-6-DAL 29 (14:25) (Shotgun) D.Prescott pass incomplete deep middle to M.Gallup (R.Kerrigan).
- 3-6-DAL 29 (14:20) (Shotgun) D.Prescott scrambles left end to WAS 49 for 22 yards (M.Foster).
PENALTY on DAL-T.Smith, Offensive Holding, 10 yards, enforced at DAL 29 - No Play.
- 3-16-DAL 19 (13:46) (Shotgun) D.Prescott pass incomplete deep left to B.Butler.
- 4-16-DAL 19 (13:38) C.Jones punts 33 yards to WAS 48, Center-L.Ladouceur, fair catch by G.Stroman.

Washington Redskins at 13:32

- 1-10-WAS 48 (13:32) (Shotgun) PENALTY on DAL-T.Charlton, Neutral Zone Infraction, 5 yards, enforced at WAS 48 - No Play.
- 1-5-DAL 47 (13:32) A.Peterson right tackle to DAL 43 for 4 yards (A.Brown).
- 2-1-DAL 43 (12:52) (Shotgun) A.Peterson right tackle to DAL 42 for 1 yard (T.Charlton; T.Crawford). R1
- 1-10-DAL 42 (12:15) (Shotgun) A.Peterson left guard to DAL 35 for 7 yards (J.Smith, S.Lee).
- 2-3-DAL 35 (11:40) A.Smith pass short right to J.Doctson pushed ob at DAL 23 for 12 yards (D.Wilson). P2
- 1-10-DAL 23 (11:04) A.Peterson left end to DAL 23 for no gain (B.Jones; M.Collins).
- 2-10-DAL 23 (10:28) A.Smith pass short right to K.Bibbs for 23 yards, TOUCHDOWN. P3
D.Hopkins extra point is GOOD, Center-N.Sundberg, Holder-T.Way.

DAL 0 WAS 7, 6 plays, 52 yards, 1 penalty, 3:13 drive, 4:41 elapsed

D.Hopkins kicks 65 yards from WAS 35 to end zone, Touchback.

Dallas Cowboys at 10:19

- 1-10-DAL 25 (10:19) D.Prescott pass short right to M.Gallup to DAL 35 for 10 yards (J.Norman). P1
- 1-10-DAL 35 (9:46) E.Elliott left end to DAL 34 for -1 yards (D.Swearinger; J.Allen). WAS-P.Smith was injured during the play. His return is Probable. 94 - has an ankle injury
- 2-11-DAL 34 (9:14) (Shotgun) E.Elliott right tackle to DAL 35 for 1 yard (Z.Brown).
- 3-10-DAL 35 (8:34) (Shotgun) PENALTY on WAS-F.Moreau, Encroachment, 5 yards, enforced at DAL 35 - No Play.
- 3-5-DAL 40 (8:06) (Shotgun) D.Prescott pass short left to G.Swaim to DAL 44 for 4 yards (D.Swearinger).
- 4-1-DAL 44 (7:26) D.Prescott right guard to DAL 44 for no gain (D.Swearinger). FUMBLES (D.Swearinger), RECOVERED by WAS-D.Swearinger at DAL 45. QB sneak

Washington Redskins at 7:21

- 1-10-DAL 45 (7:21) A.Peterson right tackle to DAL 42 for 3 yards (J.Heath; D.Lawrence).
- 2-7-DAL 42 (6:44) (Shotgun) A.Smith pass incomplete deep left to V.Davis.
PENALTY on WAS-J.Doctson, Offensive Pass Interference, 10 yards, enforced at DAL 42 - No Play.
- 2-17-WAS 48 (6:39) (Shotgun) A.Smith pass incomplete short middle to K.Bibbs.
- 3-17-WAS 48 (6:33) (Shotgun) A.Smith pass short right to M.Harris to DAL 42 for 10 yards (A.Brown).
- 4-7-DAL 42 (5:59) T.Way punts 27 yards to DAL 15, Center-N.Sundberg, fair catch by C.Beasley.

Dallas Cowboys at 5:51

- 1-10-DAL 15 (5:51) E.Elliott right guard to DAL 18 for 3 yards (Z.Brown).
- 2-7-DAL 18 (5:19) (Shotgun) D.Prescott pass short right to A.Hurns to DAL 24 for 6 yards (J.Norman).
- 3-1-DAL 24 (4:34) E.Elliott up the middle to DAL 26 for 2 yards (M.Foster, Z.Brown). R2
Timeout #1 by DAL at 03:47.
- 1-10-DAL 26 (3:47) D.Prescott pass short left to D.Schultz pushed ob at DAL 38 for 12 yards (Z.Brown). P3
- 1-10-DAL 38 (3:17) E.Elliott right end to DAL 37 for -1 yards (Z.Brown).
- 2-11-DAL 37 (2:37) (Shotgun) D.Prescott pass short right to C.Beasley pushed ob at DAL 42 for 5 yards (J.Norman).
- 3-6-DAL 42 (2:01) (Shotgun) D.Prescott scrambles left end pushed ob at DAL 47 for 5 yards (G.Stroman, M.Foster).
- 4-1-DAL 47 (1:20) C.Jones punts 53 yards to end zone, Center-L.Ladouceur, Touchback.

Washington Redskins at 1:11

- 1-10-WAS 20 (1:11) (Shotgun) A.Peterson right end to WAS 19 for -1 yards (D.Lawrence; T.Crawford).
- 2-11-WAS 19 (:29) (Shotgun) A.Smith pass short middle to J.Reed to WAS 35 for 16 yards (C.Awuzie). P4

Dallas Cowboys vs Washington Redskins at FedExField

END OF QUARTER

	Score	Time Poss	First Downs				Efficiencies	
			R	P	X	T	3 Down	4 Down
Dallas Cowboys	0	9:06	1	2	0	3	1/4	0/1
Washington Redskins	7	5:54	1	3	0	4	0/1	0/0

Second Quarter

10/21/2018

Play By Play

Washington Redskins continued.

<u>1-10-WAS 35</u>	(15:00) A.Peterson left end to DAL 49 for 16 yards (K.Frazier).	R5
<u>1-10-DAL 49</u>	(14:10) (Shotgun) A.Peterson up the middle to WAS 47 for -4 yards (A.Woods).	
2-14-WAS 47	(13:30) (Shotgun) A.Smith pass short right to K.Bibbs to WAS 47 for no gain (S.Lee).	
3-14-WAS 47	(12:47) (Shotgun) PENALTY on WAS-J.Reed, False Start, 5 yards, enforced at WAS 47 - No Play.	
3-19-WAS 42	(12:23) (Shotgun) A.Smith scrambles left end ran ob at WAS 48 for 6 yards.	
4-13-WAS 48	(11:53) T.Way punts 41 yards to DAL 11, Center-N.Sundberg. C.Beasley to DAL 16 for 5 yards (Z.Vigil).	

Dallas Cowboys at 11:42

1-10-DAL 16	(11:42) (Shotgun) E.Elliott right guard to DAL 15 for -1 yards (M.Foster; F.Moreau).	
2-11-DAL 15	(11:08) (Shotgun) D.Prescott pass deep middle to M.Gallup to DAL 37 for 22 yards (Z.Brown).	P4
<u>1-10-DAL 37</u>	(10:32) (Shotgun) E.Elliott right end to DAL 38 for 1 yard (M.Ioannidis, D.Payne).	
2-9-DAL 38	(9:53) (Shotgun) D.Prescott pass short left to A.Hurns to DAL 44 for 6 yards (G.Stroman).	
3-3-DAL 44	(9:10) (Shotgun) D.Prescott scrambles left end to DAL 47 for 3 yards (J.Harvey-Clemons).	R5
<u>1-10-DAL 47</u>	(8:23) (Shotgun) D.Prescott pass incomplete short right to D.Thompson.	
2-10-DAL 47	(8:17) (Shotgun) D.Prescott pass short left to E.Elliott pushed ob at WAS 47 for 6 yards (M.Nicholson). PENALTY on DAL-C.Williams, Chop Block, 15 yards, enforced at DAL 47 - No Play.	
2-25-DAL 32	(7:54) (Shotgun) D.Prescott pass short middle to C.Beasley to DAL 38 for 6 yards (M.Foster).	
3-19-DAL 38	(7:15) (Shotgun) D.Prescott sacked at DAL 30 for -8 yards (J.Allen).	
4-27-DAL 30	(6:36) C.Jones punts 36 yards to WAS 34, Center-L.Ladouceur, downed by DAL-J.Heath.	

Washington Redskins at 6:27

1-10-WAS 34	(6:27) (Shotgun) A.Peterson right end to WAS 43 for 9 yards (C.Awuzie).	
2-1-WAS 43	(5:44) A.Peterson left tackle to WAS 45 for 2 yards (J.Smith; A.Woods).	R6
<u>1-10-WAS 45</u>	(5:01) A.Smith pass incomplete short middle to A.Peterson [D.Armstrong].	
2-10-WAS 45	(4:57) A.Peterson left end to WAS 47 for 2 yards (L.Vander Esch). Timeout #2 by DAL at 04:28.	
3-8-WAS 47	(4:28) (Shotgun) A.Smith FUMBLES (Aborted) at WAS 44, and recovers at WAS 44. A.Smith to WAS 44 for no gain (J.Smith).	
4-11-WAS 44	(3:58) T.Way punts 40 yards to DAL 16, Center-N.Sundberg. C.Beasley to DAL 17 for 1 yard (K.Ladler; J.Harvey-Clemons).	

Dallas Cowboys at 3:46

1-10-DAL 17	(3:46) E.Elliott right end to DAL 21 for 4 yards (M.Foster).	
2-6-DAL 21	(3:10) D.Prescott pass deep left to A.Hurns pushed ob at DAL 41 for 20 yards (F.Moreau).	P6
<u>1-10-DAL 41</u>	(2:36) (Shotgun) D.Prescott pass short left to E.Elliott to DAL 43 for 2 yards (Z.Brown).	

Two-Minute Warning

2-8-DAL 43	(2:00) (Shotgun) D.Prescott pass short middle to C.Beasley to 50 for 7 yards (F.Moreau) [Z.Brown].	
3-1-50	(1:37) (No Huddle) E.Elliott up the middle to WAS 49 for 1 yard (D.Payne; R.Kerrigan).	R7
<u>1-10-WAS 49</u>	(1:07) (No Huddle, Shotgun) D.Prescott pass deep left to M.Gallup for 49 yards, TOUCHDOWN. B.Maher extra point is GOOD, Center-L.Ladouceur, Holder-C.Jones.	P8

DAL 7 WAS 7, 6 plays, 83 yards, 2:46 drive, 14:00 elapsed

B.Maher kicks 65 yards from DAL 35 to end zone, Touchback.

Washington Redskins at 1:00

1-10-WAS 25	(1:00) (Shotgun) PENALTY on DAL-D.Lawrence, Neutral Zone Infraction, 5 yards, enforced at WAS 25 - No Play.	
1-5-WAS 30	(1:00) (Shotgun) A.Smith pass short right to M.Harris to WAS 36 for 6 yards (J.Smith).	P7
<u>1-10-WAS 36</u>	(:41) (No Huddle, Shotgun) A.Smith pass incomplete deep right to J.Doctson (C.Awuzie) [D.Lawrence].	
2-10-WAS 36	(:35) (Shotgun) A.Smith pass incomplete short right.	
3-10-WAS 36	(:29) (Shotgun) A.Smith pass deep middle to M.Floyd to DAL 44 for 20 yards (C.Awuzie). Timeout #1 by WAS at 00:21.	P8
<u>1-10-DAL 44</u>	(:21) (Shotgun) A.Smith pass incomplete deep right to M.Floyd.	
2-10-DAL 44	(:16) (Shotgun) A.Smith pass incomplete deep right to J.Doctson. Timeout #3 by DAL at 00:09.	
3-10-DAL 44	(:09) (Shotgun) A.Smith pass incomplete deep right to J.Doctson.	
4-10-DAL 44	(:04) (Shotgun) PENALTY on DAL-D.Lawrence, Neutral Zone Infraction, 5 yards, enforced at DAL 44 - No Play.	

Dallas Cowboys vs Washington Redskins at FedExField

4-5-DAL 39 (:04) (Shotgun) A.Smith pass incomplete deep right to M.Floyd.

END OF QUARTER

	Score	Time Poss	First Downs				Efficiencies	
			R	P	X	T	3 Down	4 Down
Dallas Cowboys	7	8:01	2	3	0	5	2/3	0/0
Washington Redskins	7	6:59	2	2	0	4	1/4	0/1

Third Quarter

10/21/2018

Play By Play

WAS elects to Receive, and DAL elects to defend the West goal.

B.Maher kicks 65 yards from DAL 35 to end zone, Touchback.

Washington Redskins at 15:00

1-10-WAS 25	(15:00) (Shotgun) A.Peterson right end to WAS 34 for 9 yards (A.Woods).	
2-1-WAS 34	(14:19) A.Peterson up the middle to WAS 39 for 5 yards (B.Jones; K.Frazier).	R9
<u>1-10-WAS 39</u>	(13:40) (Shotgun) A.Peterson left end pushed ob at DAL 38 for 23 yards (L.Vander Esch).	R10
<u>1-10-DAL 38</u>	(13:03) S.Perine up the middle to DAL 31 for 7 yards (J.Heath).	
2-3-DAL 31	(12:18) S.Perine right end to DAL 36 for -5 yards (D.Lawrence).	
3-8-DAL 36	(11:38) (Shotgun) A.Smith pass deep left to J.Reed to DAL 9 for 27 yards (J.Heath).	P11
<u>1-9-DAL 9</u>	(10:52) A.Smith pass incomplete short right to J.Sprinkle.	
2-9-DAL 9	(10:47) (Shotgun) A.Smith pass short left to A.Peterson to DAL 1 for 8 yards (B.Jones).	
3-1-DAL 1	(9:59) (Shotgun) A.Peterson up the middle to DAL 3 for -2 yards (D.Lawrence).	
4-3-DAL 3	(9:13) D.Hopkins 21 yard field goal is GOOD, Center-N.Sundberg, Holder-T.Way.	

DAL 7 WAS 10, 10 plays, 72 yards, 5:50 drive, 5:50 elapsed
--

D.Hopkins kicks 65 yards from WAS 35 to end zone, Touchback.

Dallas Cowboys at 9:10

1-10-DAL 25	(9:10) E.Elliott left tackle to DAL 31 for 6 yards (R.Kerrigan).	
2-4-DAL 31	(8:35) E.Elliott left end to DAL 31 for no gain (Z.Brown, P.Smith).	
3-4-DAL 31	(7:49) (Shotgun) D.Prescott pass incomplete short right to E.Elliott (P.Smith) [P.Smith].	
4-4-DAL 31	(7:44) C.Jones punts 41 yards to WAS 28, Center-L.Ladouceur, fair catch by G.Stroman.	

Washington Redskins at 7:34

1-10-WAS 28	(7:34) A.Peterson left end to WAS 24 for -4 yards (J.Heath, A.Woods).	
2-14-WAS 24	(6:53) (Shotgun) A.Smith pass short middle to J.Doctson to WAS 39 for 15 yards (B.Jones).	P12
<u>1-10-WAS 39</u>	(6:17) A.Peterson right end to WAS 41 for 2 yards (J.Smith, D.Irving).	
2-8-WAS 41	(5:34) A.Smith sacked at WAS 38 for -3 yards (D.Irving).	
3-11-WAS 38	(4:49) (Shotgun) A.Smith pass short left to K.Bibbs pushed ob at WAS 48 for 10 yards (S.Lee).	
4-1-WAS 48	(4:14) T.Way punts 41 yards to DAL 11, Center-N.Sundberg, fair catch by C.Beasley.	

Dallas Cowboys at 4:06

1-10-DAL 11	(4:06) (Shotgun) D.Prescott sacked at DAL 5 for -6 yards (R.Kerrigan).	
2-16-DAL 5	(3:19) (Shotgun) D.Prescott pass short middle to G.Swaim to DAL 9 for 4 yards (M.Foster).	
3-12-DAL 9	(2:37) (Shotgun) D.Prescott pass incomplete short left to A.Hurns.	
4-12-DAL 9	(2:32) C.Jones punts 45 yards to WAS 46, Center-L.Ladouceur. G.Stroman to WAS 49 for 3 yards (C.Goodwin).	

Washington Redskins at 2:23

1-10-WAS 49	(2:23) (Shotgun) A.Peterson right end to DAL 30 for 21 yards (J.Smith).	
	PENALTY on WAS-J.Sprinkle, Offensive Holding, 10 yards, enforced at WAS 49 - No Play.	
1-20-WAS 39	(1:50) (Shotgun) A.Smith pass short right to J.Doctson to DAL 46 for 15 yards (A.Brown).	
2-5-DAL 46	(1:16) (Shotgun) K.Bibbs right end to DAL 33 for 13 yards (L.Vander Esch; R.Gregory). DAL-L.Vander Esch was injured during the play.	R13
<u>1-10-DAL 33</u>	(:32) A.Peterson right guard to DAL 29 for 4 yards (S.Lee).	

END OF QUARTER

	Score	Time Poss	First Downs				Efficiencies	
			R	P	X	T	3 Down	4 Down
Dallas Cowboys	7	3:19	0	0	0	0	0/2	0/0
Washington Redskins	10	11:41	3	2	0	5	1/3	0/0

Fourth Quarter

10/21/2018

Play By Play

Washington Redskins continued.

2-6-DAL 29 (15:00) (Shotgun) A.Peterson left end to DAL 9 for 20 yards (X.Woods). R14
1-9-DAL 9 (14:14) (Shotgun) A.Peterson right tackle to DAL 11 for -2 yards (D.Lawrence).
 2-11-DAL 11 (13:31) (Shotgun) A.Smith scrambles right tackle to DAL 7 for 4 yards (T.Crawford).
 3-7-DAL 7 (12:43) (Shotgun) A.Smith pass incomplete short middle to J.Reed.
 4-7-DAL 7 (12:38) D.Hopkins 25 yard field goal is GOOD, Center-N.Sundberg, Holder-T.Way.

DAL 7 WAS 13, 8 plays, 44 yards, 4:48 drive, 2:25 elapsed

D.Hopkins kicks 65 yards from WAS 35 to end zone, Touchback.

Dallas Cowboys at 12:35

1-10-DAL 25 (12:35) E.Elliott left tackle to DAL 31 for 6 yards (M.Foster).
 2-4-DAL 31 (12:02) D.Prescott pass deep right to A.Hurns pushed ob at WAS 36 for 33 yards (M.Foster). P9
1-10-WAS 36 (11:18) J.Lewis right end pushed ob at WAS 29 for 7 yards (D.Swearinger).
 2-3-WAS 29 (10:37) (Shotgun) D.Prescott pass incomplete short right to E.Elliott.
 3-3-WAS 29 (10:33) (Shotgun) D.Prescott sacked at WAS 29 for 0 yards (R.Anderson).
 4-3-WAS 29 (9:50) B.Maher 47 yard field goal is GOOD, Center-L.Ladouceur, Holder-C.Jones.

DAL 10 WAS 13, 6 plays, 46 yards, 2:49 drive, 5:14 elapsed

B.Maher kicks 65 yards from DAL 35 to end zone, Touchback.

Washington Redskins at 9:46

1-10-WAS 25 (9:46) (Shotgun) A.Smith pass incomplete short left to J.Reed.
 2-10-WAS 25 (9:43) (Shotgun) A.Peterson left tackle to WAS 27 for 2 yards (A.Woods).
 3-8-WAS 27 (8:59) (Shotgun) A.Smith pass short right to K.Bibbs pushed ob at WAS 37 for 10 yards (X.Woods). P15
1-10-WAS 37 (8:22) A.Peterson right guard to WAS 39 for 2 yards (L.Vander Esch).
 2-8-WAS 39 (7:41) (Shotgun) A.Smith pass short right to M.Harris to WAS 45 for 6 yards (J.Smith).
 3-2-WAS 45 (6:59) (Shotgun) K.Bibbs right end to WAS 45 for no gain (D.Lawrence).
 4-2-WAS 45 (6:28) T.Way punts 41 yards to DAL 14, Center-N.Sundberg, downed by WAS-S.Perine.

Dallas Cowboys at 6:18

1-10-DAL 14 (6:18) (Shotgun) E.Elliott left guard to DAL 20 for 6 yards (R.Kerrigan).
 2-4-DAL 20 (5:43) D.Prescott pass incomplete deep left to R.Gathers.
 3-4-DAL 20 (5:37) (Shotgun) D.Prescott pass short middle to C.Beasley to DAL 36 for 16 yards (F.Moreau).
 PENALTY on DAL-C.Williams, Offensive Holding, 10 yards, enforced at DAL 20 - No Play.
 3-14-DAL 10 (5:02) (Shotgun) D.Prescott sacked at DAL 0 for -10 yards (R.Kerrigan). FUMBLES (R.Kerrigan) [R.Kerrigan], RECOVERED by WAS-P.Smith at DAL 1. P.Smith for 1 yard, TOUCHDOWN.

Washington Redskins at 4:55

D.Hopkins extra point is GOOD, Center-N.Sundberg, Holder-T.Way.

DAL 10 WAS 20, 0 plays, 1 yards, 0:00 drive, 10:05 elapsed

D.Hopkins kicks 65 yards from WAS 35 to DAL 0. D.Thompson to DAL 26 for 26 yards (D.Everett).

Dallas Cowboys at 4:55, (1st play from scrimmage 4:48)

1-10-DAL 26 (4:48) (Shotgun) D.Prescott pass short left to G.Swaim to DAL 43 for 17 yards (M.Nicholson). DAL-G.Swaim was injured during the play. P10
1-10-DAL 43 (4:20) (Shotgun) D.Prescott pass incomplete short left to M.Gallup.
 2-10-DAL 43 (4:13) (Shotgun) D.Prescott scrambles right tackle to WAS 42 for 15 yards.
 PENALTY on DAL-L.Collins, Offensive Holding, 10 yards, enforced at DAL 43 - No Play.
 2-20-DAL 33 (4:04) (Shotgun) D.Prescott pass incomplete short right to D.Schultz.
 3-20-DAL 33 (3:59) (Shotgun) D.Prescott pass short middle to E.Elliott to DAL 40 for 7 yards (F.Moreau; M.Foster) [R.Anderson].
 4-13-DAL 40 (3:15) (Shotgun) D.Prescott pass short right to B.Jarwin pushed ob at WAS 44 for 16 yards (M.Nicholson). P11
 Penalty on WAS-J.Norman, Defensive Holding, declined.
1-10-WAS 44 (3:05) (Shotgun) D.Prescott pass short right to A.Hurns to WAS 37 for 7 yards (J.Norman). FUMBLES (J.Norman), and recovers at WAS 35.
 A.Hurns to WAS 35 for no gain (J.Norman).
 Washington challenged the pass completion ruling, and the play was Upheld. The ruling on the field stands. (Timeout #1.)
 2-1-WAS 35 (2:41) (Shotgun) D.Prescott scrambles left end to WAS 21 for 14 yards. R12
1-10-WAS 21 (2:12) (No Huddle, Shotgun) D.Prescott scrambles up the middle to WAS 11 for 10 yards. R13

Two-Minute Warning

1-10-WAS 11 (2:00) (Shotgun) D.Prescott pass incomplete short left to E.Elliott (J.Harvey-Clemons).

Dallas Cowboys vs Washington Redskins at FedExField

- 2-10-WAS 11 (1:55) (Shotgun) D.Prescott pass incomplete short right to C.Beasley [P.McPhee].
 PENALTY on WAS-J.Harvey-Clemons, Defensive Holding, 5 yards, enforced at WAS 11 - No Play. X14
- 1-6-WAS 6 (1:49) (Shotgun) D.Prescott pass incomplete short right to E.Elliott.
- 2-6-WAS 6 (1:46) (Shotgun) D.Prescott pass short left to C.Beasley pushed ob at WAS 1 for 5 yards (G.Stroman).
- 3-1-WAS 1 (1:41) (Shotgun) D.Prescott scrambles up the middle for 1 yard, TOUCHDOWN. R15
 B.Maher extra point is GOOD, Center-L.Ladouceur, Holder-C.Jones.

DAL 17 WAS 20, 12 plays, 74 yards, 1 penalty, 3:18 drive, 13:23 elapsed

B.Maher kicks 65 yards from DAL 35 to end zone, Touchback.

Washington Redskins at 1:37

- 1-10-WAS 25 (1:37) A.Peterson right end to WAS 24 for -1 yards (D.Lawrence; D.Wilson).
 Timeout #1 by DAL at 01:32.
- 2-11-WAS 24 (1:32) (Shotgun) A.Peterson right end to WAS 26 for 2 yards (S.Lee).
 Timeout #2 by DAL at 01:26.
- 3-9-WAS 26 (1:26) (Shotgun) A.Smith scrambles left end pushed ob at WAS 32 for 6 yards (S.Lee).
- 4-3-WAS 32 (1:18) T.Way punts 37 yards to DAL 31, Center-N.Sundberg. C.Beasley to DAL 36 for 5 yards (R.Anderson; K.Ladler).

Dallas Cowboys at 1:09

- 1-10-DAL 36 (1:09) (Shotgun) D.Prescott pass incomplete short middle to D.Schultz (D.Payne).
- 2-10-DAL 36 (1:04) (Shotgun) D.Prescott pass incomplete deep left to C.Beasley [D.Payne].
- 3-10-DAL 36 (:59) (Shotgun) D.Prescott pass deep left to C.Beasley ran ob at WAS 46 for 18 yards [P.Smith]. WAS-F.Moreau was injured during the play. P16
 Timeout #2 by WAS at 00:52.
- 1-10-WAS 46 (:52) (Shotgun) D.Prescott pass short right to C.Beasley to WAS 37 for 9 yards (G.Stroman).
- 2-1-WAS 37 (:28) (No Huddle, Shotgun) D.Prescott pass short middle to C.Beasley to WAS 31 for 6 yards (D.Johnson). P17
 The Replay Official reviewed the pass completion ruling, and the play was Upheld. The ruling on the field stands.
- 1-10-WAS 31 (:12) (Shotgun) E.Elliott up the middle to WAS 29 for 2 yards (D.Payne).
 Timeout #3 by DAL at 00:03.
- 2-8-WAS 29 (:03) (Field Goal formation) PENALTY on DAL-L.Ladouceur, False Start, 5 yards, enforced at WAS 29 - No Play. Snap infraction
- 2-13-WAS 34 (:03) B.Maher 52 yard field goal is No Good, Hit Left Upright, Center-L.Ladouceur, Holder-C.Jones.

END OF QUARTER

	Score	Time Poss	First Downs				Efficiencies	
			R	P	X	T	3 Down	4 Down
Dallas Cowboys	17	8:39	3	5	1	9	2/5	1/1
Washington Redskins	20	6:21	1	1	0	2	1/4	0/0

Miscellaneous Statistics Report

Dallas Cowboys vs Washington Redskins
10/21/2018 at FedExField

Ten Longest Plays for Dallas Cowboys

Yards	Qtr	Play Start	Play Description
49	2	1-10-WAS 49	(1:07) (No Huddle, Shotgun) D.Prescott pass deep left to M.Gallup for 49 yards, TOUCHDOWN.
33	4	2-4-DAL 31	(12:02) D.Prescott pass deep right to A.Hurns pushed ob at WAS 36 for 33 yards (M.Foster).
22	2	2-11-DAL 15	(11:08) (Shotgun) D.Prescott pass deep middle to M.Gallup to DAL 37 for 22 yards (Z.Brown).
20	2	2-6-DAL 21	(3:10) D.Prescott pass deep left to A.Hurns pushed ob at DAL 41 for 20 yards (F.Moreau).
18	4	3-10-DAL 36	(:59) (Shotgun) D.Prescott pass deep left to C.Beasley ran ob at WAS 46 for 18 yards [P.Smith]. WAS-F.Moreau was injured during the play.
17	4	1-10-DAL 26	(4:48) (Shotgun) D.Prescott pass short left to G.Swaim to DAL 43 for 17 yards (M.Nicholson). DAL-G.Swaim was injured during the play.
16	4	4-13-DAL 40	(3:15) (Shotgun) D.Prescott pass short right to B.Jarwin pushed ob at WAS 44 for 16 yards (M.Nicholson). Penalty on WAS-J.Norman, Defensive Holding, declined.
14	4	2-1-WAS 35	(2:41) (Shotgun) D.Prescott scrambles left end to WAS 21 for 14 yards.
12	1	1-10-DAL 26	(3:47) D.Prescott pass short left to D.Schultz pushed ob at DAL 38 for 12 yards (Z.Brown).
10	1	1-10-DAL 25	(10:19) D.Prescott pass short right to M.Gallup to DAL 35 for 10 yards (J.Norman).

Ten Longest Plays for Washington Redskins

Yards	Qtr	Play Start	Play Description
27	3	3-8-DAL 36	(11:38) (Shotgun) A.Smith pass deep left to J.Reed to DAL 9 for 27 yards (J.Heath).
23	1	2-10-DAL 23	(10:28) A.Smith pass short right to K.Bibbs for 23 yards, TOUCHDOWN.
23	3	1-10-WAS 39	(13:40) (Shotgun) A.Peterson left end pushed ob at DAL 38 for 23 yards (L.Vander Esch).
20	2	3-10-WAS 36	(:29) (Shotgun) A.Smith pass deep middle to M.Floyd to DAL 44 for 20 yards (C.Awuzie).
20	4	2-6-DAL 29	(15:00) (Shotgun) A.Peterson left end to DAL 9 for 20 yards (X.Woods).
16	1	2-11-WAS 19	(:29) (Shotgun) A.Smith pass short middle to J.Reed to WAS 35 for 16 yards (C.Awuzie).
16	2	1-10-WAS 35	(15:00) A.Peterson left end to DAL 49 for 16 yards (K.Frazier).
15	3	2-14-WAS 24	(6:53) (Shotgun) A.Smith pass short middle to J.Doctson to WAS 39 for 15 yards (B.Jones).
15	3	1-20-WAS 39	(1:50) (Shotgun) A.Smith pass short right to J.Doctson to DAL 46 for 15 yards (A.Brown).
13	3	2-5-DAL 46	(1:16) (Shotgun) K.Bibbs right end to DAL 33 for 13 yards (L.Vander Esch; R.Gregory). DAL-L.Vander Esch was injured

Touchdown Scoring Information

		Offense	Defense	Special Teams
VISITOR	Dallas Cowboys	2	0	0
HOME	Washington Redskins	1	1	0

Player Scoring Information

Club	Player	TD	Rush TD	Rec TD	KO TD	Punt TD	Int TD	Fum TD	Misc TD	FG	XP	2Pt Rush	2Pt Rec	Sfty	Points
DAL	D.Prescott	0	1	0	0	0	0	0	0	0	0	0	0	0	6
DAL	M.Gallup	0	0	1	0	0	0	0	0	0	0	0	0	0	6
DAL	B.Maher	0	0	0	0	0	0	0	0	1	2	0	0	0	5
WAS	D.Hopkins	0	0	0	0	0	0	0	0	2	2	0	0	0	8
WAS	K.Bibbs	0	0	1	0	0	0	0	0	0	0	0	0	0	6

Possession Detail

	First Half		Second Half		Game	
	Visitor	Home	Visitor	Home	Visitor	Home
Largest Lead	0	7	0	10	0	10
Drives Leading	0	3	0	4	0	7
Time of Possession Leading	0:00	8:40	0:00	12:12	0:00	20:52
Largest Deficit	-7	0	-10	0	-10	0
Drives Trailing	4	0	6	0	10	0
Time of Possession Trailing	15:39	0:00	11:58	0:00	27:37	0:00
Times Score Tied Up		1		0		1
Lead Changes		1		1		2

Playtime Percentage

Percent of playtime per player on offense, defense and special teams

Dallas Cowboys

Washington Redskins

		Dallas Cowboys				Washington Redskins							
		Offense	Defense	Special Teams		Offense	Defense	Special Teams					
T Smith	T	66	100%	4	14%	M Moses	T	60	100%	4	14%		
J Looney	C	66	100%	4	14%	B Scherff	G	60	100%	4	14%		
C Williams	G	66	100%	4	14%	C Roullier	C	60	100%	4	14%		
L Collins	T	66	100%	4	14%	A Smith	QB	60	100%				
Z Martin	G	66	100%	4	14%	T Williams	T	60	100%				
E Elliott	RB	66	100%			S Lauvao	G	60	100%				
D Prescott	QB	66	100%			J Doctson	WR	57	95%				
M Gallup	WR	56	85%			J Reed	TE	41	68%				
A Hurns	WR	54	82%			M Harris	WR	36	60%	3	11%		
C Beasley	WR	53	80%	6	21%	A Peterson	RB	34	57%				
G Swaim	TE	47	71%	10	36%	B Quick	WR	31	52%	4	14%		
D Schultz	TE	19	29%	6	21%	M Floyd	WR	30	50%				
D Thompson	WR	15	23%	5	18%	V Davis	TE	27	45%				
B Jarwin	TE	9	14%	12	43%	K Bibbs	RB	23	38%	3	11%		
R Gathers	TE	7	11%	1	4%	J Sprinkle	TE	19	32%	17	61%		
B Butler	WR	2	3%			S Perine	RB	2	3%	10	36%		
J Lewis	CB	1	2%	12	20%	9	32%	M Nicholson	SS	66	100%	9	32%
J Olawale	FB	1	2%			16	57%	D Swearinger	FS	66	100%		
J Heath	SS			60	100%	19	68%	J Norman	CB	66	100%		
B Jones	CB			60	100%	14	50%	M Foster	LB	66	100%		
X Woods	FS			60	100%	5	18%	F Moreau	CB	58	88%	1	4%
J Smith	LB			58	97%	7	25%	G Stroman	CB	54	82%	15	54%
D Lawrence	DE			50	83%	4	14%	D Payne	NT	54	82%	4	14%
A Brown	CB			48	80%	10	36%	J Allen	DE	54	82%	4	14%
A Woods	NT			39	65%	2	7%	R Kerrigan	LB	49	74%	4	14%
S Lee	LB			38	63%	5	18%	P Smith	LB	49	74%		
D Irving	DE			34	57%	7	25%	M Ioannidis	DE	36	55%	5	18%
T Crawford	DE			33	55%	7	25%	Z Brown	LB	35	53%		
R Gregory	DE			31	52%	4	14%	J Harvey-Clemons	LB	31	47%	19	68%
M Collins	DT			24	40%	1	4%	P McPhee	LB	18	27%		
C Awuzie	CB			22	37%			R Anderson	LB	16	24%	20	71%
D Wilson	LB			21	35%	24	86%	D Everett	SS	4	6%	24	86%
L Vander Esch	LB			21	35%	12	43%	D Johnson	CB	3	5%	5	18%
T Charlton	DE			20	33%	1	4%	T Settle	NT	1	2%	8	29%
K Frazier	SS			19	32%	16	57%	J Chesson	WR			24	86%
D Armstrong	DE			8	13%	8	29%	Z Vigil	LB			24	86%
C Goodwin	CB			2	3%	12	43%	K Ladler	S			20	71%
R Smith	RB					17	61%	S Hamilton	LB			19	68%
J March-Lillard	LB					12	43%	N Sundberg	LS			10	36%
L Ladouceur	LS					9	32%	T Way	P			10	36%
C Jones	P					9	32%	A Alexander	CB			10	36%
B Maher	K					8	29%	D Hopkins	K			9	32%
D Thompson	FS					6	21%	T Bergstrom	G			4	14%
A Redmond	G					4	14%	T Nsekhe	T			4	14%

National Football League Game Summary

NFL Copyright © 2018 by The National Football League. All rights reserved. This summary and play-by-play is for the express purpose of assisting media in their coverage of the game; any other use of this material is prohibited without the written permission of the National Football League. Updated: 10/28/2018

Date: Sunday, 10/28/2018

Washington Redskins at New York Giants

Start Time: 1:02 PM EDT

at MetLife Stadium, East Rutherford, NJ

Game Day Weather

Game Weather: Cloudy

Temp: 51° F (10.6° C) Humidity: 73%, Wind: WSW 11 mph

Played on Turf: UBU Speed Series-S5-M

Wind Chill: 46

Officials

Referee: Vinovich, Bill (52)
Line Judge: Perlman, Mark (9)
Back Judge: Patrick, Steve (17)

Umpire: Stritesky, Bruce (102)
Field Judge: Robinson, Mearl (31)
Replay Official: Butterworth, Mark

Down Judge: McKinnely, Phil (110)
Side Judge: Cavaletto, Gary (60)

Lineups

Washington Redskins

New York Giants

Offense		Defense	
WR 18	J.Doctson	DE 93	J.Allen
LT 71	T.Williams	NT 95	D.Payne
LG 77	S.Lauvao	DE 98	M.Ioannidis
C 73	C.Roullier	SLB 94	P.Smith
RG 75	B.Scherff	MLB 53	Z.Brown
RT 76	M.Moses	MLB 54	M.Foster
TE 86	J.Reed	WLB 91	R.Kerrigan
TE 85	V.Davis	CB 37	G.Stroman
WR 10	P.Richardson	CB 24	J.Norman
QB 11	A.Smith	SS 35	M.Nicholson
RB 26	A.Peterson	FS 36	D.Swearinger

Offense		Defense	
WR 87	S.Shepard	DL 95	B.Hill
LT 76	N.Solder	DL 94	D.Tomlinson
LG 71	W.Hernandez	DL 72	K.Wynn
C 77	S.Pulley	ILB 93	B.Goodson
RG 73	J.Greco	SLB 57	N.Stupar
RT 63	C.Wheeler	WILL 54	O.Vernon
TE 88	E.Engram	LCB 23	B.Webb
TE 85	R.Ellison	RCB 20	J.Jenkins
WR 13	O.Beckham	SS 21	L.Collins
QB 10	E.Manning	FS 35	C.Riley
RB 26	S.Barkley	DB 34	G.Haley

Substitutions

Substitutions

K 3 D.Hopkins, P 5 T.Way, WR 13 M.Harris, WR 16 J.Chesson, WR 17 M.Floyd, S 22 D.Everett, RB 25 C.Thompson, S 30 T.Apke, CB 31 F.Moreau, CB 39 A.Alexander, LB 40 J.Harvey-Clemons, CB 41 D.Johnson, RB 46 K.Bibbs, LB 51 S.Hamilton, LB 52 R.Anderson, LB 56 Z.Vigil, LS 57 N.Sundberg, OL 66 T.Bergstrom, T 79 T.Nsekhe, TE 87 J.Sprinkle, LB 96 P.McPhee, DL 97 T.Settle, DT 99 C.Brantley

K 2 A.Rosas, P 9 R.Dixon, WR 15 Q.Henderson, WR 18 B.Fowler, RB 22 W.Gallman, CB 30 A.Hamilton, S 31 M.Thomas, S 36 S.Chandler, RB 39 E.Penny, LB 45 U.Eligwe, LS 51 Z.DeOssie, LB 53 C.Barwin, LB 58 T.Davis, LB 59 L.Carter, T 68 B.Mihalik, G 70 P.Omameh, WR 81 R.Shepard, TE 82 S.Simonson, DT 91 Jo.Jenkins, LB 96 K.Martin, DE 97 J.Mauro, DL 99 M.Edwards

Did Not Play

Did Not Play

QB 12 C.McCoy

QB 3 A.Tanney, WR 19 C.Coleman

Not Active

Not Active

CB 23 Q.Dunbar, RB 32 S.Perine, S 48 K.Ladler, C 55 C.Dunn, T 74 G.Christian, WR 80 J.Crowder, WR 83 B.Quick

QB 17 K.Lauletta, DB 24 T.Lippett, DB 29 K.Moore, CB 33 M.Jordan, LB 52 A.Ogletree, C 67 E.Brown, WR 80 J.Davis

Field Goals (made () & missed)

		41WL (53) (39)	A.Rosas	(37) (21)				
			1	2	3	4	OT	Total
VISITOR:	Washington Redskins		7	0	3	10	0	20
HOME:	New York Giants		0	3	0	10	0	13

Scoring Plays

Team	Qtr	Time	Play Description (Extra Point) (Drive Info)	Visitor	Home
Redskins	1	2:53	A.Peterson 7 yd. pass from A.Smith (D.Hopkins kick) (10-73, 5:28)	7	0
Giants	2	1:16	A.Rosas 37 yd. Field Goal (9-51, 2:03)	7	3
Redskins	3	4:51	D.Hopkins 53 yd. Field Goal (7-20, 2:20)	10	3
Redskins	4	9:53	D.Hopkins 39 yd. Field Goal (7-47, 4:27)	13	3
Giants	4	4:08	A.Rosas 21 yd. Field Goal (6-83, 1:04)	13	6
Redskins	4	3:06	A.Peterson 64 yd. run (D.Hopkins kick) (3-75, 1:02)	20	6
Giants	4	0:17	E.Engram 2 yd. pass from E.Manning (A.Rosas kick) (16-70, 2:49)	20	13

Paid Attendance: 77,537

Time: 3:13

Washington Redskins vs New York Giants
10/28/2018 at MetLife Stadium

Final Individual Statistics

Washington Redskins

RUSHING	ATT	YDS	AVG	LG	TD
A.Peterson	26	149	5.7	64	1
A.Smith	3	13	4.3	11	0
C.Thompson	3	13	4.3	10	0
P.Richardson	1	7	7.0	7	0
Total	33	182	5.5	64	1

PASSING	ATT	CMP	YDS	SK/YD	TD	LG	IN	RT
A.Smith	32	20	178	0/0	1	25	0	87.8
Total	32	20	178	0/0	1	25	0	87.8

PASS RECEIVING	TAR	REC	YDS	AVG	LG	TD
J.Reed	12	7	38	5.4	7	0
J.Doctson	5	5	49	9.8	15	0
P.Richardson	5	2	34	17.0	25	0
M.Harris	2	2	20	10.0	16	0
C.Thompson	3	2	9	4.5	6	0
V.Davis	3	1	21	21.0	21	0
A.Peterson	1	1	7	7.0	7	1
Total	31	20	178	8.9	25	1

INTERCEPTIONS	NO	YDS	AVG	LG	TD
D.Swearinger	2	23	11.5	22	0
Total	2	23	11.5	22	0

PUNTING	NO	YDS	AVG	NET	TB	IN20	LG
T.Way	5	246	49.2	45.6	0	3	58
Total	5	246	49.2	45.6	0	3	58

PUNT RETURNS	NO	YDS	AVG	FC	LG	TD
G.Stroman	0	0	0.0	1	0	0
[DOWNED]	1	0	0.0	0	0	0
[OUT OF BOUNDS]	3	0	0.0	0	0	0
Total	0	0	0.0	1	0	0

KICKOFF RETURNS	NO	YDS	AVG	FC	LG	TD
K.Bibbs	1	20	20.0	0	20	0
[TOUCHBACK]	2	0	0.0	0	0	0
Total	1	20	20.0	0	20	0

New York Giants

RUSHING	ATT	YDS	AVG	LG	TD
S.Barkley	13	38	2.9	9	0
W.Gallman	1	-1	-1.0	-1	0
Total	14	37	2.6	9	0

PASSING	ATT	CMP	YDS	SK/YD	TD	LG	IN	RT
E.Manning	47	30	316	7/50	1	44	2	72.7
Total	47	30	316	7/50	1	44	2	72.7

PASS RECEIVING	TAR	REC	YDS	AVG	LG	TD
S.Barkley	10	9	73	8.1	24	0
O.Beckham	11	8	136	17.0	44	0
E.Ingram	9	5	25	5.0	11	1
B.Fowler	7	4	48	12.0	21	0
S.Shepard	8	4	34	8.5	14	0
R.Ellison	1	0	0	0.0	0	0
Total	46	30	316	10.5	44	1

INTERCEPTIONS	NO	YDS	AVG	LG	TD
Total	0	0	0	0	0

PUNTING	NO	YDS	AVG	NET	TB	IN20	LG
R.Dixon	5	220	44.0	44.0	0	3	53
Total	5	220	44.0	44.0	0	3	53

PUNT RETURNS	NO	YDS	AVG	FC	LG	TD
Q.Henderson	4	18	4.5	0	19	0
[DOWNED]	1	0	0.0	0	0	0
Total	4	18	4.5	0	19	0

KICKOFF RETURNS	NO	YDS	AVG	FC	LG	TD
Q.Henderson	1	30	30.0	0	30	0
[TOUCHBACK]	4	0	0.0	0	0	0
Total	1	30	30.0	0	30	0

Washington Redskins

FUMBLES	FUM	LOST	OWN-REC	YDS	TD	FORCED	OPP-REC	YDS	TD	OUT-BDS
A.Peterson	1	1	0	0	0	0	0	0	0	0
Total	1	1	0	0	0	0	0	0	0	0

New York Giants

FUMBLES	FUM	LOST	OWN-REC	YDS	TD	FORCED	OPP-REC	YDS	TD	OUT-BDS
L.Collins	0	0	0	0	0	1	0	0	0	0
O.Vernon	0	0	0	0	0	0	1	43	0	0
Total	0	0	0	0	0	1	1	43	0	0

Washington Redskins vs New York Giants
10/28/2018 at MetLife Stadium

Final Team Statistics

	Visitor Redskins	Home Giants
TOTAL FIRST DOWNS	20	18
By Rushing	6	1
By Passing	10	15
By Penalty	4	2
THIRD DOWN EFFICIENCY	6-15-40%	2-14-14%
FOURTH DOWN EFFICIENCY	0-0-0%	3-4-75%
TOTAL NET YARDS	360	303
Total Offensive Plays (inc. times thrown passing)	65	68
Average gain per offensive play	5.5	4.5
NET YARDS RUSHING	182	37
Total Rushing Plays	33	14
Average gain per rushing play	5.5	2.6
Tackles for a loss-number and yards	3-6	1-1
NET YARDS PASSING	178	266
Times thrown - yards lost attempting to pass	0-0	7-50
Gross yards passing	178	316
PASS ATTEMPTS-COMPLETIONS-HAD INTERCEPTED	32-20-0	47-30-2
Avg gain per pass play (inc.# thrown passing)	5.6	4.9
KICKOFFS Number-In End Zone-Touchbacks	5-4-4	4-2-2
PUNTS Number and Average	5-49.2	5-44.0
Had Blocked	0	0
FGs - PATs Had Blocked	0-0	0-0
Net Punting Average	45.6	44.0
TOTAL RETURN YARDAGE (Not Including Kickoffs)	23	18
No. and Yards Punt Returns	0-0	4-18
No. and Yards Kickoff Returns	1-20	1-30
No. and Yards Interception Returns	2-23	0-0
PENALTIES Number and Yards	8-90	11-102
FUMBLES Number and Lost	1-1	0-0
TOUCHDOWNS	2	1
Rushing	1	0
Passing	1	1
EXTRA POINTS Made-Attempts	2-2	1-1
Kicking Made-Attempts	2-2	1-1
FIELD GOALS Made-Attempts	2-3	2-2
RED ZONE EFFICIENCY	1-3-33%	1-4-25%
GOAL TO GO EFFICIENCY	1-1-100%	1-2-50%
SAFETIES	0	0
FINAL SCORE	20	13
TIME OF POSSESSION	33:38	26:22

Washington Redskins vs New York Giants
10/28/2018 at MetLife Stadium

Ball Possession And Drive Chart

Washington Redskins

#	Time Recd	Time Lost	Time Poss	How Ball Obtained	Drive Began	# Play	Yds Gain	Yds Pen	Net Yds	1st Down	Last Scrm	How Given Up
1	15:00	11:32	3:28	Kickoff	WAS 25	6	21	-10	11	1	WAS 36	Punt
2	8:21	2:53	5:28	Punt	WAS 27	10	73	0	73	6	* NYG 7	Touchdown
3	14:24	11:03	3:21	Punt	WAS 2	5	30	-10	20	1	WAS 22	Punt
4	6:33	3:19	3:14	Interception	WAS 9	8	28	40	68	3	NYG 23	Missed FG
5	1:16	0:28	0:48	Kickoff	WAS 22	3	6	0	6	0	WAS 28	Punt
6	11:54	8:26	3:28	Punt	WAS 15	6	34	0	34	1	WAS 49	Punt
7	7:11	4:51	2:20	Punt	WAS 45	7	15	5	20	1	NYG 35	Field Goal
8	3:47	0:43	3:04	Interception	NYG 40	6	22	0	22	2	* NYG 17	Fumble
9	14:20	9:53	4:27	Downs	WAS 32	7	52	-5	47	2	* NYG 21	Field Goal
10	7:53	5:12	2:41	Punt	WAS 14	6	10	5	15	1	WAS 29	Punt
11	4:08	3:06	1:02	Kickoff	WAS 25	3	70	5	75	2	WAS 36	Touchdown
12	0:17	0:00	0:17	Kickoff	WAS 41	1	-1	0	-1	0	WAS 41	End of Game

(317) Average WAS 26

New York Giants

#	Time Recd	Time Lost	Time Poss	How Ball Obtained	Drive Began	# Play	Yds Gain	Yds Pen	Net Yds	1st Down	Last Scrm	How Given Up
1	11:32	8:21	3:11	Punt	NYG 7	5	20	0	20	1	NYG 27	Punt
2	2:53	14:24	3:29	Kickoff	NYG 25	6	46	-10	36	1	WAS 39	Punt
3	11:03	6:33	4:30	Punt	NYG 30	8	58	0	58	3	* WAS 12	Interception
4	3:19	1:16	2:03	Missed FG	NYG 31	9	51	0	51	3	* WAS 18	Field Goal
5	0:28	0:00	0:28	Punt	NYG 37	1	-7	0	-7	0	NYG 37	End of Half
6	15:00	11:54	3:06	Kickoff	NYG 25	5	20	0	20	1	NYG 45	Punt
7	8:26	7:11	1:15	Punt	NYG 10	3	-8	0	-8	0	NYG 2	Punt
8	4:51	3:47	1:04	Kickoff	NYG 25	3	-8	0	-8	0	NYG 17	Interception
9	0:43	14:20	1:23	Fumble	WAS 39	4	7	0	7	0	WAS 32	Downs
10	9:53	7:53	2:00	Kickoff	NYG 31	4	11	0	11	1	NYG 42	Punt
11	5:12	4:08	1:04	Punt	NYG 14	6	33	50	83	3	* WAS 3	Field Goal
12	3:06	0:17	2:49	Kickoff	NYG 30	16	80	-10	70	5	* WAS 2	Touchdown

(326) Average NYG 27

* inside opponent's 20

Time of Possession by Quarter		1st	2nd	3rd	4th	OT	Total
Visitor	Washington Redskins	8:56	7:23	8:52	8:27		33:38
Home	New York Giants	6:04	7:37	6:08	6:33		26:22

Kickoff Drive No.-Start Average

Redskins: 3 - WAS 24

Giants: 5 - NYG 27

Washington Redskins vs New York Giants
10/28/2018 at MetLife Stadium

Final Defensive Statistics

Washington Redskins	Regular Defensive Plays											Special Teams					Misc			
	TKL	AST	COMB	SK	/ YDS	TFL	Q	IN	PD	FF	FR	TKL	AST	FF	FR	BL	TKL	AST	FF	FR
M.Foster	9	4	13	0	0	1	0	0	0	0	0	0	0	0	0	0	0	0	0	0
G.Stroman	4	2	6	0	0	0	0	0	2	0	0	0	0	0	0	0	0	0	0	0
Z.Brown	3	3	6	0	0	0	0	0	1	0	0	0	0	0	0	0	0	0	0	0
M.Ioannidis	4	1	5	2.5	16	2	4	0	0	0	0	0	0	0	0	0	0	0	0	0
D.Swearinger	4	1	5	0	0	0	0	2	3	0	0	0	0	0	0	0	0	0	0	0
M.Nicholson	4	1	5	0	0	0	0	0	0	0	0	0	0	0	0	0	0	0	0	0
F.Moreau	3	2	5	0	0	0	0	0	0	0	0	0	0	0	0	0	0	0	0	0
D.Payne	3	1	4	1	6	1	1	0	0	0	0	0	0	0	0	0	0	0	0	0
R.Kerrigan	2	2	4	1.5	12	1	2	0	0	0	0	0	0	0	0	0	0	0	0	0
J.Norman	1	3	4	0	0	0	0	0	1	0	0	0	0	0	0	0	0	0	0	0
J.Harvey-Clemons	3	0	3	1	7	1	1	0	0	0	0	0	0	0	0	0	0	0	0	0
J.Allen	1	2	3	1	9	1	1	0	0	0	0	0	0	0	0	0	0	0	0	0
P.Smith	1	2	3	0	0	1	0	0	1	0	0	0	0	0	0	0	0	0	0	0
P.McPhee	1	0	1	0	0	0	1	0	0	0	0	0	0	0	0	0	0	0	0	0
R.Anderson	0	1	1	0	0	0	0	0	0	0	0	0	0	0	0	0	0	0	0	0
K.Bibbs	0	0	0	0	0	0	0	0	0	0	0	1	0	0	0	0	0	0	0	0
J.Chesson	0	0	0	0	0	0	0	0	0	0	0	1	0	0	0	0	0	0	0	0
T.Way	0	0	0	0	0	0	0	0	0	0	0	1	0	0	0	0	0	0	0	0
Z.Vigil	0	0	0	0	0	0	0	0	0	0	0	1	0	0	0	0	0	0	0	0
D.Everett	0	0	0	0	0	0	0	0	0	0	0	0	1	0	0	0	0	0	0	0
D.Johnson	0	0	0	0	0	0	0	0	0	0	0	0	1	0	0	0	0	0	0	0
S.Hamilton	0	0	0	0	0	0	0	0	0	0	0	0	1	0	0	0	0	0	0	0
A.Smith	0	0	0	0	0	0	0	0	0	0	0	0	0	0	0	0	1	0	0	0
Total	43	25	68	7	50	8	10	2	8	0	0	5	3	0	0	0	1	0	0	0

TKL = Tackle AST = Assist COMB = Combined QH=QB Hit IN = Interception PD = Pass Defense FF = Forced Fumble FR = Fumble Recovery

New York Giants	Regular Defensive Plays											Special Teams					Misc			
	TKL	AST	COMB	SK	/ YDS	TFL	QH	IN	PD	FF	FR	TKL	AST	FF	FR	BL	TKL	AST	FF	FR
B.Goodson	7	1	8	0	0	1	0	0	0	0	0	0	0	0	0	0	0	0	0	0
J.Jenkins	6	0	6	0	0	0	0	0	0	0	0	0	0	0	0	0	0	0	0	0
B.Hill	5	1	6	0	0	0	0	0	1	0	0	0	0	0	0	0	0	0	0	0
T.Davis	5	1	6	0	0	0	0	0	1	0	0	0	0	0	0	0	0	0	0	0
L.Collins	4	1	5	0	0	1	0	0	0	1	0	0	0	0	0	0	0	0	0	0
B.Webb	4	0	4	0	0	0	0	0	0	0	0	0	0	0	0	0	0	0	0	0
G.Haley	4	0	4	0	0	0	0	0	0	0	0	0	0	0	0	0	0	0	0	0
O.Vernon	1	2	3	0	0	0	3	0	0	0	1	0	0	0	0	0	0	0	0	0
L.Carter	1	2	3	0	0	0	1	0	0	0	0	0	0	0	0	0	0	0	0	0
D.Tomlinson	1	2	3	0	0	0	0	0	0	0	0	0	0	0	0	0	0	0	0	0
N.Stupar	1	2	3	0	0	0	0	0	0	0	0	0	0	0	0	0	0	0	0	0
K.Wynn	2	0	2	0	0	0	0	0	0	0	0	0	1	0	0	0	0	0	0	0
S.Chandler	2	0	2	0	0	0	0	0	0	0	0	0	0	0	0	0	0	0	0	0
M.Edwards	1	1	2	0	0	0	0	0	0	0	0	0	0	0	0	0	0	0	0	0
M.Thomas	1	1	2	0	0	0	0	0	0	0	0	0	0	0	0	0	0	0	0	0
K.Martin	1	1	2	0	0	0	0	0	0	0	0	0	0	0	0	0	0	0	0	0
J.Mauro	1	0	1	0	0	0	0	0	0	0	0	0	0	0	0	0	0	0	0	0
C.Riley	0	0	0	0	0	0	1	0	1	0	0	0	0	0	0	0	0	0	0	0
A.Hamilton	0	0	0	0	0	0	0	0	0	0	0	1	0	0	0	0	0	0	0	0
O.Beckham	0	0	0	0	0	0	0	0	0	0	0	0	0	0	0	0	1	0	0	0
S.Pulley	0	0	0	0	0	0	0	0	0	0	0	0	0	0	0	0	1	0	0	0
Total	47	15	62	0	0	2	5	0	3	1	1	1	1	0	0	0	2	0	0	0

First Quarter

10/28/2018

Play By Play

NYG wins the coin toss and elects to defer. WAS elects to Receive, and NYG elects to defend the south goal.

A.Rosas kicks 65 yards from NYG 35 to end zone, Touchback.

Washington Redskins at 15:00

- 1-10-WAS 25 (15:00) (Shotgun) A.Smith pass short right to J.Reed to WAS 29 for 4 yards (B.Hill).
- 2-6-WAS 29 (14:38) (No Huddle) A.Smith pass incomplete deep left to P.Richardson (C.Riley).
- 3-6-WAS 29 (14:33) (Shotgun) A.Smith pass short middle to J.Reed to WAS 36 for 7 yards (B.Goodson, L.Collins). P1
- 1-10-WAS 36 (13:53) A.Peterson right guard to WAS 45 for 9 yards (B.Goodson).
- 2-1-WAS 45 (13:17) (Shotgun) A.Smith pass short left to J.Reed to 50 for 5 yards (B.Goodson).
PENALTY on WAS-V.Davis, Offensive Pass Interference, 10 yards, enforced at WAS 45 - No Play.
- 2-11-WAS 35 (13:17) A.Peterson right tackle to WAS 33 for -2 yards (L.Collins).
- 3-13-WAS 33 (12:20) (Shotgun) A.Smith scrambles up the middle to WAS 36 for 3 yards (M.Edwards).
- 4-10-WAS 36 (11:44) T.Way punts 47 yards to NYG 17, Center-N.Sundberg. Q.Henderson to NYG 14 for -3 yards (K.Bibbs, D.Everett). WAS-K.Bibbs was injured during the play.
PENALTY on NYG-N.Stupar, Illegal Block Above the Waist, 7 yards, enforced at NYG 14. Officially, a return for 0 yards.

New York Giants at 11:32

- 1-10-NYG 7 (11:32) S.Barkley left end to NYG 13 for 6 yards (M.Nicholson).
- 2-4-NYG 13 (10:56) (Shotgun) E.Manning pass short right to S.Shepard pushed ob at NYG 18 for 5 yards (F.Moreau). P1
- 1-10-NYG 18 (10:29) S.Barkley left guard to NYG 21 for 3 yards (M.Ioannidis).
- 2-7-NYG 21 (9:54) (Shotgun) S.Barkley left tackle to NYG 22 for 1 yard (M.Foster, P.Smith).
- 3-6-NYG 22 (9:12) (Shotgun) E.Manning pass short right to B.Fowler to NYG 27 for 5 yards (R.Kerrigan).
- 4-1-NYG 27 (8:32) R.Dixon punts 46 yards to WAS 27, Center-Z.DeOssie, out of bounds.

Washington Redskins at 8:21

- 1-10-WAS 27 (8:21) (Shotgun) A.Smith pass short left to J.Doctson to WAS 31 for 4 yards (J.Jenkins).
- 2-6-WAS 31 (7:44) (Shotgun) A.Smith pass short left to J.Reed to WAS 38 for 7 yards (L.Collins). P2
- 1-10-WAS 38 (7:12) A.Peterson right guard to WAS 38 for no gain (B.Hill).
- 2-10-WAS 38 (6:32) (Shotgun) A.Smith pass short left to P.Richardson to WAS 47 for 9 yards (B.Webb).
- 3-1-WAS 47 (5:49) (Shotgun) A.Smith pass short left to M.Harris pushed ob at NYG 37 for 16 yards (G.Haley). WAS-T.Williams was injured during the play. P3
- 1-10-NYG 37 (5:27) (Shotgun) P.Richardson right tackle to NYG 30 for 7 yards (G.Haley). End around.
- 2-3-NYG 30 (4:46) PENALTY on WAS-J.Sprinkle, False Start, 5 yards, enforced at NYG 30 - No Play.
- 2-8-NYG 35 (4:31) C.Thompson left end to NYG 25 for 10 yards (J.Jenkins). R4
- 1-10-NYG 25 (3:57) A.Peterson left end pushed ob at NYG 14 for 11 yards (J.Jenkins). R5
PENALTY on NYG-B.Hill, Defensive Holding, 5 yards, enforced at NYG 14. X6
- 1-9-NYG 9 (3:43) A.Peterson up the middle to NYG 7 for 2 yards (L.Carter; D.Tomlinson).
- 2-7-NYG 7 (3:00) (Shotgun) A.Smith pass short middle to A.Peterson for 7 yards, TOUCHDOWN. P7
D.Hopkins extra point is GOOD, Center-N.Sundberg, Holder-T.Way.

WAS 7 NYG 0, 10 plays, 73 yards, 1 penalty, 5:28 drive, 12:07 elapsed

D.Hopkins kicks 65 yards from WAS 35 to end zone, Touchback.

New York Giants at 2:53

- 1-10-NYG 25 (2:53) (Shotgun) PENALTY on NYG-J.Greco, False Start, 5 yards, enforced at NYG 25 - No Play.
- 1-15-NYG 20 (2:53) (Shotgun) E.Manning pass short right to E.Engram to NYG 22 for 2 yards (D.Swearingen).
- 2-13-NYG 22 (2:24) (Shotgun) S.Barkley right tackle to NYG 23 for 1 yard (M.Foster; R.Kerrigan).
- 3-12-NYG 23 (2:24) (Shotgun) PENALTY on NYG, Delay of Game, 5 yards, enforced at NYG 23 - No Play.
- 3-17-NYG 18 (1:19) (Shotgun) E.Manning pass deep left to O.Beckham to WAS 38 for 44 yards (G.Stroman). P2
Penalty on WAS-G.Stroman, Defensive Pass Interference, declined.
- 1-10-WAS 38 (1:08) S.Barkley right tackle to WAS 38 for no gain (M.Foster, R.Anderson).
- 2-10-WAS 38 (:34) (Shotgun) E.Manning sacked at WAS 43 for -5 yards (M.Ioannidis).

END OF QUARTER

	Score	Time Poss	First Downs				Efficiencies	
			R	P	X	T	3 Down	4 Down
Washington Redskins	7	8:56	2	4	1	7	2/3	0/0
New York Giants	0	6:04	0	2	0	2	1/2	0/0

Second Quarter

10/28/2018

Play By Play

New York Giants continued.

- 3-15-WAS 43 (15:00) (Shotgun) E.Manning pass short right to S.Barkley pushed ob at WAS 39 for 4 yards (J.Norman).
 4-11-WAS 39 (14:33) R.Dixon punts 37 yards to WAS 2, Center-Z.DeOssie, downed by NYG-A.Hamilton.

Washington Redskins at 14:24

- 1-10-WAS 2 (14:24) A.Peterson up the middle to WAS 7 for 5 yards (K.Wynn, B.Goodson).
 2-5-WAS 7 (13:44) A.Smith pass short middle to J.Doctson to WAS 22 for 15 yards (J.Jenkins). P8
 Penalty on NYG-J.Jenkins, Defensive Holding, declined.
 Penalty on NYG-J.Jenkins, Defensive Pass Interference, declined.
1-10-WAS 22 (13:33) A.Peterson right tackle to WAS 28 for 6 yards (C.Riley, K.Wynn).
 PENALTY on WAS-B.Scherff, Offensive Holding, 10 yards, enforced at WAS 22 - No Play.
 1-20-WAS 12 (13:16) (Shotgun) C.Thompson left end to WAS 14 for 2 yards (T.Davis, L.Carter).
 2-18-WAS 14 (12:38) (Shotgun) A.Smith pass short right to C.Thompson to WAS 20 for 6 yards (K.Wynn).
 3-12-WAS 20 (11:52) (Shotgun) A.Smith pass short middle to J.Reed to WAS 22 for 2 yards (M.Edwards; N.Stupar) [C.Riley].
 4-10-WAS 22 (11:14) T.Way punts 46 yards to NYG 32, Center-N.Sundberg. Q.Henderson to NYG 30 for -2 yards (J.Chesson).

New York Giants at 11:03

- 1-10-NYG 30 (11:03) (Shotgun) E.Manning pass short right to O.Beckham to NYG 35 for 5 yards (Z.Brown, D.Payne).
 2-5-NYG 35 (10:22) (Shotgun) E.Manning pass short middle to O.Beckham to NYG 45 for 10 yards (G.Stroman; F.Moreau). P3
1-10-NYG 45 (9:58) (No Huddle, Shotgun) S.Barkley left tackle to NYG 45 for no gain (D.Payne, J.Allen).
 2-10-NYG 45 (9:17) (Shotgun) E.Manning pass short left to S.Barkley to WAS 31 for 24 yards (J.Norman; Z.Brown). P4
1-10-WAS 31 (8:41) S.Barkley up the middle to WAS 27 for 4 yards (Z.Brown, P.Smith).
 2-6-WAS 27 (7:58) (Shotgun) E.Manning pass short left to S.Barkley to WAS 11 for 16 yards (Z.Brown, G.Stroman). P5
1-10-WAS 11 (7:19) W.Gallman right tackle to WAS 12 for -1 yards (P.Smith, M.Nicholson).
 2-11-WAS 12 (6:40) (Shotgun) E.Manning pass short left intended for O.Beckham INTERCEPTED by D.Swearinger at WAS 8. D.Swearinger to WAS 9 for 1 yard (O.Beckham).

Washington Redskins at 6:33

- 1-10-WAS 9 (6:33) (Shotgun) A.Smith right end to WAS 20 for 11 yards (L.Collins). R9
1-10-WAS 20 (5:53) (Shotgun) A.Smith pass incomplete deep right to P.Richardson (B.Webb).
 PENALTY on NYG-B.Webb, Defensive Pass Interference, 40 yards, enforced at WAS 20 - No Play. X10
1-10-NYG 40 (5:46) (Shotgun) A.Peterson right end to NYG 36 for 4 yards (B.Goodson).
 2-6-NYG 36 (5:11) A.Peterson left end to NYG 39 for -3 yards (B.Goodson).
 3-9-NYG 39 (4:26) (Shotgun) A.Smith pass short right to J.Doctson to NYG 27 for 12 yards (B.Webb, M.Thomas). P11
1-10-NYG 27 (3:42) A.Smith pass incomplete short middle to V.Davis (B.Hill) [O.Vernon].
 2-10-NYG 27 (3:37) (Shotgun) A.Smith pass incomplete short right to J.Reed [O.Vernon].
 Timeout #1 by WAS at 03:33.
 3-10-NYG 27 (3:33) (Shotgun) A.Smith pass short left to J.Reed to NYG 23 for 4 yards (S.Chandler, K.Martin).
 Timeout #1 by NYG at 03:23.
 4-6-NYG 23 (3:23) D.Hopkins 41 yard field goal is No Good, Wide Left, Center-N.Sundberg, Holder-T.Way.

New York Giants at 3:19

- 1-10-NYG 31 (3:19) (Shotgun) E.Manning pass incomplete deep left to S.Shepard (G.Stroman).
 2-10-NYG 31 (3:11) (Shotgun) E.Manning pass short middle to S.Shepard to NYG 42 for 11 yards (M.Ioannidis). P6
1-10-NYG 42 (2:45) (No Huddle, Shotgun) E.Manning pass short right to O.Beckham to WAS 37 for 21 yards (M.Foster, F.Moreau). P7
1-10-WAS 37 (2:20) (No Huddle, Shotgun) S.Barkley left guard to WAS 28 for 9 yards (M.Nicholson).

Two-Minute Warning

- 2-1-WAS 28 (2:00) S.Barkley left guard to WAS 25 for 3 yards (P.McPhee). R8
1-10-WAS 25 (1:37) (No Huddle, Shotgun) E.Manning pass incomplete short left to O.Beckham (J.Norman).
 2-10-WAS 25 (1:32) (Shotgun) E.Manning pass short left to S.Shepard to WAS 21 for 4 yards (G.Stroman, Z.Brown).
 Timeout #2 by WAS at 01:25.
 3-6-WAS 21 (1:25) (Shotgun) E.Manning pass short right to S.Barkley to WAS 18 for 3 yards (M.Foster).
 Timeout #3 by WAS at 01:20.
 4-3-WAS 18 (1:19) A.Rosas 37 yard field goal is GOOD, Center-Z.DeOssie, Holder-R.Dixon.

WAS 7 NYG 3, 9 plays, 51 yards, 2:03 drive, 13:44 elapsed

A.Rosas kicks 63 yards from NYG 35 to WAS 2. K.Bibbs to WAS 22 for 20 yards (A.Hamilton, K.Wynn).

Washington Redskins vs New York Giants at MetLife Stadium

Washington Redskins at 1:16, (1st play from scrimmage 1:11)

- 1-10-WAS 22 (1:11) (Shotgun) A.Smith pass incomplete short middle to C.Thompson.
- 2-10-WAS 22 (1:06) (Shotgun) A.Smith pass short left to J.Doctson to WAS 28 for 6 yards (T.Davis).
- 3-4-WAS 28 (:44) (No Huddle, Shotgun) A.Smith pass incomplete short right to P.Richardson (T.Davis).
- 4-4-WAS 28 (:41) T.Way punts 54 yards to NYG 18, Center-N.Sundberg. Q.Henderson pushed ob at NYG 37 for 19 yards (T.Way).

New York Giants at 0:28

- 1-10-NYG 37 (:28) (Shotgun) E.Manning sacked at NYG 30 for -7 yards (M.Ioannidis).

END OF QUARTER

	Score	Time Poss	First Downs				Efficiencies	
			R	P	X	T	3 Down	4 Down
Washington Redskins	7	7:23	1	2	1	4	1/4	0/0
New York Giants	3	7:37	1	5	0	6	0/2	0/0

Third Quarter

10/28/2018

Play By Play

NYG elects to Receive, and WAS elects to defend the South goal.

D.Hopkins kicks 65 yards from WAS 35 to end zone, Touchback.

New York Giants at 15:00

- 1-10-NYG 25 (15:00) S.Barkley left tackle to NYG 31 for 6 yards (J.Allen; M.Foster).
 2-4-NYG 31 (14:21) (Shotgun) E.Manning pass short right to S.Barkley pushed ob at NYG 47 for 16 yards (M.Foster).
1-10-NYG 47 (13:50) E.Manning pass short right to S.Barkley pushed ob at NYG 48 for 1 yard (D.Swearinger).
 2-9-NYG 48 (13:21) S.Barkley left guard to WAS 48 for 4 yards (Z.Brown; M.Foster).
 3-5-WAS 48 (12:41) (Shotgun) E.Manning sacked at NYG 45 for -7 yards (J.Harvey-Clemons).
 4-12-NYG 45 (12:02) R.Dixon punts 40 yards to WAS 15, Center-Z.DeOssie, out of bounds.

P9

Washington Redskins at 11:54

- 1-10-WAS 15 (11:54) A.Peterson right guard to WAS 19 for 4 yards (T.Davis).
 2-6-WAS 19 (11:09) (Shotgun) A.Smith pass incomplete deep right [L.Carter].
 3-6-WAS 19 (11:02) (Shotgun) A.Smith pass deep right to P.Richardson to WAS 44 for 25 yards (T.Davis).
1-10-WAS 44 (10:22) (Shotgun) A.Peterson up the middle to WAS 45 for 1 yard (D.Tomlinson; B.Hill).
 2-9-WAS 45 (9:37) (Shotgun) A.Smith pass short left to M.Harris to WAS 49 for 4 yards (J.Jenkins).
 3-5-WAS 49 (8:55) (Shotgun) A.Smith pass incomplete short left to J.Reed.
 4-5-WAS 49 (8:48) T.Way punts 48 yards to NYG 3, Center-N.Sundberg, downed by WAS-D.Johnson.
 Penalty on WAS-J.Harvey-Clemons, Chop Block, offsetting, enforced at WAS 49 - No Play.
 Penalty on NYG-J.Jenkins, Offensive Holding, offsetting.
 4-5-WAS 49 (8:38) T.Way punts 41 yards to NYG 10, Center-N.Sundberg, downed by WAS-D.Johnson.

P12

New York Giants at 8:26

- 1-10-NYG 10 (8:26) S.Barkley right guard to NYG 10 for no gain (M.Foster).
 2-10-NYG 10 (7:51) (Shotgun) E.Manning pass incomplete short left to E.Engram.
 3-10-NYG 10 (7:46) (Shotgun) E.Manning sacked at NYG 2 for -8 yards (sack split by M.Ioannidis and R.Kerrigan). NYG-C.Wheeler was injured during the play.
 4-18-NYG 2 (7:18) R.Dixon punts 53 yards to WAS 45, Center-Z.DeOssie, out of bounds.

Washington Redskins at 7:11

- 1-10-WAS 45 (7:11) PENALTY on NYG-B.Hill, Neutral Zone Infraction, 5 yards, enforced at WAS 45 - No Play.
 1-5-50 (7:11) A.Smith pass incomplete deep middle to P.Richardson.
 2-5-50 (7:04) (Shotgun) A.Peterson left end to NYG 48 for 2 yards (K.Martin, T.Davis).
 3-3-NYG 48 (6:20) (Shotgun) A.Smith pass short left to J.Doctson to NYG 36 for 12 yards (G.Haley).
1-10-NYG 36 (5:41) (Shotgun) A.Peterson left end pushed ob at NYG 35 for 1 yard (G.Haley).
 2-9-NYG 35 (5:05) (Shotgun) A.Smith pass incomplete short middle to J.Reed [O.Vernon].
 3-9-NYG 35 (5:01) (Shotgun) A.Smith pass incomplete deep left to J.Reed.
 4-9-NYG 35 (4:56) D.Hopkins 53 yard field goal is GOOD, Center-N.Sundberg, Holder-T.Way.

P13

WAS 10 NYG 3, 7 plays, 20 yards, 1 penalty, 2:20 drive, 10:09 elapsed

D.Hopkins kicks 65 yards from WAS 35 to end zone, Touchback.

New York Giants at 4:51

- 1-10-NYG 25 (4:51) E.Manning pass incomplete short left to R.Ellison (P.Smith).
 2-10-NYG 25 (4:41) (Shotgun) E.Manning sacked at NYG 17 for -8 yards (R.Kerrigan).
 3-18-NYG 17 (4:02) (Shotgun) E.Manning pass deep left intended for B.Fowler INTERCEPTED by D.Swearinger at WAS 38. D.Swearinger to NYG 40 for 22 yards (S.Pulley).

Washington Redskins at 3:47

- 1-10-NYG 40 (3:47) A.Peterson right tackle to NYG 38 for 2 yards (B.Webb, N.Stupar).
 2-8-NYG 38 (3:06) (Shotgun) A.Smith pass short left to J.Reed pushed ob at NYG 31 for 7 yards (B.Goodson).
 3-1-NYG 31 (2:32) A.Peterson left guard to NYG 30 for 1 yard (B.Goodson).
 New York Giants challenged the first down ruling, and the play was Upheld. The ruling on the field was confirmed. (Timeout #1.)
1-10-NYG 30 (2:11) A.Peterson left end pushed ob at NYG 24 for 6 yards (J.Jenkins).
 2-4-NYG 24 (1:37) (Shotgun) A.Smith pass short middle to J.Reed to NYG 17 for 7 yards (N.Stupar).
1-10-NYG 17 (:55) (Shotgun) A.Peterson left tackle to NYG 18 for -1 yards (L.Collins). FUMBLES (L.Collins), RECOVERED by NYG-O.Vernon at NYG 18. O.Vernon pushed ob at WAS 39 for 43 yards (A.Smith).

R14

P15

New York Giants at 0:43

- 1-10-WAS 39 (:43) (Shotgun) E.Manning pass incomplete short right to B.Fowler (Z.Brown).
 2-10-WAS 39 (:39) (No Huddle, Shotgun) E.Manning pass short left to O.Beckham to WAS 41 for -2 yards (M.Foster, J.Norman).

Washington Redskins vs New York Giants at MetLife Stadium

END OF QUARTER

	Score	Time Poss	First Downs				Efficiencies	
			R	P	X	T	3 Down	4 Down
Washington Redskins	10	8:52	1	3	0	4	3/5	0/0
New York Giants	3	6:08	0	1	0	1	0/3	0/0

Fourth Quarter

10/28/2018

Play By Play

New York Giants continued.

- 3-12-WAS 41 (15:00) (Shotgun) E.Manning pass short left to B.Fowler pushed ob at WAS 32 for 9 yards (M.Foster).
 4-3-WAS 32 (14:23) (Shotgun) E.Manning pass incomplete short left to E.Engram.

Washington Redskins at 14:20

- 1-10-WAS 32 (14:20) A.Peterson right tackle pushed ob at WAS 41 for 9 yards (B.Webb).
 2-1-WAS 41 (13:44) A.Peterson right guard to NYG 49 for 10 yards (B.Goodson).
1-10-NYG 49 (13:02) (Shotgun) A.Smith pass short left to V.Davis to NYG 28 for 21 yards (S.Chandler).
1-10-NYG 28 (12:18) A.Peterson right tackle to NYG 21 for 7 yards (B.Hill).
 2-3-NYG 21 (11:40) A.Peterson right tackle to NYG 19 for 2 yards (D.Tomlinson).
 3-1-NYG 19 (10:55) PENALTY on WAS-M.Moses, False Start, 5 yards, enforced at NYG 19 - No Play.
 3-6-NYG 24 (10:39) (Shotgun) A.Smith pass short right to C.Thompson to NYG 21 for 3 yards (M.Thomas).
 4-3-NYG 21 (9:57) D.Hopkins 39 yard field goal is GOOD, Center-N.Sundberg, Holder-T.Way.

R16

P17

WAS 13 NYG 3, 7 plays, 47 yards, 4:27 drive, 5:07 elapsed

D.Hopkins kicks 64 yards from WAS 35 to NYG 1. Q.Henderson to NYG 31 for 30 yards (M.Nicholson, D.Johnson).

New York Giants at 9:53, (1st play from scrimmage 9:45)

- 1-10-NYG 31 (9:45) (Shotgun) E.Manning pass short right to S.Shepard to NYG 45 for 14 yards (M.Nicholson).
1-10-NYG 45 (9:08) (Shotgun) E.Manning pass incomplete short middle to S.Shepard.
 2-10-NYG 45 (9:04) (Shotgun) E.Manning sacked at NYG 39 for -6 yards (D.Payne).
 3-16-NYG 39 (8:32) (Shotgun) E.Manning pass short left to S.Barkley pushed ob at NYG 42 for 3 yards (G.Stroman).
 4-13-NYG 42 (8:01) R.Dixon punts 44 yards to WAS 14, Center-Z.DeOssie, fair catch by G.Stroman.

P10

Washington Redskins at 7:53

- 1-10-WAS 14 (7:53) A.Peterson left guard to WAS 14 for no gain (O.Vernon).
 2-10-WAS 14 (7:15) (Shotgun) A.Peterson left end pushed ob at WAS 23 for 9 yards (T.Davis).
 Timeout #1 by WAS at 06:36.
 3-1-WAS 23 (6:36) (Shotgun) A.Smith pass incomplete short left to J.Reed.
 4-1-WAS 23 (6:33) T.Way punts 53 yards to NYG 24, Center-N.Sundberg, fair catch by Q.Henderson. WAS-T.Way was injured during the play.
 PENALTY on NYG-T.Davis, Running Into the Kicker, 5 yards, enforced at WAS 23 - No Play.
1-10-WAS 28 (6:24) A.Peterson up the middle to WAS 28 for no gain (B.Hill).
 2-10-WAS 28 (5:39) A.Smith pass incomplete short left to V.Davis.
 3-10-WAS 28 (5:33) (Shotgun) C.Thompson up the middle to WAS 29 for 1 yard (L.Carter, O.Vernon).
 Timeout #2 by NYG at 05:26.
 4-9-WAS 29 (5:26) T.Way punts 58 yards to NYG 13, Center-N.Sundberg. Q.Henderson to NYG 14 for 1 yard (Z.Vigil, S.Hamilton).

X18

New York Giants at 5:12

- 1-10-NYG 14 (5:12) (Shotgun) E.Manning pass incomplete deep right to S.Barkley (M.Nicholson).
 PENALTY on WAS-M.Nicholson, Defensive Pass Interference, 46 yards, enforced at NYG 14 - No Play.
1-10-WAS 40 (5:03) (Shotgun) E.Manning pass incomplete short right to E.Engram.
 2-10-WAS 40 (4:59) (Shotgun) E.Manning pass short middle to O.Beckham pushed ob at WAS 8 for 32 yards (M.Nicholson). WAS-J.Allen was injured during the play.
1-8-WAS 8 (4:49) (Shotgun) E.Manning pass incomplete short right to S.Shepard.
 PENALTY on WAS-F.Moreau, Defensive Pass Interference, 4 yards, enforced at WAS 8 - No Play.
1-4-WAS 4 (4:45) (Shotgun) S.Barkley left guard to WAS 3 for 1 yard (D.Payne, M.Foster).
 2-3-WAS 3 (4:21) (No Huddle, Shotgun) E.Manning pass incomplete short left to B.Fowler.
 3-3-WAS 3 (4:17) (Shotgun) E.Manning pass incomplete short middle to S.Barkley (D.Swearinger).
 4-3-WAS 3 (4:11) A.Rosas 21 yard field goal is GOOD, Center-Z.DeOssie, Holder-R.Dixon.

X11

P12

X13

WAS 13 NYG 6, 6 plays, 83 yards, 2 penalties, 1:04 drive, 10:52 elapsed

A.Rosas kicks 65 yards from NYG 35 to end zone, Touchback.

Washington Redskins at 4:08

- 1-10-WAS 25 (4:08) A.Peterson left guard to WAS 27 for 2 yards (J.Mauro).
 PENALTY on NYG-B.Hill, Illegal Use of Hands, 5 yards, enforced at WAS 27.
1-10-WAS 32 (4:03) A.Peterson right guard to WAS 36 for 4 yards (B.Hill, O.Vernon).
 2-6-WAS 36 (3:16) A.Peterson right tackle for 64 yards, TOUCHDOWN.

X19

R20

Washington Redskins vs New York Giants at MetLife Stadium

PENALTY on NYG-S.Chandler, Horse Collar Tackle, 15 yards, enforced between downs.

(Kick formation) PENALTY on WAS-M.Ioannidis, False Start, 5 yards, enforced at NYG 15 - No Play.

D.Hopkins extra point is GOOD, Center-N.Sundberg, Holder-T.Way.

WAS 20 NYG 6, 3 plays, 75 yards, 1 penalty, 1:02 drive, 11:54 elapsed

D.Hopkins kicks 50 yards from 50 to end zone, Touchback.

PENALTY on WAS-A.Alexander, Offside on Free Kick, 5 yards, enforced at NYG 25.

New York Giants at 3:06

- 1-10-NYG 30 (3:06) (Shotgun) E.Manning pass incomplete deep middle to S.Shepard (G.Stroman).
- 2-10-NYG 30 (3:00) (Shotgun) E.Manning sacked at NYG 21 for -9 yards (J.Allen).
- 3-19-NYG 21 (3:00) (No Huddle, Shotgun) E.Manning pass short right to E.Engram pushed ob at NYG 28 for 7 yards (D.Swearinger).
- 4-12-NYG 28 (2:28) (No Huddle, Shotgun) E.Manning pass deep middle to O.Beckham to NYG 43 for 15 yards (F.Moreau). P14
- 1-10-NYG 43 (2:04) (No Huddle, Shotgun) PENALTY on NYG-B.Mihalik, False Start, 5 yards, enforced at NYG 43 - No Play.
- 1-15-NYG 38 (2:03) (Shotgun) E.Manning pass short left to S.Barkley to NYG 40 for 2 yards (J.Harvey-Clemons).

Two-Minute Warning

- 2-13-NYG 40 (1:57) (Shotgun) E.Manning pass short right to E.Engram pushed ob at NYG 43 for 3 yards (F.Moreau).
- 3-10-NYG 43 (1:52) (Shotgun) E.Manning pass short left to B.Fowler to WAS 36 for 21 yards (G.Stroman). P15
- 1-10-WAS 36 (1:28) (No Huddle, Shotgun) PENALTY on NYG-B.Mihalik, False Start, 5 yards, enforced at WAS 36 - No Play.
- 1-15-WAS 41 (1:14) (Shotgun) E.Manning pass incomplete deep left to O.Beckham.
- 2-15-WAS 41 (1:07) E.Manning pass short right to E.Engram pushed ob at WAS 30 for 11 yards (M.Foster).
- 3-4-WAS 30 (:58) (Shotgun) E.Manning pass incomplete short middle to E.Engram [M.Ioannidis].
- 4-4-WAS 30 (:53) (Shotgun) E.Manning pass short right to O.Beckham to WAS 19 for 11 yards (D.Swearinger). P16
- 1-10-WAS 19 (:38) (No Huddle, Shotgun) E.Manning spiked the ball to stop the clock.
- 2-10-WAS 19 (:37) (Shotgun) E.Manning pass short right to S.Barkley pushed ob at WAS 15 for 4 yards (J.Harvey-Clemons) [P.McPhee].
- 3-6-WAS 15 (:33) (Shotgun) E.Manning pass incomplete short left to S.Shepard.
- 4-6-WAS 15 (:29) (Shotgun) E.Manning pass short left to B.Fowler to WAS 2 for 13 yards (D.Swearinger; J.Norman). P17
- Timeout #3 by NYG at 00:21.
- 1-2-WAS 2 (:21) (Shotgun) E.Manning pass short left to E.Engram for 2 yards, TOUCHDOWN. P18
- A.Rosas extra point is GOOD, Center-Z.DeOssie, Holder-R.Dixon.

WAS 20 NYG 13, 16 plays, 70 yards, 2:49 drive, 14:43 elapsed

A.Rosas kicks inside 24 yards from NYG 35 to WAS 41. J.Chesson (didn't try to advance) to WAS 41 for no gain.

Washington Redskins at 0:17, (1st play from scrimmage 0:16)

- 1-10-WAS 41 (:16) A.Smith kneels to WAS 40 for -1 yards.

END OF QUARTER	Score	Time Poss	First Downs				Efficiencies	
			R	P	X	T	3 Down	4 Down
Washington Redskins	20	8:27	2	1	2	5	0/3	0/0
New York Giants	13	6:33	0	7	2	9	1/7	3/4

Miscellaneous Statistics Report

Washington Redskins vs New York Giants
10/28/2018 at MetLife Stadium

Ten Longest Plays for Washington Redskins

Yards	Qtr	Play Start	Play Description
64	4	2-6-WAS 36	(3:16) A.Peterson right tackle for 64 yards, TOUCHDOWN. PENALTY on NYG-S.Chandler, Horse Collar Tackle, 15 yards, enforced between downs.
25	3	3-6-WAS 19	(11:02) (Shotgun) A.Smith pass deep right to P.Richardson to WAS 44 for 25 yards (T.Davis).
21	4	1-10-NYG 49	(13:02) (Shotgun) A.Smith pass short left to V.Davis to NYG 28 for 21 yards (S.Chandler).
16	1	3-1-WAS 47	(5:49) (Shotgun) A.Smith pass short left to M.Harris pushed ob at NYG 37 for 16 yards (G.Haley). WAS-T.Williams was injured during the play.
16	1	1-10-NYG 25	(3:57) A.Peterson left end pushed ob at NYG 14 for 11 yards (J.Jenkins). PENALTY on NYG-B.Hill, Defensive Holding, 5 yards, enforced at NYG 14.
15	2	2-5-WAS 7	(13:44) A.Smith pass short middle to J.Doctson to WAS 22 for 15 yards (J.Jenkins). Penalty on NYG-J.Jenkins, Defensive Holding, declined. Penalty on NYG-J.Jenkins, Defensive Pass Interference, declined.
12	2	3-9-NYG 39	(4:26) (Shotgun) A.Smith pass short right to J.Doctson to NYG 27 for 12 yards (B.Webb, M.Thomas).
12	3	3-3-NYG 48	(6:20) (Shotgun) A.Smith pass short left to J.Doctson to NYG 36 for 12 yards (G.Haley).
11	2	1-10-WAS 9	(6:33) (Shotgun) A.Smith right end to WAS 20 for 11 yards (L.Collins).
10	1	2-8-NYG 35	(4:31) C.Thompson left end to NYG 25 for 10 yards (J.Jenkins).

Ten Longest Plays for New York Giants

Yards	Qtr	Play Start	Play Description
44	1	3-17-NYG 18	(1:19) (Shotgun) E.Manning pass deep left to O.Beckham to WAS 38 for 44 yards (G.Stroman).
32	4	2-10-WAS 40	(4:59) (Shotgun) E.Manning pass short middle to O.Beckham pushed ob at WAS 8 for 32 yards (M.Nicholson). WAS-J.Allen
24	2	2-10-NYG 45	(9:17) (Shotgun) E.Manning pass short left to S.Barkley to WAS 31 for 24 yards (J.Norman; Z.Brown).
21	2	1-10-NYG 42	(2:45) (No Huddle, Shotgun) E.Manning pass short right to O.Beckham to WAS 37 for 21 yards (M.Foster, F.Moreau).
21	4	3-10-NYG 43	(1:52) (Shotgun) E.Manning pass short left to B.Fowler to WAS 36 for 21 yards (G.Stroman).
16	2	2-6-WAS 27	(7:58) (Shotgun) E.Manning pass short left to S.Barkley to WAS 11 for 16 yards (Z.Brown, G.Stroman).
16	3	2-4-NYG 31	(14:21) (Shotgun) E.Manning pass short right to S.Barkley pushed ob at NYG 47 for 16 yards (M.Foster).
15	4	4-12-NYG 28	(2:28) (No Huddle, Shotgun) E.Manning pass deep middle to O.Beckham to NYG 43 for 15 yards (F.Moreau).
14	4	1-10-NYG 31	(9:45) (Shotgun) E.Manning pass short right to S.Shepard to NYG 45 for 14 yards (M.Nicholson).
13	4	4-6-WAS 15	(:29) (Shotgun) E.Manning pass short left to B.Fowler to WAS 2 for 13 yards (D.Swearinger; J.Norman).

Touchdown Scoring Information

		Offense	Defense	Special Teams
VISITOR	Washington Redskins	2	0	0
HOME	New York Giants	1	0	0

Player Scoring Information

Club	Player	TD	Rush TD	Rec TD	KO TD	Punt TD	Int TD	Fum TD	Misc TD	FG	XP	2Pt Rush	2Pt Rec	Sfty	Points
WAS	A.Peterson	0	1	1	0	0	0	0	0	0	0	0	0	0	12
WAS	D.Hopkins	0	0	0	0	0	0	0	0	2	2	0	0	0	8
NYG	A.Rosas	0	0	0	0	0	0	0	0	2	1	0	0	0	7
NYG	E.Engram	0	0	1	0	0	0	0	0	0	0	0	0	0	6

Possession Detail

	First Half		Second Half		Game	
	Visitor	Home	Visitor	Home	Visitor	Home
Largest Lead	7	0	14	0	14	0
Drives Leading	3	0	7	0	10	0
Time of Possession Leading	7:23	0:00	17:19	0:00	24:42	0:00
Largest Deficit	0	-7	0	-14	0	-14
Drives Trailing	0	4	0	7	0	11
Time of Possession Trailing	0:00	10:30	0:00	12:41	0:00	23:11
Times Score Tied Up		0		0		0
Lead Changes		1		0		1

Playtime Percentage

Percent of playtime per player on offense, defense and special teams

Washington Redskins

Offense Defense Special Teams

New York Giants

Offense Defense Special Teams

National Football League Game Summary

NFL Copyright © 2018 by The National Football League. All rights reserved. This summary and play-by-play is for the express purpose of assisting media in their coverage of the game; any other use of this material is prohibited without the written permission of the National Football League. Updated: 11/5/2018

Date: Sunday, 11/4/2018

Atlanta Falcons at Washington Redskins

Start Time: 1:03 PM Est

at FedExField, Landover, MD

Game Day Weather

Game Weather: Sunny
Played Outdoor on Turf: Grass

Temp: 55° F (12.8° C) Humidity: 46%, Wind: East 5 mph
Outdoor Weather: Sunny,

Officials

Referee: Anderson, Walt (66)
Line Judge: Boston, Byron (18)
Back Judge: Dyer, Lee (27)

Umpire: Paganelli, Carl (124)
Field Judge: Brown, Terry (43)
Replay Official: Smith, Billy (0)

Down Judge: Stephan, Tom (68)
Side Judge: Patterson, Rick (15)

Lineups

Atlanta Falcons

Washington Redskins

Offense			Defense		
WR	11	J.Jones	DE	44	V.Beasley
LT	70	J.Matthews	DT	95	JA.Crawford
LG	71	W.Schweitzer	DT	97	G.Jarrett
C	51	A.Mack	DE	98	T.McKinley
RG	63	B.Garland	LB	42	D.Riley
RT	73	R.Schraeder	LB	59	D.Campbell
TE	82	L.Paulsen	DB	34	B.Poole
WR	12	M.Sanu	CB	21	D.Trufant
QB	2	M.Ryan	CB	20	I.Oliver
RB	26	T.Coleman	S	27	D.Kazee
FB	30	R.Ortiz	S	29	J.Richards

Offense			Defense		
WR	18	J.Doctson	DE	93	J.Allen
LT	79	T.Nsekhe	NT	95	D.Payne
LG	77	S.Lauvao	DE	98	M.Ioannidis
C	73	C.Roullier	SLB	94	P.Smith
RG	75	B.Scherff	MLB	53	Z.Brown
RT	76	M.Moses	MLB	54	M.Foster
TE	87	J.Sprinkle	WLB	91	R.Kerrigan
WR	13	M.Harris	CB	23	Q.Dunbar
WR	10	P.Richardson	CB	24	J.Norman
QB	11	A.Smith	SS	20	H.Clinton-Dix
RB	26	A.Peterson	FS	36	D.Swearingen

Substitutions

Substitutions

K 4 G.Tavecchio, P 5 M.Bosher, WR 14 J.Hardy, WR 17 M.Hall, WR 18 C.Ridley, RB 25 I.Smith, CB 28 J.Bethel, CB 33 B.Wreh-Wilson, DB 35 K.Tandy, S 36 K.Ishmael, DB 41 S.Neasman, LS 47 J.Harris, DE 50 B.Reed, LB 54 F.Oluokun, LB 55 B.Carter, T 69 Z.Beadles, T 74 T.Sambrailo, TE 81 A.Hooper, WR 83 R.Gage, TE 85 E.Saubert, DE 90 D.Shelby, NT 94 D.Senat, DT 99 T.McClain

K 3 D.Hopkins, P 5 T.Way, WR 16 J.Chesson, WR 17 M.Floyd, S 22 D.Everett, CB 31 F.Moreau, RB 32 S.Perine, S 35 M.Nicholson, CB 37 G.Stroman, LB 40 J.Harvey-Clemons, CB 41 D.Johnson, RB 46 K.Bibbs, LB 51 S.Hamilton, LB 52 R.Anderson, LB 56 Z.Vigil, LS 57 N.Sundberg, OL 66 T.Bergstrom, T 74 G.Christian, TE 85 V.Davis, TE 86 J.Reed, LB 96 P.McPhee, DL 97 T.Settle, DT 99 C.Brantley

Did Not Play

Did Not Play

QB 8 M.Schaub

QB 12 C.McCoy

Not Active

Not Active

K 3 M.Bryant, CB 23 R.Alford, RB 32 B.Hill, DE 56 S.Means, G 68 A.Pasztor, G 72 R.Odhiambo, T 77 M.Gono

RB 25 C.Thompson, CB 39 A.Alexander, S 48 K.Ladler, C 55 C.Dunn, T 71 T.Williams, WR 80 J.Crowder, WR 83 B.Quick

Field Goals (made () & missed)

G.Tavecchio (27)

		1	2	3	4	OT	Total
VISITOR:	Atlanta Falcons	7	14	7	10	0	38
HOME:	Washington Redskins	0	7	7	0	0	14

Scoring Plays

Team	Qtr	Time	Play Description (Extra Point) (Drive Info)	Visitor	Home
Falcons	1	9:46	T.Coleman 39 yd. pass from M.Ryan (G.Tavecchio kick) (7-81, 3:04)	7	0
Falcons	2	9:10	I.Smith 12 yd. run (G.Tavecchio kick) (9-86, 4:19)	14	0
Redskins	2	3:10	J.Doctson 2 yd. pass from A.Smith (D.Hopkins kick) (11-80, 6:00)	14	7
Falcons	2	0:28	C.Ridley 40 yd. pass from M.Ryan (G.Tavecchio kick) (7-75, 2:42)	21	7
Falcons	3	9:58	T.Coleman 10 yd. pass from M.Ryan (G.Tavecchio kick) (8-75, 5:02)	28	7
Redskins	3	2:15	K.Bibbs 3 yd. run (D.Hopkins kick) (9-77, 3:42)	28	14
Falcons	4	7:09	G.Tavecchio 27 yd. Field Goal (10-72, 6:43)	31	14
Falcons	4	3:45	J.Jones 35 yd. pass from M.Ryan (G.Tavecchio kick) (6-56, 3:16)	38	14

Paid Attendance: 62,386

Time: 2:57

Atlanta Falcons vs Washington Redskins

11/4/2018 at FedExField

Final Team Statistics

	Visitor Falcons	Home Redskins
TOTAL FIRST DOWNS	25	20
By Rushing	6	5
By Passing	17	15
By Penalty	2	0
THIRD DOWN EFFICIENCY	10-13-77%	5-13-38%
FOURTH DOWN EFFICIENCY	0-0-0%	2-2-100%
TOTAL NET YARDS	491	366
Total Offensive Plays (inc. times thrown passing)	64	64
Average gain per offensive play	7.7	5.7
NET YARDS RUSHING	154	79
Total Rushing Plays	24	15
Average gain per rushing play	6.4	5.3
Tackles for a loss-number and yards	0-0	3-5
NET YARDS PASSING	337	287
Times thrown - yards lost attempting to pass	2-13	3-19
Gross yards passing	350	306
PASS ATTEMPTS-COMPLETIONS-HAD INTERCEPTED	38-26-1	46-30-1
Avg gain per pass play (inc.# thrown passing)	8.4	5.9
KICKOFFS Number-In End Zone-Touchbacks	7-2-2	3-3-3
PUNTS Number and Average	2-51.5	5-49.0
Had Blocked	0	0
FGs - PATs Had Blocked	0-0	0-0
Net Punting Average	51.5	48.2
TOTAL RETURN YARDAGE (Not Including Kickoffs)	4	24
No. and Yards Punt Returns	1-4	1-0
No. and Yards Kickoff Returns	0-0	5-95
No. and Yards Interception Returns	1-0	1-24
PENALTIES Number and Yards	7-50	10-147
FUMBLES Number and Lost	0-0	0-0
TOUCHDOWNS	5	2
Rushing	1	1
Passing	4	1
EXTRA POINTS Made-Attempts	5-5	2-2
Kicking Made-Attempts	5-5	2-2
FIELD GOALS Made-Attempts	1-1	0-0
RED ZONE EFFICIENCY	2-3-67%	2-2-100%
GOAL TO GO EFFICIENCY	1-1-100%	2-2-100%
SAFETIES	0	0
FINAL SCORE	38	14
TIME OF POSSESSION	32:56	27:04

Atlanta Falcons vs Washington Redskins
11/4/2018 at FedExField

Ball Possession And Drive Chart

Atlanta Falcons

#	Time Recd	Time Lost	Time Poss	How Ball Obtained	Drive Began	# Play	Yds Gain	Yds Pen	Net Yds	1st Down	Last Scrm	How Given Up
1	12:50	9:46	3:04	Punt	ATL 19	7	81	0	81	3	WAS 39	Touchdown
2	6:28	1:14	5:14	Punt	ATL 10	12	62	0	62	5	WAS 28	Interception
3	13:29	9:10	4:19	Punt	ATL 14	9	86	0	86	4	* WAS 12	Touchdown
4	3:10	0:28	2:42	Kickoff	ATL 25	7	60	15	75	3	WAS 40	Touchdown
5	15:00	9:58	5:02	Kickoff	ATL 25	8	75	0	75	5	* WAS 10	Touchdown
6	6:55	5:57	0:58	Punt	ATL 23	3	6	0	6	0	ATL 29	Punt
7	2:15	0:37	1:38	Kickoff	ATL 25	3	5	0	5	0	ATL 30	Punt
8	13:52	7:09	6:43	Punt	ATL 19	10	60	12	72	3	* WAS 9	Field Goal
9	7:01	3:45	3:16	Interception	ATL 44	6	56	0	56	2	WAS 35	Touchdown

(204) Average ATL 23

Washington Redskins

#	Time Recd	Time Lost	Time Poss	How Ball Obtained	Drive Began	# Play	Yds Gain	Yds Pen	Net Yds	1st Down	Last Scrm	How Given Up
1	15:00	12:50	2:10	Kickoff	WAS 25	3	4	-10	-6	0	WAS 19	Punt
2	9:46	6:28	3:18	Kickoff	WAS 26	6	20	-5	15	1	WAS 41	Punt
3	1:14	13:29	2:45	Interception	WAS 33	5	17	0	17	1	50	Punt
4	9:10	3:10	6:00	Kickoff	WAS 20	11	80	0	80	6	* ATL 2	Touchdown
5	0:28	0:00	0:28	Kickoff	WAS 22	3	43	-10	33	2	WAS 40	End of Half
6	9:58	6:55	3:03	Kickoff	WAS 23	7	43	-40	3	1	WAS 26	Punt
7	5:57	2:15	3:42	Punt	WAS 23	9	87	-10	77	4	* ATL 3	Touchdown
8	0:37	13:52	1:45	Punt	WAS 15	4	18	5	23	1	WAS 38	Punt
9	7:09	7:01	0:08	Kickoff	WAS 25	1	0	0	0	0	WAS 25	Interception
10	3:45	0:00	3:45	Kickoff	WAS 26	15	54	0	54	4	ATL 20	End of Game

(238) Average WAS 24

* inside opponent's 20

Time of Possession by Quarter

	1st	2nd	3rd	4th	OT	Total
Visitor Atlanta Falcons	8:18	7:01	7:38	9:59		32:56
Home Washington Redskins	6:42	7:59	7:22	5:01		27:04

Kickoff Drive No.-Start Average

Falcons: 3 - ATL 25 Redskins: 7 - WAS 24

Play By Play

First Quarter

11/4/2018

ATL wins the coin toss and elects to defer. WAS elects to Receive, and ATL elects to defend the west goal.

M.Bosher kicks 65 yards from ATL 35 to end zone, Touchback.

Washington Redskins at 15:00

- 1-10-WAS 25 (15:00) A.Peterson up the middle to WAS 29 for 4 yards (D.Riley).
 2-6-WAS 29 (14:25) A.Smith pass short middle to J.Reed to WAS 35 for 6 yards (D.Riley).
 PENALTY on WAS-S.Lauvao, Offensive Holding, 10 yards, enforced at WAS 29 - No Play.
 2-16-WAS 19 (13:58) (Shotgun) A.Smith sacked at WAS 10 for -9 yards (G.Jarrett). WAS-S.Lauvao was injured during the play. He is Out.
 3-25-WAS 10 (13:34) (Shotgun) A.Smith pass short left to M.Harris to WAS 19 for 9 yards (D.Riley).
 4-16-WAS 19 (13:02) T.Way punts 62 yards to ATL 19, Center-N.Sundberg, downed by WAS-J.Chesson.

Atlanta Falcons at 12:50

- 1-10-ATL 19 (12:50) M.Ryan pass incomplete deep left to J.Jones (J.Norman).
 2-10-ATL 19 (12:44) (Shotgun) T.Coleman right guard to ATL 22 for 3 yards (M.Foster).
 3-7-ATL 22 (12:01) (Shotgun) M.Ryan pass short left to M.Sanu pushed ob at ATL 34 for 12 yards (Q.Dunbar). P1
1-10-ATL 34 (11:31) M.Ryan pass incomplete deep right to C.Ridley (Q.Dunbar).
 2-10-ATL 34 (11:25) I.Smith right end to ATL 38 for 4 yards (Z.Brown).
 3-6-ATL 38 (10:45) (Shotgun) M.Ryan pass short right to A.Hooper to WAS 39 for 23 yards (H.Clinton-Dix). P2
1-10-WAS 39 (9:56) (Shotgun) M.Ryan pass short left to T.Coleman for 39 yards, TOUCHDOWN. P3
 G.Tavecchio extra point is GOOD, Center-J.Harris, Holder-M.Bosher.

ATL 7 WAS 0, 7 plays, 81 yards, 3:04 drive, 5:14 elapsed
--

M.Bosher kicks 58 yards from ATL 35 to WAS 7. K.Bibbs to WAS 26 for 19 yards (B.Carter, K.Tandy).

Washington Redskins at 9:46, (1st play from scrimmage 9:38)

- 1-10-WAS 26 (9:38) A.Smith pass incomplete short middle to M.Floyd (K.Ishmael).
 2-10-WAS 26 (9:33) K.Bibbs left tackle to WAS 30 for 4 yards (F.Oluokun).
 3-6-WAS 30 (8:48) (Shotgun) PENALTY on ATL-V.Beasley, Neutral Zone Infraction, 5 yards, enforced at WAS 30 - No Play.
 Timeout #1 by WAS at 08:40.
 3-1-WAS 35 (8:40) (Shotgun) A.Smith pass short middle to P.Richardson to WAS 46 for 11 yards (D.Trufant). P1
1-10-WAS 46 (8:01) A.Peterson right end to WAS 45 for -1 yards (G.Jarrett; D.Senat). WAS-M.Moses was injured during the play. His return is Questionable.
 PENALTY on WAS-M.Moses, Offensive Holding, 10 yards, enforced at WAS 46 - No Play. 76 - Knee injury
 1-20-WAS 36 (7:35) (Shotgun) A.Smith pass incomplete short right to J.Doctson.
 2-20-WAS 36 (7:31) (Shotgun) A.Smith pass short middle to A.Peterson to WAS 41 for 5 yards (F.Oluokun; S.Neasman).
 3-15-WAS 41 (6:46) (Shotgun) A.Smith pass incomplete deep middle to J.Doctson (I.Oliver).
 4-15-WAS 41 (6:39) T.Way punts 53 yards to ATL 6, Center-N.Sundberg. J.Hardy to ATL 10 for 4 yards (D.Johnson; J.Chesson).

Atlanta Falcons at 6:28

- 1-10-ATL 10 (6:28) M.Ryan pass short right to J.Jones pushed ob at ATL 22 for 12 yards (Q.Dunbar). P4
1-10-ATL 22 (5:58) M.Ryan pass incomplete deep middle to C.Ridley.
 2-10-ATL 22 (5:52) T.Coleman left end to ATL 33 for 11 yards (P.Smith). R5
1-10-ATL 33 (5:12) (Shotgun) M.Ryan pass short middle to M.Sanu to ATL 40 for 7 yards (F.Moreau).
 2-3-ATL 40 (4:38) M.Ryan pass short left to I.Smith to ATL 44 for 4 yards (P.McPhee). P6
1-10-ATL 44 (3:53) (Shotgun) M.Ryan pass incomplete short left to M.Hall (P.McPhee, Q.Dunbar).
 2-10-ATL 44 (3:49) T.Coleman up the middle to ATL 48 for 4 yards (M.Ioannidis).
 3-6-ATL 48 (3:09) (Shotgun) M.Ryan pass short left to T.Coleman pushed ob at WAS 44 for 8 yards (Q.Dunbar). P7
1-10-WAS 44 (2:34) M.Ryan pass incomplete short left.
 2-10-WAS 44 (2:30) (Shotgun) I.Smith right end to WAS 36 for 8 yards (J.Norman).
 3-2-WAS 36 (1:50) I.Smith up the middle to WAS 28 for 8 yards (J.Norman, F.Moreau). R8
1-10-WAS 28 (1:21) M.Ryan pass deep right intended for C.Ridley INTERCEPTED by Q.Dunbar at WAS 9. Q.Dunbar pushed ob at WAS 33 for 24 yards (J.Jones).

Washington Redskins at 1:14

- 1-10-WAS 33 (1:14) A.Peterson up the middle to WAS 36 for 3 yards (D.Riley).
 2-7-WAS 36 (:35) (Shotgun) A.Smith pass short left to A.Peterson to WAS 44 for 8 yards (F.Oluokun). P2

Atlanta Falcons vs Washington Redskins at FedExField

END OF QUARTER

	Score	Time Poss	First Downs				Efficiencies	
			R	P	X	T	3 Down	4 Down
Atlanta Falcons	7	8:18	2	6	0	8	4/4	0/0
Washington Redskins	0	6:42	0	2	0	2	1/3	0/0

Second Quarter

11/4/2018

Play By Play

Washington Redskins continued.

- 1-10-WAS 44 (15:00) (Shotgun) A.Peterson right end to WAS 42 for -2 yards (G.Jarrett; D.Riley).
 2-12-WAS 42 (14:18) (Shotgun) A.Smith pass incomplete short middle to M.Harris.
 3-12-WAS 42 (14:13) (Shotgun) A.Smith pass short middle to J.Reed to 50 for 8 yards (D.Campbell).
 4-4-50 (13:35) T.Way punts 36 yards to ATL 14, Center-N.Sundberg, fair catch by J.Hardy.

Atlanta Falcons at 13:29

- 1-10-ATL 14 (13:29) (Shotgun) M.Ryan pass incomplete short left to T.Coleman.
 2-10-ATL 14 (13:25) T.Coleman right guard to ATL 18 for 4 yards (M.Ioannidis).
 3-6-ATL 18 (12:44) (Shotgun) M.Ryan pass deep left to J.Jones to ATL 39 for 21 yards (H.Clinton-Dix) [J.Harvey-Clemons]. P9
1-10-ATL 39 (12:07) M.Ryan pass short left to C.Ridley to ATL 36 for -3 yards (D.Johnson).
 2-13-ATL 36 (11:24) (Shotgun) M.Ryan pass deep middle to J.Jones to WAS 38 for 26 yards (H.Clinton-Dix). P10
1-10-WAS 38 (10:44) M.Ryan pass incomplete short right to I.Smith.
 2-10-WAS 38 (10:39) T.Coleman right end to WAS 32 for 6 yards (F.Moreau; M.Foster).
 3-4-WAS 32 (9:59) (Shotgun) M.Ryan pass short middle to A.Hooper to WAS 12 for 20 yards (H.Clinton-Dix). P11
1-10-WAS 12 (9:16) I.Smith left tackle for 12 yards, TOUCHDOWN. R12
 G.Tavecchio extra point is GOOD, Center-J.Harris, Holder-M.Bosher.

ATL 14 WAS 0, 9 plays, 86 yards, 4:19 drive, 5:50 elapsed

M.Bosher kicks 60 yards from ATL 35 to WAS 5. G.Stroman to WAS 20 for 15 yards (R.Gage).

Washington Redskins at 9:10, (1st play from scrimmage 9:05)

- 1-10-WAS 20 (9:05) A.Smith pass incomplete short right [B.Reed].
 2-10-WAS 20 (8:56) A.Smith pass incomplete short left to P.Richardson.
 3-10-WAS 20 (8:53) (Shotgun) A.Smith pass short middle to V.Davis to WAS 31 for 11 yards (B.Carter). P3
1-10-WAS 31 (8:10) A.Peterson right end to WAS 31 for no gain (B.Carter).
 2-10-WAS 31 (7:31) (Shotgun) A.Smith pass short left to J.Reed pushed ob at WAS 43 for 12 yards (S.Neasman). P4
1-10-WAS 43 (6:54) A.Smith pass short right to J.Doctson ran ob at WAS 48 for 5 yards [F.Oluokun].
 2-5-WAS 48 (6:08) (Shotgun) A.Peterson right end to ATL 41 for 11 yards (G.Jarrett; D.Kazee). R5
1-10-ATL 41 (5:23) A.Smith scrambles right end to ATL 19 for 22 yards (B.Poole). R6
1-10-ATL 19 (4:39) A.Peterson left end to ATL 20 for -1 yards (F.Oluokun).
 2-11-ATL 20 (3:56) A.Smith pass short middle to M.Harris to ATL 2 for 18 yards (B.Poole). P7
1-2-ATL 2 (3:15) A.Smith pass short left to J.Doctson for 2 yards, TOUCHDOWN. P8
 D.Hopkins extra point is GOOD, Center-N.Sundberg, Holder-T.Way.

ATL 14 WAS 7, 11 plays, 80 yards, 6:00 drive, 11:50 elapsed

D.Hopkins kicks 65 yards from WAS 35 to end zone, Touchback.

Atlanta Falcons at 3:10

- 1-10-ATL 25 (3:10) M.Ryan sacked at ATL 20 for -5 yards (R.Kerrigan).
 2-15-ATL 20 (2:29) (Shotgun) M.Ryan pass short left to C.Ridley to ATL 25 for 5 yards (M.Ioannidis).

Two-Minute Warning

- 3-10-ATL 25 (2:00) (Shotgun) M.Ryan pass short middle to M.Sanu to ATL 41 for 16 yards (J.Harvey-Clemons). P13
1-10-ATL 41 (1:23) (Shotgun) T.Coleman right tackle to ATL 44 for 3 yards (M.Ioannidis).
 2-7-ATL 44 (:56) (Shotgun) M.Ryan pass incomplete short middle to M.Sanu (F.Moreau).
 PENALTY on WAS-F.Moreau, Defensive Pass Interference, 15 yards, enforced at ATL 44 - No Play. X14
1-10-WAS 41 (:51) (Shotgun) M.Ryan sacked at WAS 49 for -8 yards (M.Ioannidis).
 Timeout #1 by ATL at 00:44.
 2-18-WAS 49 (:44) (Shotgun) M.Ryan pass short middle to J.Jones to WAS 40 for 9 yards (J.Norman; M.Nicholson).
 Timeout #2 by ATL at 00:36.
 3-9-WAS 40 (:36) (Shotgun) M.Ryan pass short middle to C.Ridley for 40 yards, TOUCHDOWN. P15
 G.Tavecchio extra point is GOOD, Center-J.Harris, Holder-M.Bosher.

ATL 21 WAS 7, 7 plays, 75 yards, 1 penalty, 2:42 drive, 14:32 elapsed

M.Bosher kicks 64 yards from ATL 35 to WAS 1. G.Stroman to WAS 22 for 21 yards (B.Carter, J.Bethel).

Washington Redskins at 0:28, (1st play from scrimmage 0:23)

Atlanta Falcons vs Washington Redskins at FedExField

1-10-WAS 22 (:23) (Shotgun) K.Bibbs right end pushed ob at WAS 35 for 13 yards (S.Neasman).

R9

1-10-WAS 35 (:17) (Shotgun) A.Smith pass short right to K.Bibbs to 50 for 15 yards (D.Riley; D.Campbell).

P10

Timeout #2 by WAS at 00:10.

1-10-50 (:10) (Shotgun) A.Smith pass deep left to J.Doctson to ATL 22 for 28 yards (D.Kazee).

PENALTY on WAS-M.Moses, Offensive Holding, 10 yards, enforced at 50 - No Play.

1-20-WAS 40 (:01) (Shotgun) A.Smith pass short middle to M.Harris to ATL 45 for 15 yards (D.Kazee).

END OF QUARTER

	Score	Time Poss	First Downs				Efficiencies	
			R	P	X	T	3 Down	4 Down
Atlanta Falcons	21	7:01	1	5	1	7	4/4	0/0
Washington Redskins	7	7:59	3	5	0	8	1/2	0/0

Third Quarter

11/4/2018

Play By Play

ATL elects to Receive, and WAS elects to defend the East goal.

D.Hopkins kicks 65 yards from WAS 35 to end zone, Touchback.

Atlanta Falcons at 15:00

1-10-ATL 25	(15:00) T.Coleman left end to ATL 34 for 9 yards (M.Ioannidis).	
2-1-ATL 34	(14:24) T.Coleman left guard to 50 for 16 yards (H.Clinton-Dix).	R16
<u>1-10-50</u>	(13:50) T.Coleman left end to WAS 43 for 7 yards (Q.Dunbar).	
2-3-WAS 43	(13:11) (Shotgun) M.Ryan pass short middle to C.Ridley to WAS 33 for 10 yards (Q.Dunbar, M.Foster).	P17
<u>1-10-WAS 33</u>	(12:34) M.Ryan pass short right to J.Jones to WAS 22 for 11 yards (J.Norman).	P18
<u>1-10-WAS 22</u>	(11:55) I.Smith left guard to WAS 19 for 3 yards (J.Allen).	
2-7-WAS 19	(11:18) PENALTY on ATL-B.Garland, False Start, 5 yards, enforced at WAS 19 - No Play.	
2-12-WAS 24	(10:55) (Shotgun) PENALTY on WAS-J.Allen, Neutral Zone Infraction, 5 yards, enforced at WAS 24 - No Play.	
2-7-WAS 19	(10:42) T.Coleman left tackle to WAS 10 for 9 yards (H.Clinton-Dix; Q.Dunbar).	R19
<u>1-10-WAS 10</u>	(10:04) M.Ryan pass short right to T.Coleman for 10 yards, TOUCHDOWN.	P20
	G.Tavecchio extra point is GOOD, Center-J.Harris, Holder-M.Bosher.	

ATL 28 WAS 7, 8 plays, 75 yards, 1 penalty, 5:02 drive, 5:02 elapsed

M.Bosher kicks 59 yards from ATL 35 to WAS 6. G.Stroman to WAS 23 for 17 yards (J.Bethel, B.Carter).

Washington Redskins at 9:58, (1st play from scrimmage 9:53)

1-10-WAS 23	(9:53) (Shotgun) A.Smith pass incomplete deep right to V.Davis (D.Trufant).	
2-10-WAS 23	(9:49) (Shotgun) A.Smith pass short left to M.Harris ran ob at WAS 29 for 6 yards.	
3-4-WAS 29	(9:13) (Shotgun) A.Smith pass deep left to J.Doctson pushed ob at ATL 47 for 24 yards (I.Oliver).	P11
	PENALTY on WAS-J.Doctson, Taunting, 15 yards, enforced at ATL 47.	
<u>1-10-WAS 38</u>	(8:41) A.Peterson left end to WAS 38 for no gain (J.Richards).	
2-10-WAS 38	(7:59) (Shotgun) A.Smith pass short left to A.Peterson pushed ob at ATL 37 for 25 yards (JA.Crawford).	
	PENALTY on WAS-B.Scherff, Offensive Holding, 10 yards, enforced at WAS 41.	
2-17-WAS 31	(7:33) (Shotgun) A.Smith pass incomplete deep middle to P.Richardson. WAS-B.Scherff was injured during the play. He is Out. 75 - Shoulder injury	
	PENALTY on WAS-M.Moses, Unsportsmanlike Conduct, 15 yards, enforced at WAS 31.	
3-32-WAS 16	(7:09) (Shotgun) A.Smith pass short right to J.Reed pushed ob at WAS 26 for 10 yards (B.Poole).	
4-22-WAS 26	(7:02) T.Way punts 51 yards to ATL 23, Center-N.Sundberg, fair catch by J.Hardy.	

Atlanta Falcons at 6:55

1-10-ATL 23	(6:55) I.Smith right end to ATL 29 for 6 yards (J.Allen).	
2-4-ATL 29	(6:11) M.Ryan pass incomplete short middle to J.Jones (J.Norman).	
3-4-ATL 29	(6:08) (Shotgun) M.Ryan pass incomplete short middle to M.Sanu (F.Moreau).	
4-4-ATL 29	(6:04) M.Bosher punts 48 yards to WAS 23, Center-J.Harris, fair catch by G.Stroman.	

Washington Redskins at 5:57

1-10-WAS 23	(5:57) (Shotgun) A.Peterson left end pushed ob at WAS 27 for 4 yards (S.Neasman).	
2-6-WAS 27	(5:37) (No Huddle, Shotgun) A.Smith pass deep left to M.Harris to ATL 40 for 33 yards (S.Neasman).	P12
<u>1-10-ATL 40</u>	(4:57) (Shotgun) A.Smith pass short right to P.Richardson to ATL 35 for 5 yards (B.Poole; B.Carter).	
2-5-ATL 35	(4:30) (No Huddle, Shotgun) A.Smith pass short middle to M.Harris to ATL 20 for 15 yards (D.Kazee).	P13
<u>1-10-ATL 20</u>	(3:53) A.Smith pass incomplete short right to A.Peterson.	
	PENALTY on WAS-G.Christian, Offensive Holding, 10 yards, enforced at ATL 20 - No Play.	
1-20-ATL 30	(3:47) (Shotgun) A.Smith pass incomplete short middle to P.Richardson.	
2-20-ATL 30	(3:40) (Shotgun) A.Smith pass incomplete short left to J.Reed (S.Neasman).	
3-20-ATL 30	(3:35) (Shotgun) A.Smith pass short middle to V.Davis to ATL 13 for 17 yards (D.Kazee) [V.Beasley].	
4-3-ATL 13	(2:46) (Shotgun) A.Smith pass short middle to V.Davis to ATL 3 for 10 yards (D.Campbell).	P14
<u>1-3-ATL 3</u>	(2:20) K.Bibbs left end for 3 yards, TOUCHDOWN.	R15
	D.Hopkins extra point is GOOD, Center-N.Sundberg, Holder-T.Way.	

ATL 28 WAS 14, 9 plays, 77 yards, 3:42 drive, 12:45 elapsed

D.Hopkins kicks 65 yards from WAS 35 to end zone, Touchback.

Atlanta Falcons at 2:15

1-10-ATL 25	(2:15) M.Ryan pass short right to A.Hooper to ATL 23 for -2 yards (Z.Brown) [R.Kerrigan].	
-------------	---	--

Atlanta Falcons vs Washington Redskins at FedExField

- 2-12-ATL 23 (1:35) (Shotgun) M.Ryan pass incomplete short right to T.Coleman.
- 3-12-ATL 23 (1:31) (Shotgun) M.Ryan pass short right to J.Jones to ATL 30 for 7 yards (H.Clinton-Dix; J.Norman).
- 4-5-ATL 30 (:48) M.Bosher punts 55 yards to WAS 15, Center-J.Harris. G.Stroman to WAS 15 for no gain (J.Bethel).

Washington Redskins at 0:37

- 1-10-WAS 15 (:37) (Shotgun) A.Smith pass short middle to V.Davis to WAS 35 for 20 yards (J.Richards).
- 1-10-WAS 35 (:12) (No Huddle, Shotgun) A.Peterson right end to WAS 33 for -2 yards (D.Shelby).

P16

END OF QUARTER	Score	Time Poss	First Downs				Efficiencies	
			R	P	X	T	3 Down	4 Down
Atlanta Falcons	28	7:38	2	3	0	5	0/2	0/0
Washington Redskins	14	7:22	1	5	0	6	1/3	1/1

Fourth Quarter

11/4/2018

Play By Play

Washington Redskins continued.

- 2-12-WAS 33 (15:00) (Shotgun) A.Smith pass short right to V.Davis to WAS 37 for 4 yards (K.Ishmael).
 3-8-WAS 37 (14:19) (Shotgun) A.Smith pass incomplete short right to V.Davis (B.Wreh-Wilson).
 PENALTY on ATL-T.McKinley, Defensive Offside, 5 yards, enforced at WAS 37 - No Play.
 3-3-WAS 42 (14:14) (Shotgun) A.Smith sacked ob at WAS 38 for -4 yards (JA.Crawford).
 Penalty on WAS-G.Christian, Offensive Holding, declined.
 Penalty on WAS-M.Moses, Offensive Holding, declined.
 4-7-WAS 38 (13:57) T.Way punts 43 yards to ATL 19, Center-N.Sundberg, fair catch by J.Hardy.

Atlanta Falcons at 13:52

- 1-10-ATL 19 (13:52) T.Coleman left end pushed ob at ATL 30 for 11 yards (Z.Brown). R21
 1-10-ATL 30 (13:18) PENALTY on ATL-A.Mack, False Start, 5 yards, enforced at ATL 30 - No Play.
 1-15-ATL 25 (13:06) M.Ryan pass short right to C.Ridley pushed ob at ATL 30 for 5 yards (D.Johnson).
 2-10-ATL 30 (12:32) (Shotgun) M.Ryan pass short middle to C.Ridley to ATL 44 for 14 yards (M.Nicholson). P22
 1-10-ATL 44 (11:53) T.Coleman up the middle pushed ob at WAS 31 for 25 yards (M.Nicholson).
 PENALTY on ATL-B.Garland, Offensive Holding, 10 yards, enforced at ATL 47.
 1-17-ATL 37 (11:35) I.Smith left end to 50 for 13 yards (M.Nicholson).
 2-4-50 (10:53) I.Smith left end to WAS 49 for 1 yard (M.Foster).
 3-3-WAS 49 (10:10) (Shotgun) M.Ryan pass short right to I.Smith pushed ob at WAS 30 for 19 yards (F.Moreau).
 PENALTY on ATL-A.Hooper, Offensive Pass Interference, 10 yards, enforced at WAS 49 - No Play.
 3-13-ATL 41 (9:40) (Shotgun) M.Ryan pass incomplete deep left to J.Jones (J.Norman).
 PENALTY on WAS-J.Norman, Defensive Pass Interference, 47 yards, enforced at ATL 41 - No Play. X23
 1-10-WAS 12 (9:31) (Shotgun) M.Ryan pass short right to M.Sanu for 12 yards, TOUCHDOWN NULLIFIED by Penalty.
 PENALTY on ATL-M.Hall, Offensive Pass Interference, 10 yards, enforced at WAS 12 - No Play.
 1-20-WAS 22 (9:25) T.Coleman up the middle to WAS 20 for 2 yards (D.Payne; M.Ioannidis).
 2-18-WAS 20 (8:41) (Shotgun) M.Ryan pass short middle to T.Coleman to WAS 11 for 9 yards (M.Foster, J.Norman).
 3-9-WAS 11 (7:56) (Shotgun) M.Ryan pass short right to T.Coleman to WAS 9 for 2 yards (J.Harvey-Clemons).
 4-7-WAS 9 (7:13) G.Tavecchio 27 yard field goal is GOOD, Center-J.Harris, Holder-M.Bosher.

ATL 31 WAS 14, 10 plays, 72 yards, 1 penalty, 6:43 drive, 7:51 elapsed

M.Bosher kicks 65 yards from ATL 35 to end zone, Touchback.

Washington Redskins at 7:09

- 1-10-WAS 25 (7:09) (Shotgun) A.Smith pass deep right intended for V.Davis INTERCEPTED by D.Kazee (B.Wreh-Wilson) at ATL 44. D.Kazee ran ob at ATL 44 for no gain.

Atlanta Falcons at 7:01

- 1-10-ATL 44 (7:01) M.Ryan pass incomplete deep right to J.Jones.
 2-10-ATL 44 (6:56) I.Smith left end to ATL 47 for 3 yards (R.Kerrigan).
 3-7-ATL 47 (6:12) (Shotgun) M.Ryan pass short middle to M.Sanu to WAS 43 for 10 yards (F.Moreau; J.Harvey-Clemons). P24
 1-10-WAS 43 (5:24) C.Ridley left end to WAS 37 for 6 yards (R.Anderson). End around
 2-4-WAS 37 (4:39) I.Smith left end to WAS 35 for 2 yards (J.Allen).
 3-2-WAS 35 (3:55) M.Ryan pass short left to J.Jones for 35 yards, TOUCHDOWN. P25
 G.Tavecchio extra point is GOOD, Center-J.Harris, Holder-M.Bosher.

ATL 38 WAS 14, 6 plays, 56 yards, 3:16 drive, 11:15 elapsed

M.Bosher kicks 62 yards from ATL 35 to WAS 3. G.Stroman to WAS 26 for 23 yards (E.Saubert; K.Tandy).

Washington Redskins at 3:45, (1st play from scrimmage 3:38)

- 1-10-WAS 26 (3:38) S.Perine up the middle to WAS 35 for 9 yards (D.Kazee).
 2-1-WAS 35 (3:10) A.Smith pass short left to M.Harris pushed ob at WAS 43 for 8 yards (I.Oliver). P17
 1-10-WAS 43 (3:06) (Shotgun) A.Smith pass short right to M.Harris to WAS 48 for 5 yards (D.Trufant).
 2-5-WAS 48 (2:41) (No Huddle, Shotgun) A.Smith pass incomplete deep middle to M.Harris.
 3-5-WAS 48 (2:36) (Shotgun) A.Smith pass short left to M.Harris to ATL 45 for 7 yards (B.Poole). P18
 1-10-ATL 45 (2:13) (No Huddle, Shotgun) A.Smith pass short left to S.Perine to ATL 37 for 8 yards (D.Campbell, I.Oliver).

Two-Minute Warning

- 2-2-ATL 37 (2:00) (Shotgun) A.Smith sacked at ATL 43 for -6 yards (JA.Crawford).
 3-8-ATL 43 (1:30) (Shotgun) S.Perine right guard to ATL 32 for 11 yards (F.Oluokun). R19

Atlanta Falcons vs Washington Redskins at FedExField

- 1-10-ATL 32 (1:04) (No Huddle, Shotgun) A.Smith pass short left to J.Reed to ATL 28 for 4 yards (F.Oluokun).
Timeout #1 by WAS at 00:57.
- 2-6-ATL 28 (:57) (Shotgun) A.Smith pass incomplete deep middle to J.Reed.
- 3-6-ATL 28 (:52) (Shotgun) A.Smith pass incomplete short right to S.Perine.
Penalty on WAS-C.Roullier, Ineligible Downfield Pass, declined.
- 4-6-ATL 28 (:46) A.Smith pass short left to M.Harris to ATL 20 for 8 yards (I.Oliver).
- 1-10-ATL 20 (:27) A.Smith pass incomplete deep left to J.Doctson (S.Neasman).
- 2-10-ATL 20 (:22) (Shotgun) A.Smith pass incomplete deep left to P.Richardson (I.Oliver).
- 3-10-ATL 20 (:17) (Shotgun) A.Smith pass short left to S.Perine to ATL 20 for no gain (D.Senat).

P20

END OF QUARTER	Score	Time Poss	First Downs				Efficiencies	
			R	P	X	T	3 Down	4 Down
Atlanta Falcons	38	9:59	1	3	1	5	2/3	0/0
Washington Redskins	14	5:01	1	3	0	4	2/5	1/1

Miscellaneous Statistics Report

Atlanta Falcons vs Washington Redskins

11/4/2018 at FedExField

Ten Longest Plays for Atlanta Falcons

Yards	Qtr	Play Start	Play Description
40	2	3-9-WAS 40	(:36) (Shotgun) M.Ryan pass short middle to C.Ridley for 40 yards, TOUCHDOWN.
39	1	1-10-WAS 39	(9:56) (Shotgun) M.Ryan pass short left to T.Coleman for 39 yards, TOUCHDOWN.
35	4	3-2-WAS 35	(3:55) M.Ryan pass short left to J.Jones for 35 yards, TOUCHDOWN.
26	2	2-13-ATL 36	(11:24) (Shotgun) M.Ryan pass deep middle to J.Jones to WAS 38 for 26 yards (H.Clinton-Dix).
23	1	3-6-ATL 38	(10:45) (Shotgun) M.Ryan pass short right to A.Hooper to WAS 39 for 23 yards (H.Clinton-Dix).
21	2	3-6-ATL 18	(12:44) (Shotgun) M.Ryan pass deep left to J.Jones to ATL 39 for 21 yards (H.Clinton-Dix) [J.Harvey-Clemons].
20	2	3-4-WAS 32	(9:59) (Shotgun) M.Ryan pass short middle to A.Hooper to WAS 12 for 20 yards (H.Clinton-Dix).
16	2	3-10-ATL 25	(2:00) (Shotgun) M.Ryan pass short middle to M.Sanu to ATL 41 for 16 yards (J.Harvey-Clemons).
16	3	2-1-ATL 34	(14:24) T.Coleman left guard to 50 for 16 yards (H.Clinton-Dix).
14	4	2-10-ATL 30	(12:32) (Shotgun) M.Ryan pass short middle to C.Ridley to ATL 44 for 14 yards (M.Nicholson).

Ten Longest Plays for Washington Redskins

Yards	Qtr	Play Start	Play Description
33	3	2-6-WAS 27	(5:37) (No Huddle, Shotgun) A.Smith pass deep left to M.Harris to ATL 40 for 33 yards (S.Neasman).
22	2	1-10-ATL 41	(5:23) A.Smith scrambles right end to ATL 19 for 22 yards (B.Poole).
20	3	1-10-WAS 15	(:37) (Shotgun) A.Smith pass short middle to V.Davis to WAS 35 for 20 yards (J.Richards).
18	2	2-11-ATL 20	(3:56) A.Smith pass short middle to M.Harris to ATL 2 for 18 yards (B.Poole).
17	3	3-20-ATL 30	(3:35) (Shotgun) A.Smith pass short middle to V.Davis to ATL 13 for 17 yards (D.Kazee) [V.Beasley].
15	2	1-10-WAS 35	(:17) (Shotgun) A.Smith pass short right to K.Bibbs to 50 for 15 yards (D.Riley; D.Campbell).
15	2	1-20-WAS 40	(:01) (Shotgun) A.Smith pass short middle to M.Harris to ATL 45 for 15 yards (D.Kazee).
15	3	2-5-ATL 35	(4:30) (No Huddle, Shotgun) A.Smith pass short middle to M.Harris to ATL 20 for 15 yards (D.Kazee).
13	2	1-10-WAS 22	(:23) (Shotgun) K.Bibbs right end pushed ob at WAS 35 for 13 yards (S.Neasman).
12	2	2-10-WAS 31	(7:31) (Shotgun) A.Smith pass short left to J.Reed pushed ob at WAS 43 for 12 yards (S.Neasman).

Touchdown Scoring Information

		Offense	Defense	Special Teams
VISITOR	Atlanta Falcons	5	0	0
HOME	Washington Redskins	2	0	0

Player Scoring Information

Club	Player	TD	Rush TD	Rec TD	KO TD	Punt TD	Int TD	Fum TD	Misc TD	FG	XP	2Pt Rush	2Pt Rec	Sfty	Points
ATL	T.Coleman	0	0	2	0	0	0	0	0	0	0	0	0	0	12
ATL	G.Tavecchio	0	0	0	0	0	0	0	0	1	5	0	0	0	8
ATL	I.Smith	0	1	0	0	0	0	0	0	0	0	0	0	0	6
ATL	J.Jones	0	0	1	0	0	0	0	0	0	0	0	0	0	6
ATL	C.Ridley	0	0	1	0	0	0	0	0	0	0	0	0	0	6
WAS	K.Bibbs	0	1	0	0	0	0	0	0	0	0	0	0	0	6
WAS	J.Doctson	0	0	1	0	0	0	0	0	0	0	0	0	0	6
WAS	D.Hopkins	0	0	0	0	0	0	0	0	0	2	0	0	0	2

Possession Detail

	First Half		Second Half		Game	
	Visitor	Home	Visitor	Home	Visitor	Home
Largest Lead	14	0	24	0	24	0
Drives Leading	3	0	5	0	8	0
Time of Possession Leading	12:15	0:00	17:37	0:00	29:52	0:00
Largest Deficit	0	-14	0	-24	0	-24
Drives Trailing	0	4	0	5	0	9
Time of Possession Trailing	0:00	12:31	0:00	12:23	0:00	24:54
Times Score Tied Up		0		0		0
Lead Changes		1		0		1

Playtime Percentage

Percent of playtime per player on offense, defense and special teams

Atlanta Falcons

Washington Redskins

		Offense	Defense	Special Teams				Offense	Defense	Special Teams			
B Garland	G	68	100%	6	24%	T Nsekhe	T	69	100%	2	8%		
W Schweitzer	C	68	100%	6	24%	C Roullier	C	69	100%	2	8%		
R Schraeder	T	68	100%	6	24%	A Smith	QB	69	100%				
J Matthews	T	68	100%	6	24%	J Doctson	WR	68	99%				
M Ryan	QB	68	100%			T Bergstrom	G	66	96%	2	8%		
A Mack	C	68	100%			M Moses	T	61	88%	2	8%		
J Jones	WR	55	81%	1	1%	M Harris	WR	60	87%				
A Hooper	TE	54	79%	6	24%	P Richardson	WR	54	78%				
C Ridley	WR	47	69%			G Christian	T	40	58%				
M Sanu	WR	47	69%			B Scherff	G	37	54%	1	4%		
T Coleman	RB	39	57%	1	4%	J Reed	TE	37	54%				
L Paulsen	TE	30	44%	11	44%	V Davis	TE	32	46%				
I Smith	RB	28	41%			A Peterson	RB	32	46%				
M Hall	WR	14	21%	10	40%	K Bibbs	RB	21	30%	7	28%		
J Hardy	WR	14	21%	8	32%	S Perine	RB	15	22%	14	56%		
E Saubert	TE	6	9%	16	64%	M Floyd	WR	14	20%	9	36%		
R Ortiz	FB	6	9%	3	12%	J Sprinkle	TE	12	17%	16	64%		
I Oliver	CB		69	100%	1	4%	S Lauvao	G	3	4%			
D Kazee	SS		69	100%			D Swearinger	FS		68	100%		
D Trufant	CB		69	100%			J Norman	CB		68	100%		
B Poole	CB		60	87%	5	20%	M Foster	LB		68	100%		
F Oluokun	LB		51	74%	11	44%	D Payne	NT		56	82%	6	24%
V Beasley	LB		50	72%	1	4%	P Smith	LB		56	82%		
S Neasman	SS		49	71%	14	56%	J Allen	DE		54	79%	7	28%
D Campbell	LB		48	70%	1	4%	Z Brown	LB		53	78%		
T McKinley	DE		47	68%	1	4%	R Kerrigan	LB		52	76%	6	24%
G Jarrett	DT		44	64%	3	12%	M Ioannidis	DE		49	72%	2	8%
J Crawford	DT		42	61%	2	8%	H Clinton-Dix	FS		48	71%	3	12%
T McClain	DT		26	38%	2	8%	F Moreau	CB		45	66%	2	8%
D Senat	NT		26	38%			D Johnson	CB		36	53%	17	68%
D Riley	LB		22	32%	10	40%	Q Dunbar	CB		26	38%		
B Reed	DE		21	30%	2	8%	M Nicholson	SS		22	32%	9	36%
J Richards	SS		19	28%	5	20%	P McPhee	LB		16	24%		
D Shelby	DE		19	28%	2	8%	J Harvey-Clemons	LB		14	21%	17	68%
B Wreh-Wilson	CB		13	19%	13	52%	R Anderson	LB		12	18%	14	56%
B Carter	LB		10	14%	16	64%	D Everett	SS		4	6%	23	92%
K Ishmael	FS		3	4%	17	68%	G Stroman	CB		1	1%	18	72%
K Tandy	FS				18	72%	Z Vigil	LB				23	92%
R Gage	WR				16	64%	J Chesson	WR				23	92%
J Bethel	CB				15	60%	S Hamilton	LB				17	68%
M Boshier	P				15	60%	T Settle	NT				8	32%
J Harris	LS				8	32%	T Way	P				7	28%
G Tavecchio	K				6	24%	N Sundberg	LS				7	28%
T Sambrailo	T				6	24%	C Brantley	DE				6	24%
Z Beadles	G				6	24%							

National Football League Game Summary

NFL Copyright © 2018 by The National Football League. All rights reserved. This summary and play-by-play is for the express purpose of assisting media in their coverage of the game; any other use of this material is prohibited without the written permission of the National Football League. Updated: 11/11/2018

Date: Sunday, 11/11/2018

Washington Redskins at Tampa Bay Buccaneers

Start Time: 1:02 PM EST

at Raymond James Stadium, Tampa, FL

Game Day Weather

Game Weather: Clear
Played Outdoor on Turf: Natural Grass

Temp: 82° F (27.8° C) Humidity: 59%, Wind: ENE 3 mph
Outdoor Weather: Clear, Wind Chill: 85

Officials

Referee: Allen, Brad (122) Umpire: Fowler, Ruben (71) Down Judge: Mello, Jim (48)
Line Judge: Bolinger, Brian (40) Field Judge: Weatherford, Mike (116) Side Judge: Novak, Scott (1)
Back Judge: Miles, Terrence (111) Replay Official: Weidner, Paul (0)

Lineups

Washington Redskins

Tampa Bay Buccaneers

Offense			Defense			Offense			Defense		
TE	87	J.Sprinkle	DE	93	J.Allen	WR	11	D.Jackson	DE	94	C.Nassib
LT	79	T.Nsekhe	NT	95	D.Payne	WR	10	A.Humphries	DT	93	G.McCoy
LG	72	J.Cooper	SLB	94	P.Smith	LT	76	D.Smith	DT	91	B.Allen
C	73	C.Roullier	MLB	53	Z.Brown	LG	74	A.Marpet	DE	90	J.Pierre-Paul
RG	66	T.Bergstrom	MLB	54	M.Foster	C	66	R.Jensen	SLB	59	D.Bond
RT	76	M.Moses	WLB	91	R.Kerrigan	RG	77	C.Benench	MLB	53	A.Taylor
TE	86	J.Reed	CB	31	F.Moreau	RT	69	D.Dotson	WLB	54	L.David
TE	85	V.Davis	CB	24	J.Norman	TE	80	O.Howard	CB	33	C.Davis III
WR	83	B.Quick	SS	20	H.Clinton-Dix	WR	13	M.Evans	CB	24	B.Grimes
RB	26	A.Peterson	FS	36	D.Swearinger	QB	14	R.Fitzpatrick	S	31	J.Whitehead
QB	11	A.Smith	DB	41	D.Johnson	RB	25	P.Barber	S	21	J.Evans

Substitutions

Substitutions

K 3 D.Hopkins, P 5 T.Way, WR 13 M.Harris, WR 16 J.Chesson, WR 17 M.Floyd, WR 18 J.Doctson, S 22 D.Everett, RB 32 S.Perine, S 35 M.Nicholson, CB 37 G.Stroman, CB 39 A.Alexander, LB 40 J.Harvey-Clemons, RB 46 K.Bibbs, LB 51 S.Hamilton, LB 52 R.Anderson, LS 57 N.Sundberg, LB 58 C.McKinzy, C 69 L.Bowanko, T 74 G.Christian, T 78 A.Howard, DT 92 S.McGee, DL 97 T.Settle, DL 98 M.Ioannidis

K 7 C.Catanzaro, P 9 B.Anger, WR 12 C.Godwin, WR 17 J.Watson, CB 22 Dev.Harris, S 26 A.Adams, CB 29 R.Smith, RB 32 J.Rodgers, DB 35 J.Elliott, RB 38 S.Wilson, S 39 I.Johnson, TE 45 A.Cross, LB 49 R.Bullough, DT 50 V.Vea, LB 52 C.Lynch, DE 57 N.Spence, T 61 L.Wester, OL 67 M.Liedtke, DE 71 Dem.Harris, TE 82 A.Auclair, TE 84 C.Brake, LS 89 G.Sanborn, DE 92 W.Gholston

Did Not Play

Did Not Play

QB 12 C.McCoy

QB 3 J.Winston

Not Active

Not Active

CB 23 Q.Dunbar, RB 25 C.Thompson, LB 56 Z.Vigil, T 71 T.Williams, WR 80 J.Crowder, LB 96 P.McPhee, DT 99 C.Brantley

QB 4 R.Griffin, RB 27 R.Jones II, CB 36 M.Stewart, DT 56 R.Nunez-Roches, OL 62 E.Smith, OL 65 A.Cappa, DE 97 V.Curry

Field Goals (made () & missed)

	D.Hopkins	(43)	(43)	(26)	C.Catanzaro	30WR	(33)	48WR		
		1	2	3	4	OT	Total			
VISITOR:	Washington Redskins	3	3	0	10	0	16			
HOME:	Tampa Bay Buccaneers	0	3	0	0	0	3			

Scoring Plays

Team	Qtr	Time	Play Description (Extra Point) (Drive Info)	Visitor	Home
Redskins	1	0:10	D.Hopkins 43 yd. Field Goal (8-55, 4:08)	3	0
Buccaneers	2	2:03	C.Catanzaro 33 yd. Field Goal (9-63, 3:55)	3	3
Redskins	2	0:20	D.Hopkins 43 yd. Field Goal (11-50, 1:43)	6	3
Redskins	4	14:07	J.Doctson 6 yd. pass from A.Smith (D.Hopkins kick) (8-62, 5:01)	13	3
Redskins	4	12:03	D.Hopkins 26 yd. Field Goal (4-6, 1:56)	16	3

Paid Attendance: 52,667

Time: 3:01

Washington Redskins vs Tampa Bay Buccaneers
11/11/2018 at Raymond James Stadium

Final Individual Statistics

Washington Redskins

RUSHING	ATT	YDS	AVG	LG	TD
A.Peterson	19	68	3.6	18	0
K.Bibbs	3	28	9.3	15	0
A.Smith	2	16	8.0	9	0
M.Harris	1	4	4.0	4	0
Total	25	116	4.6	18	0

PASSING	ATT	CMP	YDS	SK/YD	TD	LG	IN	RT
A.Smith	27	19	178	3/8	1	24	0	100.5
Total	27	19	178	3/8	1	24	0	100.5

PASS RECEIVING	TAR	REC	YDS	AVG	LG	TD
M.Harris	5	5	52	10.4	20	0
J.Reed	6	4	51	12.8	24	0
J.Doctson	4	4	46	11.5	15	1
M.Floyd	3	2	15	7.5	9	0
K.Bibbs	4	2	13	6.5	11	0
A.Peterson	2	2	1	0.5	2	0
J.Sprinkle	1	0	0	0.0	0	0
V.Davis	1	0	0	0.0	0	0
Total	26	19	178	9.4	24	1

INTERCEPTIONS	NO	YDS	AVG	LG	TD
J.Norman	1	32	32.0	32	0
G.Stroman	1	23	23.0	23	0
Total	2	55	27.5	32	0

PUNTING	NO	YDS	AVG	NET	TB	IN20	LG
T.Way	5	247	49.4	47.8	0	4	58
Total	5	247	49.4	47.8	0	4	58

PUNT RETURNS	NO	YDS	AVG	FC	LG	TD
[TOUCHBACK]	1	0	0.0	0	0	0
Total	0	0	0.0	0	0	0

KICKOFF RETURNS	NO	YDS	AVG	FC	LG	TD
D.Johnson	1	19	19.0	0	19	0
[TOUCHBACK]	1	0	0.0	0	0	0
Total	1	19	19.0	0	19	0

Tampa Bay Buccaneers

RUSHING	ATT	YDS	AVG	LG	TD
P.Barber	13	61	4.7	14	0
R.Fitzpatrick	8	35	4.4	8	0
S.Wilson	2	7	3.5	4	0
J.Rodgers	1	0	0.0	0	0
Total	24	103	4.3	14	0

PASSING	ATT	CMP	YDS	SK/YD	TD	LG	IN	RT
R.Fitzpatrick	41	29	406	2/8	0	29	2	82.0
Total	41	29	406	2/8	0	29	2	82.0

PASS RECEIVING	TAR	REC	YDS	AVG	LG	TD
J.Rodgers	8	8	102	12.8	24	0
C.Godwin	7	7	103	14.7	20	0
D.Jackson	8	5	67	13.4	24	0
M.Evans	6	3	51	17.0	23	0
A.Humphries	3	2	53	26.5	29	0
O.Howard	2	1	15	15.0	15	0
C.Brake	3	1	14	14.0	14	0
P.Barber	1	1	5	5.0	5	0
S.Wilson	3	1	-4	-4.0	-4	0
Total	41	29	406	14.0	29	0

INTERCEPTIONS	NO	YDS	AVG	LG	TD
Total	0	0	0	0	0

PUNTING	NO	YDS	AVG	NET	TB	IN20	LG
B.Anger	1	44	44.0	24.0	1	0	44
Total	1	44	44.0	24.0	1	0	44

PUNT RETURNS	NO	YDS	AVG	FC	LG	TD
A.Humphries	1	8	8.0	2	8	0
[DOWNED]	2	0	0.0	0	0	0
Total	1	8	8.0	2	8	0

KICKOFF RETURNS	NO	YDS	AVG	FC	LG	TD
[TOUCHBACK]	5	0	0.0	0	0	0
Total	0	0	0.0	0	0	0

Washington Redskins

FUMBLES	FUM	LOST	OWN-REC	YDS	TD	FORCED	OPP-REC	YDS	TD	OUT-BDS
Z.Brown	0	0	0	0	0	1	0	0	0	0
P.Smith	0	0	0	0	0	1	0	0	0	0
G.Stroman	0	0	0	0	0	1	0	0	0	0
H.Clinton-Dix	0	0	0	0	0	0	1	0	0	0
R.Kerrigan	0	0	0	0	0	0	1	0	0	0
Total	0	0	0	0	0	3	2	0	0	0

Tampa Bay Buccaneers

FUMBLES	FUM	LOST	OWN-REC	YDS	TD	FORCED	OPP-REC	YDS	TD	OUT-BDS
J.Rodgers	1	1	1	1	0	0	0	0	0	0
R.Fitzpatrick	1	1	1	0	0	0	0	0	0	0
C.Godwin	1	0	0	0	0	0	0	0	0	0
R.Jensen	1	0	0	-14	0	0	0	0	0	0
Total	4	2	2	-13	0	0	0	0	0	0

Washington Redskins vs Tampa Bay Buccaneers
11/11/2018 at Raymond James Stadium

Final Team Statistics

	Visitor Redskins	Home Buccaneers
TOTAL FIRST DOWNS	15	29
By Rushing	6	6
By Passing	7	22
By Penalty	2	1
THIRD DOWN EFFICIENCY	5-13-38%	6-10-60%
FOURTH DOWN EFFICIENCY	0-0-0%	0-0-0%
TOTAL NET YARDS	286	501
Total Offensive Plays (inc. times thrown passing)	55	67
Average gain per offensive play	5.2	7.5
NET YARDS RUSHING	116	103
Total Rushing Plays	25	24
Average gain per rushing play	4.6	4.3
Tackles for a loss-number and yards	5-9	1-2
NET YARDS PASSING	170	398
Times thrown - yards lost attempting to pass	3-8	2-8
Gross yards passing	178	406
PASS ATTEMPTS-COMPLETIONS-HAD INTERCEPTED	27-19-0	41-29-2
Avg gain per pass play (inc.# thrown passing)	5.7	9.3
KICKOFFS Number-In End Zone-Touchbacks	5-5-5	2-2-1
PUNTS Number and Average	5-49.4	1-44.0
Had Blocked	0	0
FGs - PATs Had Blocked	0-0	0-0
Net Punting Average	47.8	24.0
TOTAL RETURN YARDAGE (Not Including Kickoffs)	55	8
No. and Yards Punt Returns	0-0	1-8
No. and Yards Kickoff Returns	1-19	0-0
No. and Yards Interception Returns	2-55	0-0
PENALTIES Number and Yards	8-52	5-50
FUMBLES Number and Lost	0-0	4-2
TOUCHDOWNS	1	0
Rushing	0	0
Passing	1	0
EXTRA POINTS Made-Attempts	1-1	0-0
Kicking Made-Attempts	1-1	0-0
FIELD GOALS Made-Attempts	3-3	1-3
RED ZONE EFFICIENCY	1-2-50%	0-5-0%
GOAL TO GO EFFICIENCY	0-0-0%	0-1-0%
SAFETIES	0	0
FINAL SCORE	16	3
TIME OF POSSESSION	28:48	31:12

Washington Redskins vs Tampa Bay Buccaneers
11/11/2018 at Raymond James Stadium

Ball Possession And Drive Chart

Washington Redskins

#	Time Recd	Time Lost	Time Poss	How Ball Obtained	Drive Began	# Play	Yds Gain	Yds Pen	Net Yds	1st Down	Last Scrm	How Given Up
1	10:30	8:49	1:41	Interception	WAS 32	3	5	0	5	0	WAS 37	Punt
2	4:18	0:10	4:08	Punt	WAS 20	8	60	-5	55	3	TB 25	Field Goal
3	8:33	5:58	2:35	Missed FG	WAS 20	3	11	-5	6	0	WAS 26	Punt
4	2:03	0:20	1:43	Kickoff	WAS 25	11	60	-10	50	3	TB 25	Field Goal
5	15:00	11:03	3:57	Kickoff	WAS 19	6	29	-10	19	1	WAS 38	Punt
6	4:08	14:07	5:01	Missed FG	WAS 38	8	47	15	62	4	* TB 6	Touchdown
7	13:59	12:03	1:56	Interception	TB 14	4	16	-10	6	0	* TB 8	Field Goal
8	10:45	6:11	4:34	Fumble	WAS 20	7	30	0	30	2	50	Punt
9	3:30	0:17	3:13	Fumble	WAS 7	8	28	15	43	2	50	Punt

(267) Average WAS 30

Tampa Bay Buccaneers

#	Time Recd	Time Lost	Time Poss	How Ball Obtained	Drive Began	# Play	Yds Gain	Yds Pen	Net Yds	1st Down	Last Scrm	How Given Up
1	15:00	10:30	4:30	Kickoff	TB 25	8	56	0	56	4	* WAS 19	Interception
2	8:49	4:18	4:31	Punt	TB 15	7	51	-10	41	2	WAS 44	Punt
3	0:10	8:33	6:37	Kickoff	TB 25	13	73	-10	63	5	* WAS 12	Missed FG
4	5:58	2:03	3:55	Punt	TB 22	9	63	0	63	3	* WAS 15	Field Goal
5	0:20	0:00	0:20	Kickoff	TB 25	3	36	0	36	2	WAS 47	End of Half
6	11:03	4:08	6:55	Punt	TB 4	12	66	0	66	4	* WAS 30	Missed FG
7	14:07	13:59	0:08	Kickoff	TB 30	1	0	0	0	0	TB 30	Interception
8	12:03	10:45	1:18	Kickoff	TB 25	4	56	0	56	2	WAS 28	Fumble
9	6:11	3:30	2:41	Punt	TB 13	12	73	7	80	6	* WAS 2	Fumble
10	0:17	0:00	0:17	Punt	TB 6	1	18	0	18	1	TB 6	End of Game

(190) Average TB 19

* inside opponent's 20

Time of Possession by Quarter

	1st	2nd	3rd	4th	OT	Total
Visitor Washington Redskins	5:49	4:18	8:05	10:36		28:48
Home Tampa Bay Buccaneers	9:11	10:42	6:55	4:24		31:12

Kickoff Drive No.-Start Average

Redskins: 2 - WAS 22

Buccaneers: 5 - TB 26

Washington Redskins vs Tampa Bay Buccaneers
11/11/2018 at Raymond James Stadium

Final Defensive Statistics

Washington Redskins	Regular Defensive Plays											Special Teams					Misc			
	TKL	AST	COMB	SK	/ YDS	TFL	Q	IN	PD	FF	FR	TKL	AST	FF	FR	BL	TKL	AST	FF	FR
M.Foster	8	2	10	0	0	0	0	0	0	0	0	0	0	0	0	0	0	0	0	0
Z.Brown	7	2	9	0	0	2	0	0	0	1	0	0	0	0	0	0	0	0	0	0
H.Clinton-Dix	8	0	8	0	0	0	0	0	1	0	1	0	0	0	0	0	0	0	0	0
F.Moreau	6	0	6	0	0	0	0	0	0	0	0	0	0	0	0	0	0	0	0	0
G.Stroman	5	0	5	0	0	0	0	1	1	1	0	0	0	0	0	0	0	0	0	0
D.Johnson	4	0	4	0	0	0	0	0	1	0	0	0	0	0	0	0	0	0	0	0
J.Allen	3	0	3	0	0	0	1	0	0	0	0	0	0	0	0	0	0	0	0	0
P.Smith	2	1	3	1	5	0	2	0	0	1	0	0	0	0	0	0	0	0	0	0
D.Swearinger	1	1	2	0	0	0	0	0	2	0	0	0	0	0	0	0	0	0	0	0
R.Kerrigan	1	1	2	0	0	0	0	0	0	0	1	0	0	0	0	0	0	0	0	0
D.Payne	0	2	2	0	0	0	1	0	0	0	0	0	0	0	0	0	0	0	0	0
M.Ioannidis	1	0	1	1	3	1	2	0	0	0	0	0	0	0	0	0	0	0	0	0
J.Norman	1	0	1	0	0	0	0	1	1	0	0	0	0	0	0	0	0	0	0	0
D.Everett	1	0	1	0	0	0	0	0	0	0	0	0	0	0	0	0	0	0	0	0
S.McGee	1	0	1	0	0	0	0	0	0	0	0	0	0	0	0	0	0	0	0	0
C.McKinzy	1	0	1	0	0	1	0	0	0	0	0	0	0	0	0	0	0	0	0	0
J.Harvey-Clemons	1	0	1	0	0	0	0	0	0	0	0	0	0	0	0	0	0	0	0	0
R.Anderson	0	0	0	0	0	0	0	0	0	0	0	1	0	0	0	0	0	0	0	0
J.Sprinkle	0	0	0	0	0	0	0	0	0	0	0	0	1	0	0	0	0	0	0	0
Total	51	9	60	2	8	4	6	2	6	3	2	1	1	0	0	0	0	0	0	0

TKL = Tackle AST = Assist COMB = Combined QH=QB Hit IN = Interception PD = Pass Defense FF = Forced Fumble FR = Fumble Recovery

Tampa Bay Buccaneers	Regular Defensive Plays											Special Teams					Misc			
	TKL	AST	COMB	SK	/ YDS	TFL	QH	IN	PD	FF	FR	TKL	AST	FF	FR	BL	TKL	AST	FF	FR
J.Evans	4	5	9	0	0	0	0	0	0	0	0	0	0	0	0	0	0	0	0	0
L.David	7	0	7	0	0	0	0	0	0	0	0	0	0	0	0	0	0	0	0	0
C.Davis III	3	2	5	0	0	1	0	0	0	0	0	0	0	0	0	0	0	0	0	0
A.Adams	4	0	4	0	0	0	0	0	1	0	0	1	0	0	0	0	0	0	0	0
I.Johnson	4	0	4	0	0	0	0	0	0	0	0	0	0	0	0	0	0	0	0	0
A.Taylor	3	1	4	0	0	2	0	0	0	0	0	0	0	0	0	0	0	0	0	0
J.Whitehead	3	1	4	0	0	0	0	0	0	0	0	0	0	0	0	0	0	0	0	0
B.Grimes	3	0	3	0	0	0	0	0	0	0	0	0	0	0	0	0	0	0	0	0
B.Allen	3	0	3	0	0	1	0	0	0	0	0	0	0	0	0	0	0	0	0	0
J.Elliott	2	0	2	0	0	1	0	0	0	0	0	0	0	0	0	0	0	0	0	0
W.Gholston	1	1	2	0	0	0	0	0	0	0	0	0	0	0	0	0	0	0	0	0
G.McCoy	1	0	1	1	0	0	3	0	0	0	0	0	0	0	0	0	0	0	0	0
C.Nassib	1	0	1	1	8	1	2	0	0	0	0	0	0	0	0	0	0	0	0	0
V.Vea	1	0	1	1	0	0	1	0	0	0	0	0	0	0	0	0	0	0	0	0
N.Spence	1	0	1	0	0	0	0	0	0	0	0	0	0	0	0	0	0	0	0	0
J.Pierre-Paul	0	1	1	0	0	0	0	0	0	0	0	0	0	0	0	0	0	0	0	0
C.Godwin	0	0	0	0	0	0	0	0	0	0	0	0	0	0	0	0	1	0	0	0
S.Wilson	0	0	0	0	0	0	0	0	0	0	0	0	0	0	0	0	1	0	0	0
R.Jensen	0	0	0	0	0	0	0	0	0	0	0	0	0	0	0	0	1	0	0	0
D.Smith	0	0	0	0	0	0	0	0	0	0	0	0	0	0	0	0	1	0	0	0
R.Fitzpatrick	0	0	0	0	0	0	0	0	0	0	0	0	0	0	0	0	0	0	0	1
J.Rodgers	0	0	0	0	0	0	0	0	0	0	0	0	0	0	0	0	0	0	0	1
Total	41	11	52	3	8	6	6	0	1	0	0	1	0	0	0	0	4	0	0	2

First Quarter

11/11/2018

Play By Play

TB wins toss, elects to Receive, and WAS elects to defend the South goal.

D.Hopkins kicks 65 yards from WAS 35 to end zone, Touchback.

Tampa Bay Buccaneers at 15:00

- 1-10-TB 25 (15:00) R.Fitzpatrick pass short middle to M.Evans to TB 37 for 12 yards (H.Clinton-Dix) [P.Smith]. P1
- 1-10-TB 37 (14:27) (No Huddle) P.Barber up the middle to TB 37 for no gain (D.Swearinger).
- 2-10-TB 37 (13:55) P.Barber left tackle to TB 46 for 9 yards (D.Everett).
- 3-1-TB 46 (13:18) P.Barber right end to TB 49 for 3 yards (Z.Brown). R2
- 1-10-TB 49 (12:40) (Shotgun) R.Fitzpatrick pass short middle to O.Howard to WAS 36 for 15 yards (D.Johnson). P3
- 1-10-WAS 36 (12:04) (Shotgun) R.Fitzpatrick pass short middle to C.Godwin to WAS 22 for 14 yards (F.Moreau). P4
- 1-10-WAS 22 (11:26) P.Barber left end pushed ob at WAS 19 for 3 yards (J.Allen).
- 2-7-WAS 19 (10:44) (Shotgun) R.Fitzpatrick pass deep left intended for S.Wilson INTERCEPTED by J.Norman [M.Ioannidis] at WAS 0. J.Norman to WAS 32 for 32 yards (C.Godwin).

Washington Redskins at 10:30

- 1-10-WAS 32 (10:30) A.Smith pass short right to A.Peterson to WAS 31 for -1 yards (A.Taylor) [G.McCoy].
- 2-11-WAS 31 (9:50) A.Peterson left end to WAS 37 for 6 yards (C.Davis III; J.Evans).
- 3-5-WAS 37 (9:06) (Shotgun) A.Smith pass incomplete short left to J.Reed (A.Adams).
- 4-5-WAS 37 (9:02) T.Way punts 56 yards to TB 7, Center-N.Sundberg. A.Humphries to TB 15 for 8 yards (R.Anderson, J.Sprinkle).

Tampa Bay Buccaneers at 8:49

- 1-10-TB 15 (8:49) R.Fitzpatrick pass deep right to M.Evans ran ob at TB 31 for 16 yards. P5
- 1-10-TB 31 (8:14) P.Barber right guard to TB 35 for 4 yards (M.Foster).
- 2-6-TB 35 (7:36) (Shotgun) S.Wilson right guard to TB 38 for 3 yards (M.Foster).
- 3-3-TB 38 (6:59) (Shotgun) R.Fitzpatrick pass short left to D.Jackson pushed ob at WAS 38 for 24 yards (H.Clinton-Dix). P6
- 1-10-WAS 38 (6:24) J.Rodgers up the middle to WAS 38 for no gain (Z.Brown).
- 2-10-WAS 38 (5:44) (Shotgun) PENALTY on TB-R.Jensen, False Start, 5 yards, enforced at WAS 38 - No Play.
- 2-15-WAS 43 (5:22) (Shotgun) R.Fitzpatrick pass short right to S.Wilson to WAS 47 for -4 yards (Z.Brown).
- 3-19-WAS 47 (4:44) (Shotgun) R.Fitzpatrick scrambles up the middle to WAS 36 for 11 yards. Lateral to A.Humphries ran ob at WAS 17 for 19 yards (J.Norman).
Washington challenged the backward pass ruling, and the play was REVERSED.
(Shotgun) R.Fitzpatrick scrambles up the middle to WAS 39 for 8 yards. R.Fitzpatrick pass short left to A.Humphries ran ob at WAS 17 for 22 yards (J.Norman).
PENALTY on TB-R.Fitzpatrick, Illegal Forward Pass, 5 yards, enforced at WAS 39.
- 4-16-WAS 44 (4:26) B.Anger punts 44 yards to end zone, Center-G.Sanborn, Touchback.

Washington Redskins at 4:18

- 1-10-WAS 20 (4:18) A.Peterson up the middle to WAS 19 for -1 yards (J.Elliott).
- 2-11-WAS 19 (3:34) (Shotgun) K.Bibbs up the middle to WAS 34 for 15 yards (J.Whitehead, J.Evans). R1
- 1-10-WAS 34 (3:01) A.Smith pass deep left to J.Reed to TB 42 for 24 yards (B.Grimes). P2
- 1-10-TB 42 (2:20) A.Peterson right tackle to TB 26 for 16 yards (J.Whitehead). R3
- 1-10-TB 26 (1:46) (Shotgun) A.Peterson up the middle to TB 27 for -1 yards (B.Allen).
Timeout #1 by WAS at 01:00.
- 2-11-TB 27 (1:00) (Shotgun) A.Smith pass incomplete deep left to J.Sprinkle.
- 3-11-TB 27 (:56) (Shotgun) PENALTY on WAS-M.Moses, False Start, 5 yards, enforced at TB 27 - No Play.
- 3-16-TB 32 (:56) (Shotgun) A.Smith pass short right to M.Harris to TB 25 for 7 yards (J.Evans).
- 4-9-TB 25 (:14) D.Hopkins 43 yard field goal is GOOD, Center-N.Sundberg, Holder-T.Way.

WAS 3 TB 0, 8 plays, 55 yards, 4:08 drive, 14:50 elapsed

D.Hopkins kicks 65 yards from WAS 35 to end zone, Touchback.

Tampa Bay Buccaneers at 0:10

- 1-10-TB 25 (:10) P.Barber left end to TB 37 for 12 yards (H.Clinton-Dix). R7

END OF QUARTER

	Score	Time Poss	First Downs				Efficiencies	
			R	P	X	T	3 Down	4 Down
Washington Redskins	3	5:49	2	1	0	3	0/2	0/0
Tampa Bay Buccaneers	0	9:11	2	5	0	7	2/3	0/0

Play By Play

Second Quarter

11/11/2018

Tampa Bay Buccaneers continued.

<u>1-10-TB 37</u>	(15:00) (Shotgun) P.Barber left end ran ob at 50 for 13 yards (D.Johnson).	R8
<u>1-10-50</u>	(14:22) (Shotgun) R.Fitzpatrick pass short right to P.Barber to WAS 45 for 5 yards (D.Swearinger; Z.Brown).	
2-5-WAS 45	(13:39) (Shotgun) R.Fitzpatrick pass incomplete short right to C.Brake.	
3-5-WAS 45	(13:36) (Shotgun) R.Fitzpatrick scrambles right end to WAS 40 for 5 yards (P.Smith).	R9
<u>1-10-WAS 40</u>	(12:51) R.Fitzpatrick pass incomplete deep left to M.Evans (D.Johnson, H.Clinton-Dix).	
2-10-WAS 40	(12:45) (Shotgun) R.Fitzpatrick pass short left to C.Godwin to WAS 28 for 12 yards (D.Johnson).	P10
<u>1-10-WAS 28</u>	(12:07) P.Barber up the middle to WAS 27 for 1 yard (Z.Brown).	
	PENALTY on TB-R.Jensen, Offensive Holding, 10 yards, enforced at WAS 28 - No Play.	
1-20-WAS 38	(11:38) (Shotgun) R.Fitzpatrick pass short middle to J.Rodgers to WAS 32 for 6 yards (S.McGee).	
2-14-WAS 32	(10:59) (Shotgun) R.Fitzpatrick pass short left to C.Brake to WAS 18 for 14 yards (D.Johnson).	P11
<u>1-10-WAS 18</u>	(10:11) P.Barber left guard to WAS 16 for 2 yards (J.Allen, Z.Brown).	
2-8-WAS 16	(9:28) (Shotgun) R.Fitzpatrick scrambles up the middle to WAS 12 for 4 yards (Z.Brown).	
3-4-WAS 12	(8:40) (Shotgun) R.Fitzpatrick pass incomplete short left to C.Brake (D.Swearinger).	
4-4-WAS 12	(8:35) C.Catanzaro 30 yard field goal is No Good, Wide Right, Center-G.Sanborn, Holder-B.Anger.	

Washington Redskins at 8:33

1-10-WAS 20	(8:33) (Shotgun) A.Peterson right end to WAS 18 for -2 yards (A.Taylor).	
2-12-WAS 18	(7:50) (Shotgun) A.Smith pass short left to A.Peterson to WAS 20 for 2 yards (A.Adams).	
3-10-WAS 20	(7:07) (Shotgun) PENALTY on WAS-J.Reed, False Start, 5 yards, enforced at WAS 20 - No Play.	
3-15-WAS 15	(6:40) (Shotgun) A.Smith pass short left to K.Bibbs to WAS 26 for 11 yards (J.Evans).	
4-4-WAS 26	(6:05) T.Way punts 52 yards to TB 22, Center-N.Sundberg, fair catch by A.Humphries.	

Tampa Bay Buccaneers at 5:58

1-10-TB 22	(5:58) (Shotgun) S.Wilson right end to TB 26 for 4 yards (M.Foster).	
2-6-TB 26	(5:26) P.Barber left end to TB 24 for -2 yards (Z.Brown, P.Smith).	
3-8-TB 24	(4:44) (Shotgun) R.Fitzpatrick pass short left to J.Rodgers to TB 48 for 24 yards (F.Moreau).	P12
<u>1-10-TB 48</u>	(4:07) (Shotgun) R.Fitzpatrick pass short middle to C.Godwin to WAS 36 for 16 yards (H.Clinton-Dix).	P13
<u>1-10-WAS 36</u>	(3:28) R.Fitzpatrick pass deep right to A.Humphries to WAS 12 for 24 yards (F.Moreau).	P14
<u>1-10-WAS 12</u>	(2:41) (Shotgun) R.Fitzpatrick sacked at WAS 15 for -3 yards (M.Ioannidis).	
	Penalty on TB-C.Bennoch, Offensive Holding, declined.	
2-13-WAS 15	(2:15) (Shotgun) R.Fitzpatrick pass incomplete short middle to S.Wilson.	
3-13-WAS 15	(2:12) (Shotgun) R.Fitzpatrick pass incomplete short middle to A.Humphries (D.Swearinger).	
4-13-WAS 15	(2:06) C.Catanzaro 33 yard field goal is GOOD, Center-G.Sanborn, Holder-B.Anger.	

WAS 3 TB 3, 9 plays, 63 yards, 3:55 drive, 12:57 elapsed

C.Catanzaro kicks 65 yards from TB 35 to end zone, Touchback.

Washington Redskins at 2:03

1-10-WAS 25	(2:03) A.Smith pass short right to K.Bibbs to TB 35 for 40 yards (B.Grimes).	
	PENALTY on WAS-J.Cooper, Offensive Holding, 10 yards, enforced at WAS 27.	

Two-Minute Warning

1-18-WAS 17	(1:54) (Shotgun) A.Smith pass short left to M.Harris to WAS 27 for 10 yards (L.David).	
2-8-WAS 27	(1:33) (No Huddle, Shotgun) A.Smith pass short left to J.Doctson pushed ob at WAS 39 for 12 yards (C.Davis III).	P4
	Timeout #1 by TB at 01:27.	
<u>1-10-WAS 39</u>	(1:27) (Shotgun) A.Smith pass short middle to M.Floyd to WAS 41 for 2 yards (L.David). The Replay Official reviewed the pass completion ruling, and the play was REVERSED. (Shotgun) A.Smith pass incomplete short middle to M.Floyd.	
2-10-WAS 39	(1:22) (Shotgun) A.Smith pass short middle to J.Doctson to TB 46 for 15 yards (A.Adams).	P5
<u>1-10-TB 46</u>	(1:03) (No Huddle, Shotgun) A.Smith pass short right to M.Harris to TB 37 for 9 yards (J.Whitehead).	
	Timeout #2 by WAS at 00:57.	
2-1-TB 37	(:57) (Shotgun) A.Smith pass short right to M.Floyd ran ob at TB 31 for 6 yards [C.Nassib].	P6
<u>1-10-TB 31</u>	(:54) (Shotgun) A.Smith pass incomplete short right to K.Bibbs.	
2-10-TB 31	(:50) (Shotgun) A.Smith pass short right to J.Reed to TB 25 for 6 yards (A.Adams).	
3-4-TB 25	(:28) (No Huddle, Shotgun) A.Smith pass incomplete short right to K.Bibbs [G.McCoy].	

Washington Redskins vs Tampa Bay Buccaneers at Raymond James Stadium

4-4-TB 25 (:24) D.Hopkins 43 yard field goal is GOOD, Center-N.Sundberg, Holder-T.Way.

WAS 6 TB 3, 11 plays, 50 yards, 1:43 drive, 14:40 elapsed

D.Hopkins kicks 65 yards from WAS 35 to end zone, Touchback.

Tampa Bay Buccaneers at 0:20

1-10-TB 25 (:20) (Shotgun) R.Fitzpatrick pass short middle to J.Rodgers to TB 36 for 11 yards (M.Foster).

P15

Timeout #2 by TB at 00:14.

1-10-TB 36 (:14) (Shotgun) R.Fitzpatrick pass short middle to J.Rodgers to WAS 47 for 17 yards (H.Clinton-Dix, M.Foster).

P16

Timeout #3 by TB at 00:08.

1-10-WAS 47 (:08) (Shotgun) R.Fitzpatrick pass short middle to J.Rodgers to WAS 39 for 8 yards (M.Foster).

END OF QUARTER

	Score	Time Poss	First Downs				Efficiencies	
			R	P	X	T	3 Down	4 Down
Washington Redskins	6	4:18	0	3	0	3	0/2	0/0
Tampa Bay Buccaneers	3	10:42	2	7	0	9	2/4	0/0

Third Quarter

11/11/2018

Play By Play

WAS elects to Receive, and TB elects to defend the North goal.

C.Catanzaro kicks 65 yards from TB 35 to WAS 0. D.Johnson to WAS 19 for 19 yards (A.Adams).

Washington Redskins at 15:00, (1st play from scrimmage 14:56)

- 1-10-WAS 19 (14:56) M.Harris left end to WAS 23 for 4 yards (J.Elliott).
- 2-6-WAS 23 (14:24) A.Peterson right end pushed ob at WAS 28 for 5 yards (A.Taylor).
Timeout #1 by WAS at 13:43.
- 3-1-WAS 28 (13:43) R.Anderson and G.Christian reported in as eligible. A.Peterson up the middle to WAS 29 for 1 yard (J.Evans; A.Taylor). R7
- 1-10-WAS 29 (12:59) (Shotgun) A.Smith pass incomplete short right to J.Reed.
- 2-10-WAS 29 (12:54) (Shotgun) A.Peterson right tackle to WAS 40 for 11 yards (L.David).
PENALTY on WAS-J.Cooper, Offensive Holding, 10 yards, enforced at WAS 29 - No Play.
- 2-20-WAS 19 (12:24) (Shotgun) A.Smith pass short middle to M.Harris to WAS 25 for 6 yards (L.David).
- 3-14-WAS 25 (11:55) (Shotgun) A.Smith pass short left to J.Doctson to WAS 38 for 13 yards (A.Adams).
- 4-1-WAS 38 (11:15) T.Way punts 58 yards to TB 4, Center-N.Sundberg, downed by WAS-J.Sprinkle.

Tampa Bay Buccaneers at 11:03

- 1-10-TB 4 (11:03) R.Fitzpatrick pass deep right to D.Jackson to TB 21 for 17 yards (F.Moreau). P17
- 1-10-TB 21 (10:20) P.Barber up the middle to TB 24 for 3 yards (M.Foster; D.Payne).
- 2-7-TB 24 (9:44) (Shotgun) R.Fitzpatrick pass deep right to M.Evans to TB 47 for 23 yards (F.Moreau). P18
- 1-10-TB 47 (9:07) (No Huddle) R.Fitzpatrick pass short right to D.Jackson pushed ob at WAS 44 for 9 yards (G.Stroman).
- 2-1-WAS 44 (8:39) P.Barber left tackle to WAS 30 for 14 yards (H.Clinton-Dix). R19
- 1-10-WAS 30 (8:02) R.Fitzpatrick pass short left to D.Jackson pushed ob at WAS 21 for 9 yards (G.Stroman).
- 2-1-WAS 21 (7:29) P.Barber left guard to WAS 21 for no gain (R.Kerrigan; D.Payne).
- 3-1-WAS 21 (6:50) R.Fitzpatrick up the middle to WAS 19 for 2 yards (R.Kerrigan). R20
- 1-10-WAS 19 (6:22) (Shotgun) R.Fitzpatrick scrambles up the middle to WAS 16 for 3 yards (J.Norman).
- 2-7-WAS 16 (5:35) (Shotgun) P.Barber up the middle to WAS 16 for no gain (J.Allen).
- 3-7-WAS 16 (4:55) (Shotgun) R.Fitzpatrick Aborted. R.Jensen FUMBLES at WAS 30, recovered by TB-R.Fitzpatrick at WAS 30. R.Fitzpatrick to WAS 30 for no gain (C.McKinzy).
- 4-21-WAS 30 (4:12) C.Catanzaro 48 yard field goal is No Good, Wide Right, Center-G.Sanborn, Holder-B.Anger.

Washington Redskins at 4:08

- 1-10-WAS 38 (4:08) (Shotgun) A.Smith pass incomplete deep middle to B.Quick [B.Allen].
PENALTY on TB-B.Allen, Roughing the Passer, 15 yards, enforced at WAS 38 - No Play. X8
- 1-10-TB 47 (4:02) (Shotgun) A.Smith pass short left to J.Reed to TB 38 for 9 yards (I.Johnson).
- 2-1-TB 38 (3:19) A.Smith sacked at TB 46 for -8 yards (C.Nassib).
Timeout #2 by WAS at 02:33.
- 3-9-TB 46 (2:33) (Shotgun) A.Smith pass deep right to M.Harris to TB 26 for 20 yards (J.Evans). P9
- 1-10-TB 26 (1:54) A.Peterson right guard to TB 23 for 3 yards (B.Allen).
- 2-7-TB 23 (1:13) (Shotgun) A.Smith pass short middle to J.Reed to TB 11 for 12 yards (I.Johnson). P10
- 1-10-TB 11 (:36) A.Peterson left end ran ob at TB 15 for -4 yards (C.Davis III).

END OF QUARTER

	Score	Time Poss	First Downs				Efficiencies	
			R	P	X	T	3 Down	4 Down
Washington Redskins	6	8:05	1	2	1	4	2/3	0/0
Tampa Bay Buccaneers	3	6:55	2	2	0	4	1/2	0/0

Fourth Quarter

11/11/2018

Play By Play

Washington Redskins continued.

- 2-14-TB 15 (15:00) (Shotgun) A.Smith scrambles right end to TB 6 for 9 yards (B.Grimes).
 3-5-TB 6 (14:16) (Shotgun) A.Smith pass short middle to J.Doctson for 6 yards, TOUCHDOWN.
 D.Hopkins extra point is GOOD, Center-N.Sundberg, Holder-T.Way.

P11

WAS 13 TB 3, 8 plays, 62 yards, 1 penalty, 5:01 drive, 0:53 elapsed

D.Hopkins kicks 65 yards from WAS 35 to end zone, Touchback.

PENALTY on WAS-A.Alexander, Illegal Formation, 5 yards, enforced at TB 25.

Tampa Bay Buccaneers at 14:07

- 1-10-TB 30 (14:07) (Shotgun) R.Fitzpatrick pass short right intended for O.Howard INTERCEPTED by G.Stroman at TB 37. G.Stroman to TB 14 for 23 yards (S.Wilson).

Washington Redskins at 13:59

- 1-10-TB 14 (13:59) (Shotgun) A.Smith left end to TB 7 for 7 yards (C.Davis III).
 2-3-TB 7 (13:21) A.Peterson up the middle to TB 6 for 1 yard (J.Whitehead).
 PENALTY on WAS-M.Moses, Offensive Holding, 10 yards, enforced at TB 7 - No Play.
 2-13-TB 17 (12:54) (Shotgun) A.Smith pass short middle to M.Floyd to TB 8 for 9 yards (L.David).
 3-4-TB 8 (12:10) (Shotgun) A.Smith pass incomplete short right.
 4-4-TB 8 (12:06) D.Hopkins 26 yard field goal is GOOD, Center-N.Sundberg, Holder-T.Way.

WAS 16 TB 3, 4 plays, 6 yards, 1:56 drive, 2:57 elapsed

D.Hopkins kicks 65 yards from WAS 35 to end zone, Touchback.

Tampa Bay Buccaneers at 12:03

- 1-10-TB 25 (12:03) (Shotgun) R.Fitzpatrick pass short left to J.Rodgers to TB 43 for 18 yards (F.Moreau) [D.Payne].
1-10-TB 43 (11:34) (Shotgun) R.Fitzpatrick pass incomplete deep left to M.Evans.
 2-10-TB 43 (11:29) (Shotgun) R.Fitzpatrick pass short middle to A.Humphries to WAS 28 for 29 yards (Z.Brown).
1-10-WAS 28 (10:56) (No Huddle, Shotgun) R.Fitzpatrick pass short middle to J.Rodgers to WAS 19 for 9 yards (Z.Brown). FUMBLES (Z.Brown), RECOVERED by WAS-H.Clinton-Dix at WAS 0. Touchback (R.Jensen).

P21

P22

Washington Redskins at 10:45

- 1-10-WAS 20 (10:45) A.Peterson right tackle to WAS 38 for 18 yards (J.Evans).
1-10-WAS 38 (10:02) A.Peterson up the middle to WAS 41 for 3 yards (L.David, J.Whitehead).
 2-7-WAS 41 (9:19) A.Smith pass incomplete deep left to V.Davis.
 Timeout #3 by WAS at 09:12.
 3-7-WAS 41 (9:12) (Shotgun) K.Bibbs right end to TB 49 for 10 yards (N.Spence, J.Evans).
1-10-TB 49 (8:27) A.Peterson left end to 50 for -1 yards (C.Davis III; J.Evans).
 2-11-50 (7:43) A.Smith sacked at 50 for 0 yards (V.Vea).
 3-11-50 (6:57) (Shotgun) A.Smith sacked at 50 for 0 yards (G.McCoy).
 4-11-50 (6:18) T.Way punts 37 yards to TB 13, Center-N.Sundberg, fair catch by A.Humphries.

R12

R13

Tampa Bay Buccaneers at 6:11

- 1-10-TB 13 (6:11) R.Fitzpatrick scrambles right guard to TB 20 for 7 yards (M.Foster).
 2-3-TB 20 (5:44) (Shotgun) R.Fitzpatrick pass short right to D.Jackson to TB 28 for 8 yards (G.Stroman).
1-10-TB 28 (5:21) (No Huddle, Shotgun) R.Fitzpatrick pass incomplete deep right to D.Jackson.
 2-10-TB 28 (5:15) (Shotgun) R.Fitzpatrick pass deep left to C.Godwin to TB 48 for 20 yards (G.Stroman). FUMBLES (G.Stroman), recovered by TB-J.Rodgers at WAS 49. J.Rodgers to WAS 48 for 1 yard (M.Foster).
1-10-WAS 47 (4:37) (No Huddle, Shotgun) R.Fitzpatrick pass short left to C.Godwin ran ob at WAS 36 for 11 yards (G.Stroman).
1-10-WAS 36 (4:34) (No Huddle, Shotgun) PENALTY on WAS-M.Ioannidis, Neutral Zone Infraction, 5 yards, enforced at WAS 36 - No Play.
 1-5-WAS 31 (4:34) (Shotgun) R.Fitzpatrick pass incomplete short left to D.Jackson.
 2-5-WAS 31 (4:31) (Shotgun) R.Fitzpatrick pass incomplete deep middle to D.Jackson [J.Allen].
 3-5-WAS 31 (4:26) (Shotgun) R.Fitzpatrick pass short right to J.Rodgers pushed ob at WAS 22 for 9 yards (M.Foster).
1-10-WAS 22 (4:20) (Shotgun) R.Fitzpatrick pass short right to C.Godwin pushed ob at WAS 10 for 12 yards (J.Harvey-Clemons).
1-10-WAS 10 (4:15) (Shotgun) R.Fitzpatrick scrambles left end to WAS 4 for 6 yards (H.Clinton-Dix).
 2-4-WAS 4 (3:45) (No Huddle, Shotgun) R.Fitzpatrick sacked at WAS 14 for -10 yards (C.McKinzy). FUMBLES (C.McKinzy) [C.McKinzy], and recovers at WAS 14.
 PENALTY on WAS-J.Norman, Defensive Holding, 2 yards, enforced at WAS 4 - No Play.
1-2-WAS 2 (3:39) (Shotgun) R.Fitzpatrick pass incomplete short middle to M.Evans.
 2-2-WAS 2 (3:36) (Shotgun) R.Fitzpatrick sacked at WAS 7 for -5 yards (P.Smith). FUMBLES (P.Smith) [P.Smith], RECOVERED by WAS-R.Kerrigan at WAS 7. R.Kerrigan to WAS 7 for no gain (D.Smith).

P23

P24

P25

P26

P27

X28

Washington Redskins vs Tampa Bay Buccaneers at Raymond James Stadium

Washington Redskins at 3:30

1-10-WAS 7 (3:30) A.Peterson right end to WAS 7 for no gain (L.David).

Timeout #1 by TB at 03:26.

2-10-WAS 7 (3:26) (Shotgun) A.Peterson left end to WAS 15 for 8 yards (L.David).

Timeout #2 by TB at 03:22.

3-2-WAS 15 (3:22) A.Peterson left end to WAS 26 for 11 yards (B.Allen). R14

Timeout #3 by TB at 03:12.

1-10-WAS 26 (3:12) A.Peterson right tackle to WAS 29 for 3 yards (W.Gholston).

2-7-WAS 29 (2:29) A.Peterson right tackle to WAS 31 for 2 yards (L.David).

PENALTY on TB, Unsportsmanlike Conduct, 15 yards, enforced at WAS 31. X15

1-10-WAS 46 (2:02) K.Bibbs left end to WAS 49 for 3 yards (I.Johnson).

Two-Minute Warning

2-7-WAS 49 (1:56) A.Peterson right end to 50 for 1 yard (I.Johnson).

3-6-50 (1:12) A.Peterson left guard to 50 for no gain (J.Pierre-Paul; W.Gholston).

4-6-50 (:27) T.Way punts 44 yards to TB 6, Center-N.Sundberg, downed by WAS-N.Sundberg.

Tampa Bay Buccaneers at 0:17

1-10-TB 6 (:17) (Shotgun) R.Fitzpatrick pass short right to C.Godwin to TB 24 for 18 yards (H.Clinton-Dix). P29

END OF QUARTER

	Score	Time Poss	First Downs				Efficiencies	
			R	P	X	T	3 Down	4 Down
Washington Redskins	16	10:36	3	1	1	5	3/6	0/0
Tampa Bay Buccaneers	3	4:24	0	8	1	9	1/1	0/0

Miscellaneous Statistics Report

Washington Redskins vs Tampa Bay Buccaneers
11/11/2018 at Raymond James Stadium

Ten Longest Plays for Washington Redskins

Yards	Qtr	Play Start	Play Description
24	1	1-10-WAS 34	(3:01) A.Smith pass deep left to J.Reed to TB 42 for 24 yards (B.Grimes).
20	3	3-9-TB 46	(2:33) (Shotgun) A.Smith pass deep right to M.Harris to TB 26 for 20 yards (J.Evans).
18	4	1-10-WAS 20	(10:45) A.Peterson right tackle to WAS 38 for 18 yards (J.Evans).
17	4	2-7-WAS 29	(2:29) A.Peterson right tackle to WAS 31 for 2 yards (L.David). PENALTY on TB, Unsportsmanlike Conduct, 15 yards, enforced at WAS 31.
16	1	1-10-TB 42	(2:20) A.Peterson right tackle to TB 26 for 16 yards (J.Whitehead).
15	1	2-11-WAS 19	(3:34) (Shotgun) K.Bibbs up the middle to WAS 34 for 15 yards (J.Whitehead, J.Evans).
15	2	2-10-WAS 39	(1:22) (Shotgun) A.Smith pass short middle to J.Doctson to TB 46 for 15 yards (A.Adams).
13	3	3-14-WAS 25	(11:55) (Shotgun) A.Smith pass short left to J.Doctson to WAS 38 for 13 yards (A.Adams).
12	2	2-8-WAS 27	(1:33) (No Huddle, Shotgun) A.Smith pass short left to J.Doctson pushed ob at WAS 39 for 12 yards (C.Davis III).
12	3	2-7-TB 23	(1:13) (Shotgun) A.Smith pass short middle to J.Reed to TB 11 for 12 yards (I.Johnson).

Ten Longest Plays for Tampa Bay Buccaneers

Yards	Qtr	Play Start	Play Description
29	4	2-10-TB 43	(11:29) (Shotgun) R.Fitzpatrick pass short middle to A.Humphries to WAS 28 for 29 yards (Z.Brown).
24	1	3-3-TB 38	(6:59) (Shotgun) R.Fitzpatrick pass short left to D.Jackson pushed ob at WAS 38 for 24 yards (H.Clinton-Dix).
24	2	3-8-TB 24	(4:44) (Shotgun) R.Fitzpatrick pass short left to J.Rodgers to TB 48 for 24 yards (F.Moreau).
24	2	1-10-WAS 36	(3:28) R.Fitzpatrick pass deep right to A.Humphries to WAS 12 for 24 yards (F.Moreau).
24	4	2-10-TB 28	(5:15) (Shotgun) R.Fitzpatrick pass deep left to C.Godwin to TB 48 for 20 yards (G.Stroman). FUMBLES (G.Stroman),
23	3	2-7-TB 24	(9:44) (Shotgun) R.Fitzpatrick pass deep right to M.Evans to TB 47 for 23 yards (F.Moreau).
18	4	1-10-TB 25	(12:03) (Shotgun) R.Fitzpatrick pass short left to J.Rodgers to TB 43 for 18 yards (F.Moreau) [D.Payne].
18	4	1-10-TB 6	(:17) (Shotgun) R.Fitzpatrick pass short right to C.Godwin to TB 24 for 18 yards (H.Clinton-Dix).
17	2	1-10-TB 36	(:14) (Shotgun) R.Fitzpatrick pass short middle to J.Rodgers to WAS 47 for 17 yards (H.Clinton-Dix, M.Foster).
17	3	1-10-TB 4	(11:03) R.Fitzpatrick pass deep right to D.Jackson to TB 21 for 17 yards (F.Moreau).

Touchdown Scoring Information

		Offense	Defense	Special Teams
VISITOR	Washington Redskins	1	0	0
HOME	Tampa Bay Buccaneers	0	0	0

Player Scoring Information

Club	Player	TD	Rush TD	Rec TD	KO TD	Punt TD	Int TD	Fum TD	Misc TD	FG	XP	2Pt Rush	2Pt Rec	Sfty	Points
WAS	D.Hopkins	0	0	0	0	0	0	0	0	3	1	0	0	0	10
WAS	J.Doctson	0	0	1	0	0	0	0	0	0	0	0	0	0	6
TB	C.Catanzaro	0	0	0	0	0	0	0	0	1	0	0	0	0	3

Possession Detail

	First Half		Second Half		Game	
	Visitor	Home	Visitor	Home	Visitor	Home
Largest Lead	3	0	13	0	13	0
Drives Leading	1	0	5	0	6	0
Time of Possession Leading	2:35	0:00	18:41	0:00	21:16	0:00
Largest Deficit	0	-3	0	-13	0	-13
Drives Trailing	0	3	0	5	0	8
Time of Possession Trailing	0:00	10:52	0:00	11:19	0:00	22:11
Times Score Tied Up		1		0		1
Lead Changes		2		0		2

Playtime Percentage

Percent of playtime per player on offense, defense and special teams

Washington Redskins

Offense Defense Special Teams

Tampa Bay Buccaneers

Offense Defense Special Teams

National Football League Game Summary

NFL Copyright © 2018 by The National Football League. All rights reserved. This summary and play-by-play is for the express purpose of assisting media in their coverage of the game; any other use of this material is prohibited without the written permission of the National Football League. Updated: 11/18/2018

Date: Sunday, 11/18/2018

Houston Texans at Washington Redskins

Start Time: 1:05 PM EST

at FedExField, Landover, MD

Game Day Weather

Game Weather: Cloudy
Played Outdoor on Turf: Grass

Temp: 48° F (8.9° C) Humidity: 56%, Wind: SSE 6 mph
Outdoor Weather: Cloudy, Wind Chill: 45

Officials

Referee: Kemp, Alex (55)	Umpire: Hall, Richard (49)	Down Judge: Symonette, Thomas (100)
Line Judge: Bergman, Jeff (32)	Field Judge: Jenkins, John (117)	Side Judge: Santi, Aaron (50)
Back Judge: Freeman, Steve (133)	Replay Official: Chase, Michael (0)	

Lineups

Houston Texans			Washington Redskins				
Offense		Defense	Offense		Defense		
WR 10	D.Hopkins	DE 99	J.Watt	WR 18	J.Doctson	DE 93	J.Allen
LT 70	J.Davenport	NT 92	B.Dunn	LT 79	T.Nsekhe	NT 95	D.Payne
LG 64	S.Kelemete	DE 98	D.Reader	LG 72	J.Cooper	DE 98	M.Ioannidis
C 66	N.Martin	CB 43	S.Wright	C 73	C.Roullier	SLB 94	P.Smith
RG 73	Z.Fulton	MIKE 55	B.McKinney	RG 66	T.Bergstrom	MLB 53	Z.Brown
RT 74	K.Lamm	WILL 57	B.Scarlett	RT 76	M.Moses	MLB 54	M.Foster
TE 83	J.Thomas	JACK 90	J.Clowney	TE 86	J.Reed	WLB 91	R.Kerrigan
WR 16	K.Coutee	CB 24	J.Joseph	WR 14	T.Quinn	CB 31	F.Moreau
WR 87	De.Thomas	CB 25	K.Jackson	WR 13	M.Harris	CB 24	J.Norman
QB 4	D.Watson	S 20	J.Reid	QB 11	A.Smith	SS 20	H.Clinton-Dix
RB 26	L.Miller	S 32	T.Mathieu	RB 26	A.Peterson	FS 36	D.Swearingen

Substitutions

QB 5 J.Webb, K 7 K.Fairbairn, P 8 T.Daniel, WR 14 D.Carter, WR 18 S.Coates, CB 23 J.Bademosi, RB 28 A.Blue, S 29 A.Hal, S 31 N.Jamerson, S 33 A.Moore, DB 34 M.Tyson, RB 38 G.Howell, LS 46 J.Weeks, LB 49 J.Keyes, ILB 52 B.Peters, OLB 58 P.Kalambayi, OLB 59 W.Mercilus, C/G 65 G.Mancz, T 75 M.Rankin, TE 84 R.Griffin, TE 88 J.Akins, DE 95 C.Covington, DE 97 A.Blackson

Substitutions

K 3 D.Hopkins, P 5 T.Way, QB 12 C.McCoy, WR 16 J.Chesson, WR 17 M.Floyd, S 22 D.Everett, RB 34 B.Marshall, S 35 M.Nicholson, CB 37 G.Stroman, CB 39 A.Alexander, LB 40 J.Harvey-Clemons, CB 41 D.Johnson, RB 46 K.Bibbs, LB 51 S.Hamilton, LB 52 R.Anderson, LB 56 Z.Vigil, LS 57 N.Sundberg, LB 58 C.McKinzy, T 78 A.Howard, TE 85 V.Davis, TE 87 J.Sprinkle, DT 92 S.McGee, DL 97 T.Settle

Did Not Play

QB 3 B.Weeden

Did Not Play

C 69 L.Bowanko

Not Active

WR 17 V.Smith, CB 22 A.Colvin, WR 39 D.Burton, ILB 41 Z.Cunningham, OLB 53 D.Ejiofor, DE 91 C.Watkins, DE 93 J.Heath

Not Active

CB 23 Q.Dunbar, RB 25 C.Thompson, RB 32 S.Perine, T 71 T.Williams, WR 80 J.Crowder, LB 96 P.McPhee, DT 99 C.Brantley

Field Goals (made () & missed)

K.Fairbairn	(23) 44WL (33) (54) 45WR	D.Hopkins	63SH
		1	2
VISITOR:	Houston Texans	10	7
HOME:	Washington Redskins	0	7
		3	4
		OT	Total
		0	23
		0	21

Scoring Plays

Team	Qtr	Time	Play Description (Extra Point) (Drive Info)	Visitor	Home
Texans	1	9:32	K.Fairbairn 23 yd. Field Goal (10-68, 4:38)	3	0
Texans	1	3:15	D.Hopkins 16 yd. pass from D.Watson (K.Fairbairn kick) (6-69, 3:13)	10	0
Redskins	2	14:14	A.Peterson 3 yd. run (D.Hopkins kick) (10-75, 4:01)	10	7
Texans	2	2:23	J.Reid 101 yd. interception return (K.Fairbairn kick)	17	7
Redskins	3	4:47	J.Reed 9 yd. pass from C.McCoy (D.Hopkins kick) (2-13, 0:46)	17	14
Texans	3	1:19	K.Fairbairn 33 yd. Field Goal (8-60, 3:28)	20	14
Redskins	4	11:57	A.Peterson 7 yd. run (D.Hopkins kick) (10-67, 4:22)	20	21
Texans	4	7:30	K.Fairbairn 54 yd. Field Goal (8-37, 4:27)	23	21

Paid Attendance: 61,593

Time: 3:03

Houston Texans vs Washington Redskins
11/18/2018 at FedExField

Final Individual Statistics

Houston Texans

Washington Redskins

RUSHING						RUSHING					
	ATT	YDS	AVG	LG	TD		ATT	YDS	AVG	LG	TD
L.Miller	20	86	4.3	21	0	A.Peterson	16	51	3.2	9	2
A.Blue	8	46	5.8	16	0	C.McCoy	5	35	7.0	15	0
D.Watson	3	7	2.3	6	0	A.Smith	4	33	8.3	15	0
						B.Marshall	2	5	2.5	4	0
						K.Bibbs	1	0	0.0	0	0
						T.Quinn	1	0	0.0	0	0
Total	31	139	4.5	21	0	Total	29	124	4.3	15	2

PASSING									PASSING								
	ATT	CMP	YDS	SK/YD	TD	LG	IN	RT		ATT	CMP	YDS	SK/YD	TD	LG	IN	RT
D.Watson	24	16	208	3/27	1	40	2	72.9	A.Smith	27	12	135	3/22	0	24	2	29.1
									C.McCoy	12	6	54	2/13	1	12	0	90.3
Total	24	16	208	3/27	1	40	2	72.9	Total	39	18	189	5/35	1	24	2	47.9

PASS RECEIVING							PASS RECEIVING						
	TAR	REC	YDS	AVG	LG	TD		TAR	REC	YDS	AVG	LG	TD
K.Coutee	9	5	77	15.4	40	0	J.Reed	11	7	71	10.1	24	1
D.Hopkins	6	5	56	11.2	16	1	T.Quinn	4	4	49	12.3	15	0
L.Miller	5	3	22	7.3	13	0	J.Doctson	7	3	32	10.7	12	0
J.Akins	2	2	42	21.0	28	0	K.Bibbs	3	2	6	3.0	6	0
J.Thomas	1	1	11	11.0	11	0	M.Floyd	3	1	18	18.0	18	0
De.Thomas	1	0	0	0.0	0	0	M.Harris	4	1	13	13.0	13	0
							V.Davis	2	0	0	0.0	0	0
							B.Marshall	1	0	0	0.0	0	0
							J.Sprinkle	1	0	0	0.0	0	0
Total	24	16	208	13.0	40	1	Total	36	18	189	10.5	24	1

INTERCEPTIONS						INTERCEPTIONS					
	NO	YDS	AVG	LG	TD		NO	YDS	AVG	LG	TD
J.Reid	1	101	101.0	101	1	M.Foster	1	4	4.0	4	0
B.Scarlett	1	8	8.0	8	0	P.Smith	1	3	3.0	3	0
Total	2	109	54.5	101	1	Total	2	7	3.5	4	0

PUNTING								PUNTING							
	NO	YDS	AVG	NET	TB	IN20	LG		NO	YDS	AVG	NET	TB	IN20	LG
T.Daniel	1	30	30.0	30.0	0	0	30	T.Way	5	202	40.4	37.2	0	2	51
Total	1	30	30.0	30.0	0	0	30	Total	5	202	40.4	37.2	0	2	51

PUNT RETURNS							PUNT RETURNS						
	NO	YDS	AVG	FC	LG	TD		NO	YDS	AVG	FC	LG	TD
D.Carter	1	16	16.0	2	16	0	[OUT OF BOUNDS]	1	0	0.0	0	0	0
[DOWNED]	1	0	0.0	0	0	0							
[OUT OF BOUNDS]	1	0	0.0	0	0	0							
Total	1	16	16.0	2	16	0	Total	0	0	0.0	0	0	0

KICKOFF RETURNS							KICKOFF RETURNS						
	NO	YDS	AVG	FC	LG	TD		NO	YDS	AVG	FC	LG	TD
D.Carter	1	18	18.0	0	18	0	D.Johnson	4	78	19.5	0	27	0
[TOUCHBACK]	3	0	0.0	0	0	0	[TOUCHBACK]	2	0	0.0	0	0	0
Total	1	18	18.0	0	18	0	Total	4	78	19.5	0	27	0

Houston Texans

FUMBLES	FUM	LOST	OWN-REC	YDS	TD	FORCED	OPP-REC	YDS	TD	OUT-BDS
D.Hopkins	1	1	0	0	0	0	0	0	0	0
D.Watson	1	0	0	0	0	0	0	0	0	0
J.Davenport	0	0	1	0	0	0	0	0	0	0
B.McKinney	0	0	0	0	0	1	0	0	0	0
Total	2	1	1	0	0	1	0	0	0	0

Washington Redskins

FUMBLES	FUM	LOST	OWN-REC	YDS	TD	FORCED	OPP-REC	YDS	TD	OUT-BDS
A.Peterson	1	0	0	0	0	0	0	0	0	0
T.Bergstrom	0	0	1	1	0	0	0	0	0	0
H.Clinton-Dix	0	0	0	0	0	1	0	0	0	0

Houston Texans vs Washington Redskins

11/18/2018 at FedExField

Final Individual Statistics

D.Swearinger	0	0	0	0	0	1	0	0	0	0
M.Foster	0	0	0	0	0	0	1	0	0	0
Total	1	0	1	1	0	2	1	0	0	0

Houston Texans vs Washington Redskins
11/18/2018 at FedExField

Final Team Statistics

	Visitor Texans	Home Redskins
TOTAL FIRST DOWNS	19	23
By Rushing	7	9
By Passing	8	12
By Penalty	4	2
THIRD DOWN EFFICIENCY	4-11-36%	6-15-40%
FOURTH DOWN EFFICIENCY	0-0-0%	1-1-100%
TOTAL NET YARDS	320	278
Total Offensive Plays (inc. times thrown passing)	58	73
Average gain per offensive play	5.5	3.8
NET YARDS RUSHING	139	124
Total Rushing Plays	31	29
Average gain per rushing play	4.5	4.3
Tackles for a loss-number and yards	2-5	1-1
NET YARDS PASSING	181	154
Times thrown - yards lost attempting to pass	3-27	5-35
Gross yards passing	208	189
PASS ATTEMPTS-COMPLETIONS-HAD INTERCEPTED	24-16-2	39-18-2
Avg gain per pass play (inc.# thrown passing)	6.7	3.5
KICKOFFS Number-In End Zone-Touchbacks	6-4-2	4-3-3
PUNTS Number and Average	1-30.0	5-40.4
Had Blocked	0	0
FGs - PATs Had Blocked	0-0	0-0
Net Punting Average	30.0	37.2
TOTAL RETURN YARDAGE (Not Including Kickoffs)	125	7
No. and Yards Punt Returns	1-16	0-0
No. and Yards Kickoff Returns	1-18	4-78
No. and Yards Interception Returns	2-109	2-7
PENALTIES Number and Yards	7-40	6-43
FUMBLES Number and Lost	2-1	1-0
TOUCHDOWNS	2	3
Rushing	0	2
Passing	1	1
Interceptions	1	0
EXTRA POINTS Made-Attempts	2-2	3-3
Kicking Made-Attempts	2-2	3-3
FIELD GOALS Made-Attempts	3-5	0-1
RED ZONE EFFICIENCY	1-3-33%	3-4-75%
GOAL TO GO EFFICIENCY	0-1-0%	2-3-67%
SAFETIES	0	0
FINAL SCORE	23	21
TIME OF POSSESSION	29:03	30:57

Houston Texans vs Washington Redskins

11/18/2018 at FedExField

Ball Possession And Drive Chart

Houston Texans

#	Time Recd	Time Lost	Time Poss	How Ball Obtained	Drive Began	# Play	Yds Gain	Yds Pen	Net Yds	1st Down	Last Scrm	How Given Up
1	14:10	9:32	4:38	Punt	HST 27	10	68	0	68	3	* WAS 5	Field Goal
2	6:28	3:15	3:13	Punt	HST 31	6	64	5	69	5	* WAS 16	Touchdown
3	14:14	12:54	1:20	Kickoff	HST 25	3	-1	0	-1	0	HST 24	Interception
4	11:29	9:21	2:08	Punt	HST 4	4	26	0	26	1	HST 30	Punt
5	1:19	0:31	0:48	Interception	WAS 22	4	-4	0	-4	0	WAS 26	Missed FG
6	15:00	11:46	3:14	Kickoff	HST 25	6	40	0	40	2	WAS 42	Fumble
7	7:31	5:33	1:58	Punt	HST 13	4	14	0	14	1	HST 27	Interception
8	4:47	1:19	3:28	Kickoff	HST 25	8	41	19	60	3	* WAS 15	Field Goal
9	11:57	7:30	4:27	Kickoff	HST 27	8	47	-10	37	2	WAS 36	Field Goal
10	4:38	0:52	3:46	Punt	HST 42	9	26	5	31	2	WAS 27	Missed FG
11	0:03	0:00	0:03	Missed FG	WAS 47	1	-1	0	-1	0	WAS 47	End of Game

(350) Average HST 32

Washington Redskins

#	Time Recd	Time Lost	Time Poss	How Ball Obtained	Drive Began	# Play	Yds Gain	Yds Pen	Net Yds	1st Down	Last Scrm	How Given Up
1	15:00	14:10	0:50	Kickoff	WAS 21	3	1	0	1	0	WAS 22	Punt
2	9:32	6:28	3:04	Kickoff	WAS 9	6	27	0	27	1	WAS 36	Punt
3	3:15	14:14	4:01	Kickoff	WAS 25	10	70	5	75	6	* HST 3	Touchdown
4	12:54	11:29	1:25	Interception	HST 45	3	-6	0	-6	0	WAS 49	Punt
5	9:21	2:23	6:58	Punt	WAS 40	14	46	5	51	4	* HST 9	Interception
6	2:23	1:19	1:04	Kickoff	WAS 14	3	6	0	6	0	WAS 20	Interception
7	0:31	0:00	0:31	Missed FG	WAS 34	3	10	5	15	1	WAS 39	End of Half
8	11:46	7:31	4:15	Fumble	WAS 35	8	28	0	28	3	HST 37	Punt
9	5:33	4:47	0:46	Interception	HST 13	2	13	0	13	1	* HST 9	Touchdown
10	1:19	11:57	4:22	Kickoff	WAS 33	10	62	5	67	5	* HST 7	Touchdown
11	7:30	4:38	2:52	Kickoff	WAS 25	5	2	0	2	1	WAS 27	Punt
12	0:52	0:03	0:49	Missed FG	WAS 35	7	20	0	20	1	HST 45	Missed FG

(413) Average WAS 34

* inside opponent's 20

Time of Possession by Quarter

Visitor	Home	1st	2nd	3rd	4th	OT	Total
Houston Texans	Washington Redskins	7:51	4:16	8:40	8:16		29:03
Washington Redskins	Houston Texans	7:09	10:44	6:20	6:44		30:57

Kickoff Drive No.-Start Average

Texans: 4 - HST 26

Redskins: 6 - WAS 21

Houston Texans vs Washington Redskins
11/18/2018 at FedExField

Final Defensive Statistics

Houston Texans

Regular Defensive Plays

Special Teams

Misc

	TKL	AST	COMB	SK	/ YDS	TFL	Q	IN	PD	FF	FR	TKL	AST	FF	FR	BL	TKL	AST	FF	FR	
K.Jackson	8	1	9	1	13	1	1	0	1	0	0	0	0	0	0	0	0	0	0	0	0
T.Mathieu	8	1	9	1	7	1	1	0	0	0	0	0	0	0	0	0	0	0	0	0	0
J.Clowney	4	1	5	1	9	2	1	0	0	0	0	0	0	0	0	0	0	0	0	0	0
B.McKinney	3	2	5	0	0	0	0	0	0	1	0	0	0	0	0	0	0	0	0	0	0
J.Joseph	4	0	4	0	0	0	0	0	1	0	0	0	0	0	0	0	0	0	0	0	0
J.Watt	3	1	4	1	4	1	1	0	0	0	0	0	0	0	0	0	0	0	0	0	0
S.Wright	3	1	4	0	0	0	0	0	1	0	0	0	0	0	0	0	0	0	0	0	0
W.Mercilus	2	1	3	1	2	1	1	0	0	0	0	0	0	0	0	0	0	0	0	0	0
B.Scarlett	2	1	3	0	0	0	1	1	2	0	0	0	0	0	0	0	0	0	0	0	0
J.Reid	2	1	3	0	0	0	0	1	2	0	0	0	0	0	0	0	0	0	0	0	0
B.Peters	1	2	3	0	0	0	0	0	0	0	0	0	0	0	0	0	0	0	0	0	0
D.Reader	2	0	2	0	0	0	0	0	0	0	0	0	0	0	0	0	0	0	0	0	0
B.Dunn	0	2	2	0	0	0	0	0	0	0	0	0	0	0	0	0	0	0	0	0	0
A.Hal	0	1	1	0	0	0	0	0	1	0	0	0	0	0	0	0	0	0	0	0	0
A.Blackson	0	1	1	0	0	0	0	0	0	0	0	0	0	0	0	0	0	0	0	0	0
C.Covington	0	0	0	0	0	0	1	0	0	0	0	0	0	0	0	0	0	0	0	0	0
A.Moore	0	0	0	0	0	0	0	0	0	0	0	1	0	0	0	0	0	0	0	0	0
G.Howell	0	0	0	0	0	0	0	0	0	0	0	1	0	0	0	0	0	0	0	0	0
J.Bademosi	0	0	0	0	0	0	0	0	0	0	0	1	0	0	0	0	0	0	0	0	0
N.Jamerson	0	0	0	0	0	0	0	0	0	0	0	1	0	0	0	0	0	0	0	0	0
M.Rankin	0	0	0	0	0	0	0	0	0	0	0	0	0	0	0	0	1	0	0	0	0
D.Watson	0	0	0	0	0	0	0	0	0	0	0	0	0	0	0	0	1	0	0	0	0
J.Davenport	0	0	0	0	0	0	0	0	0	0	0	0	0	0	0	0	0	0	0	0	1
Total	42	16	58	5	35	6	7	2	8	1	0	4	0	0	0	0	2	0	0	0	1

TKL = Tackle AST = Assist COMB = Combined QH=QB Hit IN = Interception PD = Pass Defense FF = Forced Fumble FR = Fumble Recovery

Washington Redskins

Regular Defensive Plays

Special Teams

Misc

	TKL	AST	COMB	SK	/ YDS	TFL	QH	IN	PD	FF	FR	TKL	AST	FF	FR	BL	TKL	AST	FF	FR	
H.Clinton-Dix	11	2	13	0	0	0	0	0	0	1	0	0	0	0	0	0	0	0	0	0	0
M.Foster	9	1	10	0	0	0	0	1	1	0	1	0	0	0	0	0	0	0	0	0	0
Z.Brown	3	5	8	0	0	0	0	0	0	0	0	0	0	0	0	0	0	0	0	0	0
D.Payne	3	4	7	0	0	0	0	0	0	0	0	0	0	0	0	0	0	0	0	0	0
P.Smith	3	1	4	1	12	1	2	1	1	0	0	0	0	0	0	0	0	0	0	0	0
J.Allen	3	1	4	0	0	1	0	0	0	0	0	0	0	0	0	0	0	0	0	0	0
R.Anderson	0	4	4	0	0	0	0	0	0	0	0	0	0	0	0	0	0	0	0	0	0
D.Swearinger	3	0	3	1	6	0	0	0	0	1	0	0	0	0	0	0	0	0	0	0	0
M.Ioannidis	2	1	3	0	0	0	0	0	0	0	0	0	0	0	0	0	0	0	0	0	0
G.Stroman	0	3	3	0	0	0	0	0	0	0	0	0	0	0	0	0	0	0	0	0	0
R.Kerrigan	1	1	2	1	9	1	2	0	0	0	0	0	0	0	0	0	0	0	0	0	0
F.Moreau	1	1	2	0	0	0	0	0	0	0	0	0	0	0	0	0	0	0	0	0	0
J.Norman	0	2	2	0	0	0	0	0	0	0	0	0	0	0	0	0	0	0	0	0	0
S.McGee	1	0	1	0	0	0	0	0	0	0	0	0	0	0	0	0	0	0	0	0	0
J.Harvey-Clemons	0	0	0	0	0	0	0	0	1	0	0	0	1	0	0	0	0	0	0	0	0
N.Sundberg	0	0	0	0	0	0	0	0	0	0	0	1	0	0	0	0	0	0	0	0	0
D.Johnson	0	0	0	0	0	0	0	0	0	0	0	1	0	0	0	0	0	0	0	0	0
Z.Vigil	0	0	0	0	0	0	0	0	0	0	0	0	1	0	0	0	0	0	0	0	0
J.Doctson	0	0	0	0	0	0	0	0	0	0	0	0	0	0	0	0	1	0	0	0	0
T.Bergstrom	0	0	0	0	0	0	0	0	0	0	0	0	0	0	0	0	0	0	0	0	1
Total	40	26	66	3	27	3	4	2	3	2	1	2	2	0	0	0	1	0	0	0	1

Play By Play

First Quarter

11/18/2018

HST wins the coin toss and elects to defer. WAS elects to Receive, and HST elects to defend the west goal.

K.Fairbairn kicks 65 yards from HST 35 to WAS 0. D.Johnson to WAS 21 for 21 yards (A.Moore).

Washington Redskins at 15:00, (1st play from scrimmage 14:56)

- 1-10-WAS 21 (14:56) (Shotgun) A.Smith pass incomplete short right to J.Reed (K.Jackson).
- 2-10-WAS 21 (14:52) A.Peterson left guard to WAS 22 for 1 yard (B.McKinney).
- 3-9-WAS 22 (14:24) (No Huddle, Shotgun) A.Smith pass incomplete short left.
- 4-9-WAS 22 (14:17) T.Way punts 51 yards to HST 27, Center-N.Sundberg, fair catch by D.Carter.

Houston Texans at 14:10

- 1-10-HST 27 (14:10) (Shotgun) L.Miller right tackle to HST 30 for 3 yards (M.Ioannidis).
- 2-7-HST 30 (13:36) (Shotgun) D.Watson pass short middle to L.Miller to HST 36 for 6 yards (M.Foster).
- 3-1-HST 36 (13:01) D.Watson pass short right to J.Akins pushed ob at WAS 36 for 28 yards (H.Clinton-Dix). P1
- 1-10-WAS 36 (12:35) (No Huddle) L.Miller right guard to WAS 25 for 11 yards (D.Swearinger). HST-Z.Fulton was injured during the play. His return is Questionable. 73 - has a shoulder injury R2
- 1-10-WAS 25 (12:14) L.Miller right end to WAS 28 for -3 yards (J.Allen).
- 2-13-WAS 28 (11:36) (Shotgun) D.Watson pass short middle to K.Coutee to WAS 12 for 16 yards (D.Swearinger, F.Moreau). P3
- 1-10-WAS 12 (11:01) (No Huddle) L.Miller left end to WAS 14 for -2 yards (R.Anderson; R.Kerrigan).
- 2-12-WAS 14 (10:26) D.Watson pass short right to K.Coutee to WAS 5 for 9 yards (F.Moreau).
- 3-3-WAS 5 (9:40) (Shotgun) D.Watson pass incomplete short left to D.Hopkins.
- 4-3-WAS 5 (9:35) K.Fairbairn 23 yard field goal is GOOD, Center-J.Weeks, Holder-T.Daniel.

HST 3 WAS 0, 10 plays, 68 yards, 4:38 drive, 5:28 elapsed

K.Fairbairn kicks 66 yards from HST 35 to WAS -1. D.Johnson pushed ob at WAS 18 for 19 yards (G.Howell).

PENALTY on WAS-K.Bibbs, Offensive Holding, 9 yards, enforced at WAS 18.

Washington Redskins at 9:32, (1st play from scrimmage 9:27)

- 1-10-WAS 9 (9:27) A.Peterson right end to WAS 13 for 4 yards (D.Reader).
- 2-6-WAS 13 (9:02) (No Huddle) A.Smith pass incomplete deep right to M.Floyd (J.Joseph).
- 3-6-WAS 13 (8:58) (Shotgun) A.Smith pass short middle to M.Floyd to WAS 31 for 18 yards (K.Jackson). P1
- 1-10-WAS 31 (8:15) A.Peterson right tackle to WAS 34 for 3 yards (B.McKinney; J.Watt).
- 2-7-WAS 34 (7:33) (Shotgun) A.Peterson right tackle to WAS 36 for 2 yards (A.Blackson; B.Dunn).
- 3-5-WAS 36 (6:47) (Shotgun) A.Smith pass incomplete deep middle to V.Davis (A.Hal).
- 4-5-WAS 36 (6:41) T.Way punts 49 yards to HST 15, Center-N.Sundberg. D.Carter to HST 31 for 16 yards (N.Sundberg, Z.Vigil).

Houston Texans at 6:28

- 1-10-HST 31 (6:28) D.Watson pass short middle to D.Hopkins to HST 47 for 16 yards (H.Clinton-Dix). P4
- 1-10-HST 47 (5:57) D.Watson pass short left to R.Griffin to WAS 47 for 6 yards (J.Norman).
PENALTY on WAS-T.Settle, Illegal Use of Hands, 5 yards, enforced at HST 47 - No Play. X5
- 1-10-WAS 48 (5:34) L.Miller left tackle to WAS 33 for 15 yards (H.Clinton-Dix, J.Norman). R6
- 1-10-WAS 33 (4:49) (No Huddle) D.Watson pass short right to D.Hopkins ran ob at WAS 26 for 7 yards.
- 2-3-WAS 26 (4:25) (No Huddle) L.Miller left tackle to WAS 24 for 2 yards (M.Foster).
- 3-1-WAS 24 (3:49) (Shotgun) A.Blue left tackle to WAS 16 for 8 yards (H.Clinton-Dix). R7
- 1-10-WAS 16 (3:20) (Shotgun) D.Watson pass short left to D.Hopkins for 16 yards, TOUCHDOWN. P8
K.Fairbairn extra point is GOOD, Center-J.Weeks, Holder-T.Daniel.

HST 10 WAS 0, 6 plays, 69 yards, 1 penalty, 3:13 drive, 11:45 elapsed

K.Fairbairn kicks 65 yards from HST 35 to end zone, Touchback.

Washington Redskins at 3:15

- 1-10-WAS 25 (3:15) B.Marshall up the middle to WAS 29 for 4 yards (B.Peters; B.McKinney).
- 2-6-WAS 29 (2:51) (No Huddle, Shotgun) A.Smith pass deep left to J.Reed pushed ob at HST 47 for 24 yards (K.Jackson). P2
- 1-10-HST 47 (2:15) (Shotgun) A.Smith pass short right to M.Harris pushed ob at HST 34 for 13 yards (T.Mathieu). P3
- 1-10-HST 34 (1:55) A.Smith pass incomplete deep right to M.Harris.
- 2-10-HST 34 (1:50) (Shotgun) A.Smith pass incomplete short middle to J.Reed (B.Scarlett). Shovel pass
- 3-10-HST 34 (1:44) (Shotgun) A.Smith sacked at HST 43 for -9 yards (J.Watt). FUMBLES (J.Watt), recovered by WAS-C.Roullier at HST 47. C.Roullier to HST 47 for no gain (B.McKinney).
PENALTY on HST-T.Mathieu, Defensive Holding, 5 yards, enforced at HST 34 - No Play. X4
- 1-10-HST 29 (1:14) (Shotgun) A.Peterson right tackle to HST 30 for -1 yards (J.Clowney, B.Peters).

Houston Texans vs Washington Redskins at FedExField

2-11-HST 30 (:47) (Shotgun) A.Smith pass short middle to T.Quinn to HST 15 for 15 yards (K.Jackson).

1-10-HST 15 (:05) A.Peterson right end to HST 9 for 6 yards (K.Jackson).

END OF QUARTER

	Score	Time Poss	First Downs				Efficiencies	
			R	P	X	T	3 Down	4 Down
Houston Texans	10	7:51	3	4	1	8	2/3	0/0
Washington Redskins	0	7:09	0	4	1	5	1/3	0/0

Second Quarter

11/18/2018

Play By Play

Washington Redskins continued.

2-4-HST 9 (15:00) (Shotgun) A.Smith right end pushed ob at HST 3 for 6 yards (J.Reid). R6
1-3-HST 3 (14:19) A.Peterson left end for 3 yards, TOUCHDOWN. R7
 D.Hopkins extra point is GOOD, Center-N.Sundberg, Holder-T.Way.

HST 10 WAS 7, 10 plays, 75 yards, 1 penalty, 4:01 drive, 0:46 elapsed

D.Hopkins kicks 65 yards from WAS 35 to end zone, Touchback.

Houston Texans at 14:14

1-10-HST 25 (14:14) A.Blue right tackle to HST 30 for 5 yards (Z.Brown).
 2-5-HST 30 (13:39) (Shotgun) D.Watson sacked at HST 24 for -6 yards (D.Swearinger). FUMBLES (D.Swearinger) [R.Kerrigan], recovered by HST-J.Davenport at HST 24. HST-S.Kelemete was injured during the play. His return is Questionable. 64 - has an ankle injury
 3-11-HST 24 (13:07) (Shotgun) D.Watson pass deep left intended for K.Coutee INTERCEPTED by M.Foster (J.Harvey-Clemons) [P.Smith] at HST 49. M.Foster to HST 45 for 4 yards (M.Rankin).

Washington Redskins at 12:54

1-10-HST 45 (12:54) A.Peterson right end to HST 44 for 1 yard (J.Watt).
 2-9-HST 44 (12:14) (Shotgun) A.Smith pass incomplete deep left to V.Davis.
 Timeout #1 by WAS at 12:09.
 3-9-HST 44 (12:09) (Shotgun) A.Smith sacked at WAS 49 for -7 yards (T.Mathieu).
 4-16-WAS 49 (11:38) (Punt formation) T.Way punts 47 yards to HST 4, Center-N.Sundberg, downed by WAS-B.Marshall.

Houston Texans at 11:29

1-10-HST 4 (11:29) L.Miller right end to HST 25 for 21 yards (H.Clinton-Dix, Z.Brown). R9
1-10-HST 25 (10:53) L.Miller right end to HST 28 for 3 yards (H.Clinton-Dix).
 2-7-HST 28 (10:17) (Shotgun) D.Watson scrambles left end to HST 30 for 2 yards (Z.Brown).
 3-5-HST 30 (9:32) (Shotgun) D.Watson pass incomplete short right to K.Coutee.
 4-5-HST 30 (9:28) T.Daniel punts 30 yards to WAS 40, Center-J.Weeks, out of bounds.

Washington Redskins at 9:21

1-10-WAS 40 (9:21) (Shotgun) A.Smith pass short left to J.Reed to WAS 49 for 9 yards (J.Reid, T.Mathieu).
 2-1-WAS 49 (8:52) (No Huddle, Shotgun) A.Smith pass incomplete deep left to J.Reed.
 3-1-WAS 49 (8:49) A.Howard and R.Anderson reported in as eligible. A.Peterson right guard to HST 46 for 5 yards (J.Joseph). R8
1-10-HST 46 (8:10) A.Peterson right end to HST 43 for 3 yards (B.McKinney). FUMBLES (B.McKinney), recovered by WAS-T.Bergstrom at HST 43. T.Bergstrom to HST 42 for 1 yard.
 2-6-HST 42 (7:24) (Shotgun) A.Smith pass incomplete short middle to B.Marshall [B.Scarlett].
 3-6-HST 42 (7:20) (Shotgun) A.Smith scrambles right end to HST 33 for 9 yards. R9
1-10-HST 33 (6:30) A.Smith pass incomplete short left to M.Harris.
 2-10-HST 33 (6:24) (Shotgun) A.Smith pass short right to J.Reed to HST 29 for 4 yards (J.Joseph, B.Scarlett).
 3-6-HST 29 (5:53) (Shotgun) PENALTY on WAS-T.Nsekhe, False Start, 5 yards, enforced at HST 29 - No Play.
 3-11-HST 34 (5:30) (Shotgun) PENALTY on HST-J.Clowney, Neutral Zone Infraction, 5 yards, enforced at HST 34 - No Play.
 3-6-HST 29 (5:03) (Shotgun) A.Smith pass short right to T.Quinn pushed ob at HST 16 for 13 yards (T.Mathieu). P10
1-10-HST 16 (4:35) (Shotgun) B.Marshall left guard to HST 15 for 1 yard (A.Hal; J.Clowney).
 2-9-HST 15 (3:54) A.Smith scrambles left end pushed ob at HST 12 for 3 yards (B.Peters).
 PENALTY on HST-K.Jackson, Defensive Holding, 5 yards, enforced at HST 12. X11
1-7-HST 7 (3:32) A.Smith pass incomplete short right to J.Sprinkle.
 2-7-HST 7 (3:26) (Shotgun) A.Smith sacked at HST 9 for -2 yards (W.Mercilus).
 3-9-HST 9 (2:38) (Shotgun) A.Smith pass short left intended for J.Reed INTERCEPTED by J.Reid [C.Covington] at HST -1. J.Reid for 101 yards, TOUCHDOWN.

Houston Texans at 2:23

(Kick formation) PENALTY on HST, Delay of Game, 5 yards, enforced at WAS 15 - No Play.

Houston Texans at 2:23

K.Fairbairn extra point is GOOD, Center-J.Weeks, Holder-T.Daniel.

HST 17 WAS 7, 0 plays, 100 yards, 0:00 drive, 12:37 elapsed

K.Fairbairn kicks 62 yards from HST 35 to WAS 3. D.Johnson to WAS 14 for 11 yards (J.Bademosi).

Washington Redskins at 2:23, (1st play from scrimmage 2:18)

1-10-WAS 14 (2:18) (Shotgun) K.Bibbs left end to WAS 14 for no gain (K.Jackson; W.Mercilus).

Two-Minute Warning

Houston Texans vs Washington Redskins at FedExField

2-10-WAS 14 (2:00) (Shotgun) A.Smith pass short left to K.Bibbs to WAS 20 for 6 yards (B.Scarlett).
 3-4-WAS 20 (1:31) (No Huddle, Shotgun) A.Smith pass short middle intended for K.Bibbs INTERCEPTED by B.Scarlett at WAS 30. B.Scarlett to WAS 22 for 8 yards (J.Doctson).

Houston Texans at 1:19

1-10-WAS 22 (1:19) (Shotgun) D.Watson sacked at WAS 34 for -12 yards (P.Smith).
 2-22-WAS 34 (:48) (Shotgun) D.Watson pass short right to L.Miller pushed ob at WAS 31 for 3 yards (Z.Brown).
 3-19-WAS 31 (:41) (Shotgun) L.Miller right end to WAS 26 for 5 yards (M.Ioannidis, M.Foster).
 Timeout #2 by WAS at 00:36.
 4-14-WAS 26 (:36) K.Fairbairn 44 yard field goal is No Good, Wide Left, Center-J.Weeks, Holder-T.Daniel.

Washington Redskins at 0:31

1-10-WAS 34 (:31) (Shotgun) A.Smith pass short right to K.Bibbs to WAS 34 for no gain (W.Mercilus).
 Timeout #3 by WAS at 00:21.
 2-10-WAS 34 (:21) (Shotgun) PENALTY on HST-J.Watt, Neutral Zone Infraction, 5 yards, enforced at WAS 34 - No Play.
 2-5-WAS 39 (:21) (Shotgun) A.Smith pass incomplete deep left to M.Harris.
 3-5-WAS 39 (:14) (Shotgun) A.Smith pass short middle to T.Quinn to WAS 49 for 10 yards (T.Mathieu).

P12

END OF QUARTER

	Score	Time Poss	First Downs				Efficiencies	
			R	P	X	T	3 Down	4 Down
Houston Texans	17	4:16	1	0	0	1	0/3	0/0
Washington Redskins	7	10:44	4	2	1	7	4/7	0/0

Third Quarter

11/18/2018

Play By Play

HST elects to Receive, and WAS elects to defend the East goal.

D.Hopkins kicks 65 yards from WAS 35 to end zone, Touchback.

Houston Texans at 15:00

- 1-10-HST 25 (15:00) D.Watson pass short right to K.Coutee pushed ob at HST 33 for 8 yards (H.Clinton-Dix).
 2-2-HST 33 (14:28) (Shotgun) A.Blue right tackle to HST 33 for no gain (D.Payne, Z.Brown).
 3-2-HST 33 (13:49) (Shotgun) D.Watson pass short middle to J.Akins to HST 47 for 14 yards (G.Stroman; J.Norman). P10
1-10-HST 47 (13:12) (Shotgun) A.Blue up the middle to WAS 42 for 11 yards (M.Foster, H.Clinton-Dix). R11
1-10-WAS 42 (12:42) (No Huddle) A.Blue right guard to WAS 42 for no gain (J.Allen; D.Payne).
 2-10-WAS 42 (12:11) (Shotgun) D.Watson pass short middle to D.Hopkins to WAS 35 for 7 yards (H.Clinton-Dix). FUMBLES (H.Clinton-Dix), RECOVERED by WAS-M.Foster at WAS 35.
 The Replay Official reviewed the fumble ruling, and the play was Upheld. The ruling on the field stands.

Washington Redskins at 11:46

- 1-10-WAS 35 (11:46) T.Quinn right end to WAS 35 for no gain (K.Jackson).
 2-10-WAS 35 (11:01) (Shotgun) A.Smith scrambles right end pushed ob at 50 for 15 yards (J.Joseph). R13
1-10-50 (10:27) (Shotgun) A.Smith pass short middle to J.Reed to HST 36 for 14 yards (T.Mathieu). P14
1-10-HST 36 (9:47) A.Peterson right end to HST 34 for 2 yards (J.Watt).
 2-8-HST 34 (9:14) A.Smith pass short left to J.Doctson pushed ob at HST 25 for 9 yards (S.Wright). P15
1-10-HST 25 (8:39) A.Peterson left guard to HST 24 for 1 yard (D.Reader).
 2-9-HST 24 (8:01) (Shotgun) A.Smith pass incomplete deep left to J.Doctson.
 3-9-HST 24 (7:56) (Shotgun) A.Smith sacked at HST 37 for -13 yards (K.Jackson). WAS-A.Smith was injured during the play. He is Out. 11 - has an ankle injury
 4-22-HST 37 (7:37) T.Way punts 24 yards to HST 13, Center-N.Sundberg, fair catch by D.Carter.

Houston Texans at 7:31

- 1-10-HST 13 (7:31) L.Miller left end to HST 19 for 6 yards (M.Foster, Z.Brown).
 2-4-HST 19 (6:49) L.Miller up the middle to HST 26 for 7 yards (M.Foster, Z.Brown). R12
1-10-HST 26 (6:15) L.Miller up the middle to HST 27 for 1 yard (J.Allen, D.Payne).
 2-9-HST 27 (5:39) (Shotgun) D.Watson pass short left intended for L.Miller INTERCEPTED by P.Smith at HST 16. P.Smith to HST 13 for 3 yards (D.Watson).

Washington Redskins at 5:33

- 1-10-HST 13 (5:33) (Shotgun) C.McCoy right end to HST 9 for 4 yards (T.Mathieu).
 2-6-HST 9 (4:52) (Shotgun) C.McCoy pass short left to J.Reed for 9 yards, TOUCHDOWN. P16
 D.Hopkins extra point is GOOD, Center-N.Sundberg, Holder-T.Way.

HST 17 WAS 14, 2 plays, 13 yards, 0:46 drive, 10:13 elapsed

D.Hopkins kicks 65 yards from WAS 35 to end zone, Touchback.

Houston Texans at 4:47

- 1-10-HST 25 (4:47) (Shotgun) D.Watson pass short left to K.Coutee to WAS 35 for 40 yards (H.Clinton-Dix; G.Stroman). P13
1-10-WAS 35 (4:04) (No Huddle, Shotgun) D.Watson scrambles left end pushed ob at WAS 29 for 6 yards (H.Clinton-Dix).
 2-4-WAS 29 (3:34) (Shotgun) L.Miller up the middle to WAS 27 for 2 yards (D.Payne).
 3-2-WAS 27 (2:58) (Shotgun) D.Watson pass incomplete short left to L.Miller (Z.Brown) [P.Smith].
 PENALTY on WAS-P.Smith, Roughing the Passer, 14 yards, enforced at WAS 27 - No Play. X14
1-10-WAS 13 (2:53) L.Miller left end to WAS 11 for 2 yards (S.McGee, Z.Brown).
 2-8-WAS 11 (2:19) D.Watson pass incomplete short left to De.Thomas [M.Foster].
 PENALTY on WAS-J.Norman, Defensive Holding, 5 yards, enforced at WAS 11 - No Play. X15
1-6-WAS 6 (2:14) (Shotgun) D.Watson pass incomplete short middle to L.Miller.
 2-6-WAS 6 (2:10) D.Watson sacked at WAS 15 for -9 yards (R.Kerrigan).
 3-15-WAS 15 (1:27) (Shotgun) D.Watson pass incomplete short right to K.Coutee.
 4-15-WAS 15 (1:22) K.Fairbairn 33 yard field goal is GOOD, Center-J.Weeks, Holder-T.Daniel.
 Penalty on WAS, Defensive Offside, declined.

HST 20 WAS 14, 8 plays, 60 yards, 2 penalties, 3:28 drive, 13:41 elapsed

K.Fairbairn kicks 59 yards from HST 35 to WAS 6. D.Johnson to WAS 33 for 27 yards (N.Jamerson).

Washington Redskins at 1:19, (1st play from scrimmage 1:13)

- 1-10-WAS 33 (1:13) (Shotgun) C.McCoy pass short left to J.Doctson to WAS 45 for 12 yards (S.Wright). P17
1-10-WAS 45 (:30) (Shotgun) C.McCoy pass short left to J.Reed pushed ob at HST 48 for 7 yards (S.Wright).

Houston Texans vs Washington Redskins at FedExField

2-3-HST 48

(:11) (No Huddle) C.McCoy scrambles right end to HST 46 for 2 yards (T.Mathieu).

END OF QUARTER

	Score	Time Poss	First Downs				Efficiencies	
			R	P	X	T	3 Down	4 Down
Houston Texans	20	8:40	2	2	2	6	1/2	0/0
Washington Redskins	14	6:20	1	4	0	5	0/1	0/0

Fourth Quarter

11/18/2018

Play By Play

Washington Redskins continued.

3-1-HST 46	(15:00) C.McCoy pass incomplete deep left to J.Doctson (S.Wright).	
4-1-HST 46	(14:54) A.Howard and R.Anderson reported in as eligible. C.McCoy left end to HST 41 for 5 yards (K.Jackson).	R18
<u>1-10-HST 41</u>	(14:14) A.Peterson up the middle to HST 38 for 3 yards (J.Clowney, B.Dunn).	
2-7-HST 38	(13:50) (Shotgun) C.McCoy pass short left to J.Doctson pushed ob at HST 27 for 11 yards (K.Jackson).	P19
<u>1-10-HST 27</u>	(13:13) (Shotgun) C.McCoy pass incomplete deep left to J.Doctson.	
2-10-HST 27	(13:08) (Shotgun) C.McCoy pass short right to T.Quinn to HST 19 for 8 yards (K.Jackson). PENALTY on HST-W.Mercilus, Defensive Offside, 5 yards, enforced at HST 27 - No Play.	
2-5-HST 22	(12:37) (Shotgun) C.McCoy right end pushed ob at HST 7 for 15 yards (B.McKinney).	R20
<u>1-7-HST 7</u>	(12:02) A.Peterson left end for 7 yards, TOUCHDOWN.	R21
	D.Hopkins extra point is GOOD, Center-N.Sundberg, Holder-T.Way.	

HST 20 WAS 21, 10 plays, 67 yards, 1 penalty, 4:22 drive, 3:03 elapsed
--

D.Hopkins kicks 56 yards from WAS 35 to HST 9. D.Carter to HST 27 for 18 yards (D.Johnson, J.Harvey-Clemons).

Houston Texans at 11:57, (1st play from scrimmage 11:52)

1-10-HST 27	(11:52) (Shotgun) D.Watson pass short middle to K.Coutee to HST 31 for 4 yards (M.Foster).	
2-6-HST 31	(11:17) (Shotgun) D.Watson pass short middle to D.Hopkins to HST 41 for 10 yards (M.Foster).	P16
<u>1-10-HST 41</u>	(10:41) A.Blue left guard to HST 47 for 6 yards (M.Foster, R.Anderson).	
2-4-HST 47	(10:05) A.Blue left end to WAS 37 for 16 yards (H.Clinton-Dix).	R17
<u>1-10-WAS 37</u>	(9:22) A.Blue up the middle to WAS 37 for no gain (R.Anderson; D.Payne).	
2-10-WAS 37	(8:40) (Shotgun) D.Watson pass incomplete short right to K.Coutee. Timeout #1 by WAS at 08:36.	
3-10-WAS 37	(8:36) (Shotgun) D.Watson pass short left to D.Hopkins to WAS 29 for 8 yards (J.Allen). PENALTY on HST-J.Davenport, Illegal Block Above the Waist, 10 yards, enforced at WAS 37 - No Play.	
3-20-WAS 47	(8:17) (Shotgun) D.Watson pass short right to J.Thomas to WAS 36 for 11 yards (M.Foster, G.Stroman).	
4-9-WAS 36	(7:35) K.Fairbairn 54 yard field goal is GOOD, Center-J.Weeks, Holder-T.Daniel.	

HST 23 WAS 21, 8 plays, 37 yards, 4:27 drive, 7:30 elapsed
--

K.Fairbairn kicks 65 yards from HST 35 to end zone, Touchback.

Washington Redskins at 7:30

1-10-WAS 25	(7:30) (Shotgun) A.Peterson left end to WAS 34 for 9 yards (J.Clowney).	
2-1-WAS 34	(6:57) (Shotgun) A.Peterson left end to WAS 36 for 2 yards (B.Scarlett).	R22
<u>1-10-WAS 36</u>	(6:20) (Shotgun) C.McCoy sacked at WAS 32 for -4 yards (J.Watt).	
2-14-WAS 32	(5:42) (Shotgun) C.McCoy pass short right to J.Reed to WAS 36 for 4 yards (J.Joseph).	
3-10-WAS 36	(5:15) (No Huddle, Shotgun) C.McCoy sacked at WAS 27 for -9 yards (J.Clowney).	
4-19-WAS 27	(4:45) T.Way punts 31 yards to HST 42, Center-N.Sundberg, out of bounds.	

Houston Texans at 4:38

1-10-HST 42	(4:38) L.Miller left tackle to HST 45 for 3 yards (M.Ioannidis; D.Payne).	
2-7-HST 45	(3:56) (Shotgun) D.Watson pass incomplete short right to De.Thomas.	
3-7-HST 45	(3:51) (Shotgun) D.Watson pass short left to L.Miller to WAS 42 for 13 yards (H.Clinton-Dix).	P18
<u>1-10-WAS 42</u>	(3:05) L.Miller left end to WAS 41 for 1 yard (P.Smith; R.Anderson).	
2-9-WAS 41	(2:22) L.Miller right end to WAS 37 for 4 yards (J.Allen).	

Two-Minute Warning

3-5-WAS 37	(2:00) (Shotgun) D.Watson scrambles up the middle to WAS 35 for 2 yards (J.Allen, M.Ioannidis). PENALTY on WAS-J.Norman, Defensive Holding, 5 yards, enforced at WAS 37 - No Play.	X19
<u>1-10-WAS 32</u>	(1:51) L.Miller left end to WAS 32 for no gain (D.Payne). Timeout #2 by WAS at 01:46.	
2-10-WAS 32	(1:46) L.Miller left end to WAS 29 for 3 yards (P.Smith). Timeout #3 by WAS at 01:41.	
3-7-WAS 29	(1:41) L.Miller right end to WAS 27 for 2 yards (P.Smith). Timeout #1 by HST at 00:56.	
4-5-WAS 27	(:56) K.Fairbairn 45 yard field goal is No Good, Wide Right, Center-J.Weeks, Holder-T.Daniel.	

Houston Texans vs Washington Redskins at FedExField

Washington Redskins at 0:52

- 1-10-WAS 35 (:52) (Shotgun) C.McCoy scrambles up the middle to WAS 44 for 9 yards (T.Mathieu).
- 2-1-WAS 44 (:34) (No Huddle, Shotgun) C.McCoy spiked the ball to stop the clock.
- 3-1-WAS 44 (:33) (Shotgun) C.McCoy pass short middle to T.Quinn to HST 45 for 11 yards (J.Reid; S.Wright).
- 1-10-HST 45 (:21) (No Huddle) C.McCoy spiked the ball to stop the clock.
- 2-10-HST 45 (:19) (Shotgun) C.McCoy pass incomplete short right to M.Floyd.
- 3-10-HST 45 (:16) (Shotgun) C.McCoy pass incomplete deep left to J.Doctson (J.Reid).
- Timeout #2 by HST at 00:08.
- 4-10-HST 45 (:08) D.Hopkins 63 yard field goal is No Good, Short, Center-N.Sundberg, Holder-T.Way.

P23

Houston Texans at 0:03

- 1-10-WAS 47 (:03) D.Watson kneels to WAS 48 for -1 yards.

END OF QUARTER

	Score	Time Poss	First Downs				Efficiencies	
			R	P	X	T	3 Down	4 Down
Houston Texans	23	8:16	1	2	1	4	1/3	0/0
Washington Redskins	21	6:44	4	2	0	6	1/4	1/1

Miscellaneous Statistics Report

Houston Texans vs Washington Redskins

11/18/2018 at FedExField

Ten Longest Plays for Houston Texans

Yards	Qtr	Play Start	Play Description
40	3	1-10-HST 25	(4:47) (Shotgun) D.Watson pass short left to K.Coutee to WAS 35 for 40 yards (H.Clinton-Dix; G.Stroman).
28	1	3-1-HST 36	(13:01) D.Watson pass short right to J.Akins pushed ob at WAS 36 for 28 yards (H.Clinton-Dix).
21	2	1-10-HST 4	(11:29) L.Miller right end to HST 25 for 21 yards (H.Clinton-Dix, Z.Brown).
16	1	2-13-WAS 28	(11:36) (Shotgun) D.Watson pass short middle to K.Coutee to WAS 12 for 16 yards (D.Swearinger, F.Moreau).
16	1	1-10-HST 31	(6:28) D.Watson pass short middle to D.Hopkins to HST 47 for 16 yards (H.Clinton-Dix).
16	1	1-10-WAS 16	(3:20) (Shotgun) D.Watson pass short left to D.Hopkins for 16 yards, TOUCHDOWN.
16	4	2-4-HST 47	(10:05) A.Blue left end to WAS 37 for 16 yards (H.Clinton-Dix).
15	1	1-10-WAS 48	(5:34) L.Miller left tackle to WAS 33 for 15 yards (H.Clinton-Dix, J.Norman).
14	3	3-2-HST 33	(13:49) (Shotgun) D.Watson pass short middle to J.Akins to HST 47 for 14 yards (G.Stroman; J.Norman).
13	4	3-7-HST 45	(3:51) (Shotgun) D.Watson pass short left to L.Miller to WAS 42 for 13 yards (H.Clinton-Dix).

Ten Longest Plays for Washington Redskins

Yards	Qtr	Play Start	Play Description
24	1	2-6-WAS 29	(2:51) (No Huddle, Shotgun) A.Smith pass deep left to J.Reed pushed ob at HST 47 for 24 yards (K.Jackson).
18	1	3-6-WAS 13	(8:58) (Shotgun) A.Smith pass short middle to M.Floyd to WAS 31 for 18 yards (K.Jackson).
15	1	2-11-HST 30	(:47) (Shotgun) A.Smith pass short middle to T.Quinn to HST 15 for 15 yards (K.Jackson).
15	3	2-10-WAS 35	(11:01) (Shotgun) A.Smith scrambles right end pushed ob at 50 for 15 yards (J.Joseph).
15	4	2-5-HST 22	(12:37) (Shotgun) C.McCoy right end pushed ob at HST 7 for 15 yards (B.McKinney).
14	3	1-10-50	(10:27) (Shotgun) A.Smith pass short middle to J.Reed to HST 36 for 14 yards (T.Mathieu).
13	1	1-10-HST 47	(2:15) (Shotgun) A.Smith pass short right to M.Harris pushed ob at HST 34 for 13 yards (T.Mathieu).
13	2	3-6-HST 29	(5:03) (Shotgun) A.Smith pass short right to T.Quinn pushed ob at HST 16 for 13 yards (T.Mathieu).
12	3	1-10-WAS 33	(1:13) (Shotgun) C.McCoy pass short left to J.Doctson to WAS 45 for 12 yards (S.Wright).
11	4	2-7-HST 38	(13:50) (Shotgun) C.McCoy pass short left to J.Doctson pushed ob at HST 27 for 11 yards (K.Jackson).

Touchdown Scoring Information

		Offense	Defense	Special Teams
VISITOR	Houston Texans	1	1	0
HOME	Washington Redskins	3	0	0

Player Scoring Information

Club	Player	TD	Rush TD	Rec TD	KO TD	Punt TD	Int TD	Fum TD	Misc TD	FG	XP	2Pt Rush	2Pt Rec	Sfty	Points
HST	K.Fairbairn	0	0	0	0	0	0	0	0	3	2	0	0	0	11
HST	D.Hopkins	0	0	1	0	0	0	0	0	0	0	0	0	0	6
HST	J.Reid	0	0	0	0	0	1	0	0	0	0	0	0	0	6
WAS	A.Peterson	0	2	0	0	0	0	0	0	0	0	0	0	0	12
WAS	J.Reed	0	0	1	0	0	0	0	0	0	0	0	0	0	6
WAS	D.Hopkins	0	0	0	0	0	0	0	0	0	3	0	0	0	3

Possession Detail

	First Half		Second Half		Game	
	Visitor	Home	Visitor	Home	Visitor	Home
Largest Lead	10	0	6	1	10	1
Drives Leading	4	0	5	0	9	0
Time of Possession Leading	7:29	0:00	12:29	0:00	19:58	0:00
Largest Deficit	0	-10	-1	-6	-1	-10
Drives Trailing	0	6	1	5	1	11
Time of Possession Trailing	0:00	17:03	4:27	13:04	4:27	30:07
Times Score Tied Up		0		0		0
Lead Changes		1		2		3

Playtime Percentage

Percent of playtime per player on offense, defense and special teams

Houston Texans

Offense Defense Special Teams

Washington Redskins

Offense Defense Special Teams

National Football League Game Summary

NFL Copyright © 2018 by The National Football League. All rights reserved. This summary and play-by-play is for the express purpose of assisting media in their coverage of the game; any other use of this material is prohibited without the written permission of the National Football League. Updated: 11/22/2018

Date: Thursday, 11/22/2018

Washington Redskins at Dallas Cowboys

Start Time: 3:20 PM CST

at AT&T Stadium, Arlington, Texas

Game Day Weather

Played Indoor on Turf: Artificial

Outdoor Weather: T: 65; H: 42%; W: SSE 5,

Officials

Referee: Torbert, Ronald (62)
Line Judge: Steinkerchner, Mark (84)
Back Judge: Josselyn, Anthony (67)

Umpire: Ferrell, Dan (64)
Field Judge: Buchanan, Jimmy (86)
Replay Official: Frantz, Earnie (0)

Down Judge: Thomas, Sarah (53)
Side Judge: Edwards, Scott (3)

Lineups

Washington Redskins

Dallas Cowboys

Offense		Defense	
WR 18	J.Doctson	DE 93	J.Allen
LT 72	J.Cooper	NT 95	D.Payne
LG 71	T.Williams	DE 98	M.Ioannidis
C 73	C.Roullier	SLB 94	P.Smith
RG 66	T.Bergstrom	MLB 53	Z.Brown
RT 76	M.Moses	MLB 54	M.Foster
TE 85	V.Davis	WLB 91	R.Kerrigan
WR 14	T.Quinn	CB 23	Q.Dunbar
WR 13	M.Harris	CB 24	J.Norman
QB 12	C.McCoy	SS 20	H.Clinton-Dix
RB 26	A.Peterson	FS 36	D.Swearinger

Offense		Defense	
WR 19	A.Cooper	DE 90	D.Lawrence
LT 75	C.Fleming	DT 96	M.Collins
LG 76	X.Su'a-Filo	DT 99	A.Woods
C 73	J.Looney	DE 98	T.Crawford
RG 70	Z.Martin	SLB 57	D.Wilson
RT 71	L.Collins	MLB 54	J.Smith
TE 86	D.Schultz	WLB 55	L.Vander Esch
TE 80	R.Gathers	CB 31	B.Jones
WR 17	A.Hurns	CB 24	C.Awuzie
QB 4	D.Prescott	SS 38	J.Heath
RB 21	E.Elliott	FS 25	X.Woods

Substitutions

Substitutions

K 3 D.Hopkins, P 5 T.Way, WR 16 J.Chesson, WR 17 M.Floyd, S 22 D.Everett, CB 31 F.Moreau, RB 34 B.Marshall, S 35 M.Nicholson, CB 37 G.Stroman, LB 40 J.Harvey-Clemons, CB 41 D.Johnson, RB 46 K.Bibbs, LB 51 S.Hamilton, LB 52 R.Anderson, LS 57 N.Sundberg, LB 58 C.McKinzy, C 69 L.Bowanko, T 78 A.Howard, T 79 T.Nsekhe, TE 86 J.Reed, TE 87 J.Sprinkle, DT 92 S.McGee, DL 97 T.Settle

K 2 B.Maher, P 6 C.Jones, WR 11 C.Beasley, WR 13 M.Gallup, WR 14 L.Lenoir, DB 20 D.Thompson, CB 27 J.Lewis, CB 30 A.Brown, S 35 K.Frazier, RB 45 R.Smith, FB 49 J.Olawale, DT 51 C.Reid, G 52 C.Williams, LB 53 J.March-Lillard, WR 85 N.Brown, TE 89 B.Jarwin, LS 91 L.Ladouceur, DE 92 D.Armstrong, DT 93 D.Ross, DE 94 R.Gregory

Did Not Play

Did Not Play

QB 6 M.Sanchez

QB 7 C.Rush, LB 48 J.Thomas, LB 59 C.Covington, T 77 T.Smith

Not Active

Not Active

RB 25 C.Thompson, RB 32 S.Perine, CB 39 A.Alexander, LB 56 Z.Vigil, WR 80 J.Crowder, LB 96 P.McPhee, DT 99 C.Brantley

QB 3 Mi.White, WR 10 T.Austin, LB 50 S.Lee, C 61 A.Redmond, TE 87 G.Swaim, DL 95 D.Irving, DE 97 T.Charlton

Field Goals (made () & missed)

	D.Hopkins	(31)	B.Maher	(28)					
			1	2	3	4	OT	Total	
VISITOR:	Washington Redskins		0	7	6	10	0	23	
HOME:	Dallas Cowboys		7	3	14	7	0	31	

Scoring Plays

Team	Qtr	Time	Play Description (Extra Point) (Drive Info)	Visitor	Home
Cowboys	1	10:02	E.Elliott 16 yd. run (B.Maher kick) (10-75, 4:58)	0	7
Redskins	2	7:04	V.Davis 53 yd. pass from C.McCoy (D.Hopkins kick) (1-53, 0:08)	7	7
Cowboys	2	1:28	B.Maher 28 yd. Field Goal (14-65, 5:36)	7	10
Redskins	3	9:02	T.Quinn 10 yd. pass from C.McCoy (kick failed, wl) (3-25, 1:29)	13	10
Cowboys	3	6:47	A.Cooper 40 yd. pass from D.Prescott (B.Maher kick) (6-75, 2:15)	13	17
Cowboys	3	2:10	A.Cooper 90 yd. pass from D.Prescott (B.Maher kick) (2-91, 0:55)	13	24
Cowboys	4	14:11	D.Prescott 5 yd. run (B.Maher kick) (5-17, 2:20)	13	31
Redskins	4	11:43	K.Bibbs 1 yd. run (D.Hopkins kick) (6-44, 2:28)	20	31
Redskins	4	1:13	D.Hopkins 31 yd. Field Goal (11-41, 2:37)	23	31

National Football League Game Summary

NFL Copyright © 2018 by The National Football League. All rights reserved. This summary and play-by-play is for the express purpose of assisting media in their coverage of the game; any other use of this material is prohibited without the written permission of the National Football League.

Updated: 11/22/2018

Paid Attendance: 92,076

Time: 3:36

Washington Redskins vs Dallas Cowboys
11/22/2018 at AT&T Stadium

Final Individual Statistics

Washington Redskins

Dallas Cowboys

RUSHING						RUSHING					
	ATT	YDS	AVG	LG	TD		ATT	YDS	AVG	LG	TD
A.Peterson	12	35	2.9	9	0	E.Elliott	26	121	4.7	16	1
C.McCoy	5	28	5.6	12	0	D.Prescott	6	18	3.0	10	1
K.Bibbs	3	17	5.7	8	1	R.Smith	2	7	3.5	8	0
Total	20	80	4.0	12	1	Total	34	146	4.3	16	2

PASSING									PASSING								
	ATT	CMP	YDS	SK/YD	TD	LG	IN	RT		ATT	CMP	YDS	SK/YD	TD	LG	IN	RT
C.McCoy	38	24	268	3/17	2	53	3	68.8	D.Prescott	31	22	289	4/31	2	90	0	121.6
Total	38	24	268	3/17	2	53	3	68.8	Total	31	22	289	4/31	2	90	0	121.6

PASS RECEIVING							PASS RECEIVING						
	TAR	REC	YDS	AVG	LG	TD		TAR	REC	YDS	AVG	LG	TD
J.Reed	8	6	75	12.5	20	0	A.Cooper	9	8	180	22.5	90	2
J.Doctson	10	6	66	11.0	17	0	E.Elliott	6	5	22	4.4	7	0
T.Quinn	6	5	26	5.2	10	1	B.Jarwin	2	2	25	12.5	13	0
K.Bibbs	3	3	19	6.3	8	0	M.Gallup	6	2	19	9.5	12	0
V.Davis	4	2	73	36.5	53	1	N.Brown	2	1	22	22.0	22	0
A.Peterson	2	2	9	4.5	9	0	J.Olawale	1	1	10	10.0	10	0
M.Harris	5	0	0	0.0	0	0	A.Hurns	1	1	7	7.0	7	0
							C.Beasley	2	1	5	5.0	5	0
							D.Schultz	1	1	-1	-1.0	-1	0
Total	38	24	268	11.2	53	2	Total	30	22	289	13.1	90	2

INTERCEPTIONS						INTERCEPTIONS					
	NO	YDS	AVG	LG	TD		NO	YDS	AVG	LG	TD
Total	0	0	0	0	0	D.Lawrence	1	13	13.0	13	0
						A.Brown	1	1	1.0	1	0
						X.Woods	1	0	0.0	0	0
						Total	3	14	4.7	13	0

PUNTING								PUNTING							
	NO	YDS	AVG	NET	TB	IN20	LG		NO	YDS	AVG	NET	TB	IN20	LG
T.Way	5	228	45.6	45.6	0	4	54	C.Jones	6	287	47.8	41.2	0	2	51
Total	5	228	45.6	45.6	0	4	54	Total	6	287	47.8	41.2	0	2	51

PUNT RETURNS							PUNT RETURNS						
	NO	YDS	AVG	FC	LG	TD		NO	YDS	AVG	FC	LG	TD
T.Quinn	2	40	20.0	2	30	0	C.Beasley	0	0	0.0	2	0	0
[DOWNED]	1	0	0.0	0	0	0	[DOWNED]	2	0	0.0	0	0	0
[OUT OF BOUNDS]	1	0	0.0	0	0	0	[OUT OF BOUNDS]	1	0	0.0	0	0	0
Total	2	40	20.0	2	30	0	Total	0	0	0.0	2	0	0

KICKOFF RETURNS							KICKOFF RETURNS						
	NO	YDS	AVG	FC	LG	TD		NO	YDS	AVG	FC	LG	TD
D.Johnson	1	44	44.0	0	44	0	J.Lewis	1	19	19.0	0	19	0
[TOUCHBACK]	5	0	0.0	0	0	0	[TOUCHBACK]	3	0	0.0	0	0	0
Total	1	44	44.0	0	44	0	Total	1	19	19.0	0	19	0

Washington Redskins

FUMBLES	FUM	LOST	OWN-REC	YDS	TD	FORCED	OPP-REC	YDS	TD	OUT-BDS
K.Bibbs	1	0	0	0	0	0	0	0	0	1
C.McCoy	1	0	0	0	0	0	0	0	0	0
C.Roullier	0	0	1	0	0	0	0	0	0	0
J.Norman	0	0	0	0	0	1	0	0	0	0
Total	2	0	1	0	0	1	0	0	0	1

Dallas Cowboys

FUMBLES	FUM	LOST	OWN-REC	YDS	TD	FORCED	OPP-REC	YDS	TD	OUT-BDS
D.Prescott	1	0	0	0	0	0	0	0	0	1
J.Heath	0	0	0	0	0	1	0	0	0	0
J.Smith	0	0	0	0	0	1	0	0	0	0
Total	1	0	0	0	0	2	0	0	0	1

Final Team Statistics

	Visitor Redskins	Home Cowboys
TOTAL FIRST DOWNS	18	20
By Rushing	5	8
By Passing	12	11
By Penalty	1	1
THIRD DOWN EFFICIENCY	4-11-36%	6-14-43%
FOURTH DOWN EFFICIENCY	0-0-0%	0-1-0%
TOTAL NET YARDS	331	404
Total Offensive Plays (inc. times thrown passing)	61	69
Average gain per offensive play	5.4	5.9
NET YARDS RUSHING	80	146
Total Rushing Plays	20	34
Average gain per rushing play	4.0	4.3
Tackles for a loss-number and yards	1-1	2-2
NET YARDS PASSING	251	258
Times thrown - yards lost attempting to pass	3-17	4-31
Gross yards passing	268	289
PASS ATTEMPTS-COMPLETIONS-HAD INTERCEPTED	38-24-3	31-22-0
Avg gain per pass play (inc.# thrown passing)	6.1	7.4
KICKOFFS Number-In End Zone-Touchbacks	5-3-3	6-5-5
PUNTS Number and Average	5-45.6	6-47.8
Had Blocked	0	0
FGs - PATs Had Blocked	0-0	0-0
Net Punting Average	45.6	41.2
TOTAL RETURN YARDAGE (Not Including Kickoffs)	40	14
No. and Yards Punt Returns	2-40	0-0
No. and Yards Kickoff Returns	1-44	1-19
No. and Yards Interception Returns	0-0	3-14
PENALTIES Number and Yards	4-25	4-30
FUMBLES Number and Lost	2-0	1-0
TOUCHDOWNS	3	4
Rushing	1	2
Passing	2	2
EXTRA POINTS Made-Attempts	2-3	4-4
Kicking Made-Attempts	2-3	4-4
FIELD GOALS Made-Attempts	1-1	1-1
RED ZONE EFFICIENCY	2-3-67%	2-3-67%
GOAL TO GO EFFICIENCY	2-2-100%	1-2-50%
SAFETIES	0	0
FINAL SCORE	23	31
TIME OF POSSESSION	26:37	33:23

Ball Possession And Drive Chart

Washington Redskins

#	Time Recd	Time Lost	Time Poss	How Ball Obtained	Drive Began	# Play	Yds Gain	Yds Pen	Net Yds	1st Down	Last Scrm	How Given Up
1	10:02	8:28	1:34	Kickoff	WAS 25	3	4	0	4	0	WAS 29	Punt
2	6:52	2:54	3:58	Punt	WAS 23	9	36	0	36	2	DAL 41	Interception
3	14:51	9:33	5:18	Punt	WAS 9	8	39	-5	34	2	WAS 43	Punt
4	7:12	7:04	0:08	Punt	WAS 47	1	53	0	53	1	WAS 47	Touchdown
5	1:28	1:02	0:26	Kickoff	WAS 25	3	-5	0	-5	0	WAS 20	Punt
6	0:15	0:00	0:15	Punt	WAS 3	1	-1	0	-1	0	WAS 3	End of Half
7	15:00	12:06	2:54	Kickoff	WAS 25	5	8	5	13	1	WAS 38	Punt
8	10:31	9:02	1:29	Punt	DAL 25	3	30	-5	25	2	* DAL 10	Touchdown
9	6:47	3:05	3:42	Kickoff	WAS 25	6	42	-5	37	2	DAL 38	Punt
10	2:10	1:31	0:39	Kickoff	WAS 25	2	9	0	9	0	WAS 34	Interception
11	14:11	11:43	2:28	Kickoff	DAL 44	6	44	0	44	4	* DAL 1	Touchdown
12	5:27	4:18	1:09	Downs	WAS 33	4	31	0	31	1	DAL 36	Interception
13	3:50	1:13	2:37	Punt	WAS 46	11	41	0	41	3	* DAL 13	Field Goal

(417) Average WAS 32

Dallas Cowboys

#	Time Recd	Time Lost	Time Poss	How Ball Obtained	Drive Began	# Play	Yds Gain	Yds Pen	Net Yds	1st Down	Last Scrm	How Given Up
1	15:00	10:02	4:58	Kickoff	DAL 25	10	75	0	75	5	* WAS 16	Touchdown
2	8:28	6:52	1:36	Punt	DAL 19	3	14	-5	9	0	DAL 28	Punt
3	2:54	14:51	3:03	Interception	DAL 27	5	13	0	13	1	DAL 40	Punt
4	9:33	7:12	2:21	Punt	DAL 4	3	8	0	8	0	DAL 12	Punt
5	7:04	1:28	5:36	Kickoff	DAL 25	14	65	0	65	4	* WAS 10	Field Goal
6	1:02	0:15	0:47	Punt	DAL 40	4	7	0	7	1	DAL 47	Punt
7	12:06	10:31	1:35	Punt	DAL 8	3	1	0	1	0	DAL 9	Punt
8	9:02	6:47	2:15	Kickoff	DAL 25	6	75	0	75	3	WAS 40	Touchdown
9	3:05	2:10	0:55	Punt	DAL 9	2	91	0	91	1	DAL 10	Touchdown
10	1:31	14:11	2:20	Interception	WAS 17	5	17	0	17	2	* WAS 5	Touchdown
11	11:43	5:27	6:16	Kickoff	DAL 22	10	40	5	45	3	WAS 33	Downs
12	4:18	3:50	0:28	Interception	DAL 14	3	0	0	0	0	DAL 14	Punt
13	1:13	0:00	1:13	Kickoff	DAL 49	2	-2	0	-2	0	DAL 48	End of Game

(350) Average DAL 27

* inside opponent's 20

Time of Possession by Quarter

	1st	2nd	3rd	4th	OT	Total
Visitor Washington Redskins	5:32	6:07	8:44	6:14		26:37
Home Dallas Cowboys	9:28	8:53	6:16	8:46		33:23

Kickoff Drive No.-Start Average

Redskins: 6 - WAS 30

Cowboys: 4 - DAL 24

Washington Redskins vs Dallas Cowboys

11/22/2018 at AT&T Stadium

First Half Summary

PERIOD SCORES

Redskins	0	7 = 7
Cowboys	7	3 = 10

TIME OF POSSESSION

Redskins	11:39
Cowboys	18:21

Scoring Plays

Team	Qtr	Time	Play Description (Extra Point) (Drive Info)	Visitor	Home
Cowboys	1	10:02	E.Elliott 16 yd. run (B.Maher kick) (10-75, 4:58)	0	7
Redskins	2	7:04	V.Davis 53 yd. pass from C.McCoy (D.Hopkins kick) (1-53, 0:08)	7	7
Cowboys	2	1:28	B.Maher 28 yd. Field Goal (14-65, 5:36)	7	10

	Washington Redskins	Dallas Cowboys
TOTAL FIRST DOWNS	5	11
First Downs Rushing-Passing-by Penalty	1 - 4 - 0	3 - 8 - 0
THIRD DOWN EFFICIENCY	3-7-43%	4-9-44%
TOTAL NET YARDS	126	182
Total Offensive Plays	25	38
NET YARDS RUSHING	20	67
NET YARDS PASSING	106	115
Gross Yards Passing	116	146
Times thrown-yards lost attempting to pass	2-10	4-31
Pass Attempts-Completions-Had Intercepted	14 - 7 - 1	21 - 16 - 0
Punts-Number and Average	3 - 48.3	4 - 50.3
Penalties-Number and Yards	1 - 5	1 - 5
Fumbles-Number and Lost	2 - 0	1 - 0
Red Zone Efficiency	0-0-0%	1-2-50%
Average Drive Start	WAS 22	DAL 23

Washington Redskins

Dallas Cowboys

Washington Redskins										Dallas Cowboys									
RUSHING										RUSHING									
	ATT	YDS	AVG	LG	TD		ATT	YDS	AVG	LG	TD								
A.Peterson	7	17	2.4	9	0	E.Elliott	11	58	5.3	16	1								
C.McCoy	2	3	1.5	4	0	D.Prescott	1	10	10.0	10	0								
						R.Smith	1	-1	-1.0	-1	0								
Total	9	20	2.2	9	0	Total	13	67	5.2	16	1								
PASSING										PASSING									
	ATT	CMP	YDS	SK/YD	TD	LG	IN	RT		ATT	CMP	YDS	SK/YD	TD	LG	IN	RT		
C.McCoy	14	7	116	2/10	1	53	1	72.3	D.Prescott	21	16	146	4/31	0	22	0	94.5		
Total	14	7	116	2/10	1	53	1	72.3	Total	21	16	146	4/31	0	22	0	94.5		
PASS RECEIVING										PASS RECEIVING									
	TAR	REC	YDS	AVG	LG	TD		TAR	REC	YDS	AVG	LG	TD						
J.Reed	3	3	49	16.3	20	0	A.Cooper	5	4	35	8.8	14	0						
V.Davis	3	1	53	53.0	53	1	E.Elliott	5	4	23	5.8	7	0						
J.Doctson	3	1	9	9.0	9	0	B.Jarwin	2	2	25	12.5	13	0						
K.Bibbs	1	1	8	8.0	8	0	M.Gallup	3	2	19	9.5	12	0						
T.Quinn	2	1	-3	-3.0	-3	0	N.Brown	2	1	22	22.0	22	0						
M.Harris	2	0	0	0.0	0	0	J.Olawale	1	1	10	10.0	10	0						
							A.Hurns	1	1	7	7.0	7	0						
							C.Beasley	1	1	5	5.0	5	0						
Total	14	7	116	16.6	53	1	Total	20	16	146	9.1	22	0						

Washington Redskins

Regular Defensive Plays

Special Teams

Misc

	TKL	AST	COMB	SK	YDS	TFL	Q	IN	PD	FF	FR	TKL	AST	FF	FR	BL	TKL	AST	FF	FR
M.Foster	2	3	5	0	0	0	0	0	0	0	0	0	0	0	0	0	0	0	0	0
Q.Dunbar	4	0	4	0	0	0	0	0	0	0	0	0	0	0	0	0	0	0	0	0
J.Norman	3	1	4	0	0	0	0	0	0	1	0	0	0	0	0	0	0	0	0	0
P.Smith	2	2	4	1.5	13.5	1	4	0	0	0	0	0	0	0	0	0	0	0	0	0
Total	11	6	17	1.5	13.5	1	4	0	0	1	0	0	0	0	0	0	0	0	0	0

First Quarter

11/22/2018

Play By Play

WAS wins the coin toss and elects to defer. DAL elects to Receive, and WAS elects to defend the north goal.

D.Hopkins kicks 65 yards from WAS 35 to end zone, Touchback.

Dallas Cowboys at 15:00

- 1-10-DAL 25 (15:00) E.Elliott up the middle to DAL 27 for 2 yards (P.Smith; Z.Brown).
- 2-8-DAL 27 (14:27) D.Prescott pass short right to E.Elliott to DAL 30 for 3 yards (Z.Brown).
- 3-5-DAL 30 (13:47) (Shotgun) D.Prescott pass short middle to A.Cooper to DAL 37 for 7 yards (J.Norman) P1
- 1-10-DAL 37 (13:10) D.Prescott pass short left to J.Olawale pushed ob at DAL 47 for 10 yards (M.Foster) P2
- 1-10-DAL 47 (12:36) E.Elliott left guard to WAS 47 for 6 yards (Q.Dunbar).
- 2-4-WAS 47 (11:54) (Shotgun) D.Prescott pass incomplete short middle to E.Elliott (D.Swearinger).
- 3-4-WAS 47 (11:50) (Shotgun) D.Prescott pass short right to A.Cooper to WAS 36 for 11 yards (J.Norman). WAS-C.McKinzy was injured during the play. His return is Questionable. Pass complete on a "curl" pattern. P3
- 1-10-WAS 36 (11:25) D.Prescott pass short left to B.Jarwin to WAS 23 for 13 yards (D.Swearinger) [S.Hamilton]. P4
- 1-10-WAS 23 (10:49) E.Elliott right tackle to WAS 16 for 7 yards (M.Ioannidis).
- 2-3-WAS 16 (10:09) E.Elliott left tackle for 16 yards, TOUCHDOWN. R5
B.Maher extra point is GOOD, Center-L.Ladouceur, Holder-C.Jones.

WAS 0 DAL 7, 10 plays, 75 yards, 4:58 drive, 4:58 elapsed

B.Maher kicks 65 yards from DAL 35 to end zone, Touchback.

Washington Redskins at 10:02

- 1-10-WAS 25 (10:02) C.McCoy pass incomplete short middle to J.Doctson (C.Awuzie).
- 2-10-WAS 25 (9:57) (Shotgun) C.McCoy pass short right to J.Doctson to WAS 34 for 9 yards (C.Awuzie).
- 3-1-WAS 34 (9:15) (Shotgun) C.McCoy sacked at WAS 31 for -3 yards (J.Smith). FUMBLES (J.Smith) [J.Smith], recovered by WAS-C.Roullier at WAS 29. C.Roullier to WAS 29 for no gain (J.Heath).
- 4-6-WAS 29 (8:39) (Punt formation) T.Way punts 52 yards to DAL 19, Center-N.Sundberg, downed by WAS-J.Chesson.

Dallas Cowboys at 8:28

- 1-10-DAL 19 (8:28) PENALTY on DAL-C.Fleming, False Start, 5 yards, enforced at DAL 19 - No Play.
- 1-15-DAL 14 (8:28) (Shotgun) D.Prescott pass incomplete deep right.
- 2-15-DAL 14 (8:22) (Shotgun) E.Elliott right guard to DAL 16 for 2 yards (J.Allen).
- 3-13-DAL 16 (7:44) (Shotgun) D.Prescott pass short left to B.Jarwin to DAL 28 for 12 yards (F.Moreau) [P.Smith].
- 4-1-DAL 28 (7:00) (Punt formation) C.Jones punts 49 yards to WAS 23, Center-L.Ladouceur, fair catch by T.Quinn.

Washington Redskins at 6:52

- 1-10-WAS 23 (6:52) (Shotgun) C.McCoy pass incomplete short middle to M.Harris (T.Crawford). Ball was tipped at the line of scrimmage.
- 2-10-WAS 23 (6:48) A.Peterson left end pushed ob at WAS 23 for no gain (J.Heath).
- 3-10-WAS 23 (6:20) (Shotgun) C.McCoy pass short middle to J.Reed to WAS 43 for 20 yards (A.Brown) P1
- 1-10-WAS 43 (5:38) (Shotgun) A.Peterson up the middle to WAS 42 for -1 yards (C.Reid; M.Collins).
- 2-11-WAS 42 (5:12) (Shotgun) C.McCoy pass incomplete deep right to V.Davis (J.Heath).
- 3-11-WAS 42 (5:06) (Shotgun) C.McCoy pass short middle to J.Reed to DAL 47 for 11 yards (X.Woods) P2
- 1-10-DAL 47 (4:21) A.Peterson right tackle to DAL 45 for 2 yards (C.Awuzie; J.Heath).
- 2-8-DAL 45 (3:43) (Shotgun) C.McCoy scrambles right end to DAL 41 for 4 yards.
- 3-4-DAL 41 (3:01) (Shotgun) C.McCoy pass short left intended for T.Quinn INTERCEPTED by A.Brown at DAL 26. A.Brown to DAL 27 for 1 yard (T.Quinn).

Dallas Cowboys at 2:54

- 1-10-DAL 27 (2:54) (Shotgun) D.Prescott pass short left to A.Hurns to DAL 34 for 7 yards (Q.Dunbar).
- 2-3-DAL 34 (2:15) E.Elliott right guard to DAL 41 for 7 yards (D.Everett; M.Foster) R6
- 1-10-DAL 41 (1:39) (Shotgun) D.Prescott pass short middle to C.Beasley to DAL 46 for 5 yards (D.Swearinger). Redskins' Adrian Peterson has a shoulder injury; his return is questionable.
- 2-5-DAL 46 (:59) E.Elliott up the middle to DAL 47 for 1 yard (P.Smith).
- 3-4-DAL 47 (:18) (Shotgun) D.Prescott sacked at DAL 40 for -7 yards (J.Allen).

END OF QUARTER

	Score	Time Poss	First Downs				Efficiencies	
			R	P	X	T	3 Down	4 Down
Washington Redskins	0	5:32	0	2	0	2	2/4	0/0
Dallas Cowboys	7	9:28	2	4	0	6	2/4	0/0

Second Quarter

11/22/2018

Play By Play

Dallas Cowboys continued.

4-11-DAL 40 (15:00) (Punt formation) C.Jones punts 51 yards to WAS 9, Center-L.Ladouceur, fair catch by T.Quinn.

Washington Redskins at 14:51

1-10-WAS 9 (14:51) A.Peterson up the middle to WAS 11 for 2 yards (J.Smith).

2-8-WAS 11 (14:11) C.McCoy pass short left to J.Reed pushed ob at WAS 29 for 18 yards (J.Heath). P3

1-10-WAS 29 (13:37) A.Peterson left tackle to WAS 30 for 1 yard (A.Woods; L.Vander Esch).

2-9-WAS 30 (12:55) (Shotgun) C.McCoy pass short right to K.Bibbs to WAS 38 for 8 yards (J.Heath). FUMBLES (J.Heath), ball out of bounds at WAS 38.

3-1-WAS 38 (12:17) A.Peterson up the middle to WAS 42 for 4 yards (D.Wilson). R4

1-10-WAS 42 (11:39) A.Peterson right end pushed ob at DAL 49 for 9 yards (D.Lawrence).

2-1-DAL 49 (10:59) PENALTY on WAS-V.Davis, False Start, 5 yards, enforced at DAL 49 - No Play.

Timeout #1 by WAS at 10:34.

2-6-WAS 46 (10:34) (Shotgun) C.McCoy pass short left to T.Quinn to WAS 43 for -3 yards (J.Heath).

3-9-WAS 43 (9:51) (Shotgun) C.McCoy pass incomplete short right to V.Davis [D.Lawrence].

4-9-WAS 43 (9:45) (Punt formation) T.Way punts 53 yards to DAL 4, Center-N.Sundberg, downed by WAS-C.McKinzy.

Dallas Cowboys at 9:33

1-10-DAL 4 (9:33) E.Elliott up the middle to DAL 5 for 1 yard (D.Swearinger).

2-9-DAL 5 (8:50) (Shotgun) D.Prescott sacked at DAL 1 for -4 yards (D.Payne).

3-13-DAL 1 (8:04) E.Elliott left guard to DAL 12 for 11 yards (J.Harvey-Clemons).

4-2-DAL 12 (7:25) (Punt formation) C.Jones punts 51 yards to WAS 37, Center-L.Ladouceur. T.Quinn to WAS 47 for 10 yards (J.Olawale).

Washington Redskins at 7:12

1-10-WAS 47 (7:12) (Shotgun) C.McCoy pass deep left to V.Davis for 53 yards, TOUCHDOWN. P5

D.Hopkins extra point is GOOD, Center-N.Sundberg, Holder-T.Way.

WAS 7 DAL 7, 1 plays, 53 yards, 0:08 drive, 7:56 elapsed

D.Hopkins kicks 65 yards from WAS 35 to end zone, Touchback.

Dallas Cowboys at 7:04

1-10-DAL 25 (7:04) D.Prescott pass short left to M.Gallup to DAL 32 for 7 yards (Q.Dunbar).

2-3-DAL 32 (6:34) E.Elliott left tackle to DAL 33 for 1 yard (T.Settle).

3-2-DAL 33 (5:50) (Shotgun) D.Prescott pass short right to A.Cooper pushed ob at DAL 36 for 3 yards (F.Moreau). P7

1-10-DAL 36 (5:21) E.Elliott up the middle to DAL 40 for 4 yards (J.Allen).

2-6-DAL 40 (4:44) D.Prescott pass short left to N.Brown to WAS 38 for 22 yards (Z.Brown). P8

1-10-WAS 38 (3:53) (Shotgun) D.Prescott pass short left to E.Elliott to WAS 31 for 7 yards (H.Clinton-Dix).

2-3-WAS 31 (3:13) R.Smith left tackle to WAS 32 for -1 yards (T.Settle).

3-4-WAS 32 (2:35) (Shotgun) D.Prescott pass short left to M.Gallup to WAS 20 for 12 yards (Q.Dunbar) [P.Smith]. P9

Two-Minute Warning

1-10-WAS 20 (2:00) (Shotgun) D.Prescott pass short right to E.Elliott pushed ob at WAS 14 for 6 yards (M.Foster).

2-4-WAS 14 (1:54) (Shotgun) D.Prescott right end to WAS 4 for 10 yards (J.Norman). FUMBLES (J.Norman), ball out of bounds at WAS 4. R10

Timeout #1 by DAL at 01:48.

1-4-WAS 4 (1:48) D.Prescott pass incomplete short left to N.Brown.

2-4-WAS 4 (1:43) (Shotgun) D.Prescott sacked at WAS 17 for -13 yards (sack split by R.Kerrigan and P.Smith). Washington's Matt Ioannidis has a lower leg injury, his return is questionable.

Timeout #2 by WAS at 01:38.

3-17-WAS 17 (1:38) (Shotgun) D.Prescott pass short middle to E.Elliott to WAS 10 for 7 yards (M.Foster; D.Payne).

Timeout #3 by WAS at 01:32.

4-10-WAS 10 (1:32) (Field Goal formation) B.Maher 28 yard field goal is GOOD, Center-L.Ladouceur, Holder-C.Jones.

WAS 7 DAL 10, 14 plays, 65 yards, 5:36 drive, 13:32 elapsed

B.Maher kicks 65 yards from DAL 35 to end zone, Touchback.

Washington Redskins at 1:28

1-10-WAS 25 (1:28) (Shotgun) C.McCoy pass incomplete short right to M.Harris.

2-10-WAS 25 (1:21) (Shotgun) C.McCoy pass incomplete short right to J.Doctson (X.Woods) [M.Collins].

3-10-WAS 25 (1:15) (Shotgun) C.McCoy sacked at WAS 20 for -5 yards (sack split by T.Crawford and D.Lawrence).

Penalty on WAS-T.Bergstrom, Illegal Use of Hands, declined.

Washington Redskins vs Dallas Cowboys at AT&T Stadium

4-15-WAS 20 (1:09) (Punt formation) T.Way punts 40 yards to DAL 40, Center-N.Sundberg, out of bounds.

Dallas Cowboys at 1:02

1-10-DAL 40 (1:02) (Shotgun) D.Prescott pass short right to A.Cooper to WAS 46 for 14 yards (M.Foster; J.Norman).

P11

1-10-WAS 46 (:41) (No Huddle, Shotgun) D.Prescott pass incomplete short right to A.Cooper (D.Payne).

2-10-WAS 46 (:36) (Shotgun) D.Prescott sacked at DAL 47 for -7 yards (P.Smith).

Timeout #2 by DAL at 00:30.

3-17-DAL 47 (:30) (Shotgun) D.Prescott pass incomplete short middle to M.Gallup.

4-17-DAL 47 (:26) (Punt formation) C.Jones punts 50 yards to WAS 3, Center-L.Ladouceur, downed by DAL-J.March-Lillard.

Washington Redskins at 0:15

1-10-WAS 3 (:15) C.McCoy kneels to WAS 2 for -1 yards.

END OF QUARTER	Score	Time Poss	First Downs				Efficiencies	
			R	P	X	T	3 Down	4 Down
Washington Redskins	7	6:07	1	2	0	3	1/3	0/0
Dallas Cowboys	10	8:53	1	4	0	5	2/5	0/0

Third Quarter

11/22/2018

Play By Play

WAS elects to Receive, and DAL elects to defend the South goal.

B.Maher kicks 65 yards from DAL 35 to end zone, Touchback.

Washington Redskins at 15:00

1-10-WAS 25 (15:00) A.Peterson right end pushed ob at WAS 30 for 5 yards (C.Awuzie).

2-5-WAS 30 (14:22) (Shotgun) C.McCoy pass incomplete deep left to M.Harris.

3-5-WAS 30 (14:16) (Shotgun) C.McCoy pass incomplete short left [T.Crawford].

PENALTY on DAL-B.Jones, Defensive Holding, 5 yards, enforced at WAS 30 - No Play.

X6

1-10-WAS 35 (14:11) A.Peterson up the middle to WAS 36 for 1 yard (D.Lawrence).

2-9-WAS 36 (13:31) (Shotgun) C.McCoy pass short left to A.Peterson to WAS 36 for no gain (L.Vander Esch).

3-9-WAS 36 (12:50) (Shotgun) C.McCoy scrambles right end to WAS 38 for 2 yards (J.Smith).

4-7-WAS 38 (12:12) (Punt formation) T.Way punts 54 yards to DAL 8, Center-N.Sundberg, fair catch by C.Beasley.

Dallas Cowboys at 12:06

1-10-DAL 8 (12:06) E.Elliott left guard to DAL 10 for 2 yards (D.Payne).

2-8-DAL 10 (11:30) (Shotgun) D.Prescott pass short left to E.Elliott to DAL 9 for -1 yards (J.Allen).

3-9-DAL 9 (10:49) (Shotgun) D.Prescott pass incomplete short left to M.Gallup.

4-9-DAL 9 (10:44) (Punt formation) C.Jones punts 46 yards to WAS 45, Center-L.Ladouceur. T.Quinn to DAL 25 for 30 yards (C.Jones). Return left sideline

Washington Redskins at 10:31

1-10-DAL 25 (10:31) PENALTY on DAL-T.Crawford, Neutral Zone Infraction, 5 yards, enforced at DAL 25 - No Play.

1-5-DAL 20 (10:31) A.Peterson right end to DAL 16 for 4 yards (J.Smith).

PENALTY on WAS-J.Cooper, Offensive Holding, 10 yards, enforced at DAL 20 - No Play.

1-15-DAL 30 (10:10) (Shotgun) C.McCoy pass short middle to J.Reed to DAL 18 for 12 yards (J.Heath).

2-3-DAL 18 (9:31) K.Bibbs left end to DAL 10 for 8 yards (L.Vander Esch). WAS-T.Williams was injured during the play. His return is Questionable.

R7

1-10-DAL 10 (9:09) (Shotgun) C.McCoy pass short left to T.Quinn for 10 yards, TOUCHDOWN [R.Gregory].

P8

D.Hopkins extra point is No Good, Wide Left, Center-N.Sundberg, Holder-T.Way.

WAS 13 DAL 10, 3 plays, 25 yards, 1 penalty, 1:29 drive, 5:58 elapsed

D.Hopkins kicks 65 yards from WAS 35 to end zone, Touchback.

Dallas Cowboys at 9:02

1-10-DAL 25 (9:02) D.Prescott pass short left to A.Cooper pushed ob at DAL 36 for 11 yards (J.Norman).

P12

1-10-DAL 36 (8:27) (Shotgun) D.Prescott pass incomplete short right to C.Beasley.

2-10-DAL 36 (8:23) E.Elliott right tackle to WAS 48 for 16 yards (H.Clinton-Dix; M.Foster).

R13

1-10-WAS 48 (7:41) D.Prescott pass incomplete short left to M.Gallup (J.Norman).

2-10-WAS 48 (7:36) E.Elliott right end to WAS 40 for 8 yards (T.Settle).

3-2-WAS 40 (6:57) (Shotgun) D.Prescott pass short left to A.Cooper for 40 yards, TOUCHDOWN.

P14

B.Maher extra point is GOOD, Center-L.Ladouceur, Holder-C.Jones.

WAS 13 DAL 17, 6 plays, 75 yards, 2:15 drive, 8:13 elapsed

B.Maher kicks 65 yards from DAL 35 to end zone, Touchback.

Washington Redskins at 6:47

1-10-WAS 25 (6:47) A.Peterson right tackle to WAS 28 for 3 yards (J.Smith).

2-7-WAS 28 (6:09) (Shotgun) C.McCoy pass short right to J.Doctson to WAS 38 for 10 yards (L.Vander Esch).

P9

1-10-WAS 38 (5:29) (Shotgun) C.McCoy pass deep right to V.Davis to DAL 42 for 20 yards (J.Heath).

P10

1-10-DAL 42 (4:49) A.Peterson right tackle to DAL 34 for 8 yards (J.Smith).

2-2-DAL 34 (4:10) A.Peterson up the middle to DAL 33 for 1 yard (R.Gregory).

3-1-DAL 33 (3:32) PENALTY on WAS-M.Harris, False Start, 5 yards, enforced at DAL 33 - No Play.

3-6-DAL 38 (3:18) (Shotgun) C.McCoy pass incomplete deep left to J.Reed.

Penalty on WAS-M.Moses, Offensive Holding, declined.

4-6-DAL 38 (3:13) (Punt formation) T.Way punts 29 yards to DAL 9, Center-N.Sundberg, fair catch by C.Beasley.

Dallas Cowboys at 3:05

1-10-DAL 9 (3:05) E.Elliott right tackle to DAL 10 for 1 yard (J.Allen; M.Foster).

2-9-DAL 10 (2:27) (Shotgun) D.Prescott pass deep middle to A.Cooper for 90 yards, TOUCHDOWN.

P15

B.Maher extra point is GOOD, Center-L.Ladouceur, Holder-C.Jones.

Washington Redskins vs Dallas Cowboys at AT&T Stadium

WAS 13 DAL 24, 2 plays, 91 yards, 0:55 drive, 12:50 elapsed

B.Maher kicks 65 yards from DAL 35 to end zone, Touchback.

Washington Redskins at 2:10

1-10-WAS 25 (2:10) (Shotgun) C.McCoy pass short left to A.Peterson ran ob at WAS 34 for 9 yards (B.Jones).

2-1-WAS 34 (1:38) (Shotgun) C.McCoy pass short right intended for J.Doctson INTERCEPTED by D.Lawrence at WAS 30. D.Lawrence to WAS 17 for 13 yards (J.Cooper; C.Roullier).
Timeout #1 by DAL at 01:31.

Dallas Cowboys at 1:31

1-10-WAS 17 (1:31) E.Elliott left tackle to WAS 8 for 9 yards (J.Allen).

2-1-WAS 8 (:51) (Shotgun) D.Prescott left end pushed ob at WAS 6 for 2 yards (H.Clinton-Dix).

1-6-WAS 6 (:14) (Shotgun) D.Prescott pass short middle to D.Schultz to WAS 7 for -1 yards (R.Kerrigan; P.Smith).

R16

END OF QUARTER

	Score	Time Poss	First Downs				Efficiencies	
			R	P	X	T	3 Down	4 Down
Washington Redskins	13	8:44	1	3	1	5	0/2	0/0
Dallas Cowboys	24	6:16	2	3	0	5	1/2	0/0

Fourth Quarter

11/22/2018

Play By Play

Dallas Cowboys continued.

- 2-7-WAS 7 (15:00) E.Elliott left guard to WAS 5 for 2 yards (P.Smith; J.Allen).
- 3-5-WAS 5 (14:20) (Shotgun) D.Prescott scrambles up the middle for 5 yards, TOUCHDOWN. R17
- PENALTY on DAL-D.Prescott, Unsportsmanlike Conduct, 15 yards, enforced between downs.
- B.Maher extra point is GOOD, Center-L.Ladouceur, Holder-C.Jones.

WAS 13 DAL 31, 5 plays, 17 yards, 2:20 drive, 0:49 elapsed

B.Maher kicks 68 yards from DAL 20 to WAS 12. D.Johnson pushed ob at DAL 44 for 44 yards (J.Heath). Return right side

Washington Redskins at 14:11, (1st play from scrimmage 14:03)

- 1-10-DAL 44 (14:03) (Shotgun) C.McCoy pass deep right to J.Doctson pushed ob at DAL 27 for 17 yards (X.Woods). P11
- 1-10-DAL 27 (13:30) (Shotgun) C.McCoy scrambles right end pushed ob at DAL 16 for 11 yards (J.Smith). R12
- 1-10-DAL 16 (12:53) (Shotgun) K.Bibbs right tackle to DAL 8 for 8 yards (L.Vander Esch; X.Woods).
- 2-2-DAL 8 (12:19) (Shotgun) C.McCoy pass short middle to J.Reed to DAL 1 for 7 yards (L.Vander Esch). P13
- 1-1-DAL 1 (11:54) (Shotgun) C.McCoy pass incomplete short right to M.Harris (L.Vander Esch).
- 2-1-DAL 1 (11:46) (Shotgun) K.Bibbs up the middle for 1 yard, TOUCHDOWN. R14
- D.Hopkins extra point is GOOD, Center-N.Sundberg, Holder-T.Way.

WAS 20 DAL 31, 6 plays, 44 yards, 2:28 drive, 3:17 elapsed

D.Hopkins kicks 62 yards from WAS 35 to DAL 3. J.Lewis to DAL 22 for 19 yards (R.Anderson).

Dallas Cowboys at 11:43, (1st play from scrimmage 11:38)

- 1-10-DAL 22 (11:38) E.Elliott left end to DAL 31 for 9 yards (H.Clinton-Dix).
- 2-1-DAL 31 (10:56) E.Elliott left guard to DAL 34 for 3 yards (D.Payne). R18
- 1-10-DAL 34 (10:15) D.Prescott scrambles right end to DAL 37 for 3 yards (Z.Brown).
- 2-7-DAL 37 (9:33) E.Elliott left tackle to DAL 38 for 1 yard (J.Allen; P.Smith).
- 3-6-DAL 38 (8:50) (Shotgun) D.Prescott pass incomplete short right to A.Cooper [P.Smith].
- PENALTY on WAS-F.Moreau, Defensive Holding, 5 yards, enforced at DAL 38 - No Play. X19
- 1-10-DAL 43 (8:43) R.Smith left end pushed ob at WAS 49 for 8 yards (D.Swearinger). DAL-R.Smith was injured during the play. His return is Questionable.
- 2-2-WAS 49 (8:12) E.Elliott up the middle to WAS 42 for 7 yards (D.Swearinger). R20
- 1-10-WAS 42 (7:30) E.Elliott right tackle to WAS 39 for 3 yards (R.Kerrigan).
- 2-7-WAS 39 (6:48) E.Elliott right tackle to WAS 37 for 2 yards (R.Kerrigan; Z.Brown). WAS-J.Allen was injured during the play. His return is Questionable.
- 3-5-WAS 37 (6:18) (Shotgun) D.Prescott pass short right to A.Cooper to WAS 33 for 4 yards (J.Norman).
- 4-1-WAS 33 (5:33) E.Elliott up the middle to WAS 33 for no gain (J.Allen; M.Foster).

Washington Redskins at 5:27

- 1-10-WAS 33 (5:27) (Shotgun) C.McCoy pass short left to J.Doctson to WAS 42 for 9 yards (B.Jones).
- 2-1-WAS 42 (4:56) (No Huddle, Shotgun) C.McCoy pass deep left to J.Doctson to DAL 41 for 17 yards (B.Jones). P15
- 1-10-DAL 41 (4:31) (No Huddle, Shotgun) C.McCoy pass short left to T.Quinn ran ob at DAL 36 for 5 yards.
- 2-5-DAL 36 (4:26) (Shotgun) C.McCoy pass deep middle intended for M.Harris INTERCEPTED by X.Woods (C.Awuzie) at DAL 14. X.Woods to DAL 14 for no gain (M.Harris).

Dallas Cowboys at 4:18

- 1-10-DAL 14 (4:18) E.Elliott right guard to DAL 15 for 1 yard (D.Everett).
- Timeout #1 by WAS at 04:13.
- 2-9-DAL 15 (4:13) E.Elliott right end to DAL 14 for -1 yards (P.Smith).
- Timeout #2 by WAS at 04:07.
- Timeout #2 by DAL at 04:07.
- 3-10-DAL 14 (4:07) (Shotgun) D.Prescott pass incomplete deep right to M.Gallup (Q.Dunbar).
- 4-10-DAL 14 (3:59) (Punt formation) C.Jones punts 40 yards to WAS 46, Center-L.Ladouceur, out of bounds.

Washington Redskins at 3:50

- 1-10-WAS 46 (3:50) (Shotgun) C.McCoy pass short middle to J.Reed to DAL 47 for 7 yards (L.Vander Esch).
- 2-3-DAL 47 (3:28) (No Huddle, Shotgun) C.McCoy pass short left to J.Doctson to DAL 43 for 4 yards (A.Brown). P16
- 1-10-DAL 43 (3:07) (No Huddle, Shotgun) C.McCoy pass short middle to K.Bibbs to DAL 39 for 4 yards (L.Vander Esch).
- 2-6-DAL 39 (2:41) (No Huddle, Shotgun) C.McCoy pass short middle to K.Bibbs to DAL 32 for 7 yards (L.Vander Esch). DAL-D.Lawrence was injured during the play. His return is Questionable. P17
- 1-10-DAL 32 (2:09) (Shotgun) C.McCoy sacked at DAL 39 for -7 yards (A.Brown).

Two-Minute Warning

Washington Redskins vs Dallas Cowboys at AT&T Stadium

- 2-17-DAL 39 (2:00) (Shotgun) C.McCoy pass short middle to T.Quinn to DAL 32 for 7 yards (A.Brown).
 Timeout #3 by DAL at 01:37.
- 3-10-DAL 32 (1:37) (Shotgun) C.McCoy scrambles right end ran ob at DAL 20 for 12 yards (X.Woods).
- 1-10-DAL 20 (1:30) (Shotgun) C.McCoy pass incomplete short middle to J.Doctson.
- 2-10-DAL 20 (1:27) (Shotgun) C.McCoy pass short right to T.Quinn pushed ob at DAL 13 for 7 yards (C.Awuzie) [D.Lawrence].
- 3-3-DAL 13 (1:22) (Shotgun) C.McCoy pass incomplete short middle to J.Reed (X.Woods).
- 4-3-DAL 13 (1:17) (Field Goal formation) D.Hopkins 31 yard field goal is GOOD, Center-N.Sundberg, Holder-T.Way.

R18

WAS 23 DAL 31, 11 plays, 41 yards, 2:37 drive, 13:47 elapsed

D.Hopkins kicks onside 16 yards from WAS 35 to DAL 49. A.Hurns (didn't try to advance) to DAL 49 for no gain.

Dallas Cowboys at 1:13, (1st play from scrimmage 1:12)

- 1-10-DAL 49 (1:12) D.Prescott kneels to DAL 48 for -1 yards.
- 2-11-DAL 48 (:32) D.Prescott kneels to DAL 47 for -1 yards.

END OF QUARTER

	Score	Time Poss	First Downs				Efficiencies	
			R	P	X	T	3 Down	4 Down
Washington Redskins	23	6:14	3	5	0	8	1/2	0/0
Dallas Cowboys	31	8:46	3	0	1	4	1/3	0/1

Miscellaneous Statistics Report

Washington Redskins vs Dallas Cowboys
11/22/2018 at AT&T Stadium

Ten Longest Plays for Washington Redskins

Yards	Qtr	Play Start	Play Description
53	2	1-10-WAS 47	(7:12) (Shotgun) C.McCoy pass deep left to V.Davis for 53 yards, TOUCHDOWN.
20	1	3-10-WAS 23	(6:20) (Shotgun) C.McCoy pass short middle to J.Reed to WAS 43 for 20 yards (A.Brown).
20	3	1-10-WAS 38	(5:29) (Shotgun) C.McCoy pass deep right to V.Davis to DAL 42 for 20 yards (J.Heath).
18	2	2-8-WAS 11	(14:11) C.McCoy pass short left to J.Reed pushed ob at WAS 29 for 18 yards (J.Heath).
17	4	1-10-DAL 44	(14:03) (Shotgun) C.McCoy pass deep right to J.Doctson pushed ob at DAL 27 for 17 yards (X.Woods).
17	4	2-1-WAS 42	(4:56) (No Huddle, Shotgun) C.McCoy pass deep left to J.Doctson to DAL 41 for 17 yards (B.Jones).
12	3	1-15-DAL 30	(10:10) (Shotgun) C.McCoy pass short middle to J.Reed to DAL 18 for 12 yards (J.Heath).
12	4	3-10-DAL 32	(1:37) (Shotgun) C.McCoy scrambles right end ran ob at DAL 20 for 12 yards (X.Woods).
11	1	3-11-WAS 42	(5:06) (Shotgun) C.McCoy pass short middle to J.Reed to DAL 47 for 11 yards (X.Woods).
11	4	1-10-DAL 27	(13:30) (Shotgun) C.McCoy scrambles right end pushed ob at DAL 16 for 11 yards (J.Smith).

Ten Longest Plays for Dallas Cowboys

Yards	Qtr	Play Start	Play Description
90	3	2-9-DAL 10	(2:27) (Shotgun) D.Prescott pass deep middle to A.Cooper for 90 yards, TOUCHDOWN.
40	3	3-2-WAS 40	(6:57) (Shotgun) D.Prescott pass short left to A.Cooper for 40 yards, TOUCHDOWN.
22	2	2-6-DAL 40	(4:44) D.Prescott pass short left to N.Brown to WAS 38 for 22 yards (Z.Brown).
16	1	2-3-WAS 16	(10:09) E.Elliott left tackle for 16 yards, TOUCHDOWN.
16	3	2-10-DAL 36	(8:23) E.Elliott right tackle to WAS 48 for 16 yards (H.Clinton-Dix; M.Foster).
14	2	1-10-DAL 40	(1:02) (Shotgun) D.Prescott pass short right to A.Cooper to WAS 46 for 14 yards (M.Foster; J.Norman).
13	1	1-10-WAS 36	(11:25) D.Prescott pass short left to B.Jarwin to WAS 23 for 13 yards (D.Swearinger) [S.Hamilton].
12	1	3-13-DAL 16	(7:44) (Shotgun) D.Prescott pass short left to B.Jarwin to DAL 28 for 12 yards (F.Moreau) [P.Smith].
12	2	3-4-WAS 32	(2:35) (Shotgun) D.Prescott pass short left to M.Gallup to WAS 20 for 12 yards (Q.Dunbar) [P.Smith].
11	1	3-4-WAS 47	(11:50) (Shotgun) D.Prescott pass short right to A.Cooper to WAS 36 for 11 yards (J.Norman). WAS-C.McKinzy was injured

Touchdown Scoring Information

		Offense	Defense	Special Teams
VISITOR	Washington Redskins	3	0	0
HOME	Dallas Cowboys	4	0	0

Player Scoring Information

Club	Player	TD	Rush TD	Rec TD	KO TD	Punt TD	Int TD	Fum TD	Misc TD	FG	XP	2Pt Rush	2Pt Rec	Sfty	Points
WAS	K.Bibbs	0	1	0	0	0	0	0	0	0	0	0	0	0	6
WAS	V.Davis	0	0	1	0	0	0	0	0	0	0	0	0	0	6
WAS	T.Quinn	0	0	1	0	0	0	0	0	0	0	0	0	0	6
WAS	D.Hopkins	0	0	0	0	0	0	0	0	1	2	0	0	0	5
DAL	A.Cooper	0	0	2	0	0	0	0	0	0	0	0	0	0	12
DAL	B.Maher	0	0	0	0	0	0	0	0	1	4	0	0	0	7
DAL	D.Prescott	0	1	0	0	0	0	0	0	0	0	0	0	0	6
DAL	E.Elliott	0	1	0	0	0	0	0	0	0	0	0	0	0	6

Possession Detail

	First Half		Second Half		Game	
	Visitor	Home	Visitor	Home	Visitor	Home
Largest Lead	0	7	3	18	3	18
Drives Leading	0	4	0	6	0	10
Time of Possession Leading	0:00	7:47	0:00	12:47	0:00	20:34
Largest Deficit	-7	0	-18	-3	-18	-3
Drives Trailing	6	0	7	1	13	1
Time of Possession Trailing	11:39	0:00	14:58	2:15	26:37	2:15
Times Score Tied Up		1		0		1
Lead Changes		2		2		4

Playtime Percentage

Percent of playtime per player on offense, defense and special teams

Washington Redskins

Offense Defense Special Teams

Dallas Cowboys

Offense Defense Special Teams

National Football League Game Summary

NFL Copyright © 2018 by The National Football League. All rights reserved. This summary and play-by-play is for the express purpose of assisting media in their coverage of the game; any other use of this material is prohibited without the written permission of the National Football League. Updated: 12/4/2018

Date: Monday, 12/3/2018

Washington Redskins at Philadelphia Eagles
at Lincoln Financial Field, Philadelphia, Pa.

Start Time: 8:15 PM EST

Game Day Weather

Game Weather: Cloudy
Played Outdoor on Turf: Grass

Temp: 36° F (2.2° C) Humidity: 58%, Wind: WNW 15 mph
Outdoor Weather: Cloudy, Wind Chill: 27

Officials

Referee: Corrente, Tony (99)	Umpire: Eck, Alan (76)	Down Judge: Turner, Patrick (13)
Line Judge: Podraza, Tim (47)	Field Judge: Washington, Keith (7)	Side Judge: Dickson, Ryan (25)
Back Judge: Prukop, Todd (30)	Replay Official: Nazzaro, Louis (0)	

Lineups

Washington Redskins			Philadelphia Eagles				
Offense		Defense	Offense		Defense		
WR 18	J.Doctson	DE 93	J.Allen	WR 17	A.Jeffery	DE 77	M.Bennett
LT 71	T.Williams	NT 95	D.Payne	LT 71	J.Peters	DT 94	H.Ngata
LG 72	J.Cooper	DE 92	S.McGee	LG 73	I.Seumalo	DT 91	F.Cox
C 73	C.Roullier	SLB 94	P.Smith	C 62	J.Kelce	DE 55	B.Graham
RG 66	T.Bergstrom	MLB 53	Z.Brown	RG 79	B.Brooks	OLB 54	K.Grugier-Hill
RT 76	M.Moses	MLB 54	M.Foster	RT 65	L.Johnson	MLB 53	N.Bradham
TE 86	J.Reed	WLB 91	R.Kerrigan	TE 86	Z.Ertz	CB 22	S.Jones
WR 80	J.Crowder	CB 31	F.Moreau	TE 88	D.Goedert	CB 32	R.Douglas
WR 13	M.Harris	CB 24	J.Norman	WR 13	N.Agholor	CB 34	C.LeBlanc
QB 12	C.McCoy	SS 20	H.Clinton-Dix	RB 33	J.Adams	S 24	C.Graham
RB 26	A.Peterson	FS 36	D.Swearinger	QB 11	C.Wentz	S 27	M.Jenkins

Substitutions

K 3 D.Hopkins, P 5 T.Way, QB 6 M.Sanchez, WR 16 J.Chesson, WR 17 M.Floyd, S 22 D.Everett, RB 25 C.Thompson, S 35 M.Nicholson, CB 37 G.Stroman, CB 39 A.Alexander, LB 40 J.Harvey-Clemons, CB 41 D.Johnson, RB 46 K.Bibbs, LB 51 S.Hamilton, LB 52 R.Anderson, LB 56 Z.Vigil, LS 57 N.Sundberg, C 69 L.Bowanko, T 79 T.Nsekhe, TE 85 V.Davis, TE 87 J.Sprinkle, LB 96 P.McPhee, DL 97 T.Settle, DT 99 C.Brantley

Substitutions

P 1 C.Johnston, K 4 J.Elliott, WR 18 S.Gibson, WR 19 G.Tate, RB 28 W.Smallwood, RB 30 C.Clement, S 36 D.Hall, S 37 T.Sullivan, CB 41 D.Bausby, RB 43 D.Sproles, LS 45 R.Lovato, LB 47 N.Gerry, LB 50 L.Reynolds, DE 56 C.Long, LB 57 D.Alexander, G/C 61 S.Wisniewski, T 72 H.Vaitai, DE 75 J.Sweat, WR 80 J.Matthews, TE 82 R.Rodgers, DT 90 T.Hester

Did Not Play

QB 9 N.Foles, CB 39 C.Sullivan, DT 93 T.Jernigan

Not Active

WR 14 T.Quinn, CB 23 Q.Dunbar, RB 32 S.Perine, RB 34 B.Marshall, T 78 A.Howard, DL 98 M.Ioannidis

Not Active

QB 7 N.Sudfeld, CB 29 A.Maddox, CB 31 J.Mills, LB 58 J.Hicks, G 67 C.Warmack, T 68 J.Mailata, T/G 69 M.Pryor

Field Goals (made () & missed)

D.Hopkins	(44) (47)	J.Elliott	(46) (44)
		1	2
VISITOR:	Washington Redskins	0	13
HOME:	Philadelphia Eagles	7	7
		0	3
		0	4
		0	OT
		0	Total
			13
			28

Scoring Plays

Team	Qtr	Time	Play Description (Extra Point) (Drive Info)	Visitor	Home
Eagles	1	7:31	G.Tate 6 yd. pass from C.Wentz (J.Elliott kick) (12-75, 7:29)	0	7
Redskins	2	13:46	D.Hopkins 44 yd. Field Goal (8-45, 4:58)	3	7
Redskins	2	9:23	A.Peterson 90 yd. run (D.Hopkins kick) (1-90, 0:13)	10	7
Eagles	2	1:46	D.Sproles 14 yd. run (J.Elliott kick) (3-40, 0:35)	10	14
Redskins	2	0:15	D.Hopkins 47 yd. Field Goal (9-46, 1:31)	13	14
Eagles	4	14:10	J.Matthews 4 yd. pass from C.Wentz (C.Wentz-G.Tate pass) (11-85, 5:41)	13	22
Eagles	4	11:41	J.Elliott 46 yd. Field Goal (4-7, 0:56)	13	25
Eagles	4	4:48	J.Elliott 44 yd. Field Goal (10-47, 5:14)	13	28

Paid Attendance: 69,696

Time: 2:57

Washington Redskins vs Philadelphia Eagles
12/3/2018 at Lincoln Financial Field

Final Individual Statistics

Washington Redskins

RUSHING	ATT	YDS	AVG	LG	TD
A.Peterson	9	98	10.9	90	1
M.Sanchez	1	8	8.0	8	0
C.Thompson	3	3	1.0	7	0
J.Crowder	1	-5	-5.0	-5	0
Total	14	104	7.4	90	1

PASSING	ATT	CMP	YDS	SK/YD	TD	LG	IN	RT
M.Sanchez	21	13	100	2/13	0	20	1	53.7
C.McCoy	4	4	50	1/6	0	32	0	118.8
Total	25	17	150	3/19	0	32	1	67.1

PASS RECEIVING	TAR	REC	YDS	AVG	LG	TD
J.Crowder	4	4	36	9.0	11	0
J.Reed	5	4	21	5.3	7	0
J.Doctson	5	3	51	17.0	32	0
C.Thompson	5	3	18	6.0	9	0
V.Davis	2	2	15	7.5	9	0
M.Floyd	2	1	9	9.0	9	0
M.Harris	1	0	0	0.0	0	0
Total	24	17	150	8.8	32	0

INTERCEPTIONS	NO	YDS	AVG	LG	TD
J.Norman	1	40	40.0	40	0
Total	1	40	40.0	40	0

PUNTING	NO	YDS	AVG	NET	TB	IN20	LG
T.Way	6	290	48.3	45.2	0	2	59
Total	6	290	48.3	45.2	0	2	59

PUNT RETURNS	NO	YDS	AVG	FC	LG	TD
G.Stroman	1	1	1.0	0	1	0
M.Harris	0	0	0.0	1	0	0
Total	1	1	1.0	1	1	0

KICKOFF RETURNS	NO	YDS	AVG	FC	LG	TD
[TOUCHBACK]	6	0	0.0	0	0	0
Total	0	0	0.0	0	0	0

Philadelphia Eagles

RUSHING	ATT	YDS	AVG	LG	TD
J.Adams	20	85	4.3	18	0
C.Clement	5	27	5.4	11	0
D.Sproles	4	22	5.5	14	1
C.Wentz	4	-4	-1.0	-1	0
Total	33	130	3.9	18	1

PASSING	ATT	CMP	YDS	SK/YD	TD	LG	IN	RT
C.Wentz	39	27	306	0/0	2	39	1	98.9
Total	39	27	306	0/0	2	39	1	98.9

PASS RECEIVING	TAR	REC	YDS	AVG	LG	TD
Z.Ertz	10	9	83	9.2	20	0
G.Tate	7	7	85	12.1	32	1
N.Agholor	8	4	56	14.0	39	0
C.Clement	3	3	47	15.7	23	0
A.Jeffery	5	3	31	10.3	16	0
J.Matthews	2	1	4	4.0	4	1
D.Goedert	3	0	0	0.0	0	0
Total	38	27	306	11.3	39	2

INTERCEPTIONS	NO	YDS	AVG	LG	TD
N.Gerry	1	8	8.0	8	0
Total	1	8	8.0	8	0

PUNTING	NO	YDS	AVG	NET	TB	IN20	LG
C.Johnston	2	93	46.5	46.0	0	1	50
Total	2	93	46.5	46.0	0	1	50

PUNT RETURNS	NO	YDS	AVG	FC	LG	TD
D.Sproles	3	19	6.3	3	14	0
Total	3	19	6.3	3	14	0

KICKOFF RETURNS	NO	YDS	AVG	FC	LG	TD
C.Clement	1	22	22.0	0	22	0
[TOUCHBACK]	3	0	0.0	0	0	0
Total	1	22	22.0	0	22	0

Washington Redskins

FUMBLES	FUM	LOST	OWN-REC	YDS	TD	FORCED	OPP-REC	YDS	TD	OUT-BDS
M.Sanchez	1	0	1	0	0	0	0	0	0	0
C.Thompson	1	0	1	0	0	0	0	0	0	0
Z.Brown	0	0	0	0	0	1	0	0	0	0
F.Moreau	0	0	0	0	0	1	0	0	0	0
Total	2	0	2	0	0	2	0	0	0	0

Philadelphia Eagles

FUMBLES	FUM	LOST	OWN-REC	YDS	TD	FORCED	OPP-REC	YDS	TD	OUT-BDS
C.Clement	1	0	1	0	0	0	0	0	0	0
C.Wentz	1	0	1	0	0	0	0	0	0	0
G.Tate	1	0	0	0	0	0	0	0	0	1
B.Graham	0	0	0	0	0	1	0	0	0	0
H.Ngata	0	0	0	0	0	1	0	0	0	0
Total	3	0	2	0	0	2	0	0	0	1

Final Team Statistics

	Visitor Redskins	Home Eagles
TOTAL FIRST DOWNS	10	28
By Rushing	4	8
By Passing	4	18
By Penalty	2	2
THIRD DOWN EFFICIENCY	2-10-20%	7-13-54%
FOURTH DOWN EFFICIENCY	0-0-0%	0-1-0%
TOTAL NET YARDS	235	436
Total Offensive Plays (inc. times thrown passing)	42	72
Average gain per offensive play	5.6	6.1
NET YARDS RUSHING	104	130
Total Rushing Plays	14	33
Average gain per rushing play	7.4	3.9
Tackles for a loss-number and yards	5-17	3-7
NET YARDS PASSING	131	306
Times thrown - yards lost attempting to pass	3-19	0-0
Gross yards passing	150	306
PASS ATTEMPTS-COMPLETIONS-HAD INTERCEPTED	25-17-1	39-27-1
Avg gain per pass play (inc.# thrown passing)	4.7	7.8
KICKOFFS Number-In End Zone-Touchbacks	4-4-3	6-6-6
PUNTS Number and Average	6-48.3	2-46.5
Had Blocked	0	0
FGs - PATs Had Blocked	0-0	0-0
Net Punting Average	45.2	46.0
TOTAL RETURN YARDAGE (Not Including Kickoffs)	41	27
No. and Yards Punt Returns	1-1	3-19
No. and Yards Kickoff Returns	0-0	1-22
No. and Yards Interception Returns	1-40	1-8
PENALTIES Number and Yards	10-69	5-38
FUMBLES Number and Lost	2-0	3-0
TOUCHDOWNS	1	3
Rushing	1	1
Passing	0	2
EXTRA POINTS Made-Attempts	1-1	3-3
Kicking Made-Attempts	1-1	2-2
Passing Made-Attempts	0-0	1-1
FIELD GOALS Made-Attempts	2-2	2-2
RED ZONE EFFICIENCY	0-1-0%	3-5-60%
GOAL TO GO EFFICIENCY	0-0-0%	2-4-50%
SAFETIES	0	0
FINAL SCORE	13	28
TIME OF POSSESSION	20:41	39:19

Washington Redskins vs Philadelphia Eagles
12/3/2018 at Lincoln Financial Field

Ball Possession And Drive Chart

Washington Redskins

#	Time Recd	Time Lost	Time Poss	How Ball Obtained	Drive Began	# Play	Yds Gain	Yds Pen	Net Yds	1st Down	Last Scrm	How Given Up
1	7:31	5:15	2:16	Kickoff	WAS 25	3	14	-10	4	0	WAS 29	Punt
2	3:44	13:46	4:58	Punt	WAS 29	8	42	3	45	3	* PHI 26	Field Goal
3	9:36	9:23	0:13	Punt	WAS 10	1	90	0	90	1	WAS 10	Touchdown
4	4:03	2:21	1:42	Downs	WAS 3	3	7	0	7	0	WAS 10	Punt
5	1:46	0:15	1:31	Kickoff	WAS 25	9	46	0	46	3	PHI 29	Field Goal
6	15:00	13:20	1:40	Kickoff	WAS 25	3	-1	0	-1	0	WAS 24	Punt
7	8:22	4:51	3:31	Interception	WAS 38	5	18	-5	13	1	PHI 49	Punt
8	14:10	12:37	1:33	Kickoff	WAS 25	3	12	-5	7	1	WAS 32	Interception
9	11:41	10:02	1:39	Kickoff	WAS 25	3	0	0	0	0	WAS 25	Punt
10	4:48	3:10	1:38	Kickoff	WAS 25	6	7	-10	-3	1	WAS 22	Punt

(230) Average WAS 23

Philadelphia Eagles

#	Time Recd	Time Lost	Time Poss	How Ball Obtained	Drive Began	# Play	Yds Gain	Yds Pen	Net Yds	1st Down	Last Scrm	How Given Up
1	15:00	7:31	7:29	Kickoff	PHI 25	12	80	-5	75	6	* WAS 6	Touchdown
2	5:15	3:44	1:31	Punt	PHI 16	3	6	0	6	0	PHI 22	Punt
3	13:46	9:36	4:10	Kickoff	PHI 25	6	27	-5	22	2	PHI 47	Punt
4	9:23	4:03	5:20	Kickoff	PHI 22	10	80	-5	75	3	* WAS 1	Downs
5	2:21	1:46	0:35	Punt	WAS 40	3	26	14	40	3	* WAS 14	Touchdown
6	0:15	0:00	0:15	Kickoff	PHI 25	1	-1	0	-1	0	PHI 25	End of Half
7	13:20	8:22	4:58	Punt	PHI 25	8	70	0	70	4	* WAS 5	Interception
8	4:51	14:10	5:41	Punt	PHI 15	11	85	0	85	6	* WAS 4	Touchdown
9	12:37	11:41	0:56	Interception	WAS 35	4	7	0	7	0	WAS 28	Field Goal
10	10:02	4:48	5:14	Punt	PHI 27	10	42	5	47	3	WAS 26	Field Goal
11	3:10	0:00	3:10	Punt	PHI 25	6	14	0	14	1	PHI 40	End of Game

(330) Average PHI 30

* inside opponent's 20

Time of Possession by Quarter		1st	2nd	3rd	4th	OT	Total
Visitor	Washington Redskins	6:00	4:40	5:11	4:50		20:41
Home	Philadelphia Eagles	9:00	10:20	9:49	10:10		39:19

Kickoff Drive No.-Start Average

Redskins: 6 - WAS 25

Eagles: 4 - PHI 24

Washington Redskins vs Philadelphia Eagles
12/3/2018 at Lincoln Financial Field

Final Defensive Statistics

Washington Redskins

Regular Defensive Plays

Special Teams

Misc

	TKL	AST	COMB	SK	/ YDS	TFL	Q	IN	PD	FF	FR	TKL	AST	FF	FR	BL	TKL	AST	FF	FR	
Z.Brown	8	1	9	0	0	2	0	0	0	1	0	0	0	0	0	0	0	0	0	0	0
F.Moreau	7	2	9	0	0	0	0	0	2	1	0	0	0	0	0	0	0	0	0	0	0
H.Clinton-Dix	7	0	7	0	0	0	0	0	0	0	0	0	0	0	0	0	0	0	0	0	0
G.Stroman	6	1	7	0	0	0	1	0	0	0	0	0	0	0	0	0	0	0	0	0	0
M.Foster	5	0	5	0	0	0	0	0	0	0	0	0	0	0	0	0	0	0	0	0	0
D.Swearinger	4	0	4	0	0	0	0	0	0	0	0	0	0	0	0	0	0	0	0	0	0
P.Smith	3	0	3	0	0	0	2	0	0	0	0	0	0	0	0	0	0	0	0	0	0
R.Kerrigan	2	0	2	0	0	1	0	0	0	0	0	0	0	0	0	0	0	0	0	0	0
A.Alexander	2	0	2	0	0	0	0	0	0	0	0	0	0	0	0	0	0	0	0	0	0
J.Norman	1	1	2	0	0	0	0	1	1	0	0	0	0	0	0	0	0	0	0	0	0
J.Allen	0	2	2	0	0	0	0	0	0	0	0	0	0	0	0	0	0	0	0	0	0
P.McPhee	1	0	1	0	0	0	1	0	0	0	0	0	0	0	0	0	0	0	0	0	0
R.Anderson	1	0	1	0	0	0	0	0	0	0	0	0	0	0	0	0	0	0	0	0	0
T.Settle	1	0	1	0	0	0	0	0	0	0	0	0	0	0	0	0	0	0	0	0	0
D.Payne	1	0	1	0	0	0	0	0	0	0	0	0	0	0	0	0	0	0	0	0	0
D.Everett	0	1	1	0	0	0	0	0	0	0	0	1	0	0	0	0	0	0	0	0	0
Z.Vigil	0	0	0	0	0	0	0	0	0	0	0	1	0	0	0	0	0	0	0	0	0
M.Nicholson	0	0	0	0	0	0	0	0	0	0	0	1	0	0	0	0	0	0	0	0	0
D.Johnson	0	0	0	0	0	0	0	0	0	0	0	0	1	0	0	0	0	0	0	0	0
J.Chesson	0	0	0	0	0	0	0	0	0	0	0	0	1	0	0	0	0	0	0	0	0
M.Sanchez	0	0	0	0	0	0	0	0	0	0	0	0	0	0	0	0	1	0	0	0	1
C.Thompson	0	0	0	0	0	0	0	0	0	0	0	0	0	0	0	0	0	0	0	0	1
Total	49	8	57	0	0	3	4	1	3	2	0	3	2	0	0	0	1	0	0	0	2

TKL = Tackle AST = Assist COMB = Combined QH=QB Hit IN = Interception PD = Pass Defense FF = Forced Fumble FR = Fumble Recovery

Philadelphia Eagles

Regular Defensive Plays

Special Teams

Misc

	TKL	AST	COMB	SK	/ YDS	TFL	QH	IN	PD	FF	FR	TKL	AST	FF	FR	BL	TKL	AST	FF	FR	
R.Douglas	6	1	7	0	0	1	0	0	0	0	0	0	0	0	0	0	0	0	0	0	0
B.Graham	3	0	3	1	7	1	2	0	0	1	0	0	0	0	0	0	0	0	0	0	0
F.Cox	3	0	3	1	6	2	2	0	0	0	0	0	0	0	0	0	0	0	0	0	0
N.Bradham	3	0	3	0	0	0	1	0	0	0	0	0	0	0	0	0	0	0	0	0	0
C.LeBlanc	3	0	3	0	0	1	0	0	0	0	0	0	0	0	0	0	0	0	0	0	0
M.Jenkins	2	0	2	1	6	1	1	0	0	0	0	0	0	0	0	0	0	0	0	0	0
C.Graham	2	0	2	0	0	0	0	0	1	0	0	0	0	0	0	0	0	0	0	0	0
N.Gerry	2	0	2	0	0	0	0	1	1	0	0	0	0	0	0	0	0	0	0	0	0
M.Bennett	2	0	2	0	0	2	0	0	0	0	0	0	0	0	0	0	0	0	0	0	0
T.Sullivan	2	0	2	0	0	0	0	0	0	0	0	0	0	0	0	0	0	0	0	0	0
K.Grugier-Hill	2	0	2	0	0	1	0	0	0	0	0	0	0	0	0	0	0	0	0	0	0
S.Jones	2	0	2	0	0	0	0	0	0	0	0	0	0	0	0	0	0	0	0	0	0
H.Ngata	1	1	2	0	0	0	1	0	0	1	0	0	0	0	0	0	0	0	0	0	0
C.Long	1	0	1	0	0	0	2	0	0	0	0	0	0	0	0	0	0	0	0	0	0
D.Hall	0	0	0	0	0	0	0	0	0	0	0	1	0	0	0	0	0	0	0	0	0
J.Kelce	0	0	0	0	0	0	0	0	0	0	0	0	0	0	0	0	0	1	0	0	0
J.Adams	0	0	0	0	0	0	0	0	0	0	0	0	0	0	0	0	0	1	0	0	0
C.Clement	0	0	0	0	0	0	0	0	0	0	0	0	0	0	0	0	0	0	0	0	1
C.Wentz	0	0	0	0	0	0	0	0	0	0	0	0	0	0	0	0	0	0	0	0	1
Total	34	2	36	3	19	9	9	1	2	2	0	1	0	0	0	0	0	2	0	0	2

Play By Play

First Quarter

12/3/2018

WAS wins the coin toss and elects to defer. PHI elects to Receive, and WAS elects to defend the north goal.

D.Hopkins kicks 65 yards from WAS 35 to end zone, Touchback.

Philadelphia Eagles at 15:00

1-10-PHI 25	(15:00) (Shotgun) C.Wentz pass short right to Z.Ertz to PHI 36 for 11 yards (H.Clinton-Dix).	P1
<u>1-10-PHI 36</u>	(14:25) (Shotgun) J.Adams up the middle to PHI 41 for 5 yards (F.Moreau).	
2-5-PHI 41	(13:58) (No Huddle, Shotgun) J.Adams left end to PHI 42 for 1 yard (Z.Brown).	
3-4-PHI 42	(13:16) (Shotgun) C.Wentz pass short right to A.Jeffery to PHI 48 for 6 yards (D.Swearinger).	P2
<u>1-10-PHI 48</u>	(12:36) (Shotgun) PENALTY on PHI-J.Kelce, False Start, 5 yards, enforced at PHI 48 - No Play.	
1-15-PHI 43	(12:13) (Shotgun) C.Wentz pass short left to G.Tate to WAS 38 for 19 yards (Z.Brown) [P.McPhee]. FUMBLES (Z.Brown), ball out of bounds at WAS 38.	P3
<u>1-10-WAS 38</u>	(11:47) (Shotgun) C.Wentz pass short middle to Z.Ertz to WAS 32 for 6 yards (D.Swearinger).	
2-4-WAS 32	(11:12) J.Adams up the middle pushed ob at WAS 21 for 11 yards (G.Stroman).	R4
<u>1-10-WAS 21</u>	(10:39) J.Adams right end to WAS 13 for 8 yards (G.Stroman).	
2-2-WAS 13	(9:53) C.Clement left end to WAS 9 for 4 yards (F.Moreau). FUMBLES (F.Moreau), and recovers at WAS 12. C.Clement to WAS 12 for no gain (F.Moreau).	
3-1-WAS 12	(9:08) C.Clement up the middle to WAS 9 for 3 yards (Z.Brown).	R5
<u>1-9-WAS 9</u>	(8:25) J.Adams up the middle to WAS 6 for 3 yards (M.Foster).	
2-6-WAS 6	(7:40) (Shotgun) C.Wentz pass short right to G.Tate for 6 yards, TOUCHDOWN.	P6
	J.Elliott extra point is GOOD, Center-R.Lovato, Holder-C.Johnston.	

WAS 0 PHI 7, 12 plays, 75 yards, 7:29 drive, 7:29 elapsed

J.Elliott kicks 65 yards from PHI 35 to end zone, Touchback.

Washington Redskins at 7:31

1-10-WAS 25	(7:31) (Shotgun) C.McCoy pass incomplete short right to A.Peterson. PENALTY on WAS-T.Williams, Offensive Holding, 10 yards, enforced at WAS 25 - No Play.
1-20-WAS 15	(7:27) A.Peterson right tackle to WAS 13 for -2 yards (M.Bennett).
2-22-WAS 13	(6:49) (Shotgun) C.Thompson right end to WAS 20 for 7 yards (N.Bradham).
3-15-WAS 20	(6:03) (Shotgun) C.McCoy pass short right to C.Thompson to WAS 29 for 9 yards (F.Cox) [C.Long].
4-6-WAS 29	(5:24) T.Way punts 59 yards to PHI 12, Center-N.Sundberg. D.Sproles to PHI 16 for 4 yards (D.Johnson; J.Chesson).

Philadelphia Eagles at 5:15

1-10-PHI 16	(5:15) J.Adams right tackle to PHI 22 for 6 yards (F.Moreau).
2-4-PHI 22	(4:39) C.Wentz pass incomplete deep left to D.Goedert (F.Moreau) [P.Smith].
3-4-PHI 22	(4:34) (Shotgun) D.Sproles right tackle to PHI 22 for no gain (M.Foster).
4-4-PHI 22	(3:57) C.Johnston punts 50 yards to WAS 28, Center-R.Lovato. G.Stroman to WAS 29 for 1 yard (D.Hall).

Washington Redskins at 3:44

1-10-WAS 29	(3:44) C.McCoy pass deep left to J.Doctson ran ob at PHI 39 for 32 yards (C.Graham) [H.Ngata].	P1
<u>1-10-PHI 39</u>	(3:18) C.Thompson left end to PHI 39 for no gain (R.Douglas).	
2-10-PHI 39	(2:53) (No Huddle) C.McCoy pass short left to J.Doctson to PHI 40 for -1 yards (R.Douglas).	
3-11-PHI 40	(2:16) (Shotgun) C.McCoy pass incomplete short right to J.Crowder [F.Cox]. PENALTY on PHI-C.LeBlanc, Defensive Pass Interference, 13 yards, enforced at PHI 40 - No Play.	X2
<u>1-10-PHI 27</u>	(2:11) A.Peterson up the middle to PHI 21 for 6 yards (C.Graham). PENALTY on PHI-N.Bradham, Illegal Use of Hands, 5 yards, enforced at PHI 21.	X3
<u>1-10-PHI 16</u>	(1:44) (Shotgun) A.Peterson right end to PHI 15 for 1 yard (N.Gerry).	
2-9-PHI 15	(1:02) PENALTY on WAS, False Start, 5 yards, enforced at PHI 15 - No Play.	
2-14-PHI 20	(:35) (Shotgun) C.McCoy sacked at PHI 26 for -6 yards (M.Jenkins).	

END OF QUARTER

	Score	Time Poss	First Downs				Efficiencies	
			R	P	X	T	3 Down	4 Down
Washington Redskins	0	6:00	0	1	2	3	0/1	0/0
Philadelphia Eagles	7	9:00	2	4	0	6	2/3	0/0

Second Quarter

12/3/2018

Play By Play

Washington Redskins continued.

- 3-20-PHI 26 (15:00) (Shotgun) C.McCoy pass short left to C.Thompson to PHI 21 for 5 yards (F.Cox).
PENALTY on WAS-T.Williams, Illegal Block Above the Waist, 10 yards, enforced at PHI 26 - No Play.
- 3-30-PHI 36 (14:31) (Shotgun) C.McCoy pass short middle to J.Crowder to PHI 26 for 10 yards (M.Jenkins). WAS-C.McCoy was injured during the play. His return is Questionable.
- 4-20-PHI 26 (13:49) D.Hopkins 44 yard field goal is GOOD, Center-N.Sundberg, Holder-T.Way.

WAS 3 PHI 7, 8 plays, 45 yards, 2 penalties, 4:58 drive, 1:14 elapsed

D.Hopkins kicks 65 yards from WAS 35 to end zone, Touchback.

Philadelphia Eagles at 13:46

- 1-10-PHI 25 (13:46) (Shotgun) C.Wentz FUMBLES (Aborted) at PHI 20, and recovers at PHI 19. C.Wentz pass short right to Z.Ertz to PHI 25 for no gain (P.Smith).
- 2-10-PHI 25 (13:01) J.Adams left end to PHI 29 for 4 yards (G.Stroman).
- 3-6-PHI 29 (12:16) (Shotgun) C.Wentz sacked at PHI 20 for -9 yards (sack split by J.Allen and R.Kerrigan).
PENALTY on WAS-D.Swearinger, Defensive Holding, 5 yards, enforced at PHI 29 - No Play. X7
- 1-10-PHI 34 (11:45) (Shotgun) C.Wentz pass deep middle to Z.Ertz to WAS 46 for 20 yards (H.Clinton-Dix). P8
- 1-10-WAS 46 (11:02) (Shotgun) D.Sproles left end to WAS 43 for 3 yards (F.Moreau).
- 2-7-WAS 43 (10:19) (Shotgun) C.Wentz pass incomplete deep right to N.Agholor.
- 3-7-WAS 43 (10:15) (Shotgun) C.Wentz pass short right to J.Matthews to WAS 36 for 7 yards (F.Moreau) [P.McPhee].
PENALTY on PHI-J.Matthews, Offensive Pass Interference, 10 yards, enforced at WAS 43 - No Play.
- 3-17-PHI 47 (9:49) (Shotgun) C.Wentz pass incomplete short right to N.Agholor (F.Moreau).
- 4-17-PHI 47 (9:43) C.Johnston punts 43 yards to WAS 10, Center-R.Lovato, fair catch by M.Harris.

Washington Redskins at 9:36

- 1-10-WAS 10 (9:36) A.Peterson up the middle for 90 yards, TOUCHDOWN. R4
D.Hopkins extra point is GOOD, Center-N.Sundberg, Holder-T.Way.

WAS 10 PHI 7, 1 plays, 90 yards, 0:13 drive, 5:37 elapsed

D.Hopkins kicks 65 yards from WAS 35 to PHI 0. C.Clement to PHI 22 for 22 yards (Z.Vigil).

Philadelphia Eagles at 9:23, (1st play from scrimmage 9:17)

- 1-10-PHI 22 (9:17) (Shotgun) C.Wentz pass incomplete deep left to Z.Ertz.
- 2-10-PHI 22 (9:13) J.Adams right tackle to PHI 23 for 1 yard (P.Smith).
- 3-9-PHI 23 (8:31) (Shotgun) C.Wentz pass short right to A.Jeffery to PHI 39 for 16 yards (H.Clinton-Dix). P9
- 1-10-PHI 39 (7:48) C.Wentz pass deep right to N.Agholor pushed ob at WAS 22 for 39 yards (D.Swearinger). P10
- 1-10-WAS 22 (7:11) C.Clement left end to WAS 19 for 3 yards (P.McPhee).
- 2-7-WAS 19 (6:31) C.Wentz pass short right to Z.Ertz to WAS 2 for 17 yards (R.Anderson). P11
- 1-2-WAS 2 (5:57) (Shotgun) C.Wentz pass incomplete short right to J.Matthews.
- 2-2-WAS 2 (5:54) (Shotgun) J.Adams left tackle to WAS 3 for -1 yards (R.Kerrigan).
- 3-3-WAS 3 (5:13) (Shotgun) PENALTY on PHI-Z.Ertz, False Start, 5 yards, enforced at WAS 3 - No Play.
- 3-8-WAS 8 (4:54) (Shotgun) C.Wentz pass short right to N.Agholor to WAS 1 for 7 yards (G.Stroman; J.Norman).
Timeout #1 by PHI at 04:08.
- 4-1-WAS 1 (4:08) J.Adams up the middle to WAS 3 for -2 yards (Z.Brown).

Washington Redskins at 4:03

- 1-10-WAS 3 (4:03) A.Peterson up the middle to WAS 1 for -2 yards (B.Graham).
- 2-12-WAS 1 (3:11) M.Sanchez pass incomplete short left [F.Cox].
Timeout #1 by WAS at 03:07.
- 3-12-WAS 1 (3:07) M.Sanchez pass short right to V.Davis to WAS 10 for 9 yards (C.Long).
- 4-3-WAS 10 (2:33) T.Way punts 44 yards to PHI 46, Center-N.Sundberg. D.Sproles to WAS 40 for 14 yards (D.Everett).

Philadelphia Eagles at 2:21

- 1-10-WAS 40 (2:21) (Shotgun) C.Wentz pass short right to C.Clement to WAS 29 for 11 yards (F.Moreau; J.Allen). P12

Two-Minute Warning

- 1-10-WAS 29 (2:00) (Shotgun) C.Wentz pass short right to G.Tate ran ob at WAS 28 for 1 yard (R.Kerrigan) [G.Stroman].
PENALTY on WAS-G.Stroman, Roughing the Passer, 14 yards, enforced at WAS 28. X13
- 1-10-WAS 14 (1:54) (Shotgun) D.Sproles left end for 14 yards, TOUCHDOWN. R14
J.Elliott extra point is GOOD, Center-R.Lovato, Holder-C.Johnston.

Washington Redskins vs Philadelphia Eagles at Lincoln Financial Field

WAS 10 PHI 14, 3 plays, 40 yards, 1 penalty, 0:35 drive, 13:14 elapsed

J.Elliott kicks 65 yards from PHI 35 to end zone, Touchback.

Washington Redskins at 1:46

- 1-10-WAS 25 (1:46) (Shotgun) M.Sanchez pass short left to J.Doctson to WAS 45 for 20 yards (R.Douglas). P5
- 1-10-WAS 45 (1:21) (No Huddle, Shotgun) M.Sanchez sacked at WAS 38 for -7 yards (B.Graham). FUMBLES (B.Graham) [B.Graham], and recovers at WAS 38. M.Sanchez to WAS 38 for no gain (F.Cox).
Timeout #2 by PHI at 01:16.
- 2-17-WAS 38 (1:16) (Shotgun) M.Sanchez pass short left to J.Crowder to WAS 48 for 10 yards (C.LeBlanc).
Timeout #3 by PHI at 01:11.
- 3-7-WAS 48 (1:11) (Shotgun) M.Sanchez pass short left to J.Reed to PHI 45 for 7 yards (T.Sullivan). P6
Timeout #2 by WAS at 01:00.
- 1-10-PHI 45 (1:00) (Shotgun) M.Sanchez pass short right to J.Crowder to PHI 34 for 11 yards (N.Bradham) [B.Graham]. P7
- 1-10-PHI 34 (:36) (No Huddle, Shotgun) M.Sanchez pass short right to J.Crowder pushed ob at PHI 29 for 5 yards (C.LeBlanc).
- 2-5-PHI 29 (:33) (Shotgun) M.Sanchez pass incomplete deep left to J.Doctson.
- 3-5-PHI 29 (:28) (Shotgun) M.Sanchez pass incomplete deep middle to M.Floyd (C.Graham) [N.Bradham].
- 4-5-PHI 29 (:19) D.Hopkins 47 yard field goal is GOOD, Center-N.Sundberg, Holder-T.Way.

WAS 13 PHI 14, 9 plays, 46 yards, 1:31 drive, 14:45 elapsed

D.Hopkins kicks 65 yards from WAS 35 to end zone, Touchback.

Philadelphia Eagles at 0:15

- 1-10-PHI 25 (:15) C.Wentz kneels to PHI 24 for -1 yards.

END OF QUARTER

	Score	Time Poss	First Downs				Efficiencies	
			R	P	X	T	3 Down	4 Down
Washington Redskins	13	4:40	1	3	0	4	1/4	0/0
Philadelphia Eagles	14	10:20	1	5	2	8	1/3	0/1

Third Quarter

12/3/2018

Play By Play

WAS elects to Receive, and PHI elects to defend the North goal.

J.Elliott kicks 65 yards from PHI 35 to end zone, Touchback.

Washington Redskins at 15:00

- 1-10-WAS 25 (15:00) A.Peterson left end to WAS 28 for 3 yards (N.Gerry).
- 2-7-WAS 28 (14:20) (Shotgun) A.Peterson right end to WAS 24 for -4 yards (K.Grugier-Hill).
- 3-11-WAS 24 (13:36) (Shotgun) M.Sanchez pass incomplete deep right to J.Doctson.
Penalty on WAS-L.Bowanko, Ineligible Downfield Pass, declined.
- 4-11-WAS 24 (13:28) T.Way punts 51 yards to PHI 25, Center-N.Sundberg, fair catch by D.Sproles.

Philadelphia Eagles at 13:20

- 1-10-PHI 25 (13:20) (Shotgun) C.Wentz pass short left to N.Agholor to PHI 30 for 5 yards (J.Norman).
- 2-5-PHI 30 (12:39) (Shotgun) C.Clement left end pushed ob at PHI 39 for 9 yards (M.Foster). R15
- 1-10-PHI 39 (12:05) (Shotgun) C.Wentz pass short right to G.Tate ran ob at WAS 48 for 13 yards. P16
- 1-10-WAS 48 (11:25) (Shotgun) C.Wentz pass short middle to Z.Ertz to WAS 38 for 10 yards (Z.Brown). P17
- 1-10-WAS 38 (10:46) J.Adams left end to WAS 42 for -4 yards (Z.Brown).
- 2-14-WAS 42 (10:04) (Shotgun) C.Wentz pass short left to N.Agholor pushed ob at WAS 37 for 5 yards (G.Stroman).
- 3-9-WAS 37 (9:26) (Shotgun) C.Wentz pass short right to G.Tate to WAS 5 for 32 yards (H.Clinton-Dix). P18
- 1-5-WAS 5 (8:34) (Shotgun) C.Wentz pass short left intended for A.Jeffery INTERCEPTED by J.Norman at WAS -2. J.Norman to WAS 38 for 40 yards (J.Kelce; J.Adams).

Washington Redskins at 8:22

- 1-10-WAS 38 (8:22) M.Sanchez pass short left to J.Reed pushed ob at WAS 45 for 7 yards (R.Douglas). WAS-T.Bergstrom was injured during the play. His return is Questionable.
- 2-3-WAS 45 (8:02) A.Peterson right tackle to WAS 48 for 3 yards (S.Jones). R8
- 1-10-WAS 48 (7:19) J.Crowder up the middle to WAS 43 for -5 yards (C.LeBlanc).
- 2-15-WAS 43 (6:33) (Shotgun) PENALTY on WAS-M.Moses, False Start, 5 yards, enforced at WAS 43 - No Play.
- 2-20-WAS 38 (6:10) (Shotgun) M.Sanchez pass short middle to J.Reed to WAS 45 for 7 yards (N.Bradham).
- 3-13-WAS 45 (5:31) (Shotgun) M.Sanchez pass short right to V.Davis to PHI 49 for 6 yards (S.Jones).
- 4-7-PHI 49 (4:57) T.Way punts 34 yards to PHI 15, Center-N.Sundberg, fair catch by D.Sproles.

Philadelphia Eagles at 4:51

- 1-10-PHI 15 (4:51) (Shotgun) J.Adams up the middle pushed ob at PHI 33 for 18 yards (F.Moreau). R19
- 1-10-PHI 33 (4:14) C.Wentz pass incomplete short right to N.Agholor.
- 2-10-PHI 33 (4:09) C.Wentz pass short left to C.Clement to WAS 44 for 23 yards (M.Foster). P20
- 1-10-WAS 44 (3:21) (No Huddle, Shotgun) C.Wentz pass short left to Z.Ertz to WAS 36 for 8 yards (F.Moreau).
- 2-2-WAS 36 (2:38) (No Huddle, Shotgun) C.Wentz pass short left to Z.Ertz pushed ob at WAS 31 for 5 yards (D.Swearinger). P21
- 1-10-WAS 31 (2:06) (Shotgun) C.Wentz pass incomplete short left to D.Goedert.
- 2-10-WAS 31 (2:02) (Shotgun) D.Sproles left end to WAS 26 for 5 yards (F.Moreau; Z.Brown). WAS-F.Moreau was injured during the play. His return is Questionable.
- 3-5-WAS 26 (1:23) (Shotgun) C.Wentz pass short middle to A.Jeffery to WAS 17 for 9 yards (Z.Brown). P22
- 1-10-WAS 17 (:42) (Shotgun) J.Adams left end to WAS 17 for no gain (G.Stroman).

END OF QUARTER

	Score	Time Poss	First Downs				Efficiencies	
			R	P	X	T	3 Down	4 Down
Washington Redskins	13	5:11	1	0	0	1	0/2	0/0
Philadelphia Eagles	14	9:49	2	6	0	8	2/2	0/0

Fourth Quarter

12/3/2018

Play By Play

Philadelphia Eagles continued.

- 2-10-WAS 17 (15:00) C.Wentz pass short right to C.Clement to WAS 4 for 13 yards (Z.Brown). P23
- 1-4-WAS 4 (14:15) (Shotgun) C.Wentz pass short left to J.Matthews for 4 yards, TOUCHDOWN. P24
- TWO-POINT CONVERSION ATTEMPT. C.Wentz pass to G.Tate is complete. ATTEMPT SUCCEEDS.

WAS 13 PHI 22, 11 plays, 85 yards, 5:41 drive, 0:50 elapsed

J.Elliott kicks 65 yards from PHI 35 to end zone, Touchback.

Washington Redskins at 14:10

- 1-10-WAS 25 (14:10) M.Sanchez pass short left to M.Floyd pushed ob at WAS 34 for 9 yards (K.Grugier-Hill).
- 2-1-WAS 34 (13:39) A.Peterson up the middle to WAS 37 for 3 yards (B.Graham). R9
- 1-10-WAS 37 (12:59) PENALTY on WAS-L.Bowanko, False Start, 5 yards, enforced at WAS 37 - No Play.
- 1-15-WAS 32 (12:47) M.Sanchez pass short right intended for M.Harris INTERCEPTED by N.Gerry at WAS 43. N.Gerry to WAS 35 for 8 yards (M.Sanchez).

Philadelphia Eagles at 12:37

- 1-10-WAS 35 (12:37) C.Wentz pass incomplete deep left to A.Jeffery [P.Smith].
- 2-10-WAS 35 (12:31) (Shotgun) J.Adams left guard to WAS 28 for 7 yards (A.Alexander).
- 3-3-WAS 28 (11:50) C.Wentz pass incomplete short right to N.Agholor.
- 4-3-WAS 28 (11:45) J.Elliott 46 yard field goal is GOOD, Center-R.Lovato, Holder-C.Johnston.

WAS 13 PHI 25, 4 plays, 7 yards, 0:56 drive, 3:19 elapsed

J.Elliott kicks 65 yards from PHI 35 to end zone, Touchback.

Washington Redskins at 11:41

- 1-10-WAS 25 (11:41) (Shotgun) C.Thompson up the middle to WAS 21 for -4 yards (H.Ngata). FUMBLES (H.Ngata), and recovers at WAS 21. C.Thompson to WAS 21 for no gain (M.Bennett).
Timeout #1 by WAS at 10:56.
- 2-14-WAS 21 (10:56) (Shotgun) M.Sanchez pass incomplete short right to J.Reed.
- 3-14-WAS 21 (10:53) (Shotgun) M.Sanchez pass short right to J.Reed to WAS 17 for -4 yards. Lateral to C.Thompson to WAS 25 for 8 yards (R.Douglas).
- 4-10-WAS 25 (10:11) T.Way punts 49 yards to PHI 26, Center-N.Sundberg. D.Sproles to PHI 27 for 1 yard (M.Nicholson).

Philadelphia Eagles at 10:02

- 1-10-PHI 27 (10:02) J.Adams left end to PHI 29 for 2 yards (P.Smith).
- 2-8-PHI 29 (9:19) (Shotgun) C.Wentz pass short right to G.Tate pushed ob at PHI 36 for 7 yards (H.Clinton-Dix).
- 3-1-PHI 36 (8:43) (Shotgun) C.Wentz pass short right to Z.Ertz to PHI 42 for 6 yards (A.Alexander). P25
- 1-10-PHI 42 (8:03) (Shotgun) J.Adams up the middle to WAS 45 for 13 yards (G.Stroman). R26
- PENALTY on WAS-J.Allen, Defensive Holding, 5 yards, enforced at WAS 45.
- 1-10-WAS 40 (7:31) (Shotgun) C.Wentz pass short left to G.Tate to WAS 33 for 7 yards (H.Clinton-Dix).
- 2-3-WAS 33 (6:46) J.Adams up the middle to WAS 29 for 4 yards (M.Foster). R27
- 1-10-WAS 29 (6:02) (Shotgun) J.Adams left guard to WAS 26 for 3 yards (T.Settle).
- 2-7-WAS 26 (5:00) (Shotgun) C.Wentz pass incomplete short left to D.Goedert.
- 3-7-WAS 26 (4:56) (Shotgun) C.Wentz pass incomplete short left.
- 4-7-WAS 26 (4:52) J.Elliott 44 yard field goal is GOOD, Center-R.Lovato, Holder-C.Johnston.

WAS 13 PHI 28, 10 plays, 47 yards, 1 penalty, 5:14 drive, 10:12 elapsed

J.Elliott kicks 65 yards from PHI 35 to end zone, Touchback.

Washington Redskins at 4:48

- 1-10-WAS 25 (4:48) (Shotgun) M.Sanchez pass incomplete short middle to C.Thompson [C.Long].
- 2-10-WAS 25 (4:44) (Shotgun) M.Sanchez pass short left to C.Thompson ran ob at WAS 28 for 3 yards (R.Douglas).
- 3-7-WAS 28 (4:40) (Shotgun) M.Sanchez scrambles up the middle to WAS 36 for 8 yards (T.Sullivan). R10
- 1-10-WAS 36 (4:12) (No Huddle, Shotgun) M.Sanchez pass incomplete short left to C.Thompson.
- 2-10-WAS 36 (4:09) (Shotgun) PENALTY on WAS-M.Moses, False Start, 5 yards, enforced at WAS 36 - No Play.
- 2-15-WAS 31 (4:09) (Shotgun) M.Sanchez pass short left to C.Thompson to WAS 33 for 2 yards (R.Douglas; H.Ngata).
- 3-13-WAS 33 (3:21) (Shotgun) PENALTY on WAS, Delay of Game, 5 yards, enforced at WAS 33 - No Play.
- 3-18-WAS 28 (3:20) (Shotgun) M.Sanchez sacked at WAS 22 for -6 yards (F.Cox).
- Penalty on WAS-T.Nsekhe, Illegal Use of Hands, declined.
Penalty on WAS-T.Williams, Offensive Holding, declined.
- 4-24-WAS 22 (3:16) T.Way punts 53 yards to PHI 25, Center-N.Sundberg, fair catch by D.Sproles.

Philadelphia Eagles at 3:10

Washington Redskins vs Philadelphia Eagles at Lincoln Financial Field

1-10-PHI 25 (3:10) J.Adams left guard to PHI 28 for 3 yards (H.Clinton-Dix). PHI-J.Peters was injured during the play.

2-7-PHI 28 (2:28) (Shotgun) J.Adams up the middle to PHI 31 for 3 yards (J.Allen; D.Everett).

Two-Minute Warning

3-4-PHI 31 (2:00) (Shotgun) C.Clement right end pushed ob at PHI 42 for 11 yards (D.Payne).

R28

1-10-PHI 42 (1:53) C.Wentz kneels to PHI 41 for -1 yards.

2-11-PHI 41 (1:12) C.Wentz kneels to PHI 40 for -1 yards.

3-12-PHI 40 (:37) C.Wentz kneels to PHI 39 for -1 yards.

END OF QUARTER

	Score	Time Poss	First Downs				Efficiencies	
			R	P	X	T	3 Down	4 Down
Washington Redskins	13	4:50	2	0	0	2	1/3	0/0
Philadelphia Eagles	28	10:10	3	3	0	6	2/5	0/0

Miscellaneous Statistics Report

Washington Redskins vs Philadelphia Eagles
12/3/2018 at Lincoln Financial Field

Ten Longest Plays for Washington Redskins

Yards	Qtr	Play Start	Play Description
90	2	1-10-WAS 10	(9:36) A.Peterson up the middle for 90 yards, TOUCHDOWN.
32	1	1-10-WAS 29	(3:44) C.McCoy pass deep left to J.Doctson ran ob at PHI 39 for 32 yards (C.Graham) [H.Ngata].
20	2	1-10-WAS 25	(1:46) (Shotgun) M.Sanchez pass short left to J.Doctson to WAS 45 for 20 yards (R.Douglas).
11	1	1-10-PHI 27	(2:11) A.Peterson up the middle to PHI 21 for 6 yards (C.Graham). PENALTY on PHI-N.Bradham, Illegal Use of Hands, 5 yards, enforced at PHI 21.
11	2	1-10-PHI 45	(1:00) (Shotgun) M.Sanchez pass short right to J.Crowder to PHI 34 for 11 yards (N.Bradham) [B.Graham].
10	2	3-30-PHI 36	(14:31) (Shotgun) C.McCoy pass short middle to J.Crowder to PHI 26 for 10 yards (M.Jenkins). WAS-C.McCoy was injured during the play. His return is Questionable.
10	2	2-17-WAS 38	(1:16) (Shotgun) M.Sanchez pass short left to J.Crowder to WAS 48 for 10 yards (C.LeBlanc).
9	1	3-15-WAS 20	(6:03) (Shotgun) C.McCoy pass short right to C.Thompson to WAS 29 for 9 yards (F.Cox) [C.Long].
9	2	3-12-WAS 1	(3:07) M.Sanchez pass short right to V.Davis to WAS 10 for 9 yards (C.Long).
9	4	1-10-WAS 25	(14:10) M.Sanchez pass short left to M.Floyd pushed ob at WAS 34 for 9 yards (K.Grugier-Hill).

Ten Longest Plays for Philadelphia Eagles

Yards	Qtr	Play Start	Play Description
39	2	1-10-PHI 39	(7:48) C.Wentz pass deep right to N.Agholor pushed ob at WAS 22 for 39 yards (D.Swearinger).
32	3	3-9-WAS 37	(9:26) (Shotgun) C.Wentz pass short right to G.Tate to WAS 5 for 32 yards (H.Clinton-Dix).
23	3	2-10-PHI 33	(4:09) C.Wentz pass short left to C.Clement to WAS 44 for 23 yards (M.Foster).
20	2	1-10-PHI 34	(11:45) (Shotgun) C.Wentz pass deep middle to Z.Ertz to WAS 46 for 20 yards (H.Clinton-Dix).
19	1	1-15-PHI 43	(12:13) (Shotgun) C.Wentz pass short left to G.Tate to WAS 38 for 19 yards (Z.Brown) [P.McPhee]. FUMBLES (Z.Brown), ball
18	3	1-10-PHI 15	(4:51) (Shotgun) J.Adams up the middle pushed ob at PHI 33 for 18 yards (F.Moreau).
18	4	1-10-PHI 42	(8:03) (Shotgun) J.Adams up the middle to WAS 45 for 13 yards (G.Stroman).
17	2	2-7-WAS 19	(6:31) C.Wentz pass short right to Z.Ertz to WAS 2 for 17 yards (R.Anderson).
16	2	3-9-PHI 23	(8:31) (Shotgun) C.Wentz pass short right to A.Jeffery to PHI 39 for 16 yards (H.Clinton-Dix).
15	2	1-10-WAS 29	(2:00) (Shotgun) C.Wentz pass short right to G.Tate ran ob at WAS 28 for 1 yard (R.Kerrigan) [G.Stroman].

Touchdown Scoring Information

		Offense	Defense	Special Teams
VISITOR	Washington Redskins	1	0	0
HOME	Philadelphia Eagles	3	0	0

Player Scoring Information

Club	Player	TD	Rush TD	Rec TD	KO TD	Punt TD	Int TD	Fum TD	Misc TD	FG	XP	2Pt Rush	2Pt Rec	Sfty	Points
WAS	D.Hopkins	0	0	0	0	0	0	0	0	2	1	0	0	0	7
WAS	A.Peterson	0	1	0	0	0	0	0	0	0	0	0	0	0	6
PHI	G.Tate	0	0	1	0	0	0	0	0	0	0	0	1	0	8
PHI	J.Elliott	0	0	0	0	0	0	0	0	2	2	0	0	0	8
PHI	D.Sproles	0	1	0	0	0	0	0	0	0	0	0	0	0	6
PHI	J.Matthews	0	0	1	0	0	0	0	0	0	0	0	0	0	6

Possession Detail

	First Half		Second Half		Game	
	Visitor	Home	Visitor	Home	Visitor	Home
Largest Lead	3	7	0	15	3	15
Drives Leading	2	3	0	5	2	8
Time of Possession Leading	1:55	5:56	0:00	19:59	1:55	25:55
Largest Deficit	-7	-3	-15	0	-15	-3
Drives Trailing	3	2	5	0	8	2
Time of Possession Trailing	8:45	5:55	10:01	0:00	18:46	5:55
Times Score Tied Up		0		0		0
Lead Changes		3		0		3

Playtime Percentage

Percent of playtime per player on offense, defense and special teams

Washington Redskins

Philadelphia Eagles

		Offense	Defense	Special Teams				Offense	Defense	Special Teams			
C Roullier	C	45	100%	3	12%	B Brooks	G	75	100%	4	16%		
M Moses	T	45	100%	3	12%	L Johnson	T	75	100%	4	16%		
T Williams	T	45	100%			J Kelce	C	75	100%				
J Doctson	WR	43	96%			C Wentz	QB	75	100%				
L Bowanko	C	40	89%	3	12%	I Seumalo	G	73	97%	4	16%		
M Sanchez	QB	32	71%			J Peters	T	70	93%				
J Reed	TE	31	69%			A Jeffery	WR	66	88%				
T Bergstrom	G	29	64%	3	12%	N Agholor	WR	65	87%				
J Crowder	WR	29	64%			Z Ertz	TE	59	79%				
C Thompson	RB	29	64%			J Adams	RB	41	55%				
M Harris	WR	28	62%	1	4%	D Goedert	TE	39	52%	10	40%		
V Davis	TE	23	51%			G Tate	WR	36	48%				
M Floyd	WR	18	40%	8	32%	C Clement	RB	23	31%	15	60%		
T Nsekhe	T	16	36%	3	12%	J Matthews	WR	21	28%				
A Peterson	RB	16	36%			R Rodgers	TE	10	13%	14	56%		
C McCoy	QB	13	29%			D Sproles	RB	9	12%	6	24%		
J Sprinkle	TE	8	18%	16	64%	H Vaitai	T	6	8%	4	16%		
J Cooper	G	5	11%			S Gibson	WR	3	4%	6	24%		
M Foster	LB		75	100%	5	20%	W Smallwood	RB	2	3%	11	44%	
H Clinton-Dix	FS		75	100%	4	16%	S Wisniewski	G	2	3%	4	16%	
D Swearinger	FS		75	100%			M Jenkins	SS		45	100%	7	28%
J Norman	CB		75	100%			C Graham	FS		45	100%	2	8%
Z Brown	LB		68	91%			N Bradham	LB		45	100%		
D Payne	NT		65	87%	5	20%	R Douglas	CB		45	100%		
P Smith	LB		63	84%			S Jones	CB		45	100%		
G Stroman	CB		61	81%	2	8%	F Cox	DT		40	89%		
R Kerrigan	LB		59	79%	4	16%	B Graham	DE		37	82%	4	16%
J Allen	DE		57	76%	7	28%	M Bennett	DE		37	82%		
F Moreau	CB		52	69%			C LeBlanc	CB		34	76%	15	60%
S McGee	DE		26	35%			C Long	DE		33	73%	3	12%
P McPhee	LB		18	24%	3	12%	K Grugier-Hill	LB		23	51%	21	84%
T Settle	NT		15	20%	8	32%	T Sullivan	SS		23	51%	18	72%
R Anderson	LB		11	15%	5	20%	H Ngata	DT		15	33%	3	12%
A Alexander	CB		10	13%	12	48%	N Gerry	LB		11	24%	21	84%
D Everett	SS		5	7%	22	88%	T Hester	DT		11	24%	7	28%
D Johnson	CB		5	7%	20	80%	J Sweat	DE		6	13%	4	16%
S Hamilton	LB		5	7%	17	68%	L Reynolds	LB				21	84%
C Brantley	DE		4	5%	4	16%	D Alexander	LB				18	72%
J Harvey-Clemons	LB		1	1%	17	68%	D Hall	CB				18	72%
Z Vigil	LB				22	88%	J Elliott	K				10	40%
J Chesson	WR				22	88%	D Bausby	CB				9	36%
M Nicholson	SS				18	72%	R Lovato	LS				6	24%
K Bibbs	RB				13	52%	C Johnston	P				6	24%
T Way	P				9	36%							
N Sundberg	LS				9	36%							

National Football League Game Summary

NFL Copyright © 2018 by The National Football League. All rights reserved. This summary and play-by-play is for the express purpose of assisting media in their coverage of the game; any other use of this material is prohibited without the written permission of the National Football League. Updated: 12/10/2018

Date: Sunday, 12/9/2018

New York Giants at Washington Redskins

Start Time: 1:03 PM EST

at FedExField, Landover, MD

Game Day Weather

Game Weather: Cloudy
Played Outdoor on Turf: Grass

Temp: 33° F (0.6° C) Humidity: 57%, Wind: NNE 6 mph
Outdoor Weather: Cloudy, Wind Chill: 27

Officials

Referee: Cheffers, Carl (51) Umpire: Anderson, Barry (20) Down Judge: Spanier, Michael (90)
Line Judge: Arthur, Gary (108) Field Judge: Clark, V. Land (130) Side Judge: Novak, Scott (1)
Back Judge: Meyer, Greg (78) Replay Official: Stewart, Charles (0)

Lineups

New York Giants

Washington Redskins

Offense		Defense		Offense		Defense	
TE	85 R.Ellison	CB	20 J.Jenkins	LT	71 T.Williams	SS	20 H.Clinton-Dix
LT	76 N.Solder	CB	23 B.Webb	LG	79 T.Nsekhe	CB	24 J.Norman
LG	71 W.Hernandez	S	31 M.Thomas	C	73 C.Roullier	CB	31 F.Moreau
C	77 S.Pulley	CB	34 G.Haley	RG	78 A.Howard	FS	36 D.Swearinger
RG	78 J.Brown	FS	35 C.Riley	RT	76 M.Moses	LB	51 S.Hamilton
RT	63 C.Wheeler	LB	52 A.Ogletree	QB	6 M.Sanchez	LB	54 M.Foster
QB	10 E.Manning	LB	54 O.Vernon	WR	13 M.Harris	LB	91 R.Kerrigan
RB	26 S.Barkley	LB	93 B.Goodson	WR	18 J.Doctson	DL	93 J.Allen
RB	39 E.Penny	DL	94 D.Tomlinson	RB	26 A.Peterson	LB	94 P.Smith
WR	87 S.Shepard	DL	95 B.Hill	TE	87 J.Sprinkle	DL	95 D.Payne
WR	18 B.Fowler	DL	97 J.Mauro	WR	80 J.Crowder	DL	98 M.Ioannidis

Substitutions

Substitutions

K 2 A.Rosas, P 9 R.Dixon, QB 17 K.Lauletta, WR 19 C.Coleman, RB 22 W.Gallman, DB 29 K.Moore, CB 30 A.Hamilton, S 36 S.Chandler, LB 45 U.Eligwe, LS 51 Z.DeOssie, LB 53 C.Barwin, LB 57 N.Stupar, LB 58 T.Davis, LB 59 L.Carter, DL 72 K.Wynn, G 73 J.Greco, WR 80 J.Davis, WR 81 R.Shepard, TE 82 S.Simonson, TE 88 E.Engram, DT 90 R.McIntosh, LB 96 K.Martin, DL 99 M.Edwards

K 3 D.Hopkins, P 5 T.Way, QB 8 J.Johnson, WR 16 J.Chesson, WR 17 M.Floyd, S 22 D.Everett, RB 25 C.Thompson, RB 34 B.Marshall, S 35 M.Nicholson, CB 37 G.Stroman, CB 39 A.Alexander, LB 40 J.Harvey-Clemons, CB 41 D.Johnson, LB 48 M.Smith, LB 53 Z.Brown, LB 56 Z.Vigil, LS 57 N.Sundberg, C 69 L.Bowanko, TE 85 V.Davis, TE 86 J.Reed, DT 92 S.McGee, LB 96 P.McPhee, DL 97 T.Settle

Did Not Play

Did Not Play

T 68 B.Mihalik

C 67 Z.Kerin

Not Active

Not Active

QB 3 A.Tanney, WR 13 O.Beckham, DB 24 T.Lippett, DB 33 K.Ladler, C 67 E.Brown, TE 89 G.Dickerson, DT 91 Jo.Jenkins

QB 12 C.McCoy, RB 32 S.Perine, RB 46 K.Bibbs, LB 52 R.Anderson, C 63 D.Rhaney, OL 66 T.Bergstrom, DT 99 C.Brantley

Field Goals (made () & missed)

A.Rosas (35) (23)

		1	2	3	4	OT	Total
VISITOR:	New York Giants	7	27	6	0	0	40
HOME:	Washington Redskins	0	0	0	16	0	16

Scoring Plays

Team	Qtr	Time	Play Description (Extra Point) (Drive Info)	Visitor	Home
Giants	1	2:45	C.Riley 9 yd. interception return (A.Rosas kick)	7	0
Giants	2	10:38	A.Rosas 35 yd. Field Goal (9-43, 4:29)	10	0
Giants	2	8:42	S.Barkley 78 yd. run (A.Rosas kick) (1-78, 0:12)	17	0
Giants	2	6:21	S.Shepard 3 yd. pass from E.Manning (A.Rosas kick) (3-10, 1:21)	24	0
Giants	2	1:48	B.Fowler 6 yd. pass from E.Manning (A.Rosas kick) (6-82, 2:32)	31	0
Giants	2	0:00	A.Rosas 23 yd. Field Goal (6-53, 0:56)	34	0
Giants	3	5:38	R.Shepard 11 yd. pass from E.Manning (kick failed, wr) (9-81, 5:40)	40	0
Redskins	4	11:56	J.Johnson 8 yd. run (J.Johnson-V.Davis pass) (5-33, 2:05)	40	8
Redskins	4	8:48	J.Crowder 79 yd. pass from J.Johnson (J.Johnson-M.Floyd pass) (2-77, 1:35)	40	16

National Football League Game Summary

NFL Copyright © 2018 by The National Football League. All rights reserved. This summary and play-by-play is for the express purpose of assisting media in their coverage of the game; any other use of this material is prohibited without the written permission of the National Football League.

Updated: 12/10/2018

Paid Attendance: 57,437

Time: 3:01

New York Giants vs Washington Redskins
12/9/2018 at FedExField

Final Individual Statistics

New York Giants

Washington Redskins

RUSHING						RUSHING					
	ATT	YDS	AVG	LG	TD		ATT	YDS	AVG	LG	TD
S.Barkley	14	170	12.1	78	1	J.Johnson	7	45	6.4	13	1
W.Gallman	14	38	2.7	6	0	C.Thompson	3	23	7.7	12	0
E.Penny	5	21	4.2	8	0	A.Peterson	10	16	1.6	12	0
K.Lauletta	1	-2	-2.0	-2	0	B.Marshall	1	4	4.0	4	0
						J.Chesson	1	-4	-4.0	-4	0
Total	34	227	6.7	78	1	Total	22	84	3.8	13	1

PASSING									PASSING								
	ATT	CMP	YDS	SK/YD	TD	LG	IN	RT		ATT	CMP	YDS	SK/YD	TD	LG	IN	RT
E.Manning	22	14	197	2/22	3	39	0	132.0	J.Johnson	16	11	195	0/0	1	79	1	104.9
K.Lauletta	5	0	0	0/0	0	0	1	0.0	M.Sanchez	14	6	38	5/29	0	10	2	10.7
Total	27	14	197	2/22	3	39	1	97.3	Total	30	17	233	5/29	1	79	3	53.2

PASS RECEIVING								PASS RECEIVING							
	TAR	REC	YDS	AVG	LG	TD		TAR	REC	YDS	AVG	LG	TD		
S.Barkley	5	4	27	6.8	13	0	J.Doctson	5	4	84	21.0	31	0		
E.Engram	5	3	77	25.7	39	0	V.Davis	4	4	31	7.8	11	0		
C.Coleman	2	2	43	21.5	30	0	C.Thompson	5	3	15	5.0	6	0		
S.Shepard	6	2	17	8.5	14	1	B.Marshall	3	3	13	4.3	6	0		
E.Penny	1	1	16	16.0	16	0	J.Crowder	7	2	87	43.5	79	1		
R.Shepard	4	1	11	11.0	11	1	A.Peterson	1	1	3	3.0	3	0		
B.Fowler	1	1	6	6.0	6	1	M.Floyd	2	0	0	0.0	0	0		
W.Gallman	2	0	0	0.0	0	0	M.Harris	1	0	0	0.0	0	0		
							J.Reed	1	0	0	0.0	0	0		
Total	26	14	197	14.1	39	3	Total	29	17	233	13.7	79	1		

INTERCEPTIONS						INTERCEPTIONS					
	NO	YDS	AVG	LG	TD		NO	YDS	AVG	LG	TD
M.Thomas	1	26	26.0	26	0	M.Foster	1	0	0.0	0	0
A.Ogletree	1	18	18.0	18	0						
C.Riley	1	9	9.0	9	1						
Total	3	53	17.7	26	1	Total	1	0	0.0	0	0

PUNTING								PUNTING							
	NO	YDS	AVG	NET	TB	IN20	LG		NO	YDS	AVG	NET	TB	IN20	LG
R.Dixon	6	258	43.0	43.3	0	1	50	T.Way	8	409	51.1	44.8	0	3	63
Total	6	258	43.0	43.3	0	1	50	Total	8	409	51.1	44.8	0	3	63

PUNT RETURNS								PUNT RETURNS							
	NO	YDS	AVG	FC	LG	TD		NO	YDS	AVG	FC	LG	TD		
J.Davis	5	51	10.2	1	23	0	G.Stroman	2	-2	-1.0	2	0	0		
[DOWNED]	2	0	0.0	0	0	0	[DOWNED]	1	0	0.0	0	0	0		
							[OUT OF BOUNDS]	1	0	0.0	0	0	0		
Total	5	51	10.2	1	23	0	Total	2	-2	-1.0	2	0	0		

KICKOFF RETURNS								KICKOFF RETURNS							
	NO	YDS	AVG	FC	LG	TD		NO	YDS	AVG	FC	LG	TD		
[TOUCHBACK]	3	0	0.0	0	0	0	D.Johnson	2	58	29.0	0	29	0		
							[TOUCHBACK]	5	0	0.0	0	0	0		
Total	0	0	0.0	0	0	0	Total	2	58	29.0	0	29	0		

New York Giants

FUMBLES												
	FUM	LOST	OWN-REC	YDS	TD	FORCED	OPP-REC	YDS	TD	OUT-BDS		
Total	0	0	0	0	0	0	0	0	0	0		

Washington Redskins

FUMBLES												
	FUM	LOST	OWN-REC	YDS	TD	FORCED	OPP-REC	YDS	TD	OUT-BDS		
G.Stroman	1	0	1	0	0	0	0	0	0	0		
Total	1	0	1	0	0	0	0	0	0	0		

New York Giants vs Washington Redskins
12/9/2018 at FedExField

Final Team Statistics

	Visitor Giants	Home Redskins
TOTAL FIRST DOWNS	19	12
By Rushing	6	6
By Passing	11	5
By Penalty	2	1
THIRD DOWN EFFICIENCY	4-13-31%	2-11-18%
FOURTH DOWN EFFICIENCY	0-0-0%	0-1-0%
TOTAL NET YARDS	402	288
Total Offensive Plays (inc. times thrown passing)	63	57
Average gain per offensive play	6.4	5.1
NET YARDS RUSHING	227	84
Total Rushing Plays	34	22
Average gain per rushing play	6.7	3.8
Tackles for a loss-number and yards	2-11	4-8
NET YARDS PASSING	175	204
Times thrown - yards lost attempting to pass	2-22	5-29
Gross yards passing	197	233
PASS ATTEMPTS-COMPLETIONS-HAD INTERCEPTED	27-14-1	30-17-3
Avg gain per pass play (inc.# thrown passing)	6.0	5.8
KICKOFFS Number-In End Zone-Touchbacks	7-6-5	3-3-3
PUNTS Number and Average	6-43.0	8-51.1
Had Blocked	0	0
FGs - PATs Had Blocked	0-0	0-0
Net Punting Average	43.3	44.8
TOTAL RETURN YARDAGE (Not Including Kickoffs)	104	-2
No. and Yards Punt Returns	5-51	2--2
No. and Yards Kickoff Returns	0-0	2-58
No. and Yards Interception Returns	3-53	1-0
PENALTIES Number and Yards	2-18	15-135
FUMBLES Number and Lost	0-0	1-0
TOUCHDOWNS	5	2
Rushing	1	1
Passing	3	1
Interceptions	1	0
EXTRA POINTS Made-Attempts	4-5	2-2
Kicking Made-Attempts	4-5	0-0
Passing Made-Attempts	0-0	2-2
FIELD GOALS Made-Attempts	2-2	0-0
RED ZONE EFFICIENCY	3-5-60%	1-2-50%
GOAL TO GO EFFICIENCY	2-4-50%	0-0-0%
SAFETIES	0	0
FINAL SCORE	40	16
TIME OF POSSESSION	30:09	29:51

Ball Possession And Drive Chart

New York Giants

#	Time Recd	Time Lost	Time Poss	How Ball Obtained	Drive Began	# Play	Yds Gain	Yds Pen	Net Yds	1st Down	Last Scrm	How Given Up
1	12:49	11:16	1:33	Punt	NYG 21	3	0	0	0	0	NYG 21	Punt
2	10:22	9:24	0:58	Punt	NYG 27	3	4	0	4	0	NYG 31	Punt
3	5:39	3:17	2:22	Punt	NYG 15	4	9	25	34	2	NYG 49	Punt
4	0:07	10:38	4:29	Punt	NYG 40	9	48	-5	43	3	* WAS 17	Field Goal
5	8:54	8:42	0:12	Punt	NYG 22	1	78	0	78	1	NYG 22	Touchdown
6	7:42	6:21	1:21	Interception	WAS 10	3	10	0	10	1	* WAS 3	Touchdown
7	4:20	1:48	2:32	Punt	NYG 18	6	82	0	82	3	* WAS 6	Touchdown
8	0:56	0:00	0:56	Punt	NYG 42	6	53	0	53	2	* WAS 5	Field Goal
9	15:00	13:28	1:32	Kickoff	NYG 25	3	1	0	1	0	NYG 26	Punt
10	11:18	5:38	5:40	Punt	NYG 19	9	81	0	81	4	* WAS 11	Touchdown
11	15:00	14:01	0:59	Downs	NYG 21	3	0	0	0	0	NYG 21	Interception
12	11:56	10:23	1:33	Kickoff	NYG 25	3	5	0	5	0	NYG 30	Punt
13	8:48	7:10	1:38	Kickoff	NYG 25	3	5	0	5	0	NYG 30	Punt
14	4:24	0:00	4:24	Interception	NYG 24	9	26	5	31	3	WAS 43	End of Game

(414) Average NYG 30

Washington Redskins

#	Time Recd	Time Lost	Time Poss	How Ball Obtained	Drive Began	# Play	Yds Gain	Yds Pen	Net Yds	1st Down	Last Scrm	How Given Up
1	15:00	12:49	2:11	Kickoff	WAS 25	5	14	0	14	1	WAS 39	Punt
2	11:16	10:22	0:54	Punt	WAS 28	3	3	-5	-2	0	WAS 26	Punt
3	9:24	5:39	3:45	Punt	WAS 31	5	15	-5	10	1	WAS 41	Punt
4	3:17	2:45	0:32	Punt	WAS 2	2	-1	0	-1	0	WAS 1	Interception
5	2:45	0:07	2:38	Kickoff	WAS 32	3	4	-5	-1	0	WAS 31	Punt
6	10:38	8:54	1:44	Kickoff	WAS 25	3	3	0	3	0	WAS 28	Punt
7	8:42	7:42	1:00	Kickoff	WAS 25	2	8	-10	-2	0	WAS 23	Interception
8	6:21	4:20	2:01	Kickoff	WAS 25	3	8	0	8	0	WAS 33	Punt
9	1:48	0:56	0:52	Kickoff	WAS 25	3	-3	0	-3	0	WAS 22	Punt
10	13:28	11:18	2:10	Punt	WAS 25	3	-7	0	-7	0	WAS 18	Punt
11	5:38	0:00	5:38	Kickoff	WAS 29	11	50	0	50	3	NYG 22	Downs
12	14:01	11:56	2:05	Interception	NYG 33	5	20	13	33	2	* NYG 8	Touchdown
13	10:23	8:48	1:35	Punt	WAS 23	2	92	-15	77	1	WAS 21	Touchdown
14	7:10	4:24	2:46	Punt	WAS 25	7	82	-25	57	4	* NYG 18	Interception

(387) Average WAS 28

* inside opponent's 20

Time of Possession by Quarter		1st	2nd	3rd	4th	OT	Total
Visitor	New York Giants	5:00	9:23	7:12	8:34		30:09
Home	Washington Redskins	10:00	5:37	7:48	6:26		29:51

Kickoff Drive No.-Start Average Giants: 3 - NYG 25 Redskins: 7 - WAS 27

New York Giants vs Washington Redskins
12/9/2018 at FedExField

Final Defensive Statistics

New York Giants

Regular Defensive Plays

Special Teams

Misc

	TKL	AST	COMB	SK	/ YDS	TFL	Q	IN	PD	FF	FR	TKL	AST	FF	FR	BL	TKL	AST	FF	FR	
A.Ogletree	3	5	8	0	0	1	0	1	2	0	0	0	0	0	0	0	0	0	0	0	0
M.Thomas	3	3	6	0	0	0	0	1	1	0	0	0	0	0	0	0	0	0	0	0	0
O.Vernon	4	1	5	1.5	11	1	2	0	0	0	0	0	0	0	0	0	0	0	0	0	0
L.Carter	4	1	5	1	8	1	1	0	0	0	0	0	0	0	0	0	0	0	0	0	0
G.Haley	4	1	5	0	0	0	0	0	0	0	0	0	0	0	0	0	0	0	0	0	0
J.Jenkins	4	0	4	0	0	1	0	0	1	0	0	1	0	0	0	0	0	0	0	0	0
S.Chandler	2	1	3	1	1	1	1	0	0	0	0	0	0	0	0	0	0	0	0	0	0
C.Riley	2	1	3	0	0	0	0	1	1	0	0	0	0	0	0	0	0	0	0	0	0
K.Wynn	2	1	3	0	0	0	0	0	0	0	0	0	0	0	0	0	0	0	0	0	0
B.Hill	1	2	3	0	0	0	0	0	0	0	0	0	0	0	0	0	0	0	0	0	0
J.Mauro	2	0	2	1	7	2	1	0	0	0	0	0	0	0	0	0	0	0	0	0	0
R.McIntosh	2	0	2	0	0	0	0	0	0	0	0	0	0	0	0	0	0	0	0	0	0
K.Martin	1	1	2	0.5	2	0	3	0	1	0	0	0	0	0	0	0	0	0	0	0	0
B.Goodson	1	1	2	0	0	0	0	0	0	0	0	0	0	0	0	0	0	0	0	0	0
D.Tomlinson	0	2	2	0	0	0	0	0	0	0	0	0	0	0	0	0	0	0	0	0	0
U.Eligwe	0	0	0	0	0	0	0	0	1	0	0	0	0	0	0	0	0	0	0	0	0
R.Shepard	0	0	0	0	0	0	0	0	0	0	0	2	0	0	0	0	1	0	0	0	0
N.Stupar	0	0	0	0	0	0	0	0	0	0	0	1	0	0	0	0	0	0	0	0	0
Total	35	20	55	5	29	7	8	3	7	0	0	4	0	0	0	0	1	0	0	0	0

TKL = Tackle AST = Assist COMB = Combined QH=QB Hit IN = Interception PD = Pass Defense FF = Forced Fumble FR = Fumble Recovery

Washington Redskins

Regular Defensive Plays

Special Teams

Misc

	TKL	AST	COMB	SK	/ YDS	TFL	QH	IN	PD	FF	FR	TKL	AST	FF	FR	BL	TKL	AST	FF	FR	
S.Hamilton	5	2	7	0	0	0	1	0	0	0	0	1	0	0	0	0	0	0	0	0	0
H.Clinton-Dix	5	2	7	0	0	0	0	0	1	0	0	0	0	0	0	0	0	0	0	0	0
R.Kerrigan	4	2	6	1	14	2	2	0	0	0	0	0	0	0	0	0	0	0	0	0	0
M.Foster	4	2	6	0	0	0	0	1	1	0	0	0	0	0	0	0	0	0	0	0	0
D.Payne	3	2	5	1	8	1	1	0	0	0	0	0	0	0	0	0	0	0	0	0	0
P.Smith	3	2	5	0	0	1	1	0	0	0	0	0	0	0	0	0	0	0	0	0	0
F.Moreau	2	2	4	0	0	0	0	0	0	0	0	0	0	0	0	0	0	0	0	0	0
D.Swearinger	1	3	4	0	0	0	0	0	0	0	0	0	0	0	0	0	0	0	0	0	0
J.Allen	1	2	3	0	0	0	0	0	0	0	0	0	0	0	0	0	0	0	0	0	0
G.Stroman	2	0	2	0	0	0	0	0	1	0	0	0	0	0	1	0	0	0	0	0	0
J.Harvey-Clemons	2	0	2	0	0	0	0	0	0	0	0	0	0	0	0	0	0	0	0	0	0
S.McGee	1	1	2	0	0	0	0	0	0	0	0	0	0	0	0	0	0	0	0	0	0
Z.Brown	1	1	2	0	0	0	0	0	0	0	0	0	0	0	0	0	0	0	0	0	0
J.Norman	1	0	1	0	0	1	0	0	2	0	0	0	0	0	0	0	0	0	0	0	0
D.Everett	1	0	1	0	0	0	0	0	0	0	0	1	0	0	0	0	0	0	0	0	0
P.McPhee	0	1	1	0	0	0	0	0	0	0	0	0	0	0	0	0	0	0	0	0	0
T.Settle	0	1	1	0	0	0	0	0	0	0	0	0	0	0	0	0	0	0	0	0	0
B.Marshall	0	0	0	0	0	0	0	0	0	0	0	1	1	0	0	0	0	0	0	0	0
M.Nicholson	0	0	0	0	0	0	0	0	0	0	0	1	0	0	0	0	0	0	0	0	0
Z.Vigil	0	0	0	0	0	0	0	0	0	0	0	0	1	0	0	0	0	0	0	0	0
C.Roullier	0	0	0	0	0	0	0	0	0	0	0	0	0	0	0	0	1	0	0	0	0
J.Johnson	0	0	0	0	0	0	0	0	0	0	0	0	0	0	0	0	1	0	0	0	0
Total	36	23	59	2	22	5	5	1	5	0	0	4	2	0	1	0	2	0	0	0	0

Play By Play

First Quarter

12/9/2018

NYG wins the coin toss and elects to defer. WAS elects to Receive, and NYG elects to defend the west goal.

A.Rosas kicks 65 yards from NYG 35 to end zone, Touchback.

Washington Redskins at 15:00

- 1-10-WAS 25 (15:00) A.Peterson left guard to WAS 26 for 1 yard (B.Hill; A.Ogletree).
- 2-9-WAS 26 (14:28) A.Peterson right tackle to WAS 38 for 12 yards (D.Tomlinson; C.Riley). R1
- 1-10-WAS 38 (13:46) A.Peterson up the middle to WAS 39 for 1 yard (B.Hill, A.Ogletree).
- 2-9-WAS 39 (13:10) (Shotgun) M.Sanchez pass incomplete short left to J.Reed.
- 3-9-WAS 39 (13:06) (Shotgun) M.Sanchez pass incomplete short middle to J.Crowder.
- 4-9-WAS 39 (13:00) T.Way punts 51 yards to NYG 10, Center-N.Sundberg. J.Davis to NYG 21 for 11 yards (S.Hamilton).

New York Giants at 12:49

- 1-10-NYG 21 (12:49) E.Manning pass short right to S.Barkley pushed ob at NYG 18 for -3 yards (J.Norman).
- 2-13-NYG 18 (12:21) S.Barkley left end to NYG 13 for -5 yards (R.Kerrigan).
- 3-18-NYG 13 (11:45) (Shotgun) E.Manning pass short right to E.Ingram pushed ob at NYG 21 for 8 yards (M.Foster).
Penalty on NYG-C.Wheeler, Offensive Holding, declined.
- 4-10-NYG 21 (11:24) R.Dixon punts 41 yards to WAS 38, Center-Z.DeOssie, fair catch by G.Stroman.
PENALTY on WAS-A.Alexander, Offensive Holding, 10 yards, enforced at WAS 38.
Penalty on WAS-G.Stroman, Invalid Fair Catch Signal, declined.

Washington Redskins at 11:16

- 1-10-WAS 28 (11:16) M.Sanchez pass incomplete short left to C.Thompson.
- 2-10-WAS 28 (11:16) PENALTY on WAS, Illegal Substitution, 5 yards, enforced at WAS 28 - No Play.
- 2-15-WAS 23 (11:10) (Shotgun) M.Sanchez pass incomplete short left to J.Crowder (U.Eligwe).
- 3-15-WAS 23 (11:06) (Shotgun) M.Sanchez pass short right to C.Thompson to WAS 26 for 3 yards (L.Carter).
- 4-12-WAS 26 (10:32) T.Way punts 49 yards to NYG 25, Center-N.Sundberg. J.Davis to NYG 27 for 2 yards (B.Marshall).

New York Giants at 10:22

- 1-10-NYG 27 (10:22) S.Barkley up the middle to NYG 31 for 4 yards (D.Payne).
- 2-6-NYG 31 (9:44) (Shotgun) E.Manning pass incomplete short left to S.Barkley.
- 3-6-NYG 31 (9:40) (Shotgun) E.Manning pass incomplete short left to E.Ingram.
- 4-6-NYG 31 (9:34) R.Dixon punts 38 yards to WAS 31, Center-Z.DeOssie. G.Stroman MUFFS catch, and recovers at WAS 31. G.Stroman to WAS 31 for no gain (R.Shepard).

Washington Redskins at 9:24

- 1-10-WAS 31 (9:24) A.Peterson up the middle to WAS 32 for 1 yard (O.Vernon, A.Ogletree).
- 2-9-WAS 32 (8:48) C.Thompson left end to WAS 43 for 11 yards (R.McIntosh). R2
- 1-10-WAS 43 (8:08) A.Peterson left end to WAS 44 for 1 yard (R.McIntosh, M.Thomas).
- 2-9-WAS 44 (7:29) M.Sanchez pass short left to A.Peterson pushed ob at WAS 47 for 3 yards (A.Ogletree).
- 3-6-WAS 47 (7:29) (Shotgun) PENALTY on WAS-M.Moses, False Start, 5 yards, enforced at WAS 47 - No Play.
- 3-11-WAS 42 (6:21) (Shotgun) M.Sanchez sacked at WAS 41 for -1 yards (S.Chandler).
- 4-12-WAS 41 (5:47) T.Way punts 44 yards to NYG 15, Center-N.Sundberg, fair catch by J.Davis.

New York Giants at 5:39

- 1-10-NYG 15 (5:39) (Shotgun) E.Manning pass short left to S.Barkley ran ob at NYG 25 for 10 yards [S.Hamilton]. P1
- 1-10-NYG 25 (4:59) (Shotgun) E.Manning pass incomplete deep left to C.Coleman.
PENALTY on WAS-F.Moreau, Defensive Pass Interference, 25 yards, enforced at NYG 25 - No Play. X2
- 1-10-50 (4:53) E.Manning pass incomplete short right to S.Shepard (J.Norman).
- 2-10-50 (4:45) S.Barkley left end pushed ob at WAS 43 for 7 yards (S.Hamilton).
- 3-3-WAS 43 (4:09) (Shotgun) E.Manning sacked at NYG 49 for -8 yards (D.Payne).
- 4-11-NYG 49 (3:28) R.Dixon punts 50 yards to WAS 1, Center-Z.DeOssie, downed by NYG-A.Hamilton.

Washington Redskins at 3:17

- 1-10-WAS 2 (3:17) A.Peterson left end to WAS 1 for -1 yards (J.Jenkins).
Penalty on WAS-T.Williams, Offensive Holding, declined.
- 2-11-WAS 1 (2:52) (Shotgun) M.Sanchez pass short left intended for M.Floyd INTERCEPTED by C.Riley (K.Martin) at WAS 9. C.Riley for 9 yards, TOUCHDOWN.

New York Giants at 2:45

A.Rosas extra point is GOOD, Center-Z.DeOssie, Holder-R.Dixon.

New York Giants vs Washington Redskins at FedExField

NYG 7 WAS 0, 0 plays, 9 yards, 0:00 drive , 12:15 elapsed

A.Rosas kicks 62 yards from NYG 35 to WAS 3. D.Johnson pushed ob at WAS 32 for 29 yards (N.Stupar).

Washington Redskins at 2:45, (1st play from scrimmage 2:39)

- 1-10-WAS 32 (2:39) J.Chesson right end to WAS 28 for -4 yards (J.Mauro). 16 - End around
- 2-14-WAS 28 (1:56) (Shotgun) M.Sanchez sacked at WAS 24 for -4 yards (sack split by O.Vernon and K.Martin).
- 3-18-WAS 24 (1:16) (Shotgun) PENALTY on WAS-M.Moses, False Start, 5 yards, enforced at WAS 24 - No Play.
- 3-23-WAS 19 (:50) (Shotgun) C.Thompson right tackle to WAS 31 for 12 yards (K.Wynn, G.Haley).
- 4-11-WAS 31 (:19) T.Way punts 52 yards to NYG 17, Center-N.Sundberg. J.Davis to NYG 40 for 23 yards (D.Everett).

New York Giants at 0:07

- 1-10-NYG 40 (:07) E.Manning pass short right to S.Shepard pushed ob at WAS 46 for 14 yards (G.Stroman).

P3

END OF QUARTER	Score	Time Poss	First Downs				Efficiencies	
			R	P	X	T	3 Down	4 Down
New York Giants	7	5:00	0	2	1	3	0/3	0/0
Washington Redskins	0	10:00	2	0	0	2	0/4	0/0

Second Quarter

12/9/2018

Play By Play

New York Giants continued.

- 1-10-WAS 46 (15:00) S.Barkley right end pushed ob at WAS 37 for 9 yards (H.Clinton-Dix).
- 2-1-WAS 37 (14:33) W.Gallman right tackle to WAS 34 for 3 yards (R.Kerrigan, D.Swearinger). R4
- 1-10-WAS 34 (13:46) PENALTY on NYG-J.Brown, False Start, 5 yards, enforced at WAS 34 - No Play.
- 1-15-WAS 39 (13:25) S.Barkley up the middle to WAS 33 for 6 yards (S.Hamilton, R.Kerrigan).
- Timeout #1 by WAS at 12:44.
- 2-9-WAS 33 (12:44) (Shotgun) E.Manning pass deep left to C.Coleman pushed ob at WAS 3 for 30 yards (H.Clinton-Dix). P5
- 1-3-WAS 3 (12:15) S.Barkley right tackle to WAS 3 for no gain (D.Payne).
- 2-3-WAS 3 (11:33) (Shotgun) E.Manning sacked at WAS 17 for -14 yards (R.Kerrigan).
- 3-17-WAS 17 (10:48) (Shotgun) E.Manning pass incomplete deep middle to S.Shepard.
- 4-17-WAS 17 (10:43) A.Rosas 35 yard field goal is GOOD, Center-Z.DeOssie, Holder-R.Dixon.

NYG 10 WAS 0, 9 plays, 43 yards, 4:29 drive, 4:22 elapsed

A.Rosas kicks 65 yards from NYG 35 to end zone, Touchback.

Washington Redskins at 10:38

- 1-10-WAS 25 (10:38) A.Peterson up the middle to WAS 29 for 4 yards (K.Wynn).
- 2-6-WAS 29 (9:55) (Shotgun) A.Peterson left end to WAS 28 for -1 yards (D.Tomlinson; B.Hill).
- 3-7-WAS 28 (9:11) (Shotgun) M.Sanchez pass incomplete short middle to J.Crowder (A.Ogletree).
- 4-7-WAS 28 (9:05) T.Way punts 50 yards to NYG 22, Center-N.Sundberg, downed by WAS-D.Johnson.

New York Giants at 8:54

- 1-10-NYG 22 (8:54) S.Barkley right guard for 78 yards, TOUCHDOWN. R6
- A.Rosas extra point is GOOD, Center-Z.DeOssie, Holder-R.Dixon.

NYG 17 WAS 0, 1 plays, 78 yards, 0:12 drive, 6:18 elapsed

A.Rosas kicks 65 yards from NYG 35 to end zone, Touchback.

Washington Redskins at 8:42

- 1-10-WAS 25 (8:42) M.Sanchez pass short left to J.Crowder to WAS 33 for 8 yards (C.Riley).
- 2-2-WAS 33 (8:09) A.Peterson left end to WAS 31 for -2 yards (R.McIntosh).
- PENALTY on WAS-A.Howard, Offensive Holding, 10 yards, enforced at WAS 33 - No Play.
- 2-12-WAS 23 (7:54) (Shotgun) M.Sanchez pass short middle intended for J.Crowder INTERCEPTED by A.Ogletree at WAS 28. A.Ogletree to WAS 10 for 18 yards (C.Roullier).

New York Giants at 7:42

- 1-10-WAS 10 (7:42) W.Gallman up the middle to WAS 5 for 5 yards (S.Hamilton).
- 2-5-WAS 5 (7:08) W.Gallman left end pushed ob at WAS 3 for 2 yards (S.Hamilton).
- 3-3-WAS 3 (6:26) (Shotgun) E.Manning pass short right to S.Shepard for 3 yards, TOUCHDOWN. P7
- A.Rosas extra point is GOOD, Center-Z.DeOssie, Holder-R.Dixon.
- PENALTY on WAS-M.Ioannidis, Unnecessary Roughness, 15 yards, enforced between downs.

NYG 24 WAS 0, 3 plays, 10 yards, 1:21 drive, 8:39 elapsed

A.Rosas kicks 50 yards from 50 to end zone, Touchback.

Washington Redskins at 6:21

- 1-10-WAS 25 (6:21) A.Peterson left end to WAS 23 for -2 yards (A.Ogletree).
- 2-12-WAS 23 (5:47) (Shotgun) M.Sanchez pass short middle to J.Doctson to WAS 33 for 10 yards (C.Riley) [K.Martin].
- 3-2-WAS 33 (5:10) C.Thompson right end to WAS 33 for no gain (G.Haley, B.Goodson).
- 4-2-WAS 33 (4:28) T.Way punts 49 yards to NYG 18, Center-N.Sundberg. J.Davis to NYG 18 for no gain (M.Nicholson).

New York Giants at 4:20

- 1-10-NYG 18 (4:20) S.Barkley left guard to NYG 20 for 2 yards (S.Hamilton; D.Swearinger).
- 2-8-NYG 20 (3:44) E.Manning pass short right to E.Penny to NYG 36 for 16 yards (S.Hamilton). P8
- 1-10-NYG 36 (3:05) (Shotgun) S.Barkley up the middle to NYG 42 for 6 yards (G.Stroman).
- 2-4-NYG 42 (2:30) S.Barkley left end pushed ob at WAS 6 for 52 yards (H.Clinton-Dix). R9

Two-Minute Warning

- 1-6-WAS 6 (2:00) E.Manning pass incomplete short right.
- 2-6-WAS 6 (1:54) E.Manning pass short middle to B.Fowler for 6 yards, TOUCHDOWN. P10
- A.Rosas extra point is GOOD, Center-Z.DeOssie, Holder-R.Dixon.

New York Giants vs Washington Redskins at FedExField

NYG 31 WAS 0, 6 plays, 82 yards, 2:32 drive, 13:12 elapsed

A.Rosas kicks 65 yards from NYG 35 to end zone, Touchback.

Washington Redskins at 1:48

1-10-WAS 25 (1:48) (Shotgun) M.Sanchez pass short middle to C.Thompson to WAS 31 for 6 yards (M.Thomas; S.Chandler).

2-4-WAS 31 (1:25) (No Huddle, Shotgun) M.Sanchez sacked at WAS 22 for -9 yards (O.Vernon).

Timeout #1 by NYG at 01:14.

3-13-WAS 22 (1:14) (Shotgun) M.Sanchez pass incomplete deep middle to J.Crowder.

4-13-WAS 22 (1:09) T.Way punts 51 yards to NYG 27, Center-N.Sundberg. J.Davis to NYG 42 for 15 yards (B.Marshall; Z.Vigil).

New York Giants at 0:56

1-10-NYG 42 (:56) (Shotgun) W.Gallman up the middle to NYG 43 for 1 yard (J.Allen; D.Payne).

2-9-NYG 43 (:29) (No Huddle, Shotgun) E.Manning pass short left to C.Coleman to WAS 44 for 13 yards (S.Hamilton; F.Moreau).

P11

Timeout #2 by NYG at 00:23.

1-10-WAS 44 (:22) (Shotgun) E.Manning pass short right to E.Engram pushed ob at WAS 5 for 39 yards (J.Harvey-Clemons).

P12

1-5-WAS 5 (:13) (Shotgun) E.Manning pass incomplete short middle to W.Gallman.

2-5-WAS 5 (:09) (Shotgun) E.Manning pass incomplete short left to S.Shepard (G.Stroman).

3-5-WAS 5 (:04) A.Rosas 23 yard field goal is GOOD, Center-Z.DeOssie, Holder-R.Dixon.

NYG 34 WAS 0, 6 plays, 53 yards, 0:56 drive, 15:00 elapsed

END OF QUARTER

	Score	Time Poss	First Downs				Efficiencies	
			R	P	X	T	3 Down	4 Down
New York Giants	34	9:23	3	6	0	9	1/2	0/0
Washington Redskins	0	5:37	0	0	0	0	0/3	0/0

Third Quarter

12/9/2018

Play By Play

NYG elects to Receive, and WAS elects to defend the West goal.

D.Hopkins kicks 65 yards from WAS 35 to end zone, Touchback.

New York Giants at 15:00

- 1-10-NYG 25 (15:00) S.Barkley left end to NYG 19 for -6 yards (P.Smith).
- 2-16-NYG 19 (14:17) (Shotgun) E.Manning pass incomplete short middle to S.Shepard.
- 3-16-NYG 19 (14:13) (Shotgun) E.Manning pass short left to S.Barkley to NYG 26 for 7 yards (J.Harvey-Clemons).
- 4-9-NYG 26 (13:35) R.Dixon punts 39 yards to WAS 35, Center-Z.DeOssie, fair catch by G.Stroman.
PENALTY on WAS-M.Nicholson, Offensive Holding, 10 yards, enforced at WAS 35.

Washington Redskins at 13:28

- 1-10-WAS 25 (13:28) (Shotgun) M.Sanchez sacked at WAS 18 for -7 yards (J.Mauro).
- 2-17-WAS 18 (12:49) (Shotgun) M.Sanchez pass short left to V.Davis to WAS 26 for 8 yards (B.Goodson).
- 3-9-WAS 26 (12:03) (Shotgun) M.Sanchez sacked at WAS 18 for -8 yards (L.Carter).
- 4-17-WAS 18 (11:30) T.Way punts 63 yards to NYG 19, Center-N.Sundberg, downed by WAS-M.Nicholson.

New York Giants at 11:18

- 1-10-NYG 19 (11:18) S.Barkley right guard to NYG 29 for 10 yards (H.Clinton-Dix). R13
- 1-10-NYG 29 (10:44) S.Barkley up the middle to NYG 30 for 1 yard (S.McGee).
- 2-9-NYG 30 (10:02) S.Barkley up the middle to NYG 36 for 6 yards (H.Clinton-Dix; D.Payne).
- 3-3-NYG 36 (9:18) (Shotgun) E.Manning pass short left to S.Barkley to NYG 49 for 13 yards (Z.Brown). P14
- 1-10-NYG 49 (8:34) W.Gallman left end pushed ob at WAS 49 for 2 yards (M.Foster).
- 2-8-WAS 49 (7:51) W.Gallman left end to WAS 43 for 6 yards (F.Moreau).
- 3-2-WAS 43 (7:11) (Shotgun) E.Manning pass short middle to E.Engram to WAS 13 for 30 yards (D.Everett, P.McPhee). P15
- 1-10-WAS 13 (6:24) W.Gallman up the middle to WAS 11 for 2 yards (H.Clinton-Dix; J.Allen).
- 2-8-WAS 11 (5:44) E.Manning pass short right to R.Shepard for 11 yards, TOUCHDOWN. P16
A.Rosas extra point is No Good, Wide Right, Center-Z.DeOssie, Holder-R.Dixon.

NYG 40 WAS 0, 9 plays, 81 yards, 5:40 drive, 9:22 elapsed

A.Rosas kicks 65 yards from NYG 35 to WAS 0. D.Johnson to WAS 29 for 29 yards (J.Jenkins).

Washington Redskins at 5:38, (1st play from scrimmage 5:31)

- 1-10-WAS 29 (5:31) (Shotgun) J.Johnson left end to WAS 33 for 4 yards (K.Martin).
- 2-6-WAS 33 (4:50) (Shotgun) J.Johnson pass short left to V.Davis pushed ob at WAS 37 for 4 yards (J.Jenkins).
- 3-2-WAS 37 (4:08) (Shotgun) J.Johnson scrambles right end to WAS 42 for 5 yards (L.Carter). R3
- 1-10-WAS 42 (3:32) (Shotgun) A.Peterson right tackle to WAS 42 for no gain (O.Vernon).
- 2-10-WAS 42 (2:48) (Shotgun) J.Johnson pass short left to J.Doctson pushed ob at NYG 45 for 13 yards (J.Jenkins). P4
- 1-10-NYG 45 (2:11) (Shotgun) J.Johnson pass short middle to C.Thompson to NYG 39 for 6 yards (G.Haley, A.Ogletree) [K.Martin].
- 2-4-NYG 39 (1:38) (Shotgun) J.Johnson left end pushed ob at NYG 30 for 9 yards (M.Thomas). R5
- 1-10-NYG 30 (1:04) J.Johnson pass incomplete short middle to C.Thompson.
- 2-10-NYG 30 (:58) (Shotgun) J.Johnson pass short right to V.Davis to NYG 22 for 8 yards (G.Haley).
- 3-2-NYG 22 (:10) (Shotgun) J.Johnson pass incomplete deep left to M.Floyd (J.Jenkins).
- 4-2-NYG 22 (:03) (Shotgun) J.Johnson scrambles up the middle to NYG 21 for 1 yard (K.Wynn; L.Carter).

END OF QUARTER

	Score	Time Poss	First Downs				Efficiencies	
			R	P	X	T	3 Down	4 Down
New York Giants	40	7:12	1	3	0	4	2/3	0/0
Washington Redskins	0	7:48	2	1	0	3	1/3	0/1

Fourth Quarter

12/9/2018

Play By Play

New York Giants continued.

New York Giants at 15:00

- 1-10-NYG 21 (15:00) W.Gallman right end to NYG 21 for no gain (R.Kerrigan; F.Moreau).
- 2-10-NYG 21 (14:14) K.Lauletta pass incomplete short right to R.Shepard (J.Norman) [R.Kerrigan].
Timeout #1 by NYG at 14:07.
- 3-10-NYG 21 (14:07) (Shotgun) K.Lauletta pass short middle intended for R.Shepard INTERCEPTED by M.Foster at NYG 33. M.Foster to NYG 33 for no gain (R.Shepard).

Washington Redskins at 14:01

- 1-10-NYG 33 (14:01) (Shotgun) B.Marshall up the middle to NYG 29 for 4 yards (O.Vernon).
- 2-6-NYG 29 (13:22) (Shotgun) J.Johnson pass short left to B.Marshall to NYG 27 for 2 yards (M.Thomas; A.Ogletree).
PENALTY on NYG-J.Mauro, Roughing the Passer, 13 yards, enforced at NYG 27. X6
- 1-10-NYG 14 (12:53) J.Johnson pass incomplete left.
- 2-10-NYG 14 (12:48) (Shotgun) J.Johnson pass short left to B.Marshall to NYG 8 for 6 yards (J.Jenkins).
- 3-4-NYG 8 (12:04) (Shotgun) J.Johnson scrambles right end for 8 yards, TOUCHDOWN. R7
(Pass formation) PENALTY on WAS, Delay of Game, 5 yards, enforced at NYG 2 - No Play.
(Pass formation) TWO-POINT CONVERSION ATTEMPT. J.Johnson pass to V.Davis is complete. ATTEMPT SUCCEEDS.

NYG 40 WAS 8, 5 plays, 33 yards, 1 penalty, 2:05 drive, 3:04 elapsed
--

D.Hopkins kicks 65 yards from WAS 35 to end zone, Touchback.

New York Giants at 11:56, (1st play from scrimmage 11:55)

- 1-10-NYG 25 (11:55) W.Gallman up the middle to NYG 27 for 2 yards (P.Smith).
- 2-8-NYG 27 (11:15) W.Gallman left end to NYG 30 for 3 yards (R.Kerrigan).
- 3-5-NYG 30 (10:37) (Shotgun) K.Lauletta pass incomplete short middle to E.Engram (H.Clinton-Dix).
- 4-5-NYG 30 (10:33) R.Dixon punts 45 yards to WAS 25, Center-Z.DeOssie. G.Stroman to WAS 23 for -2 yards (R.Shepard).

Washington Redskins at 10:23

- 1-10-WAS 23 (10:23) (Shotgun) J.Johnson pass short middle to J.Doctson to WAS 36 for 13 yards (B.Webb).
PENALTY on WAS-T.Nsekhe, Illegal Use of Hands, 10 yards, enforced at WAS 23 - No Play.
- 1-20-WAS 13 (9:52) (Shotgun) PENALTY on WAS, Delay of Game, 5 yards, enforced at WAS 13 - No Play.
Timeout #1 by WAS at 09:41.
- 1-25-WAS 8 (9:41) (Shotgun) J.Johnson scrambles left end to WAS 21 for 13 yards (S.Chandler).
- 2-12-WAS 21 (9:02) (Shotgun) J.Johnson pass short middle to J.Crowder for 79 yards, TOUCHDOWN. P8
(Pass formation) TWO-POINT CONVERSION ATTEMPT. J.Johnson pass to M.Floyd is complete. ATTEMPT SUCCEEDS.

NYG 40 WAS 16, 2 plays, 77 yards, 1:35 drive, 6:12 elapsed
--

D.Hopkins kicks 65 yards from WAS 35 to end zone, Touchback.

New York Giants at 8:48

- 1-10-NYG 25 (8:48) W.Gallman left tackle to NYG 27 for 2 yards (D.Swearinger, T.Settle).
- 2-8-NYG 27 (8:09) W.Gallman up the middle to NYG 30 for 3 yards (H.Clinton-Dix, M.Foster).
- 3-5-NYG 30 (7:24) (Shotgun) K.Lauletta pass incomplete deep left to W.Gallman.
- 4-5-NYG 30 (7:19) R.Dixon punts 45 yards to WAS 25, Center-Z.DeOssie, out of bounds.

Washington Redskins at 7:10

- 1-10-WAS 25 (7:10) (Shotgun) J.Johnson pass short right to B.Marshall to WAS 30 for 5 yards (M.Thomas).
- 2-5-WAS 30 (6:45) (No Huddle, Shotgun) J.Johnson scrambles right end pushed ob at WAS 35 for 5 yards (M.Thomas). R9
- 1-10-WAS 35 (6:13) (Shotgun) J.Johnson pass short middle to V.Davis to WAS 46 for 11 yards (G.Haley). P10
- 1-10-WAS 46 (5:46) (No Huddle, Shotgun) J.Johnson pass incomplete short left.
PENALTY on WAS-C.Roullier, Ineligible Downfield Pass, 5 yards, enforced at WAS 46 - No Play.
- 1-15-WAS 41 (5:43) (Shotgun) PENALTY on WAS-C.Roullier, False Start, 5 yards, enforced at WAS 41 - No Play.
- 1-20-WAS 36 (5:43) (Shotgun) J.Johnson pass incomplete short right to M.Harris.
- 2-20-WAS 36 (5:39) (Shotgun) J.Johnson pass deep middle to J.Doctson to NYG 34 for 30 yards (L.Carter). P11
- 1-10-NYG 34 (4:58) (No Huddle, Shotgun) J.Johnson pass short middle to J.Doctson to NYG 3 for 31 yards (A.Ogletree). P12
PENALTY on WAS-J.Doctson, Taunting, 15 yards, enforced at NYG 3.
- 1-10-NYG 18 (4:36) (Shotgun) J.Johnson pass deep middle intended for J.Doctson INTERCEPTED by M.Thomas at NYG -2. M.Thomas pushed ob at NYG 24 for 26 yards (J.Johnson).

New York Giants at 4:24

New York Giants vs Washington Redskins at FedExField

1-10-NYG 24 (4:24) E.Penny left guard to NYG 27 for 3 yards (P.Smith).
 2-7-NYG 27 (3:41) E.Penny left guard to NYG 35 for 8 yards (F.Moreau). R17
1-10-NYG 35 (2:56) E.Penny left end to NYG 37 for 2 yards (J.Allen, S.McGee).
 2-8-NYG 37 (2:19) K.Lauletta pass incomplete deep right to R.Shepard [P.Smith].
 3-8-NYG 37 (2:14) (Shotgun) E.Penny left guard to NYG 42 for 5 yards (M.Foster, Z.Brown).

Timeout #2 by WAS at 02:06.

4-3-NYG 42 (2:06) (Punt formation) PENALTY on WAS, Defensive Too Many Men on Field, 5 yards, enforced at NYG 42 - No Play. X18

1-10-NYG 47 (2:06) E.Penny left end to 50 for 3 yards (M.Foster; P.Smith).

Two-Minute Warning

2-7-50 (2:00) W.Gallman left guard to WAS 47 for 3 yards (M.Foster).

3-4-WAS 47 (1:18) W.Gallman left guard to WAS 43 for 4 yards (D.Swearinger; P.Smith). R19

1-10-WAS 43 (:34) K.Lauletta kneels to WAS 45 for -2 yards.

END OF QUARTER

	Score	Time Poss	First Downs				Efficiencies	
			R	P	X	T	3 Down	4 Down
New York Giants	40	8:34	2	0	1	3	1/5	0/0
Washington Redskins	16	6:26	2	4	1	7	1/1	0/0

Miscellaneous Statistics Report

New York Giants vs Washington Redskins
12/9/2018 at FedExField

Ten Longest Plays for New York Giants

Yards	Qtr	Play Start	Play Description
78	2	1-10-NYG 22	(8:54) S.Barkley right guard for 78 yards, TOUCHDOWN.
52	2	2-4-NYG 42	(2:30) S.Barkley left end pushed ob at WAS 6 for 52 yards (H.Clinton-Dix).
39	2	1-10-WAS 44	(:22) (Shotgun) E.Manning pass short right to E.Engram pushed ob at WAS 5 for 39 yards (J.Harvey-Clemons).
30	2	2-9-WAS 33	(12:44) (Shotgun) E.Manning pass deep left to C.Coleman pushed ob at WAS 3 for 30 yards (H.Clinton-Dix).
30	3	3-2-WAS 43	(7:11) (Shotgun) E.Manning pass short middle to E.Engram to WAS 13 for 30 yards (D.Everett, P.McPhee).
16	2	2-8-NYG 20	(3:44) E.Manning pass short right to E.Penny to NYG 36 for 16 yards (S.Hamilton).
14	1	1-10-NYG 40	(:07) E.Manning pass short right to S.Shepard pushed ob at WAS 46 for 14 yards (G.Stroman).
13	2	2-9-NYG 43	(:29) (No Huddle, Shotgun) E.Manning pass short left to C.Coleman to WAS 44 for 13 yards (S.Hamilton; F.Moreau).
13	3	3-3-NYG 36	(9:18) (Shotgun) E.Manning pass short left to S.Barkley to NYG 49 for 13 yards (Z.Brown).
11	3	2-8-WAS 11	(5:44) E.Manning pass short right to R.Shepard for 11 yards, TOUCHDOWN.

Ten Longest Plays for Washington Redskins

Yards	Qtr	Play Start	Play Description
79	4	2-12-WAS 21	(9:02) (Shotgun) J.Johnson pass short middle to J.Crowder for 79 yards, TOUCHDOWN.
30	4	2-20-WAS 36	(5:39) (Shotgun) J.Johnson pass deep middle to J.Doctson to NYG 34 for 30 yards (L.Carter).
16	4	1-10-NYG 34	(4:58) (No Huddle, Shotgun) J.Johnson pass short middle to J.Doctson to NYG 3 for 31 yards (A.Ogletree).
15	4	2-6-NYG 29	(13:22) (Shotgun) J.Johnson pass short left to B.Marshall to NYG 27 for 2 yards (M.Thomas; A.Ogletree).
13	3	2-10-WAS 42	(2:48) (Shotgun) J.Johnson pass short left to J.Doctson pushed ob at NYG 45 for 13 yards (J.Jenkins).
13	4	1-25-WAS 8	(9:41) (Shotgun) J.Johnson scrambles left end to WAS 21 for 13 yards (S.Chandler).
12	1	2-9-WAS 26	(14:28) A.Peterson right tackle to WAS 38 for 12 yards (D.Tomlinson; C.Riley).
12	1	3-23-WAS 19	(:50) (Shotgun) C.Thompson right tackle to WAS 31 for 12 yards (K.Wynn, G.Haley).
11	1	2-9-WAS 32	(8:48) C.Thompson left end to WAS 43 for 11 yards (R.McIntosh).
11	4	1-10-WAS 35	(6:13) (Shotgun) J.Johnson pass short middle to V.Davis to WAS 46 for 11 yards (G.Haley).

Touchdown Scoring Information

		Offense	Defense	Special Teams
VISITOR	New York Giants	4	1	0
HOME	Washington Redskins	2	0	0

Player Scoring Information

Club	Player	TD	Rush TD	Rec TD	KO TD	Punt TD	Int TD	Fum TD	Misc TD	FG	XP	2Pt Rush	2Pt Rec	Sfty	Points
NYG	A.Rosas	0	0	0	0	0	0	0	0	2	4	0	0	0	10
NYG	S.Barkley	0	1	0	0	0	0	0	0	0	0	0	0	0	6
NYG	S.Shepard	0	0	1	0	0	0	0	0	0	0	0	0	0	6
NYG	R.Shepard	0	0	1	0	0	0	0	0	0	0	0	0	0	6
NYG	B.Fowler	0	0	1	0	0	0	0	0	0	0	0	0	0	6
NYG	C.Riley	0	0	0	0	0	1	0	0	0	0	0	0	0	6
WAS	J.Johnson	0	1	0	0	0	0	0	0	0	0	0	0	0	6
WAS	J.Crowder	0	0	1	0	0	0	0	0	0	0	0	0	0	6
WAS	M.Floyd	0	0	0	0	0	0	0	0	0	0	0	1	0	2
WAS	V.Davis	0	0	0	0	0	0	0	0	0	0	0	1	0	2

Possession Detail

	First Half		Second Half		Game	
	Visitor	Home	Visitor	Home	Visitor	Home
Largest Lead	34	0	40	0	40	0
Drives Leading	5	0	6	0	11	0
Time of Possession Leading	9:30	0:00	15:46	0:00	25:16	0:00
Largest Deficit	0	-34	0	-40	0	-40
Drives Trailing	0	5	0	5	0	10
Time of Possession Trailing	0:00	8:15	0:00	14:14	0:00	22:29
Times Score Tied Up		0		0		0
Lead Changes		1		0		1

Playtime Percentage

Percent of playtime per player on offense, defense and special teams

New York Giants					Washington Redskins								
		Offense	Defense	Special Teams			Offense	Defense	Special Teams				
N Solder	T	64	100%	7	22%	C Roullier	C	62	100%				
C Wheeler	T	64	100%	7	22%	T Williams	T	62	100%				
W Hernandez	G	64	100%	7	22%	T Nsekhe	T	62	100%				
J Brown	G	64	100%	7	22%	M Moses	T	62	100%				
S Pulley	G	64	100%			J Doctson	WR	55	89%				
E Manning	QB	46	72%			J Crowder	WR	54	87%				
S Shepard	WR	43	67%	1	3%	V Davis	TE	49	79%				
C Coleman	WR	42	66%	3	9%	M Harris	WR	35	56%	1	3%		
R Ellison	TE	33	52%	10	31%	M Sanchez	QB	33	53%				
E Engram	TE	33	52%	1	3%	A Howard	T	33	53%				
S Barkley	RB	31	48%			M Floyd	WR	31	50%	9	28%		
W Gallman	RB	27	42%	7	22%	L Bowanko	C	29	47%				
R Shepard	WR	26	41%	20	62%	J Johnson	QB	29	47%				
B Fowler	WR	26	41%	19	59%	C Thompson	RB	25	40%				
J Davis	WR	22	34%	19	59%	A Peterson	RB	19	31%				
S Simonson	TE	22	34%	17	53%	B Marshall	RB	18	29%	18	56%		
K Lauletta	QB	18	28%			J Sprinkle	TE	16	26%	21	66%		
E Penny	RB	15	23%	13	41%	J Reed	TE	7	11%				
B Webb	CB		62	100%	8	25%	J Chesson	WR	1	2%	32	100%	
J Jenkins	CB		62	100%	7	22%	M Foster	LB		64	100%	8	25%
A Ogletree	LB		62	100%			H Clinton-Dix	FS		64	100%	3	9%
G Haley	CB		60	97%	8	25%	D Swearinger	FS		64	100%		
M Thomas	SS		58	94%	17	53%	J Norman	CB		64	100%		
C Riley	FS		58	94%	4	12%	F Moreau	CB		63	98%		
O Vernon	DE		50	81%			J Allen	DE		58	91%	7	22%
B Hill	DT		43	69%			P Smith	LB		57	89%		
D Tomlinson	DT		30	48%	7	22%	D Payne	NT		55	86%	7	22%
B Goodson	LB		28	45%	9	28%	R Kerrigan	LB		54	84%	7	22%
L Carter	LB		27	44%			S Hamilton	LB		28	44%	18	56%
K Wynn	DE		23	37%	7	22%	G Stroman	CB		28	44%	8	25%
K Martin	LB		21	34%			S McGee	DE		28	44%		
T Davis	LB		19	31%	9	28%	Z Brown	LB		28	44%		
J Mauro	DT		19	31%			T Settle	NT		20	31%	7	22%
R McIntosh	DT		17	27%			P McPhee	LB		14	22%	7	22%
S Chandler	FS		14	23%	17	53%	J Harvey-Clemons	LB		8	12%	25	78%
M Edwards	DE		14	23%			M Smith	DE		3	5%	15	47%
K Moore	FS		7	11%			M Ioannidis	DE		3	5%	7	22%
U Eligwe	LB		6	10%	24	75%	D Everett	SS		1	2%	32	100%
C Barwin	LB		2	3%			Z Vigil	LB				32	100%
A Hamilton	CB				24	75%	D Johnson	CB				29	91%
N Stupar	LB				24	75%	M Nicholson	SS				22	69%
A Rosas	K				14	44%	A Alexander	CB				17	53%
R Dixon	P				14	44%	N Sundberg	LS				8	25%
Z DeOssie	LS				14	44%	T Way	P				8	25%
J Greco	G				7	22%							

National Football League Game Summary

NFL Copyright © 2018 by The National Football League. All rights reserved. This summary and play-by-play is for the express purpose of assisting media in their coverage of the game; any other use of this material is prohibited without the written permission of the National Football League. Updated: 12/17/2018

Date: Sunday, 12/16/2018

Washington Redskins at Jacksonville Jaguars

at TIAA Bank Field, Jacksonville Florida

Start Time: 1:02 PM Eastern

Game Day Weather

Game Weather: Partly Cloudy
Played Bowl on Turf: Grass

Temp: 64° F (17.8° C) Humidity: 58%, Wind: West 12mph mph
Outdoor Weather: Partly Cloudy,

Officials

Referee: Blakeman, Clete (34)	Umpire: George, Ramon (128)	Down Judge: McKenzie, Dana (8)
Line Judge: Coleman IV, Walt (87)	Field Judge: Larrew, Joe (73)	Side Judge: Prioleau, Dyrol (109)
Back Judge: Quirk, Jim (5)	Replay Official: Weidner, Paul (0)	

Lineups

Washington Redskins			Jacksonville Jaguars				
Offense		Defense	Offense		Defense		
WR 18	J.Doctson	SS 20	H.Clinton-Dix	WR 13	R.Greene	DE 91	Y.Ngakoue
LT 71	T.Williams	CB 24	J.Norman	LT 75	E.Flowers	NT 95	A.Jones
LG 79	T.Nsekhe	CB 22	D.Everett	LG 77	P.Omameh	DT 99	M.Dareus
C 73	C.Roullier	FS 36	D.Swearinger	C 69	T.Shatley	DE 93	C.Campbell
RG 69	L.Bowanko	LB 51	S.Hamilton	RG 60	A.Cann	WLB 50	Tel.Smith
RT 76	M.Moses	LB 54	M.Foster	RT 72	J.Wells	MLB 44	M.Jack
TE 87	J.Sprinkle	LB 91	R.Kerrigan	TE 80	J.O'Shaughnessy	SLB 57	N.DeLuca
QB 8	J.Johnson	DL 93	J.Allen	TE 87	B.Bell	LCB 20	J.Ramsey
WR 13	M.Harris	LB 94	P.Smith	TE 83	B.Koyack	FS 39	T.Gipson
RB 26	A.Peterson	DL 95	D.Payne	QB 6	C.Kessler	SS 36	R.Harrison
WR 88	M.Flanagan	DL 98	M.Ioannidis	RB 27	L.Fournette	RCB 21	A.Bouye

Substitutions

K 3 D.Hopkins, P 5 T.Way, WR 16 J.Chesson, WR 17 M.Floyd, RB 25 C.Thompson, CB 31 F.Moreau, RB 34 B.Marshall, S 35 M.Nicholson, DB 38 J.Holsey, CB 39 A.Alexander, LB 40 J.Harvey-Clemons, CB 41 D.Johnson, LB 53 Z.Brown, LS 55 A.East, LB 56 Z.Vigil, C 67 Z.Kerin, T 78 A.Howard, WR 80 J.Crowder, TE 85 V.Davis, DT 92 S.McGee, LB 96 P.McPhee, DL 97 T.Settle, DT 99 C.Brantley

Substitutions

K 2 K.Forbath, P 9 L.Cooke, WR 10 D.Moncrief, WR 12 D.Westbrook, S 22 C.Davis, RB 24 T.Yeldon, CB 25 D.Hayden, S 26 J.Wilson, RB 33 D.Williams, S 38 C.Reavis, FB 40 T.Bohanon, CB 41 T.Herndon, CB 43 Q.Meeks, LS 45 M.Overton, LB 53 B.Brown, DE 55 L.McCray, OL 64 C.Reed, WR 84 K.Cole, DL 90 T.Bryan, DT 92 L.Johnson, DE 94 D.Smoot, DT 97 M.Jackson

Did Not Play

QB 6 M.Sanchez

Did Not Play

QB 5 B.Bortles, T 79 C.Robinson

Not Active

QB 12 C.McCoy, RB 32 S.Perine, CB 37 G.Stroman, LB 52 R.Anderson, C 62 K.Fuller, OL 66 T.Bergstrom, TE 86 J.Reed

Not Active

K 4 J.Lambo, WR 17 D.Chark, CB 23 T.Patmon, RB 34 C.Hyde, LB 47 M.Spaight, DT 54 E.Ankou, OL 78 J.Parnell

Field Goals (made () & missed)

		(46)	(33)	(36)		(33)	(41)				
		1	2	3	4	OT	Total				
D.Hopkins											
K.Forbath											
VISITOR:	Washington Redskins	3	0	3	10	0	16				
HOME:	Jacksonville Jaguars	0	10	0	3	0	13				

Scoring Plays

Team	Qtr	Time	Play Description (Extra Point) (Drive Info)	Visitor	Home
Redskins	1	1:50	D.Hopkins 46 yd. Field Goal (9-28, 5:02)	3	0
Jaguars	2	3:22	K.Forbath 33 yd. Field Goal (10-31, 5:20)	3	3
Jaguars	2	0:04	D.Westbrook 74 yd. punt return (K.Forbath kick)	3	10
Redskins	3	7:32	D.Hopkins 33 yd. Field Goal (16-60, 7:28)	6	10
Jaguars	4	11:16	K.Forbath 41 yd. Field Goal (9-65, 5:28)	6	13
Redskins	4	5:47	J.Sprinkle 6 yd. pass from J.Johnson (D.Hopkins kick) (10-68, 5:29)	13	13
Redskins	4	0:00	D.Hopkins 36 yd. Field Goal (8-36, 2:31)	16	13

Paid Attendance: 67,577

Time: 2:52

Washington Redskins vs Jacksonville Jaguars
12/16/2018 at TIAA Bank Field

Final Individual Statistics

Washington Redskins

RUSHING	ATT	YDS	AVG	LG	TD
A.Peterson	19	51	2.7	15	0
J.Johnson	9	49	5.4	16	0
C.Thompson	5	9	1.8	4	0
Total	33	109	3.3	16	0

PASSING	ATT	CMP	YDS	SK/YD	TD	LG	IN	RT
J.Johnson	25	16	151	3/15	1	33	0	93.9
Total	25	16	151	3/15	1	33	0	93.9

PASS RECEIVING	TAR	REC	YDS	AVG	LG	TD
J.Crowder	4	4	46	11.5	33	0
J.Sprinkle	3	3	19	6.3	9	1
A.Peterson	3	2	20	10.0	13	0
M.Floyd	3	2	16	8.0	11	0
V.Davis	3	2	16	8.0	9	0
B.Marshall	1	1	17	17.0	17	0
M.Harris	2	1	13	13.0	13	0
C.Thompson	2	1	4	4.0	4	0
J.Doctson	2	0	0	0.0	0	0
M.Flanagan	1	0	0	0.0	0	0
Total	24	16	151	9.4	33	1

INTERCEPTIONS	NO	YDS	AVG	LG	TD
F.Moreau	1	16	16.0	16	0
Total	1	16	16.0	16	0

PUNTING	NO	YDS	AVG	NET	TB	IN20	LG
T.Way	6	279	46.5	32.5	0	3	58
Total	6	279	46.5	32.5	0	3	58

PUNT RETURNS	NO	YDS	AVG	FC	LG	TD
M.Harris	3	11	3.7	2	6	0
Total	3	11	3.7	2	6	0

KICKOFF RETURNS	NO	YDS	AVG	FC	LG	TD
B.Marshall	2	31	15.5	0	23	0
[TOUCHBACK]	2	0	0.0	0	0	0
Total	2	31	15.5	0	23	0

Jacksonville Jaguars

RUSHING	ATT	YDS	AVG	LG	TD
C.Kessler	6	68	11.3	21	0
L.Fournette	11	46	4.2	25	0
D.Williams	5	32	6.4	15	0
D.Westbrook	1	20	20.0	20	0
T.Yeldon	3	6	2.0	5	0
Total	26	172	6.6	25	0

PASSING	ATT	CMP	YDS	SK/YD	TD	LG	IN	RT
C.Kessler	17	9	57	6/37	0	13	1	35.7
Total	17	9	57	6/37	0	13	1	35.7

PASS RECEIVING	TAR	REC	YDS	AVG	LG	TD
D.Westbrook	5	3	21	7.0	8	0
L.Fournette	4	3	18	6.0	13	0
J.O'Shaughnessy	1	1	7	7.0	7	0
B.Bell	1	1	6	6.0	6	0
T.Yeldon	3	1	5	5.0	5	0
D.Moncrief	2	0	0	0.0	0	0
Total	16	9	57	6.3	13	0

INTERCEPTIONS	NO	YDS	AVG	LG	TD
Total	0	0	0	0	0

PUNTING	NO	YDS	AVG	NET	TB	IN20	LG
L.Cooke	5	262	52.4	50.2	0	3	72
Total	5	262	52.4	50.2	0	3	72

PUNT RETURNS	NO	YDS	AVG	FC	LG	TD
D.Westbrook	3	84	28.0	0	74	1
[DOWNED]	3	0	0.0	0	0	0
Total	3	84	28.0	0	74	1

KICKOFF RETURNS	NO	YDS	AVG	FC	LG	TD
T.Bohanon	1	25	25.0	0	25	0
[TOUCHBACK]	3	0	0.0	0	0	0
Total	1	25	25.0	0	25	0

Washington Redskins

FUMBLES	FUM	LOST	OWN-REC	YDS	TD	FORCED	OPP-REC	YDS	TD	OUT-BDS
M.Harris	1	0	1	0	0	0	0	0	0	0
J.Johnson	1	0	0	0	0	0	0	0	0	0
M.Moses	0	0	1	0	0	0	0	0	0	0
R.Kerrigan	0	0	0	0	0	1	0	0	0	0
D.Payne	0	0	0	0	0	0	1	9	0	0
Total	2	0	2	0	0	1	1	9	0	0

Jacksonville Jaguars

FUMBLES	FUM	LOST	OWN-REC	YDS	TD	FORCED	OPP-REC	YDS	TD	OUT-BDS
C.Kessler	1	1	0	0	0	0	0	0	0	0
N.DeLuca	0	0	0	0	0	1	0	0	0	0
Total	1	1	0	0	0	1	0	0	0	0

Final Team Statistics

	Visitor Redskins	Home Jaguars
TOTAL FIRST DOWNS	16	11
By Rushing	4	9
By Passing	10	2
By Penalty	2	0
THIRD DOWN EFFICIENCY	7-15-47%	5-13-38%
FOURTH DOWN EFFICIENCY	0-0-0%	0-0-0%
TOTAL NET YARDS	245	192
Total Offensive Plays (inc. times thrown passing)	61	49
Average gain per offensive play	4.0	3.9
NET YARDS RUSHING	109	172
Total Rushing Plays	33	26
Average gain per rushing play	3.3	6.6
Tackles for a loss-number and yards	6-12	1-2
NET YARDS PASSING	136	20
Times thrown - yards lost attempting to pass	3-15	6-37
Gross yards passing	151	57
PASS ATTEMPTS-COMPLETIONS-HAD INTERCEPTED	25-16-0	17-9-1
Avg gain per pass play (inc.# thrown passing)	4.9	0.9
KICKOFFS Number-In End Zone-Touchbacks	4-3-3	4-2-2
PUNTS Number and Average	6-46.5	5-52.4
Had Blocked	0	0
FGs - PATs Had Blocked	0-0	0-0
Net Punting Average	32.5	50.2
TOTAL RETURN YARDAGE (Not Including Kickoffs)	27	84
No. and Yards Punt Returns	3-11	3-84
No. and Yards Kickoff Returns	2-31	1-25
No. and Yards Interception Returns	1-16	0-0
PENALTIES Number and Yards	6-48	8-55
FUMBLES Number and Lost	2-0	1-1
TOUCHDOWNS	1	1
Rushing	0	0
Passing	1	0
Punt Returns	0	1
EXTRA POINTS Made-Attempts	1-1	1-1
Kicking Made-Attempts	1-1	1-1
FIELD GOALS Made-Attempts	3-3	2-2
RED ZONE EFFICIENCY	1-3-33%	0-1-0%
GOAL TO GO EFFICIENCY	1-1-100%	0-0-0%
SAFETIES	0	0
FINAL SCORE	16	13
TIME OF POSSESSION	33:06	26:54

Washington Redskins vs Jacksonville Jaguars
12/16/2018 at TIAA Bank Field

Ball Possession And Drive Chart

Washington Redskins

#	Time Recd	Time Lost	Time Poss	How Ball Obtained	Drive Began	# Play	Yds Gain	Yds Pen	Net Yds	1st Down	Last Scrm	How Given Up
1	12:53	10:43	2:10	Fumble	JAX 34	3	-6	0	-6	0	JAX 40	Punt
2	6:52	1:50	5:02	Punt	WAS 44	9	38	-10	28	2	JAX 28	Field Goal
3	14:50	12:42	2:08	Punt	WAS 36	3	1	-10	-9	0	WAS 27	Punt
4	11:02	8:42	2:20	Punt	WAS 9	3	14	-7	7	0	WAS 16	Punt
5	3:22	1:46	1:36	Kickoff	WAS 25	4	15	0	15	1	WAS 40	Punt
6	0:43	0:04	0:39	Punt	WAS 18	3	12	-8	4	0	WAS 22	Punt
7	0:04	0:00	0:04	Kickoff		0	0	0	0	0		End of Half
8	15:00	7:32	7:28	Kickoff	WAS 25	16	40	20	60	5	* JAX 15	Field Goal
9	5:23	1:44	3:39	Punt	WAS 15	5	27	-8	19	1	WAS 34	Punt
10	11:16	5:47	5:29	Kickoff	WAS 32	10	68	0	68	4	* JAX 6	Touchdown
11	2:31	0:00	2:31	Interception	WAS 45	8	36	0	36	3	* JAX 19	Field Goal

(315) Average WAS 32

Jacksonville Jaguars

#	Time Recd	Time Lost	Time Poss	How Ball Obtained	Drive Began	# Play	Yds Gain	Yds Pen	Net Yds	1st Down	Last Scrm	How Given Up
1	15:00	12:53	2:07	Kickoff	JAX 34	5	9	0	9	1	WAS 49	Fumble
2	10:43	6:52	3:51	Punt	JAX 5	6	9	0	9	1	JAX 14	Punt
3	1:50	14:50	2:00	Kickoff	JAX 25	3	-1	0	-1	0	JAX 24	Punt
4	12:42	11:02	1:40	Punt	JAX 33	4	16	0	16	1	JAX 49	Punt
5	8:42	3:22	5:20	Punt	WAS 46	10	36	-5	31	2	* WAS 15	Field Goal
6	1:46	0:43	1:03	Punt	JAX 2	3	8	0	8	0	JAX 10	Punt
7	7:32	5:23	2:09	Kickoff	JAX 25	5	5	0	5	1	JAX 30	Punt
8	1:44	11:16	5:28	Punt	JAX 12	9	70	-5	65	3	WAS 23	Field Goal
9	5:47	2:31	3:16	Kickoff	JAX 25	6	40	-10	30	2	WAS 45	Interception

(215) Average JAX 24

* inside opponent's 20

Time of Possession by Quarter

	1st	2nd	3rd	4th	OT	Total
Visitor Washington Redskins	7:12	6:47	11:07	8:00		33:06
Home Jacksonville Jaguars	7:48	8:13	3:53	7:00		26:54

Kickoff Drive No.-Start Average

Redskins: 3 - WAS 27

Jaguars: 4 - JAX 27

Washington Redskins vs Jacksonville Jaguars
12/16/2018 at TIAA Bank Field

Final Defensive Statistics

Washington Redskins	Regular Defensive Plays											Special Teams					Misc			
	TKL	AST	COMB	SK	/ YDS	TFL	Q	IN	PD	FF	FR	TKL	AST	FF	FR	BL	TKL	AST	FF	FR
M.Foster	4	3	7	0	0	0	0	0	0	0	0	0	0	0	0	0	0	0	0	0
R.Kerrigan	5	1	6	2	13	1	3	0	0	1	0	0	0	0	0	0	0	0	0	0
H.Clinton-Dix	5	0	5	0	0	0	0	0	1	0	0	0	0	0	0	0	0	0	0	0
J.Allen	4	1	5	2	15	3	2	0	0	0	0	0	0	0	0	0	0	0	0	0
J.Norman	3	1	4	0	0	0	0	0	0	0	0	0	0	0	0	0	0	0	0	0
Z.Brown	2	2	4	1	5	1	1	0	0	0	0	0	0	0	0	0	0	0	0	0
S.Hamilton	2	2	4	0.5	2	0	1	0	0	0	0	0	0	0	0	0	0	0	0	0
S.McGee	2	1	3	0	0	0	0	0	0	0	0	0	0	0	0	0	0	0	0	0
P.Smith	1	2	3	0.5	2	0	1	0	0	0	0	0	0	0	0	0	0	0	0	0
D.Payne	2	0	2	0	0	0	0	0	0	0	1	0	0	0	0	0	0	0	0	0
J.Holsey	2	0	2	0	0	0	0	0	0	0	0	0	0	0	0	0	0	0	0	0
P.McPhee	1	0	1	0	0	0	0	0	0	0	0	0	0	0	0	0	0	0	0	0
F.Moreau	0	1	1	0	0	0	0	1	1	0	0	0	0	0	0	0	0	0	0	0
M.Ioannidis	0	1	1	0	0	0	0	0	0	0	0	0	0	0	0	0	0	0	0	0
D.Johnson	0	1	1	0	0	0	0	0	0	0	0	0	0	0	0	0	0	0	0	0
Z.Vigil	0	0	0	0	0	0	0	0	0	0	0	1	0	0	0	0	0	0	0	0
D.Everett	0	0	0	0	0	0	0	0	0	0	0	1	0	0	0	0	0	0	0	0
A.Alexander	0	0	0	0	0	0	0	0	0	0	0	1	0	0	0	0	0	0	0	0
M.Harris	0	0	0	0	0	0	0	0	0	0	0	0	0	0	1	0	0	0	0	0
M.Moses	0	0	0	0	0	0	0	0	0	0	0	0	0	0	0	0	0	0	0	1
Total	33	16	49	6	37	5	8	1	2	1	1	3	0	0	1	0	0	0	0	1

TKL = Tackle AST = Assist COMB = Combined QH=QB Hit IN = Interception PD = Pass Defense FF = Forced Fumble FR = Fumble Recovery

Jacksonville Jaguars	Regular Defensive Plays											Special Teams					Misc			
	TKL	AST	COMB	SK	/ YDS	TFL	QH	IN	PD	FF	FR	TKL	AST	FF	FR	BL	TKL	AST	FF	FR
Tel.Smith	7	0	7	0	0	0	0	0	0	0	0	0	0	0	0	0	0	0	0	0
D.Hayden	7	0	7	0	0	0	0	0	0	0	0	0	0	0	0	0	0	0	0	0
C.Campbell	6	1	7	1	10	2	3	0	0	0	0	0	0	0	0	0	0	0	0	0
M.Jack	5	1	6	0	0	0	0	0	0	0	0	0	0	0	0	0	0	0	0	0
A.Jones	4	1	5	1	0	2	1	0	0	0	0	0	0	0	0	0	0	0	0	0
J.Ramsey	4	0	4	0	0	0	0	0	1	0	0	0	0	0	0	0	0	0	0	0
J.Wilson	3	1	4	0	0	1	0	0	0	0	0	1	0	0	0	0	0	0	0	0
N.DeLuca	3	0	3	1	5	0	0	0	0	1	0	0	0	0	0	0	0	0	0	0
T.Bryan	3	0	3	0	0	1	0	0	0	0	0	0	0	0	0	0	0	0	0	0
T.Gipson	2	1	3	0	0	0	0	0	0	0	0	0	0	0	0	0	0	0	0	0
Y.Ngakoue	2	0	2	0	0	1	2	0	0	0	0	0	0	0	0	0	0	0	0	0
A.Bouye	1	1	2	0	0	0	0	0	0	0	0	0	0	0	0	0	0	0	0	0
D.Smoot	1	0	1	0	0	1	0	0	0	0	0	0	0	0	0	0	0	0	0	0
Q.Meeks	0	0	0	0	0	0	0	0	0	0	0	2	0	0	0	0	0	0	0	0
C.Davis	0	0	0	0	0	0	0	0	0	0	0	1	0	0	0	0	0	0	0	0
T.Herndon	0	0	0	0	0	0	0	0	0	0	0	1	0	0	0	0	0	0	0	0
P.Omahneh	0	0	0	0	0	0	0	0	0	0	0	0	0	0	0	0	1	0	0	0
D.Moncrief	0	0	0	0	0	0	0	0	0	0	0	0	0	0	0	0	1	0	0	0
Total	48	6	54	3	15	8	6	0	1	1	0	5	0	0	0	0	2	0	0	0

First Quarter

12/16/2018

Play By Play

WAS wins the coin toss and elects to defer. JAX elects to Receive, and WAS elects to defend the north goal.

D.Hopkins kicks 56 yards from WAS 35 to JAX 9. T.Bohanon to JAX 34 for 25 yards (Z.Vigil).

Jacksonville Jaguars at 15:00. (1st play from scrimmage 14:53)

- 1-10-JAX 34 (14:53) (Shotgun) L.Fournette up the middle to JAX 35 for 1 yard (M.Ioannidis; J.Allen).
- 2-9-JAX 35 (14:21) (Shotgun) C.Kessler pass incomplete short right to L.Fournette.
- 3-9-JAX 35 (14:17) (Shotgun) C.Kessler scrambles up the middle to JAX 47 for 12 yards (J.Holsey). R1
- 1-10-JAX 47 (13:39) L.Fournette left end to WAS 49 for 4 yards (H.Clinton-Dix).
- 2-6-WAS 49 (13:04) (Shotgun) C.Kessler sacked at JAX 45 for -6 yards (R.Kerrigan). FUMBLES (R.Kerrigan) [R.Kerrigan], RECOVERED by WAS-D.Payne at JAX 43. D.Payne to JAX 34 for 9 yards (P.Omameh).
The Replay Official reviewed the fumble ruling, and the play was Upheld. The ruling on the field was confirmed.

Washington Redskins at 12:53

- 1-10-JAX 34 (12:53) A.Peterson up the middle to JAX 33 for 1 yard (C.Campbell).
- 2-9-JAX 33 (12:24) (Shotgun) J.Johnson left end to JAX 30 for 3 yards (Tel.Smith).
- 3-6-JAX 30 (11:36) (Shotgun) J.Johnson sacked at JAX 40 for -10 yards (C.Campbell).
- 4-16-JAX 40 (10:55) T.Way punts 35 yards to JAX 5, Center-A.East, downed by WAS-S.Hamilton.

Jacksonville Jaguars at 10:43

- 1-10-JAX 5 (10:43) L.Fournette up the middle to JAX 8 for 3 yards (F.Moreau; S.McGee).
- 2-7-JAX 8 (10:10) (Shotgun) L.Fournette up the middle to JAX 11 for 3 yards (R.Kerrigan).
- 3-4-JAX 11 (9:29) (Shotgun) C.Kessler pass short right to D.Westbrook to JAX 19 for 8 yards (J.Holsey). P2
- 1-10-JAX 19 (8:51) (Shotgun) D.Williams up the middle to JAX 20 for 1 yard (M.Foster; S.Hamilton).
- 2-9-JAX 20 (8:17) (Shotgun) C.Kessler pass short left to L.Fournette to JAX 22 for 2 yards (M.Foster).
- 3-7-JAX 22 (7:34) (Shotgun) C.Kessler sacked at JAX 14 for -8 yards (J.Allen).
- 4-15-JAX 14 (7:00) L.Cooke punts 42 yards to WAS 44, Center-M.Overton, fair catch by M.Harris.

Washington Redskins at 6:52

- 1-10-WAS 44 (6:52) J.Johnson pass incomplete deep left to J.Doctson.
- 2-10-WAS 44 (6:44) A.Peterson up the middle to JAX 49 for 7 yards (D.Hayden).
- 3-3-JAX 49 (6:04) (Shotgun) J.Johnson pass short right to J.Crowder pushed ob at JAX 44 for 5 yards (D.Hayden). P1
- 1-10-JAX 44 (5:34) (Shotgun) C.Thompson up the middle to JAX 40 for 4 yards (C.Campbell).
- 2-6-JAX 40 (4:57) (Shotgun) J.Johnson pass short left to B.Marshall to JAX 23 for 17 yards (M.Jack). P2
- 1-10-JAX 23 (4:15) J.Johnson sacked at JAX 23 for 0 yards (A.Jones).
- 2-10-JAX 23 (3:32) (Shotgun) C.Thompson left end to JAX 22 for 1 yard (A.Jones).
Timeout #1 by WAS at 02:46.
- 3-9-JAX 22 (2:46) (Shotgun) J.Johnson pass incomplete short left to M.Floyd [M.Jack].
PENALTY on WAS-M.Floyd, Offensive Pass Interference, 10 yards, enforced at JAX 22 - No Play.
Penalty on WAS-J.Sprinkle, Illegal Formation, declined.
- 3-19-JAX 32 (2:40) (Shotgun) C.Thompson up the middle to JAX 28 for 4 yards (Tel.Smith).
- 4-15-JAX 28 (1:55) D.Hopkins 46 yard field goal is GOOD, Center-A.East, Holder-T.Way.

WAS 3 JAX 0, 9 plays, 28 yards, 5:02 drive, 13:10 elapsed

D.Hopkins kicks 65 yards from WAS 35 to end zone, Touchback.

Jacksonville Jaguars at 1:50

- 1-10-JAX 25 (1:50) C.Kessler pass short right to B.Bell pushed ob at JAX 31 for 6 yards (P.Smith).
- 2-4-JAX 31 (1:13) L.Fournette up the middle to JAX 29 for -2 yards (J.Allen).
- 3-6-JAX 29 (:32) (Shotgun) C.Kessler sacked at JAX 24 for -5 yards (Z.Brown).

END OF QUARTER

	Score	Time Poss	First Downs				Efficiencies	
			R	P	X	T	3 Down	4 Down
Washington Redskins	3	7:12	0	2	0	2	1/3	0/0
Jacksonville Jaguars	0	7:48	1	1	0	2	2/4	0/0

Second Quarter

12/16/2018

Play By Play

Jacksonville Jaguars continued.

4-11-JAX 24 (15:00) L.Cooke punts 45 yards to WAS 31, Center-M.Overton. M.Harris to WAS 36 for 5 yards (C.Davis).

Washington Redskins at 14:50

1-10-WAS 36 (14:50) (Shotgun) PENALTY on WAS-M.Moses, False Start, 5 yards, enforced at WAS 36 - No Play.

1-15-WAS 31 (14:50) (Shotgun) PENALTY on JAX-C.Campbell, Neutral Zone Infraction, 5 yards, enforced at WAS 31 - No Play.

1-10-WAS 36 (14:49) (Shotgun) C.Thompson up the middle to WAS 33 for -3 yards (J.Wilson).

2-13-WAS 33 (14:06) (Shotgun) J.Johnson pass incomplete short right to C.Thompson.

3-13-WAS 33 (14:02) (Shotgun) J.Johnson scrambles right end to JAX 49 for 18 yards (D.Hayden).

PENALTY on WAS-L.Bowanko, Offensive Holding, 10 yards, enforced at WAS 33 - No Play.

3-23-WAS 23 (13:34) (Shotgun) J.Johnson pass short right to C.Thompson to WAS 27 for 4 yards (C.Campbell).

4-19-WAS 27 (12:59) T.Way punts 49 yards to JAX 24, Center-A.East. D.Westbrook to JAX 33 for 9 yards (D.Everett).

Jacksonville Jaguars at 12:42

1-10-JAX 33 (12:42) (Shotgun) C.Kessler pass short left to L.Fournette to JAX 46 for 13 yards (J.Norman).

P3

1-10-JAX 46 (12:13) (No Huddle, Shotgun) C.Kessler pass short right to L.Fournette to JAX 49 for 3 yards (M.Foster).

2-7-JAX 49 (11:47) (No Huddle, Shotgun) L.Fournette up the middle to JAX 49 for no gain (R.Kerrigan).

3-7-JAX 49 (11:14) (No Huddle, Shotgun) C.Kessler pass incomplete short middle to D.Moncrief (H.Clinton-Dix).

4-7-JAX 49 (11:08) L.Cooke punts 42 yards to WAS 9, Center-M.Overton, fair catch by M.Harris.

Washington Redskins at 11:02

1-10-WAS 9 (11:02) A.Peterson left end to WAS 14 for 5 yards (Y.Ngakoue).

2-5-WAS 14 (10:25) (Shotgun) J.Johnson pass short right to J.Crowder to WAS 15 for 1 yard (Tel.Smith).

PENALTY on WAS-J.Sprinkle, Illegal Block Above the Waist, 7 yards, enforced at WAS 14 - No Play.

Penalty on WAS, Illegal Shift, declined.

2-12-WAS 7 (10:00) A.Peterson up the middle to WAS 11 for 4 yards (T.Bryan).

Timeout #2 by WAS at 09:25.

3-8-WAS 11 (9:25) (Shotgun) J.Johnson pass short middle to M.Floyd to WAS 16 for 5 yards (D.Hayden).

4-3-WAS 16 (8:53) T.Way punts 30 yards to WAS 46, Center-A.East, downed by WAS-J.Chesson. Punt was partially blocked by 55 of Jacksonville.

Jacksonville Jaguars at 8:42

1-10-WAS 46 (8:42) (Shotgun) L.Fournette up the middle to WAS 41 for 5 yards (M.Foster).

2-5-WAS 41 (8:04) L.Fournette up the middle to WAS 39 for 2 yards (D.Payne).

3-3-WAS 39 (7:23) (Shotgun) C.Kessler scrambles right end to WAS 33 for 6 yards (P.McPhee).

R4

1-10-WAS 33 (6:44) (Shotgun) C.Kessler pass incomplete deep left to D.Moncrief.

2-10-WAS 33 (6:37) (Shotgun) L.Fournette up the middle to WAS 29 for 4 yards (S.McGee).

3-6-WAS 29 (5:54) (Shotgun) C.Kessler scrambles right end to WAS 17 for 12 yards (H.Clinton-Dix).

R5

1-10-WAS 17 (5:16) T.Yeldon up the middle to WAS 15 for 2 yards (J.Allen).

PENALTY on JAX-K.Cole, Illegal Motion, 5 yards, enforced at WAS 17 - No Play.

1-15-WAS 22 (4:54) (Shotgun) C.Kessler sacked at WAS 29 for -7 yards (J.Allen).

2-22-WAS 29 (4:14) (Shotgun) C.Kessler pass incomplete short right to T.Yeldon.

Penalty on JAX-T.Shatley, Ineligible Downfield Pass, declined.

3-22-WAS 29 (4:11) (Shotgun) C.Kessler scrambles up the middle to WAS 15 for 14 yards (M.Foster; Z.Brown).

4-8-WAS 15 (3:26) K.Forbath 33 yard field goal is GOOD, Center-M.Overton, Holder-L.Cooke.

WAS 3 JAX 3, 10 plays, 31 yards, 5:20 drive, 11:38 elapsed

L.Cooke kicks 65 yards from JAX 35 to end zone, Touchback.

Washington Redskins at 3:22

1-10-WAS 25 (3:22) (Shotgun) J.Johnson pass short middle to A.Peterson to WAS 38 for 13 yards (M.Jack).

P3

1-10-WAS 38 (2:45) J.Johnson pass short right to J.Sprinkle pushed ob at WAS 42 for 4 yards (N.DeLuca).

2-6-WAS 42 (2:11) A.Peterson up the middle to WAS 40 for -2 yards (C.Campbell).

Two-Minute Warning

3-8-WAS 40 (2:00) (Shotgun) J.Johnson pass incomplete deep right to V.Davis [Y.Ngakoue].

4-8-WAS 40 (1:55) (Punt formation) T.Way punts 58 yards to JAX 2, Center-A.East, downed by WAS-D.Johnson.

Jacksonville Jaguars at 1:46

1-10-JAX 2 (1:46) T.Yeldon up the middle to JAX 2 for no gain (S.McGee).

Washington Redskins vs Jacksonville Jaguars at TIAA Bank Field

2-10-JAX 2 (1:04) L.Fournette up the middle to JAX 3 for 1 yard (R.Kerrigan).

Penalty on JAX-E.Flowers, Illegal Formation, declined.

3-9-JAX 3 (:58) (Shotgun) C.Kessler pass short right to J.O'Shaughnessy pushed ob at JAX 10 for 7 yards (J.Norman).

4-2-JAX 10 (:52) L.Cooke punts 63 yards to WAS 27, Center-M.Overton. M.Harris MUFFS catch, and recovers at WAS 18. M.Harris to WAS 18 for no gain (Q.Meeks).

Washington Redskins at 0:43

1-10-WAS 18 (:43) A.Peterson left end to WAS 25 for 7 yards (M.Jack).

PENALTY on WAS-J.Crowder, Illegal Block Above the Waist, 8 yards, enforced at WAS 18 - No Play.

1-18-WAS 10 (:43) A.Peterson left end to WAS 9 for -1 yards (D.Smoot).

2-19-WAS 9 (:28) A.Peterson left end to WAS 9 for no gain (J.Wilson; T.Gipson).

3-19-WAS 9 (:28) J.Johnson pass short left to M.Harris pushed ob at WAS 22 for 13 yards (A.Bouye) [Y.Ngakoue].

4-6-WAS 22 (:23) T.Way punts 52 yards to JAX 26, Center-A.East. D.Westbrook for 74 yards, TOUCHDOWN.

Jacksonville Jaguars at 0:04

K.Forbath extra point is GOOD, Center-M.Overton, Holder-L.Cooke.

WAS 3 JAX 10, 0 plays, 74 yards, 0:00 drive , 14:56 elapsed

L.Cooke kicks 37 yards from JAX 35 to WAS 28. B.Marshall to WAS 36 for 8 yards (T.Herndon).

END OF QUARTER

	Score	Time Poss	First Downs				Efficiencies	
			R	P	X	T	3 Down	4 Down
Washington Redskins	3	6:47	0	1	0	1	0/4	0/0
Jacksonville Jaguars	10	8:13	2	1	0	3	2/5	0/0

Third Quarter

12/16/2018

Play By Play

WAS elects to Receive, and JAX elects to defend the goal.

L.Cooke kicks 65 yards from JAX 35 to end zone, Touchback.

Washington Redskins at 15:00

- 1-10-WAS 25 (15:00) (Shotgun) J.Johnson scrambles right end to WAS 28 for 3 yards (M.Jack).
- 2-7-WAS 28 (14:24) (Shotgun) A.Peterson up the middle to WAS 31 for 3 yards (T.Gipson).
- 3-4-WAS 31 (13:42) (Shotgun) J.Johnson pass incomplete short left to V.Davis.
PENALTY on JAX-T.Gipson, Defensive Holding, 5 yards, enforced at WAS 31 - No Play. X4
- 1-10-WAS 36 (13:37) (Shotgun) J.Johnson pass incomplete deep left to M.Floyd (J.Ramsey).
- 2-10-WAS 36 (13:30) (Shotgun) J.Johnson pass incomplete short left to V.Davis.
PENALTY on JAX-A.Bouye, Unnecessary Roughness, 15 yards, enforced at WAS 36 - No Play. X5
- 1-10-JAX 49 (13:25) A.Peterson up the middle to WAS 49 for -2 yards (A.Jones).
- 2-12-WAS 49 (12:47) C.Thompson right end to JAX 48 for 3 yards (J.Ramsey).
- 3-9-JAX 48 (12:00) (Shotgun) J.Johnson scrambles right end pushed ob at JAX 38 for 10 yards (J.Wilson). R6
- 1-10-JAX 38 (11:27) A.Peterson up the middle to JAX 38 for no gain (C.Campbell).
- 2-10-JAX 38 (10:46) (Shotgun) J.Johnson scrambles up the middle to JAX 29 for 9 yards (D.Hayden).
- 3-1-JAX 29 (10:04) J.Johnson pass short right to J.Crowder to JAX 26 for 3 yards (D.Hayden). P7
- 1-10-JAX 26 (9:19) J.Johnson pass incomplete short right to M.Flanagan.
- 2-10-JAX 26 (9:12) J.Johnson pass incomplete short right to A.Peterson.
- 3-10-JAX 26 (9:04) (Shotgun) J.Johnson pass short right to M.Floyd to JAX 15 for 11 yards (J.Ramsey). P8
- 1-10-JAX 15 (8:25) A.Peterson up the middle to JAX 15 for no gain (M.Jack).
- 2-10-JAX 15 (7:48) J.Johnson pass incomplete short left.
Penalty on WAS-T.Nsekhe, Ineligible Downfield Pass, declined.
- 3-10-JAX 15 (7:42) J.Johnson pass incomplete short right to J.Doctson [C.Campbell].
- 4-10-JAX 15 (7:37) D.Hopkins 33 yard field goal is GOOD, Center-A.East, Holder-T.Way.

WAS 6 JAX 10, 16 plays, 60 yards, 2 penalties, 7:28 drive, 7:28 elapsed

D.Hopkins kicks 65 yards from WAS 35 to end zone, Touchback.

Jacksonville Jaguars at 7:32

- 1-10-JAX 25 (7:32) (Shotgun) C.Kessler pass short right to D.Westbrook to JAX 33 for 8 yards (S.Hamilton).
- 2-2-JAX 33 (6:55) (Shotgun) D.Williams right end to JAX 35 for 2 yards (S.Hamilton). R6
- 1-10-JAX 35 (6:21) (Shotgun) C.Kessler pass incomplete short right [R.Kerrigan].
- 2-10-JAX 35 (6:16) (Shotgun) C.Kessler pass incomplete short left to D.Westbrook.
- 3-10-JAX 35 (6:10) (Shotgun) C.Kessler sacked at JAX 30 for -5 yards (R.Kerrigan).
- 4-15-JAX 30 (5:35) L.Cooke punts 61 yards to WAS 9, Center-M.Overton. M.Harris pushed ob at WAS 15 for 6 yards (J.Wilson).

Washington Redskins at 5:23

- 1-10-WAS 15 (5:23) (Shotgun) C.Thompson right end to WAS 19 for 4 yards (M.Jack).
PENALTY on WAS-M.Moses, Offensive Holding, 8 yards, enforced at WAS 15 - No Play.
- 1-18-WAS 7 (4:56) J.Johnson scrambles left end pushed ob at WAS 23 for 16 yards (M.Jack).
- 2-2-WAS 23 (4:19) A.Peterson up the middle to WAS 27 for 4 yards (J.Wilson). R9
- 1-10-WAS 27 (3:39) J.Johnson up the middle to WAS 26 for -1 yards (T.Bryan). WAS-T.Nsekhe was injured during the play. His return is Questionable.
- 2-11-WAS 26 (3:15) J.Johnson pass short right to J.Crowder to WAS 31 for 5 yards (J.Ramsey).
- 3-6-WAS 31 (2:30) (Shotgun) J.Johnson scrambles left end to WAS 34 for 3 yards (D.Hayden).
- 4-3-WAS 34 (1:55) T.Way punts 55 yards to JAX 11, Center-A.East. D.Westbrook to JAX 12 for 1 yard (A.Alexander).

Jacksonville Jaguars at 1:44

- 1-10-JAX 12 (1:44) D.Westbrook right end to JAX 32 for 20 yards (M.Foster). R7
- 1-10-JAX 32 (1:04) D.Williams right end to JAX 47 for 15 yards (H.Clinton-Dix). R8
- 1-10-JAX 47 (:27) D.Williams up the middle to WAS 45 for 8 yards (D.Swearingen).
PENALTY on JAX, Illegal Shift, 5 yards, enforced at JAX 47 - No Play.

END OF QUARTER

	Score	Time Poss	First Downs				Efficiencies	
			R	P	X	T	3 Down	4 Down
Washington Redskins	6	11:07	2	2	2	6	3/5	0/0
Jacksonville Jaguars	10	3:53	3	0	0	3	0/1	0/0

Fourth Quarter

12/16/2018

Play By Play

Jacksonville Jaguars continued.

1-15-JAX 42	(15:00) (Shotgun) C.Kessler pass short right to T.Yeldon pushed ob at JAX 47 for 5 yards (Z.Brown).	
2-10-JAX 47	(14:31) T.Yeldon up the middle to WAS 48 for 5 yards (D.Payne).	
3-5-WAS 48	(13:53) (Shotgun) C.Kessler scrambles up the middle to WAS 27 for 21 yards (J.Norman).	R9
<u>1-10-WAS 27</u>	(13:04) (Shotgun) C.Kessler sacked at WAS 31 for -4 yards (sack split by S.Hamilton and P.Smith).	
2-14-WAS 31	(12:23) (Shotgun) C.Kessler scrambles up the middle to WAS 28 for 3 yards (P.Smith; Z.Brown). WAS-J.Holsey was injured during the play. His return is Questionable.	
3-11-WAS 28	(11:59) (Shotgun) C.Kessler pass short right to D.Westbrook to WAS 23 for 5 yards (D.Johnson; J.Norman).	
4-6-WAS 23	(11:21) K.Forbath 41 yard field goal is GOOD, Center-M.Overton, Holder-L.Cooke.	

WAS 6 JAX 13, 9 plays, 65 yards, 5:28 drive, 3:44 elapsed

L.Cooke kicks 61 yards from JAX 35 to WAS 4. B.Marshall pushed ob at WAS 27 for 23 yards (Q.Meeks).

PENALTY on JAX-C.Reavis, Illegal Formation, 5 yards, enforced at WAS 27.

Washington Redskins at 11:16

1-10-WAS 32	(11:16) (Shotgun) A.Peterson up the middle to WAS 29 for -3 yards (A.Jones).	
2-13-WAS 29	(10:32) J.Johnson pass short middle to V.Davis to WAS 36 for 7 yards (Tel.Smith).	
3-6-WAS 36	(9:51) (Shotgun) J.Johnson pass short middle to V.Davis to WAS 45 for 9 yards (T.Gipson).	P10
<u>1-10-WAS 45</u>	(9:10) J.Johnson sacked at WAS 37 for -8 yards (N.DeLuca). FUMBLES (N.DeLuca), recovered by WAS-M.Moses at WAS 40. M.Moses to WAS 40 for no gain (Y.Ngakoue).	
2-15-WAS 40	(8:17) (Shotgun) J.Johnson pass incomplete short right to M.Harris.	
3-15-WAS 40	(8:13) (Shotgun) J.Johnson pass deep middle to J.Crowder to JAX 27 for 33 yards (J.Ramsey) [C.Campbell].	P11
<u>1-10-JAX 27</u>	(7:35) J.Johnson right end to JAX 19 for 8 yards (Tel.Smith).	
2-2-JAX 19	(7:09) J.Johnson pass short right to J.Sprinkle to JAX 10 for 9 yards (N.DeLuca).	P12
<u>1-10-JAX 10</u>	(6:23) A.Peterson up the middle pushed ob at JAX 6 for 4 yards (D.Hayden).	
2-6-JAX 6	(5:52) J.Johnson pass short right to J.Sprinkle for 6 yards, TOUCHDOWN.	P13
	D.Hopkins extra point is GOOD, Center-A.East, Holder-T.Way.	
	PENALTY on JAX, Illegal Formation, 5 yards, enforced between downs.	

WAS 13 JAX 13, 10 plays, 68 yards, 5:29 drive, 9:13 elapsed

D.Hopkins kicks 60 yards from WAS 40 to end zone, Touchback.

Jacksonville Jaguars at 5:47, (1st play from scrimmage 5:46)

1-10-JAX 25	(5:46) (Shotgun) L.Fournette up the middle to 50 for 25 yards (H.Clinton-Dix).	R10
<u>1-10-50</u>	(5:03) (Shotgun) C.Kessler pass incomplete short middle to T.Yeldon.	
2-10-50	(4:58) (Shotgun) D.Williams up the middle to WAS 39 for 11 yards (H.Clinton-Dix).	R11
<u>1-10-WAS 39</u>	(4:14) D.Williams right end to WAS 36 for 3 yards (M.Foster; R.Kerrigan).	
2-7-WAS 36	(3:30) (Shotgun) T.Yeldon up the middle to WAS 35 for 1 yard (J.Allen).	
3-6-WAS 35	(2:49) (Shotgun) C.Kessler pass short middle to D.Westbrook to WAS 21 for 14 yards [R.Kerrigan].	
	PENALTY on JAX-D.Moncrief, Offensive Pass Interference, 10 yards, enforced at WAS 35 - No Play.	
3-16-WAS 45	(2:41) (Shotgun) C.Kessler pass deep right intended for D.Westbrook INTERCEPTED by F.Moreau at WAS 29. F.Moreau to WAS 45 for 16 yards (D.Moncrief).	

Washington Redskins at 2:31

1-10-WAS 45	(2:31) (Shotgun) A.Peterson up the middle to WAS 49 for 4 yards (Tel.Smith).	
-------------	--	--

Two-Minute Warning

2-6-WAS 49	(2:00) (Shotgun) J.Johnson pass short left to A.Peterson to JAX 44 for 7 yards (A.Bouye; A.Jones).	P14
<u>1-10-JAX 44</u>	(1:24) (Shotgun) A.Peterson left end to JAX 29 for 15 yards (Tel.Smith).	R15
	Timeout #1 by JAX at 01:15.	
<u>1-10-JAX 29</u>	(1:15) A.Peterson up the middle to JAX 22 for 7 yards (Tel.Smith).	
	Timeout #2 by JAX at 01:10.	
2-3-JAX 22	(1:10) A.Peterson up the middle to JAX 21 for 1 yard (M.Jack; C.Campbell).	
	Timeout #3 by JAX at 01:05.	
3-2-JAX 21	(1:05) A.Peterson up the middle to JAX 17 for 4 yards (T.Bryan).	R16
	Timeout #1 by WAS at 00:22.	
<u>1-10-JAX 17</u>	(:22) J.Johnson kneels to JAX 19 for -2 yards.	
	Timeout #2 by WAS at 00:04.	

Washington Redskins vs Jacksonville Jaguars at TIAA Bank Field

2-12-JAX 19 (:04) D.Hopkins 36 yard field goal is GOOD, Center-A.East, Holder-T.Way.

WAS 16 JAX 13, 8 plays, 36 yards, 2:31 drive, 15:00 elapsed

END OF QUARTER	Score	Time Poss	First Downs				Efficiencies	
			R	P	X	T	3 Down	4 Down
Washington Redskins	16	8:00	2	5	0	7	3/3	0/0
Jacksonville Jaguars	13	7:00	3	0	0	3	1/3	0/0

Miscellaneous Statistics Report

Washington Redskins vs Jacksonville Jaguars
12/16/2018 at TIAA Bank Field

Ten Longest Plays for Washington Redskins

Yards	Qtr	Play Start	Play Description
33	4	3-15-WAS 40	(8:13) (Shotgun) J.Johnson pass deep middle to J.Crowder to JAX 27 for 33 yards (J.Ramsey) [C.Campbell].
17	1	2-6-JAX 40	(4:57) (Shotgun) J.Johnson pass short left to B.Marshall to JAX 23 for 17 yards (M.Jack).
16	3	1-18-WAS 7	(4:56) J.Johnson scrambles left end pushed ob at WAS 23 for 16 yards (M.Jack).
15	4	1-10-JAX 44	(1:24) (Shotgun) A.Peterson left end to JAX 29 for 15 yards (Tel.Smith).
13	2	1-10-WAS 25	(3:22) (Shotgun) J.Johnson pass short middle to A.Peterson to WAS 38 for 13 yards (M.Jack).
13	2	3-19-WAS 9	(:28) J.Johnson pass short left to M.Harris pushed ob at WAS 22 for 13 yards (A.Bouye) [Y.Ngakoue].
11	3	3-10-JAX 26	(9:04) (Shotgun) J.Johnson pass short right to M.Floyd to JAX 15 for 11 yards (J.Ramsey).
10	3	3-9-JAX 48	(12:00) (Shotgun) J.Johnson scrambles right end pushed ob at JAX 38 for 10 yards (J.Wilson).
9	3	2-10-JAX 38	(10:46) (Shotgun) J.Johnson scrambles up the middle to JAX 29 for 9 yards (D.Hayden).
9	4	3-6-WAS 36	(9:51) (Shotgun) J.Johnson pass short middle to V.Davis to WAS 45 for 9 yards (T.Gipson).

Ten Longest Plays for Jacksonville Jaguars

Yards	Qtr	Play Start	Play Description
25	4	1-10-JAX 25	(5:46) (Shotgun) L.Fournette up the middle to 50 for 25 yards (H.Clinton-Dix).
21	4	3-5-WAS 48	(13:53) (Shotgun) C.Kessler scrambles up the middle to WAS 27 for 21 yards (J.Norman).
20	3	1-10-JAX 12	(1:44) D.Westbrook right end to JAX 32 for 20 yards (M.Foster).
15	3	1-10-JAX 32	(1:04) D.Williams right end to JAX 47 for 15 yards (H.Clinton-Dix).
14	2	3-22-WAS 29	(4:11) (Shotgun) C.Kessler scrambles up the middle to WAS 15 for 14 yards (M.Foster; Z.Brown).
13	2	1-10-JAX 33	(12:42) (Shotgun) C.Kessler pass short left to L.Fournette to JAX 46 for 13 yards (J.Norman).
12	1	3-9-JAX 35	(14:17) (Shotgun) C.Kessler scrambles up the middle to JAX 47 for 12 yards (J.Holsey).
12	2	3-6-WAS 29	(5:54) (Shotgun) C.Kessler scrambles right end to WAS 17 for 12 yards (H.Clinton-Dix).
11	4	2-10-50	(4:58) (Shotgun) D.Williams up the middle to WAS 39 for 11 yards (H.Clinton-Dix).
8	1	3-4-JAX 11	(9:29) (Shotgun) C.Kessler pass short right to D.Westbrook to JAX 19 for 8 yards (J.Holsey).

Touchdown Scoring Information

		Offense	Defense	Special Teams
VISITOR	Washington Redskins	1	0	0
HOME	Jacksonville Jaguars	0	0	1

Player Scoring Information

Club	Player	TD	Rush TD	Rec TD	KO TD	Punt TD	Int TD	Fum TD	Misc TD	FG	XP	2Pt Rush	2Pt Rec	Sfty	Points
WAS	D.Hopkins	0	0	0	0	0	0	0	0	3	1	0	0	0	10
WAS	J.Sprinkle	0	0	1	0	0	0	0	0	0	0	0	0	0	6
JAX	K.Forbath	0	0	0	0	0	0	0	0	2	1	0	0	0	7
JAX	D.Westbrook	0	0	0	0	1	0	0	0	0	0	0	0	0	6

Possession Detail

	First Half		Second Half		Game	
	Visitor	Home	Visitor	Home	Visitor	Home
Largest Lead	3	7	3	7	3	7
Drives Leading	2	0	0	2	2	2
Time of Possession Leading	4:28	0:00	0:00	7:37	4:28	7:37
Largest Deficit	-7	-3	-7	-3	-7	-3
Drives Trailing	1	3	3	0	4	3
Time of Possession Trailing	0:04	9:00	16:36	0:00	16:40	9:00
Times Score Tied Up		1		1		2
Lead Changes		2		1		3

Playtime Percentage

Percent of playtime per player on offense, defense and special teams

Washington Redskins						Jacksonville Jaguars					
		Offense	Defense	Special Teams				Offense	Defense	Special Teams	
L Bowanko	C	68	100%	4	15%	A Cann	G	52	100%	3	12%
C Roullier	C	68	100%	3	12%	T Shatley	C	52	100%	3	12%
M Moses	T	68	100%	1	4%	J Wells	T	52	100%	3	12%
J Johnson	QB	68	100%			P Onameh	G	52	100%	3	12%
T Williams	T	68	100%			E Flowers	T	52	100%		
J Doctson	WR	56	82%			C Kessler	QB	52	100%		
T Nsekhe	T	49	72%	2	8%	D Westbrook	WR	43	83%	10	38%
M Floyd	WR	46	68%	5	19%	J O'Shaughnessy	TE	41	79%	3	12%
J Crowder	WR	42	62%			D Moncrief	WR	40	77%		
J Sprinkle	TE	41	60%	14	54%	K Cole	WR	39	75%		
A Peterson	RB	37	54%			L Fournette	RB	27	52%	4	15%
M Harris	WR	30	44%	6	23%	B Bell	TE	19	37%	14	54%
V Davis	TE	30	44%			T Yeldon	RB	18	35%		
C Thompson	RB	29	43%			B Koyack	TE	11	21%		
M Flanagan	TE	22	32%	14	54%	R Greene	WR	10	19%	5	19%
Z Kerin	G	19	28%	4	15%	D Williams	RB	8	15%	4	15%
B Marshall	RB	7	10%	18	69%	T Bohanon	FB	4	8%	9	35%
H Clinton-Dix	FS		52 100%	4	15%	T Smith	LB		68 100%	5	19%
M Foster	LB		52 100%			M Jack	LB		68 100%	5	19%
J Norman	CB		52 100%			J Ramsey	CB		68 100%	1	4%
D Swearinger	FS		52 100%			T Gipson	FS		68 100%		
F Moreau	CB		47 90%			A Bouye	CB		68 100%		
R Kerrigan	LB		46 88%	3	12%	Y Ngakoue	DE		57 84%	5	19%
P Smith	LB		44 85%			J Wilson	FS		54 79%	17	65%
D Payne	NT		36 69%	3	12%	C Campbell	DE		52 76%	8	31%
J Allen	DE		29 56%	7	27%	D Hayden	CB		48 71%	4	15%
J Holsey	CB		29 56%	6	23%	M Dareus	NT		44 65%		
S Hamilton	LB		28 54%	14	54%	A Jones	NT		38 56%	3	12%
M Ioannidis	DE		24 46%	6	23%	D Smoot	DE		25 37%	8	31%
Z Brown	LB		17 33%			M Jackson	DT		24 35%		
P McPhee	LB		14 27%	3	12%	T Bryan	DE		22 32%	5	19%
S McGee	DE		14 27%			N DeLuca	LB		20 29%	18	69%
T Settle	NT		11 21%	8	31%	C Davis	FS		12 18%	23	88%
C Brantley	DE		9 17%			L Johnson	DT		8 12%		
J Harvey-Clemons	LB		6 12%	20	77%	L McCray	DE		2 3%	23	88%
D Everett	SS		5 10%	22	85%	R Harrison	SS		2 3%		
D Johnson	CB		5 10%	19	73%	Q Meeks	CB			23	88%
J Chesson	WR			22	85%	T Herndon	CB			19	73%
Z Vigil	LB			22	85%	B Brown	LB			18	69%
A Alexander	CB			15	58%	C Reavis	FS			13	50%
A East	LS			10	38%	L Cooke	P			12	46%
T Way	P			10	38%	M Overton	LS			8	31%
M Nicholson	SS			9	35%	K Forbath	K			3	12%
D Hopkins	K			8	31%	C Reed	G			3	12%
A Howard	T			4	15%						

Week 16

National Football League Game Summary

NFL Copyright © 2018 by The National Football League. All rights reserved. This summary and play-by-play is for the express purpose of assisting media in their coverage of the game; any other use of this material is prohibited without the written permission of the National Football League. Updated: 12/23/2018

Date: Saturday, 12/22/2018 **Washington Redskins at Tennessee Titans** Start Time: 3:30 PM Central
 at Nissan Stadium, Nashville, TN

Game Day Weather

Game Weather: Sunny Temp: 51° F (10.6° C) Humidity: 48%, Wind: S 9 mph
 Played Outdoors on Turf: Grass Outdoor Weather: Sunny, Wind Chill: 51

Officials

Referee: Hussey, John (35)	Umpire: Michalek, Tony (115)	Down Judge: Codey, Kevin (16)
Line Judge: Bowers, Derick (74)	Field Judge: Willard, Don (58)	Side Judge: Baynes, Allen (56)
Back Judge: Steed, Gregory (12)	Replay Official: Valenti, Terri (0)	

Lineups

Washington Redskins			Tennessee Titans		
Offense		Defense	Offense		Defense
WR 18	J.Doctson	DE 93	J.Allen	WR 13	T.Taylor
LT 71	T.Williams	NT 95	D.Payne	TE 85	M.Pruitt
LG 69	L.Bowanko	DE 98	M.Ioannidis	LT 77	T.Lewan
C 73	C.Roullier	SLB 94	P.Smith	LG 67	Q.Spain
RG 67	Z.Kerin	MLB 51	S.Hamilton	C 60	B.Jones
RT 76	M.Moses	MLB 54	M.Foster	RG 64	J.Kline
TE 87	J.Sprinkle	WLB 91	R.Kerrigan	RT 71	D.Kelly
WR 80	J.Crowder	CB 31	F.Moreau	TE 88	L.Stocker
WR 17	M.Floyd	CB 24	J.Norman	WR 84	C.Davis
QB 8	J.Johnson	SS 20	H.Clinton-Dix	QB 8	M.Mariota
RB 26	A.Peterson	FS 36	D.Swearinger	RB 22	D.Henry

Substitutions

K 3 D.Hopkins, P 5 T.Way, WR 16 J.Chesson, S 22 D.Everett, RB 25 C.Thompson, RB 34 B.Marshall, CB 37 G.Stroman, CB 39 A.Alexander, LB 40 J.Harvey-Clemons, DB 45 J.Reaves, DB 48 H.Miller, LB 52 R.Anderson, LB 53 Z.Brown, LS 55 A.East, LB 56 Z.Vigil, T 61 T.Parris, C 62 K.Fuller, WR 84 D.Kidsy, TE 88 M.Flanagan, DT 92 S.McGee, LB 96 P.McPhee, DL 97 T.Settle, DT 99 C.Brantley

Substitutions

K 4 R.Succop, P 6 B.Kern, QB 7 B.Gabbert, WR 15 D.Jennings, WR 17 C.Batson, WR 19 T.Sharpe, S 28 K.Lewis, DB 29 D.Cruikshank, RB 33 D.Lewis, S 41 B.Trawick, OLB 44 K.Correa, DB 46 J.Kalu, LS 48 B.Brinkley, LB 51 W.Compton, LB 53 D.Bates, LB 54 R.Evans, LB 57 N.Harris, C/G 62 C.Levin, OL 68 A.Pasztor, TE 86 A.Firkser, DL 94 A.Johnson, DL 96 B.Logan, NT 97 D.Kilgo

Did Not Play

QB 6 M.Sanchez

Did Not Play

RB 30 J.McNichols

Not Active

QB 12 C.McCoy, WR 13 M.Harris, RB 32 S.Perine, OL 66 T.Bergstrom, T 79 T.Nsekhe, TE 85 V.Davis, TE 86 J.Reed

Not Active

DB 20 K.Durden, OLB 56 S.Finch, G 61 A.Stinnie, T 69 T.Marz, TE 89 C.Wick, DE 92 M.Dickerson, OLB 98 B.Orakpo

Field Goals (made () & missed)

		(50)	(40)	(46)	R.Succop	(42)	(33)
		1	2	3	4	OT	Total
VISITOR:	Washington Redskins	3	7	3	3	0	16
HOME:	Tennessee Titans	6	3	0	16	0	25

Scoring Plays

Team	Qtr	Time	Play Description (Extra Point) (Drive Info)	Visitor	Home
Redskins	1	12:09	D.Hopkins 50 yd. Field Goal (7-40, 2:51)	3	0
Titans	1	5:37	D.Henry 1 yd. run (kick failed, wl) (11-69, 6:32)	3	6
Redskins	2	4:28	M.Floyd 7 yd. pass from J.Johnson (D.Hopkins kick) (17-93,10:58)	10	6
Titans	2	0:00	R.Succop 42 yd. Field Goal (13-51, 4:28)	10	9
Redskins	3	4:57	D.Hopkins 40 yd. Field Goal (11-64, 5:18)	13	9
Titans	4	14:55	R.Succop 33 yd. Field Goal (10-60, 5:02)	13	12
Redskins	4	8:09	D.Hopkins 46 yd. Field Goal (12-47, 6:46)	16	12
Titans	4	4:30	M.Pruitt 2 yd. pass from B.Gabbert (R.Succop kick) (7-75, 3:39)	16	19
Titans	4	0:00	M.Butler 56 yd. interception return	16	25

Week 16

National Football League Game Summary

NFL Copyright © 2018 by The National Football League. All rights reserved. This summary and play-by-play is for the express purpose of assisting media in their coverage of the game; any other use of this material is prohibited without the written permission of the National Football League. Updated: 12/23/2018

Paid Attendance: 60,746

Time: 2:44

Washington Redskins vs Tennessee Titans
12/22/2018 at Nissan Stadium

Final Team Statistics

	Visitor Redskins	Home Titans
TOTAL FIRST DOWNS	17	20
By Rushing	7	8
By Passing	9	11
By Penalty	1	1
THIRD DOWN EFFICIENCY	8-14-57%	5-11-45%
FOURTH DOWN EFFICIENCY	0-0-0%	0-0-0%
TOTAL NET YARDS	292	291
Total Offensive Plays (inc. times thrown passing)	59	55
Average gain per offensive play	4.9	5.3
NET YARDS RUSHING	161	99
Total Rushing Plays	34	27
Average gain per rushing play	4.7	3.7
Tackles for a loss-number and yards	1-1	4-7
NET YARDS PASSING	131	192
Times thrown - yards lost attempting to pass	2-22	3-19
Gross yards passing	153	211
PASS ATTEMPTS-COMPLETIONS-HAD INTERCEPTED	23-13-2	25-17-0
Avg gain per pass play (inc.# thrown passing)	5.2	6.9
KICKOFFS Number-In End Zone-Touchbacks	5-5-4	4-4-3
PUNTS Number and Average	2-53.5	4-42.3
Had Blocked	0	0
FGs - PATs Had Blocked	0-0	0-0
Net Punting Average	45.5	42.3
TOTAL RETURN YARDAGE (Not Including Kickoffs)	0	73
No. and Yards Punt Returns	0-0	1-16
No. and Yards Kickoff Returns	1-28	1-31
No. and Yards Interception Returns	0-0	2-57
PENALTIES Number and Yards	8-49	2-10
FUMBLES Number and Lost	0-0	0-0
TOUCHDOWNS	1	3
Rushing	0	1
Passing	1	1
Interceptions	0	1
EXTRA POINTS Made-Attempts	1-1	1-2
Kicking Made-Attempts	1-1	1-2
FIELD GOALS Made-Attempts	3-3	2-2
RED ZONE EFFICIENCY	1-2-50%	2-4-50%
GOAL TO GO EFFICIENCY	0-0-0%	2-2-100%
SAFETIES	0	0
FINAL SCORE	16	25
TIME OF POSSESSION	33:03	26:57

Washington Redskins vs Tennessee Titans
12/22/2018 at Nissan Stadium

Ball Possession And Drive Chart

Washington Redskins

#	Time Recd	Time Lost	Time Poss	How Ball Obtained	Drive Began	# Play	Yds Gain	Yds Pen	Net Yds	1st Down	Last Scrm	How Given Up
1	15:00	12:09	2:51	Kickoff	WAS 28	7	35	5	40	1	TEN 32	Field Goal
2	5:37	3:32	2:05	Kickoff	WAS 25	3	9	-4	5	0	WAS 30	Punt
3	0:26	4:28	10:58	Punt	WAS 7	17	108	-15	93	7	* TEN 7	Touchdown
4	13:11	11:33	1:38	Punt	WAS 7	3	3	0	3	0	WAS 10	Punt
5	10:15	4:57	5:18	Punt	WAS 14	11	59	5	64	4	TEN 22	Field Goal
6	14:55	8:09	6:46	Kickoff	WAS 25	12	47	0	47	3	* TEN 28	Field Goal
7	4:30	1:17	3:13	Kickoff	WAS 25	7	31	0	31	2	TEN 44	Interception
8	0:14	0:00	0:14	Punt	WAS 15	2	0	0	0	0	WAS 15	Interception

(146) Average WAS 18

Tennessee Titans

#	Time Recd	Time Lost	Time Poss	How Ball Obtained	Drive Began	# Play	Yds Gain	Yds Pen	Net Yds	1st Down	Last Scrm	How Given Up
1	12:09	5:37	6:32	Kickoff	TEN 31	11	64	5	69	6	* WAS 1	Touchdown
2	3:32	0:26	3:06	Punt	TEN 30	6	18	5	23	1	WAS 47	Punt
3	4:28	0:00	4:28	Kickoff	TEN 25	13	51	0	51	4	* WAS 24	Field Goal
4	15:00	13:11	1:49	Kickoff	TEN 25	4	19	0	19	1	TEN 44	Punt
5	11:33	10:15	1:18	Punt	TEN 49	3	2	5	7	0	WAS 44	Punt
6	4:57	14:55	5:02	Kickoff	TEN 25	10	60	0	60	3	* WAS 15	Field Goal
7	8:09	4:30	3:39	Kickoff	TEN 25	7	70	5	75	5	* WAS 2	Touchdown
8	1:17	0:14	1:03	Interception	TEN 28	3	7	0	7	0	TEN 35	Punt

(238) Average TEN 30

* inside opponent's 20

Time of Possession by Quarter		1st	2nd	3rd	4th	OT	Total
Visitor	Washington Redskins	5:22	10:32	6:56	10:13		33:03
Home	Tennessee Titans	9:38	4:28	8:04	4:47		26:57

Kickoff Drive No.-Start Average

Redskins: 4 - WAS 26

Titans: 5 - TEN 26

First Quarter

12/22/2018

Play By Play

TEN wins the coin toss and elects to defer. WAS elects to Receive, and TEN elects to defend the south goal.

R.Succop kicks 65 yards from TEN 35 to WAS 0. B.Marshall pushed ob at WAS 28 for 28 yards (K.Lewis).

Washington Redskins at 15:00, (1st play from scrimmage 14:54)

- 1-10-WAS 28 (14:54) (Shotgun) A.Peterson right tackle to WAS 32 for 4 yards (J.Brown, W.Woodyard).
 2-6-WAS 32 (14:15) J.Johnson pass incomplete deep middle to J.Doctson.
 3-6-WAS 32 (14:08) (Shotgun) J.Johnson pass deep left to J.Crowder ran ob at TEN 38 for 30 yards. P1
1-10-TEN 38 (13:34) (Shotgun) C.Thompson up the middle to TEN 37 for 1 yard (W.Woodyard, J.Brown).
 2-9-TEN 37 (12:51) (Shotgun) J.Johnson pass incomplete short right to B.Marshall.
 3-9-TEN 37 (12:48) (Shotgun) J.Johnson scrambles up the middle to TEN 32 for 5 yards (K.Correa).
 PENALTY on TEN-J.Casey, Defensive Offside, 5 yards, enforced at TEN 37 - No Play.
 3-4-TEN 32 (12:21) (Shotgun) J.Johnson pass incomplete short right to J.Sprinkle.
 4-4-TEN 32 (12:14) (Field Goal formation) D.Hopkins 50 yard field goal is GOOD, Center-A.East, Holder-T.Way.

WAS 3 TEN 0, 7 plays, 40 yards, 1 penalty, 2:51 drive, 2:51 elapsed

D.Hopkins kicks 65 yards from WAS 35 to TEN 0. D.Jennings to TEN 31 for 31 yards (H.Clinton-Dix).

Tennessee Titans at 12:09, (1st play from scrimmage 12:03)

- 1-10-TEN 31 (12:03) M.Mariota pass short middle to T.Taylor to TEN 46 for 15 yards (D.Swearinger). P1
1-10-TEN 46 (11:30) D.Henry right tackle to WAS 49 for 5 yards (M.Ioannidis, P.Smith).
 2-5-WAS 49 (10:47) D.Henry up the middle to WAS 42 for 7 yards (S.Hamilton). R2
1-10-WAS 42 (10:14) (Shotgun) M.Mariota pass short right to C.Davis to WAS 26 for 16 yards (H.Clinton-Dix, M.Foster). P3
1-10-WAS 26 (9:37) (Shotgun) M.Mariota pass incomplete short middle to A.Firkser (M.Foster).
 2-10-WAS 26 (9:34) (Shotgun) D.Lewis left guard to WAS 27 for -1 yards (P.McPhee).
 3-11-WAS 27 (8:56) (Shotgun) PENALTY on WAS-P.McPhee, Neutral Zone Infraction, 5 yards, enforced at WAS 27 - No Play.
 3-6-WAS 22 (8:30) (Shotgun) M.Mariota scrambles left end pushed ob at WAS 15 for 7 yards (M.Foster). R4
1-10-WAS 15 (7:49) (Shotgun) M.Mariota pass short middle to D.Henry to WAS 7 for 8 yards (J.Norman).
 2-2-WAS 7 (7:09) D.Henry left guard to WAS 2 for 5 yards (H.Clinton-Dix). R5
1-2-WAS 2 (6:26) Direct snap to D.Henry. D.Henry up the middle to WAS 1 for 1 yard (J.Allen).
 2-1-WAS 1 (5:41) D.Henry left end for 1 yard, TOUCHDOWN. R6
 R.Succop extra point is No Good, Wide Left, Center-B.Brinkley, Holder-B.Kern.

WAS 3 TEN 6, 11 plays, 69 yards, 1 penalty, 6:32 drive, 9:23 elapsed

R.Succop kicks 65 yards from TEN 35 to end zone, Touchback.

Washington Redskins at 5:37

- 1-10-WAS 25 (5:37) A.Peterson right guard to WAS 26 for 1 yard (J.Brown, H.Landry).
 Timeout #1 by WAS at 04:55.
 2-9-WAS 26 (4:55) (Shotgun) A.Peterson up the middle to WAS 34 for 8 yards (K.Byard, L.Sims). WAS-Z.Kerin was injured during the play. His return is Questionable.
 3-1-WAS 34 (4:28) A.Peterson left guard to WAS 34 for no gain (R.Evans; J.Brown).
 4-1-WAS 34 (3:41) (Run formation) PENALTY on WAS-T.Parris, False Start, 4 yards, enforced at WAS 34 - No Play.
 4-5-WAS 30 (3:38) (Punt formation) T.Way punts 50 yards to TEN 20, Center-A.East, fair catch by A.Jackson.
 PENALTY on WAS-A.East, Offensive Holding, 10 yards, enforced at TEN 20.

Tennessee Titans at 3:32

- 1-10-TEN 30 (3:32) (Shotgun) PENALTY on WAS-R.Kerrigan, Neutral Zone Infraction, 5 yards, enforced at TEN 30 - No Play.
 1-5-TEN 35 (3:32) (Shotgun) M.Mariota pass short left to D.Lewis to TEN 33 for -2 yards (S.Hamilton).
 2-7-TEN 33 (2:49) D.Lewis left guard to TEN 36 for 3 yards (T.Settle).
 3-4-TEN 36 (2:10) (Shotgun) M.Mariota pass short middle to T.Taylor to 50 for 14 yards (H.Clinton-Dix). P7
1-10-50 (1:39) (No Huddle) D.Henry right guard to WAS 48 for 2 yards (D.Payne, M.Foster).
 2-8-WAS 48 (1:18) (No Huddle) C.Davis left end to WAS 47 for 1 yard (G.Stroman).
 3-7-WAS 47 (:37) (Shotgun) M.Mariota pass incomplete short middle to C.Davis (D.Payne).
 4-7-WAS 47 (:33) (Punt formation) B.Kern punts 40 yards to WAS 7, Center-B.Brinkley, fair catch by J.Crowder.

Washington Redskins at 0:26

- 1-10-WAS 7 (:26) A.Peterson left guard to WAS 11 for 4 yards (A.Johnson, W.Woodyard).

Washington Redskins vs Tennessee Titans at Nissan Stadium

END OF QUARTER

	Score	Time Poss	First Downs				Efficiencies	
			R	P	X	T	3 Down	4 Down
Washington Redskins	3	5:22	0	1	0	1	1/3	0/0
Tennessee Titans	6	9:38	4	3	0	7	2/3	0/0

Second Quarter

12/22/2018

Play By Play

Washington Redskins continued.

- 2-6-WAS 11 (15:00) J.Johnson pass short left to A.Peterson to WAS 19 for 8 yards (M.Butler). P2
- 1-10-WAS 19 (15:00) PENALTY on WAS-K.Fuller, False Start, 5 yards, enforced at WAS 19 - No Play.
- 1-15-WAS 14 (14:14) J.Johnson sacked at WAS 2 for -12 yards (W.Woodyard).
- 2-27-WAS 2 (13:32) A.Peterson right guard to WAS 15 for 13 yards (J.Brown).
- 3-14-WAS 15 (12:50) (Shotgun) J.Johnson pass deep middle to J.Doctson to WAS 37 for 22 yards (K.Byard). P3
- 1-10-WAS 37 (12:13) A.Peterson right tackle to WAS 39 for 2 yards (D.Morgan).
- 2-8-WAS 39 (11:36) A.Peterson right tackle to WAS 47 for 8 yards (M.Butler). R4
- 1-10-WAS 47 (10:51) C.Thompson right tackle to WAS 49 for 2 yards (A.Jackson; D.Jones).
- 2-8-WAS 49 (10:07) (Shotgun) J.Johnson pass short left to J.Sprinkle to TEN 44 for 7 yards (J.Brown) [L.Sims].
- 3-1-TEN 44 (9:29) J.Johnson up the middle to TEN 43 for 1 yard (D.Jones; W.Woodyard). R5
- 1-10-TEN 43 (8:42) A.Peterson right tackle to TEN 38 for 5 yards (A.Jackson).
- 2-5-TEN 38 (8:05) A.Peterson up the middle to TEN 34 for 4 yards (W.Woodyard).
- 3-1-TEN 34 (7:20) (Shotgun) A.Peterson up the middle to TEN 27 for 7 yards (H.Landry; K.Byard). R6
- 1-10-TEN 27 (6:50) B.Marshall up the middle to TEN 25 for 2 yards (D.Kilgo; A.Johnson).
PENALTY on WAS-T.Williams, Offensive Holding, 10 yards, enforced at TEN 27 - No Play.
- 1-20-TEN 37 (6:29) (Shotgun) J.Johnson pass short left to J.Crowder pushed ob at TEN 26 for 11 yards (K.Byard).
- 2-9-TEN 26 (5:49) (Shotgun) J.Johnson pass short right to J.Sprinkle to TEN 11 for 15 yards (K.Vaccaro). P7
- 1-10-TEN 11 (5:12) A.Peterson up the middle to TEN 7 for 4 yards (M.Butler).
- 2-6-TEN 7 (4:34) J.Johnson pass short left to M.Floyd for 7 yards, TOUCHDOWN. P8
D.Hopkins extra point is GOOD, Center-A.East, Holder-T.Way.

WAS 10 TEN 6, 17 plays, 93 yards, 10:58 drive, 10:32 elapsed

D.Hopkins kicks 65 yards from WAS 35 to end zone, Touchback.

Tennessee Titans at 4:28

- 1-10-TEN 25 (4:28) D.Henry left end to TEN 31 for 6 yards (P.Smith).
- 2-4-TEN 31 (3:54) (Shotgun) M.Mariota sacked at TEN 24 for -7 yards (M.Foster).
- 3-11-TEN 24 (3:08) (Shotgun) M.Mariota pass short right to A.Firkser to TEN 36 for 12 yards (G.Stroman). P8
- 1-10-TEN 36 (2:35) (No Huddle) M.Mariota pass short right to D.Jennings ran ob at TEN 42 for 6 yards.
- 2-4-TEN 42 (2:01) M.Mariota pass incomplete short right [P.McPhee].

Two-Minute Warning

- 3-4-TEN 42 (1:57) (Shotgun) M.Mariota pass short right to D.Lewis pushed ob at WAS 40 for 18 yards (G.Stroman). P9
- 1-10-WAS 40 (1:49) (Shotgun) M.Mariota pass short middle to C.Davis to WAS 26 for 14 yards (H.Clinton-Dix, M.Foster). P10
- 1-10-WAS 26 (1:25) (No Huddle, Shotgun) M.Mariota pass short left to D.Jennings ran ob at WAS 17 for 9 yards (G.Stroman).
- 2-1-WAS 17 (1:20) D.Lewis right guard to WAS 14 for 3 yards (M.Foster; D.Payne). R11
- 1-10-WAS 14 (:55) (No Huddle, Shotgun) M.Mariota sacked at WAS 22 for -8 yards (J.Allen). TEN-M.Mariota was injured during the play. His return is Questionable.
Timeout #1 by TEN at 00:48.
- 2-18-WAS 22 (:48) D.Jennings left guard to WAS 20 for 2 yards (Z.Brown).
- 3-16-WAS 20 (:08) (Shotgun) B.Gabbert sacked at WAS 24 for -4 yards (R.Kerrigan).
Timeout #2 by TEN at 00:01.
- 4-20-WAS 24 (:01) (Field Goal formation) R.Succop 42 yard field goal is GOOD, Center-B.Brinkley, Holder-B.Kern.

WAS 10 TEN 9, 13 plays, 51 yards, 4:28 drive, 15:00 elapsed

END OF QUARTER	Score	Time Poss	First Downs				Efficiencies	
			R	P	X	T	3 Down	4 Down
Washington Redskins	10	10:32	3	4	0	7	3/3	0/0
Tennessee Titans	9	4:28	1	3	0	4	2/3	0/0

Third Quarter

12/22/2018

Play By Play

TEN elects to Receive, and WAS elects to defend the North goal.

D.Hopkins kicks 65 yards from WAS 35 to end zone, Touchback.

Tennessee Titans at 15:00

- 1-10-TEN 25 (15:00) B.Gabbert pass short middle to C.Davis to TEN 40 for 15 yards (J.Norman, H.Clinton-Dix). P12
- 1-10-TEN 40 (14:35) (No Huddle) D.Henry left guard to TEN 45 for 5 yards (J.Allen, P.Smith).
- 2-5-TEN 45 (14:03) D.Henry left guard to TEN 44 for -1 yards (D.Payne).
- 3-6-TEN 44 (13:28) (Shotgun) B.Gabbert pass incomplete short middle to C.Davis.
- 4-6-TEN 44 (13:22) (Punt formation) B.Kern punts 49 yards to WAS 7, Center-B.Brinkley, downed by TEN-K.Lewis.

Washington Redskins at 13:11

- 1-10-WAS 7 (13:11) A.Peterson left guard to WAS 8 for 1 yard (R.Evans).
- 2-9-WAS 8 (12:35) J.Johnson scrambles right end ran ob at WAS 10 for 2 yards (L.Sims).
- 3-7-WAS 10 (11:49) (Shotgun) J.Johnson pass incomplete deep left to J.Crowder.
- 4-7-WAS 10 (11:44) (Punt formation) T.Way punts 57 yards to TEN 33, Center-A.East. A.Jackson to TEN 49 for 16 yards (D.Everett).

Tennessee Titans at 11:33

- 1-10-TEN 49 (11:33) B.Gabbert pass incomplete short right.
- 2-10-TEN 49 (11:27) D.Henry right tackle to WAS 49 for 2 yards (J.Norman).
- 3-8-WAS 49 (10:50) (Shotgun) PENALTY on WAS-C.Brantley, Neutral Zone Infraction, 5 yards, enforced at WAS 49 - No Play.
- 3-3-WAS 44 (10:26) (Shotgun) B.Gabbert pass incomplete short middle to D.Lewis.
- 4-3-WAS 44 (10:22) (Punt formation) B.Kern punts 30 yards to WAS 14, Center-B.Brinkley, fair catch by J.Crowder.

Washington Redskins at 10:15

- 1-10-WAS 14 (10:15) A.Peterson up the middle to WAS 18 for 4 yards (R.Evans, J.Casey).
- 2-6-WAS 18 (9:33) J.Johnson pass short left to J.Doctson to WAS 17 for -1 yards (M.Butler).
Penalty on WAS-T.Williams, Illegal Block Above the Waist, declined.
- 3-7-WAS 17 (9:04) (Shotgun) J.Johnson pass short left to J.Doctson to WAS 26 for 9 yards (K.Byard). P9
- 1-10-WAS 26 (8:30) A.Peterson right guard to WAS 31 for 5 yards (J.Brown).
- 2-5-WAS 31 (7:53) J.Johnson pass incomplete short left [K.Correa].
PENALTY on TEN-K.Vaccaro, Defensive Holding, 5 yards, enforced at WAS 31 - No Play. X10
- 1-10-WAS 36 (7:49) A.Peterson right tackle to WAS 41 for 5 yards (W.Woodyard).
- 2-5-WAS 41 (7:10) J.Johnson pass deep left to J.Crowder to TEN 40 for 19 yards (L.Sims). P11
- 1-10-TEN 40 (6:28) (Shotgun) C.Thompson left guard to TEN 25 for 15 yards (J.Brown; K.Byard). R12
- 1-10-TEN 25 (5:51) (Shotgun) J.Johnson left end to TEN 22 for 3 yards (J.Brown).
- 2-7-TEN 22 (5:11) J.Johnson pass incomplete deep middle to M.Floyd (K.Byard).
- 3-7-TEN 22 (5:05) (Shotgun) J.Johnson pass incomplete short right to J.Crowder (A.Jackson).
- 4-7-TEN 22 (5:01) (Field Goal formation) D.Hopkins 40 yard field goal is GOOD, Center-A.East, Holder-T.Way.

WAS 13 TEN 9, 11 plays, 64 yards, 1 penalty, 5:18 drive, 10:03 elapsed

D.Hopkins kicks 65 yards from WAS 35 to end zone, Touchback.

Tennessee Titans at 4:57

- 1-10-TEN 25 (4:57) D.Henry left tackle to TEN 21 for -4 yards (D.Everett, R.Anderson).
- 2-14-TEN 21 (4:20) (Shotgun) B.Gabbert pass deep middle to M.Pruitt to TEN 48 for 27 yards (H.Clinton-Dix). P13
- 1-10-TEN 48 (3:41) D.Henry up the middle to WAS 40 for 12 yards (H.Clinton-Dix). R14
- 1-10-WAS 40 (3:12) (No Huddle) D.Henry up the middle to WAS 37 for 3 yards (S.Hamilton).
- 2-7-WAS 37 (2:33) (Shotgun) D.Henry up the middle to WAS 37 for no gain (P.Smith).
- 3-7-WAS 37 (1:55) (Shotgun) B.Gabbert pass short middle to D.Jennings to WAS 23 for 14 yards (Z.Brown). P15
- 1-10-WAS 23 (1:19) (No Huddle) D.Henry pass incomplete deep right to L.Stocker.
- 2-10-WAS 23 (1:14) (Shotgun) B.Gabbert pass short right to D.Lewis to WAS 19 for 4 yards (G.Stroman). WAS-M.Ioannidis was injured during the play. His return is Questionable.
- 3-6-WAS 19 (:38) (Shotgun) B.Gabbert pass short left to A.Firkser to WAS 15 for 4 yards (D.Swearinger).

END OF QUARTER

	Score	Time Poss	First Downs				Efficiencies	
			R	P	X	T	3 Down	4 Down
Washington Redskins	13	6:56	1	2	1	4	1/3	0/0
Tennessee Titans	9	8:04	1	3	0	4	1/4	0/0

Fourth Quarter

12/22/2018

Play By Play

Tennessee Titans continued.

4-2-WAS 15 (15:00) (Field Goal formation) R.Succop 33 yard field goal is GOOD, Center-B.Brinkley, Holder-B.Kern.

WAS 13 TEN 12, 10 plays, 60 yards, 5:02 drive, 0:05 elapsed

R.Succop kicks 65 yards from TEN 35 to end zone, Touchback.

Washington Redskins at 14:55

1-10-WAS 25 (14:55) A.Peterson right guard to WAS 30 for 5 yards (J.Casey, R.Evans).

2-5-WAS 30 (14:19) A.Peterson left guard to WAS 43 for 13 yards (K.Byard). R13

1-10-WAS 43 (13:48) A.Peterson right guard to WAS 48 for 5 yards (R.Evans; J.Casey).

2-5-WAS 48 (13:10) A.Peterson right tackle to TEN 48 for 4 yards (A.Jackson).

3-1-TEN 48 (12:24) (Shotgun) J.Johnson left end pushed ob at TEN 32 for 16 yards (K.Byard). R14

1-10-TEN 32 (11:45) A.Peterson right guard to TEN 26 for 6 yards (J.Casey; W.Woodyard).

2-4-TEN 26 (11:04) A.Peterson up the middle to TEN 27 for -1 yards (L.Sims).

Timeout #1 by WAS at 10:28.

Timeout #1 by TEN at 10:28.

3-5-TEN 27 (10:28) (Shotgun) J.Johnson pass short right to C.Thompson to TEN 19 for 8 yards (R.Evans; A.Jackson). P15

1-10-TEN 19 (9:46) A.Peterson right tackle to TEN 18 for 1 yard (D.Morgan).

2-9-TEN 18 (9:02) (Shotgun) J.Johnson pass incomplete short left to A.Peterson.

3-9-TEN 18 (8:56) (Shotgun) J.Johnson sacked at TEN 28 for -10 yards (H.Landry).

4-19-TEN 28 (8:14) (Field Goal formation) D.Hopkins 46 yard field goal is GOOD, Center-A.East, Holder-T.Way.

WAS 16 TEN 12, 12 plays, 47 yards, 6:46 drive, 6:51 elapsed

D.Hopkins kicks 65 yards from WAS 35 to end zone, Touchback.

Tennessee Titans at 8:09

1-10-TEN 25 (8:09) B.Gabbert pass deep right to T.Taylor pushed ob at WAS 40 for 35 yards (F.Moreau; J.Norman). P16

1-10-WAS 40 (7:37) D.Henry left tackle to WAS 37 for 3 yards (M.Foster).

2-7-WAS 37 (6:58) B.Gabbert pass incomplete deep right to M.Pruitt.

3-7-WAS 37 (6:53) (Shotgun) B.Gabbert pass incomplete short left to T.Taylor.

PENALTY on WAS-F.Moreau, Defensive Holding, 5 yards, enforced at WAS 37 - No Play. X17

1-10-WAS 32 (6:49) D.Henry left tackle to WAS 25 for 7 yards (D.Everett; J.Allen).

2-3-WAS 25 (6:03) D.Henry up the middle to WAS 20 for 5 yards (M.Foster). R18

1-10-WAS 20 (5:21) D.Henry right tackle to WAS 2 for 18 yards (H.Clinton-Dix). R191-2-WAS 2 (4:35) B.Gabbert pass short right to M.Pruitt for 2 yards, TOUCHDOWN. P20

R.Succop extra point is GOOD, Center-B.Brinkley, Holder-B.Kern.

WAS 16 TEN 19, 7 plays, 75 yards, 1 penalty, 3:39 drive, 10:30 elapsed

R.Succop kicks 65 yards from TEN 35 to end zone, Touchback.

Washington Redskins at 4:30

1-10-WAS 25 (4:30) A.Peterson up the middle to WAS 30 for 5 yards (D.Jones). TEN-J.Casey was injured during the play. His return is Questionable.

2-5-WAS 30 (4:11) A.Peterson right tackle to WAS 34 for 4 yards (W.Woodyard, K.Byard).

3-1-WAS 34 (3:40) A.Peterson up the middle to WAS 36 for 2 yards (K.Vaccaro; W.Woodyard). R16

1-10-WAS 36 (3:06) (Shotgun) J.Johnson pass short right to J.Crowder to WAS 49 for 13 yards (A.Jackson). P171-10-WAS 49 (2:31) (Shotgun) C.Thompson up the middle to TEN 49 for 2 yards (A.Johnson, D.Morgan).

Two-Minute Warning

2-8-TEN 49 (2:00) (Shotgun) J.Johnson pass short left to J.Crowder to TEN 44 for 5 yards (M.Butler).

3-3-TEN 44 (1:22) (Shotgun) J.Johnson pass deep left intended for J.Doctson INTERCEPTED by K.Byard at TEN 27. K.Byard to TEN 28 for 1 yard (J.Doctson).

Timeout #2 by TEN at 01:17.

Tennessee Titans at 1:17

1-10-TEN 28 (1:17) D.Henry left end to TEN 31 for 3 yards (J.Norman, M.Foster).

Timeout #2 by WAS at 01:11.

2-7-TEN 31 (1:11) D.Henry up the middle to TEN 30 for -1 yards (D.Everett).

Timeout #3 by WAS at 01:07.

3-8-TEN 30 (1:07) D.Henry up the middle to TEN 35 for 5 yards (S.Hamilton).

Washington Redskins vs Tennessee Titans at Nissan Stadium

Timeout #3 by TEN at 00:20.

4-3-TEN 35 (:20) (Punt formation) B.Kern punts 50 yards to WAS 15, Center-B.Brinkley, out of bounds.

Washington Redskins at 0:14

1-10-WAS 15 (:14) (Shotgun) J.Johnson pass incomplete deep right to M.Floyd (A.Jackson).

2-10-WAS 15 (:06) (Shotgun) J.Johnson pass deep left intended for J.Doctson INTERCEPTED by M.Butler at TEN 44. M.Butler for 56 yards, TOUCHDOWN.

WAS 16 TEN 25, 0 plays, 56 yards, 0:00 drive , 15:00 elapsed

END OF QUARTER	Score	Time Poss	First Downs				Efficiencies	
			R	P	X	T	3 Down	4 Down
Washington Redskins	16	10:13	3	2	0	5	3/5	0/0
Tennessee Titans	25	4:47	2	2	1	5	0/1	0/0

Miscellaneous Statistics Report

Washington Redskins vs Tennessee Titans
12/22/2018 at Nissan Stadium

Ten Longest Plays for Washington Redskins

Yards	Qtr	Play Start	Play Description
30	1	3-6-WAS 32	(14:08) (Shotgun) J.Johnson pass deep left to J.Crowder ran ob at TEN 38 for 30 yards.
22	2	3-14-WAS 15	(12:50) (Shotgun) J.Johnson pass deep middle to J.Doctson to WAS 37 for 22 yards (K.Byard).
19	3	2-5-WAS 41	(7:10) J.Johnson pass deep left to J.Crowder to TEN 40 for 19 yards (L.Sims).
16	4	3-1-TEN 48	(12:24) (Shotgun) J.Johnson left end pushed ob at TEN 32 for 16 yards (K.Byard).
15	2	2-9-TEN 26	(5:49) (Shotgun) J.Johnson pass short right to J.Sprinkle to TEN 11 for 15 yards (K.Vaccaro).
15	3	1-10-TEN 40	(6:28) (Shotgun) C.Thompson left guard to TEN 25 for 15 yards (J.Brown; K.Byard).
13	2	2-27-WAS 2	(13:32) A.Peterson right guard to WAS 15 for 13 yards (J.Brown).
13	4	2-5-WAS 30	(14:19) A.Peterson left guard to WAS 43 for 13 yards (K.Byard).
13	4	1-10-WAS 36	(3:06) (Shotgun) J.Johnson pass short right to J.Crowder to WAS 49 for 13 yards (A.Jackson).
11	2	1-20-TEN 37	(6:29) (Shotgun) J.Johnson pass short left to J.Crowder pushed ob at TEN 26 for 11 yards (K.Byard).

Ten Longest Plays for Tennessee Titans

Yards	Qtr	Play Start	Play Description
35	4	1-10-TEN 25	(8:09) B.Gabbert pass deep right to T.Taylor pushed ob at WAS 40 for 35 yards (F.Moreau; J.Norman).
27	3	2-14-TEN 21	(4:20) (Shotgun) B.Gabbert pass deep middle to M.Pruitt to TEN 48 for 27 yards (H.Clinton-Dix).
18	2	3-4-TEN 42	(1:57) (Shotgun) M.Mariota pass short right to D.Lewis pushed ob at WAS 40 for 18 yards (G.Stroman).
18	4	1-10-WAS 20	(5:21) D.Henry right tackle to WAS 2 for 18 yards (H.Clinton-Dix).
16	1	1-10-WAS 42	(10:14) (Shotgun) M.Mariota pass short right to C.Davis to WAS 26 for 16 yards (H.Clinton-Dix, M.Foster).
15	1	1-10-TEN 31	(12:03) M.Mariota pass short middle to T.Taylor to TEN 46 for 15 yards (D.Swearinger).
15	3	1-10-TEN 25	(15:00) B.Gabbert pass short middle to C.Davis to TEN 40 for 15 yards (J.Norman, H.Clinton-Dix).
14	1	3-4-TEN 36	(2:10) (Shotgun) M.Mariota pass short middle to T.Taylor to 50 for 14 yards (H.Clinton-Dix).
14	2	1-10-WAS 40	(1:49) (Shotgun) M.Mariota pass short middle to C.Davis to WAS 26 for 14 yards (H.Clinton-Dix, M.Foster).
14	3	3-7-WAS 37	(1:55) (Shotgun) B.Gabbert pass short middle to D.Jennings to WAS 23 for 14 yards (Z.Brown).

Touchdown Scoring Information

		Offense	Defense	Special Teams
VISITOR	Washington Redskins	1	0	0
HOME	Tennessee Titans	2	1	0

Player Scoring Information

Club	Player	TD	Rush TD	Rec TD	KO TD	Punt TD	Int TD	Fum TD	Misc TD	FG	XP	2Pt Rush	2Pt Rec	Sfty	Points
WAS	D.Hopkins	0	0	0	0	0	0	0	0	3	1	0	0	0	10
WAS	M.Floyd	0	0	1	0	0	0	0	0	0	0	0	0	0	6
TEN	R.Succop	0	0	0	0	0	0	0	0	2	1	0	0	0	7
TEN	D.Henry	0	1	0	0	0	0	0	0	0	0	0	0	0	6
TEN	M.Pruitt	0	0	1	0	0	0	0	0	0	0	0	0	0	6
TEN	M.Butler	0	0	0	0	0	1	0	0	0	0	0	0	0	6

Possession Detail

	First Half		Second Half		Game	
	Visitor	Home	Visitor	Home	Visitor	Home
Largest Lead	4	3	4	9	4	9
Drives Leading	0	1	3	1	3	2
Time of Possession Leading	0:00	3:06	13:42	1:03	13:42	4:09
Largest Deficit	-3	-4	-9	-4	-9	-4
Drives Trailing	2	2	2	4	4	6
Time of Possession Trailing	13:03	11:00	3:27	11:48	16:30	22:48
Times Score Tied Up		0		0		0
Lead Changes		3		1		4

Playtime Percentage

Percent of playtime per player on offense, defense and special teams

Washington Redskins							Tennessee Titans							
		Offense	Defense	Special Teams					Offense	Defense	Special Teams			
C Roullier	C	62	100%		4	17%	T Lewan	T	56	100%		4	17%	
M Moses	T	62	100%		4	17%	J Kline	G	56	100%		4	17%	
L Bowanko	C	62	100%		4	17%	D Kelly	T	56	100%		4	17%	
J Johnson	QB	62	100%				Q Spain	G	56	100%		4	17%	
T Williams	T	62	100%				B Jones	C	56	100%				
J Doctson	WR	55	89%				C Davis	WR	49	88%				
J Crowder	WR	54	87%		4	17%	T Taylor	WR	44	79%				
M Floyd	WR	53	85%		5	22%	L Stocker	TE	38	68%		13	57%	
J Sprinkle	TE	46	74%		10	43%	D Henry	RB	35	62%				
A Peterson	RB	39	63%				D Jennings	WR	29	52%		9	39%	
K Fuller	G	33	53%				B Gabbert	QB	29	52%				
Z Kerin	G	29	47%		4	17%	A Firkser	TE	28	50%		6	26%	
M Flanagan	TE	28	45%		10	43%	M Pruitt	TE	27	48%		6	26%	
C Thompson	RB	22	35%				M Mariota	QB	27	48%				
T Parris	T	6	10%				D Lewis	RB	22	39%				
B Marshall	RB	3	5%		9	39%	T Sharpe	WR	3	5%				
D Kidsy	WR	3	5%				C Batson	WR	3	5%				
R Anderson	LB	1	2%	17	30%	5	22%	C Levin	C	2	4%		4	17%
H Clinton-Dix	FS			56	100%	5	22%	A Jackson	CB		62	100%	4	17%
M Foster	LB			56	100%			K Byard	FS		62	100%	4	17%
J Norman	CB			56	100%			K Vaccaro	SS		62	100%		
D Swearinger	FS			56	100%			M Butler	CB		60	97%	2	9%
R Kerrigan	LB		42	75%	4	17%	D Morgan	LB		52	84%			
D Payne	NT		42	75%	4	17%	W Woodyard	LB		52	84%			
F Moreau	CB		42	75%			J Brown	LB		51	82%	4	17%	
J Allen	DE		40	71%	8	35%	L Sims	CB		49	79%	12	52%	
P Smith	LB		39	70%			J Casey	DT		42	68%			
G Stroman	CB		34	61%	13	57%	D Jones	DE		41	66%	4	17%	
S Hamilton	LB		32	57%	6	26%	H Landry	LB		40	65%	4	17%	
Z Brown	LB		24	43%			K Correa	LB		37	60%	15	65%	
M Ioannidis	DE		23	41%	8	35%	A Johnson	NT		24	39%	8	35%	
S McGee	DE		19	34%	1	4%	R Evans	LB		24	39%			
P McPhee	LB		14	25%			B Logan	NT		12	19%	4	17%	
D Everett	SS		12	21%	19	83%	D Kilgo	NT		5	8%	4	17%	
T Settle	NT		6	11%	11	48%	D Cruikshank	FS		2	3%	19	83%	
C Brantley	DE		6	11%	2	9%	K Lewis	FS		2	3%	16	70%	
J Harvey-Clemons	LB				19	83%	W Compton	LB		2	3%	15	65%	
J Chesson	WR				19	83%	D Bates	LB		1	2%	19	83%	
Z Vigil	LB				19	83%	B Trawick	FS				18	78%	
A Alexander	CB				15	65%	N Harris	LB				11	48%	
J Reaves	FS				15	65%	B Brinkley	LS				8	35%	
D Hopkins	K				9	39%	R Succop	K				8	35%	
A East	LS				6	26%	B Kern	P				8	35%	
T Way	P				6	26%	J Kalu	CB				7	30%	
H Miller	CB				5	22%								

National Football League Game Summary

NFL Copyright © 2018 by The National Football League. All rights reserved. This summary and play-by-play is for the express purpose of assisting media in their coverage of the game; any other use of this material is prohibited without the written permission of the National Football League. Updated: 1/2/2019

Date: Sunday, 12/30/2018

Philadelphia Eagles at Washington Redskins
at FedExField, Landover, MD

Start Time: 4:25 PM EST

Game Day Weather

Game Weather: Sunny
Played Outdoor on Turf: Grass

Temp: 46° F (7.8° C) Humidity: 62%, Wind: S 3 mph
Outdoor Weather: Sunny, Wind Chill: 45

Officials

Referee: Wrolstad, Craig (4) Umpire: King, Paul (121) Down Judge: Phillips, Jerod (6)
Line Judge: Johnson, Carl (101) Field Judge: Lamberth, Jeff (21) Side Judge: Coleman, James (95)
Back Judge: Helverson, Scott (93) Replay Official: Nemmers, Larry (0)

Lineups

Philadelphia Eagles

Offense		Defense	
QB	9 N.Foles	S	24 C.Graham
WR	13 N.Agholor	S	27 M.Jenkins
WR	17 A.Jeffery	CB	29 A.Maddox
WR	19 G.Tate	CB	32 R.Douglas
RB	28 W.Smallwood	OLB	34 C.LeBlanc
LG	61 S.Wisniewski	OLB	53 N.Bradham
C	62 J.Kelce	DE	55 B.Graham
RT	65 L.Johnson	MLB	58 J.Hicks
LT	71 J.Peters	DE	77 M.Bennett
RG	79 B.Brooks	DT	91 F.Cox
TE	86 Z.Ertz	DT	93 T.Jernigan

Washington Redskins

Offense		Defense	
QB	8 J.Johnson	SS	20 H.Clinton-Dix
WR	17 M.Floyd	FS	22 D.Everett
WR	18 J.Doctson	CB	24 J.Norman
RB	26 A.Peterson	CB	31 F.Moreau
RG	66 T.Bergstrom	DE	37 G.Stroman
LG	69 L.Bowanko	MLB	51 S.Hamilton
LT	71 T.Williams	MLB	54 M.Foster
C	73 C.Roullier	WLB	91 R.Kerrigan
RT	76 M.Moses	DE	93 J.Allen
WR	80 J.Crowder	SLB	94 P.Smith
TE	87 J.Sprinkle	NT	95 D.Payne

Substitutions

P 1 C.Johnston, K 4 J.Elliott, QB 7 N.Sudfeld, RB 33 J.Adams, S 36 De.Hall, S 37 T.Sullivan, RB 43 D.Sproles, LS 45 R.Lovato, LB 47 N.Gerry, CB 48 J.Hawkins, RB 49 B.Scott, LB 50 L.Reynolds, LB 54 K.Grugier-Hill, DE 56 C.Long, LB 59 B.Bello, G 67 C.Warmack, T 72 H.Vaitai, DE 74 Da.Hall, WR 80 J.Matthews, TE 82 R.Rodgers, TE 88 D.Goedert, DT 90 T.Hester, DT 94 H.Ngata

K 3 D.Hopkins, P 5 T.Way, WR 16 J.Chesson, RB 25 C.Thompson, RB 32 S.Perine, RB 34 B.Marshall, DB 36 A.Carter, CB 39 A.Alexander, LB 40 J.Harvey-Clemons, DB 45 J.Reaves, DB 48 H.Miller, LB 53 Z.Brown, LS 55 A.East, LB 56 Z.Vigil, LB 58 M.Smith, C 62 K.Fuller, WR 84 D.Kidsy, TE 88 M.Flanagan, DT 92 S.McGee, LB 96 P.McPhee, DL 97 T.Settle, DT 99 C.Brantley

Did Not Play

T/G 69 M.Pryor

Did Not Play

QB 6 M.Sanchez, T 61 T.Parris

Not Active

QB 11 C.Wentz, WR 14 M.Wallace, WR 18 S.Gibson, CB 22 S.Jones, LB 57 D.Alexander, G 73 I.Seumalo, DT 98 B.Hector

Not Active

LB 46 M.Flowers, LB 52 R.Anderson, G 67 Z.Kerin, T 79 T.Nsekhe, TE 82 J.Holtz, TE 85 V.Davis, DL 98 M.Ioannidis

Field Goals (made () & missed)

J.Elliott (33)

		1	2	3	4	OT	Total
VISITOR:	Philadelphia Eagles	3	7	7	7	0	24
HOME:	Washington Redskins	0	0	0	0	0	0

Scoring Plays

Team	Qtr	Time	Play Description (Extra Point) (Drive Info)	Visitor	Home
Eagles	1	0:22	J.Elliott 33 yd. Field Goal (11-64, 6:20)	3	0
Eagles	2	0:30	A.Jeffery 2 yd. pass from N.Foles (J.Elliott kick) (19-87,11:49)	10	0
Eagles	3	1:25	N.Agholor 6 yd. pass from N.Foles (J.Elliott kick) (13-68, 7:23)	17	0
Eagles	4	7:34	N.Agholor 22 yd. pass from N.Sudfeld (J.Elliott kick) (5-46, 3:06)	24	0

Paid Attendance: 63,188

Time: 2:38

Philadelphia Eagles vs Washington Redskins

12/30/2018 at FedExField

Final Team Statistics

	Visitor Eagles	Home Redskins
TOTAL FIRST DOWNS	25	8
By Rushing	10	1
By Passing	15	6
By Penalty	0	1
THIRD DOWN EFFICIENCY	8-14-57%	0-9-0%
FOURTH DOWN EFFICIENCY	1-1-100%	2-4-50%
TOTAL NET YARDS	360	89
Total Offensive Plays (inc. times thrown passing)	71	44
Average gain per offensive play	5.1	2.0
NET YARDS RUSHING	129	21
Total Rushing Plays	34	12
Average gain per rushing play	3.8	1.8
Tackles for a loss-number and yards	0-0	4-14
NET YARDS PASSING	231	68
Times thrown - yards lost attempting to pass	3-12	4-30
Gross yards passing	243	98
PASS ATTEMPTS-COMPLETIONS-HAD INTERCEPTED	34-29-1	28-13-1
Avg gain per pass play (inc.# thrown passing)	6.2	2.1
KICKOFFS Number-In End Zone-Touchbacks	5-2-2	1-1-1
PUNTS Number and Average	3-41.0	5-44.8
Had Blocked	0	0
FGs - PATs Had Blocked	0-0	0-0
Net Punting Average	34.3	44.4
TOTAL RETURN YARDAGE (Not Including Kickoffs)	-1	44
No. and Yards Punt Returns	1-2	2-20
No. and Yards Kickoff Returns	0-0	3-55
No. and Yards Interception Returns	1--3	1-24
PENALTIES Number and Yards	5-25	2-15
FUMBLES Number and Lost	1-0	1-0
TOUCHDOWNS	3	0
Rushing	0	0
Passing	3	0
EXTRA POINTS Made-Attempts	3-3	0-0
Kicking Made-Attempts	3-3	0-0
FIELD GOALS Made-Attempts	1-1	0-0
RED ZONE EFFICIENCY	2-3-67%	0-0-0%
GOAL TO GO EFFICIENCY	2-2-100%	0-0-0%
SAFETIES	0	0
FINAL SCORE	24	0
TIME OF POSSESSION	43:19	16:41

Philadelphia Eagles vs Washington Redskins
12/30/2018 at FedExField

Ball Possession And Drive Chart

Philadelphia Eagles

#	Time Recd	Time Lost	Time Poss	How Ball Obtained	Drive Began	# Play	Yds Gain	Yds Pen	Net Yds	1st Down	Last Scrm	How Given Up
1	14:44	10:48	3:56	Interception	PHI 30	7	47	0	47	2	WAS 23	Interception
2	9:22	7:38	1:44	Punt	PHI 16	3	2	0	2	0	PHI 18	Punt
3	6:42	0:22	6:20	Punt	PHI 21	11	64	0	64	4	* WAS 15	Field Goal
4	12:19	0:30	11:49	Punt	PHI 13	19	92	-5	87	8	* WAS 2	Touchdown
5	15:00	10:24	4:36	Kickoff	PHI 25	6	35	-5	30	2	WAS 45	Punt
6	8:48	1:25	7:23	Punt	PHI 32	13	68	0	68	5	* WAS 6	Touchdown
7	14:30	12:52	1:38	Punt	PHI 25	3	-2	0	-2	0	PHI 23	Punt
8	10:40	7:34	3:06	Downs	WAS 46	5	46	0	46	3	WAS 22	Touchdown
9	2:47	0:00	2:47	Downs	PHI 40	5	8	0	8	1	PHI 49	End of Game

(256) Average PHI 28

Washington Redskins

#	Time Recd	Time Lost	Time Poss	How Ball Obtained	Drive Began	# Play	Yds Gain	Yds Pen	Net Yds	1st Down	Last Scrm	How Given Up
1	15:00	14:44	0:16	Kickoff	WAS 23	1	0	0	0	0	WAS 23	Interception
2	10:48	9:22	1:26	Interception	WAS 31	3	7	-10	-3	0	WAS 28	Punt
3	7:38	6:42	0:56	Punt	WAS 46	3	-4	0	-4	0	WAS 42	Punt
4	0:22	12:19	3:03	Kickoff	WAS 24	5	21	0	21	1	WAS 45	Punt
5	0:30	0:00	0:30	Kickoff	WAS 25	4	6	5	11	1	WAS 39	End of Half
6	10:24	8:48	1:36	Punt	WAS 9	3	7	0	7	0	WAS 16	Punt
7	1:25	14:30	1:55	Kickoff	WAS 25	7	15	0	15	1	WAS 40	Punt
8	12:52	10:40	2:12	Punt	WAS 46	5	-5	5	0	1	PHI 43	Downs
9	7:34	2:47	4:47	Kickoff	WAS 18	13	42	0	42	4	PHI 32	Downs

(247) Average WAS 27

* inside opponent's 20

Time of Possession by Quarter

	1st	2nd	3rd	4th	OT	Total
Visitor Philadelphia Eagles	12:00	11:49	11:59	7:31		43:19
Home Washington Redskins	3:00	3:11	3:01	7:29		16:41

Kickoff Drive No.-Start Average

Eagles: 1 - PHI 25 Redskins: 5 - WAS 23

First Quarter

12/30/2018

Play By Play

WAS wins toss, elects to Receive, and PHI elects to defend the west goal.

J.Elliott kicks 59 yards from PHI 35 to WAS 6. B.Marshall to WAS 23 for 17 yards (K.Grugier-Hill).

Washington Redskins at 15:00, (1st play from scrimmage 14:54)

1-10-WAS 23 (14:54) J.Johnson pass deep right intended for J.Doctson INTERCEPTED by R.Douglas at PHI 33. R.Douglas ran ob at PHI 30 for -3 yards.

Philadelphia Eagles at 14:44

1-10-PHI 30 (14:44) W.Smallwood right guard to PHI 38 for 8 yards (S.Hamilton, J.Allen).

2-2-PHI 38 (14:08) (Shotgun) D.Sproles left guard to PHI 42 for 4 yards (J.Allen). R1

1-10-PHI 42 (14:08) (Shotgun) PENALTY on WAS-P.Smith, Neutral Zone Infraction, 5 yards, enforced at PHI 42 - No Play.

1-5-PHI 47 (13:13) (Shotgun) N.Foles pass incomplete short left to D.Sproles.

2-5-PHI 47 (13:09) (Shotgun) N.Foles pass short right to D.Goedert pushed ob at WAS 28 for 25 yards (S.Hamilton). P2

1-10-WAS 28 (12:33) (Shotgun) J.Adams right guard to WAS 24 for 4 yards (S.Hamilton; F.Moreau).

2-6-WAS 24 (11:54) (Shotgun) PENALTY on PHI-L.Johnson, False Start, 5 yards, enforced at WAS 24 - No Play.

2-11-WAS 29 (11:38) (Shotgun) N.Foles FUMBLES (Aborted) at WAS 29, and recovers at WAS 35. N.Foles pass short middle to G.Tate to WAS 23 for 6 yards (M.Foster).

3-5-WAS 23 (10:58) (Shotgun) N.Foles pass deep middle intended for Z.Ertz INTERCEPTED by D.Everett at WAS 7. D.Everett to WAS 31 for 24 yards (L.Johnson).

Washington Redskins at 10:48

1-10-WAS 31 (10:48) A.Peterson right end to WAS 40 for 9 yards (C.Graham; N.Bradham).

PENALTY on WAS-J.Sprinkle, Offensive Holding, 10 yards, enforced at WAS 31 - No Play.

1-20-WAS 21 (10:21) (Shotgun) J.Johnson pass short left to J.Crowder to WAS 28 for 7 yards (R.Douglas; J.Hicks).

2-13-WAS 28 (9:46) (Shotgun) J.Johnson pass incomplete deep right to M.Floyd [T.Jernigan].

3-13-WAS 28 (9:37) (Shotgun) J.Johnson pass incomplete short right to D.Kidsy.

4-13-WAS 28 (9:30) T.Way punts 56 yards to PHI 16, Center-A.East, fair catch by D.Sproles.

Philadelphia Eagles at 9:22

1-10-PHI 16 (9:22) J.Adams right tackle to PHI 21 for 5 yards (M.Foster; G.Stroman).

2-5-PHI 21 (8:40) (Shotgun) N.Foles sacked at PHI 18 for -3 yards (S.McGee).

3-8-PHI 18 (7:55) (Shotgun) N.Foles pass incomplete short left to G.Tate (F.Moreau).

4-8-PHI 18 (7:50) C.Johnston punts 45 yards to WAS 37, Center-R.Lovato. J.Crowder to WAS 46 for 9 yards (K.Grugier-Hill).

Washington Redskins at 7:38

1-10-WAS 46 (7:38) A.Peterson left guard to WAS 42 for -4 yards (B.Graham).

2-14-WAS 42 (7:00) (Shotgun) J.Johnson pass incomplete short left to J.Crowder (N.Bradham).

3-14-WAS 42 (6:55) (Shotgun) J.Johnson pass incomplete short left to C.Thompson.

4-14-WAS 42 (6:50) T.Way punts 39 yards to PHI 19, Center-A.East. D.Sproles to PHI 21 for 2 yards (A.Alexander).

Philadelphia Eagles at 6:42

1-10-PHI 21 (6:42) N.Foles pass short left to D.Sproles pushed ob at PHI 33 for 12 yards (S.Hamilton). P3

1-10-PHI 33 (6:09) W.Smallwood left tackle to PHI 46 for 13 yards (H.Clinton-Dix). R4

1-10-PHI 46 (5:32) (Shotgun) J.Adams left guard to PHI 47 for 1 yard (M.Foster, P.McPhee).

2-9-PHI 47 (4:52) (Shotgun) N.Foles pass short middle to N.Agholor to WAS 43 for 10 yards (Z.Brown). P5

1-10-WAS 43 (4:05) (Shotgun) N.Foles pass short right to D.Goedert pushed ob at WAS 40 for 3 yards (Z.Brown).

2-7-WAS 40 (3:22) (Shotgun) N.Foles pass short right to W.Smallwood to WAS 37 for 3 yards (D.Everett).

3-4-WAS 37 (2:38) (Shotgun) N.Foles pass deep right to A.Jeffery ran ob at WAS 21 for 16 yards. P6

1-10-WAS 21 (2:17) (No Huddle) D.Sproles up the middle to WAS 21 for no gain (Z.Brown).

2-10-WAS 21 (1:36) (Shotgun) N.Foles pass short left to D.Sproles pushed ob at WAS 21 for no gain (F.Moreau).

3-10-WAS 21 (:54) (Shotgun) N.Foles pass short right to G.Tate to WAS 15 for 6 yards (G.Stroman).

4-4-WAS 15 (:26) J.Elliott 33 yard field goal is GOOD, Center-R.Lovato, Holder-C.Johnston.

PHI 3 WAS 0, 11 plays, 64 yards, 6:20 drive, 14:38 elapsed

J.Elliott kicks 64 yards from PHI 35 to WAS 1. B.Marshall to WAS 24 for 23 yards (N.Gerry).

Washington Redskins at 0:22, (1st play from scrimmage 0:15)

1-10-WAS 24 (:15) A.Peterson up the middle to WAS 23 for -1 yards (F.Cox).

Philadelphia Eagles vs Washington Redskins at FedExField

END OF QUARTER

	Score	Time Poss	First Downs				Efficiencies	
			R	P	X	T	3 Down	4 Down
Philadelphia Eagles	3	12:00	2	4	0	6	1/4	0/0
Washington Redskins	0	3:00	0	0	0	0	0/2	0/0

Second Quarter

12/30/2018

Play By Play

Washington Redskins continued.

2-11-WAS 23	(15:00) (Shotgun) J.Johnson pass deep middle to J.Doctson to WAS 43 for 20 yards (R.Douglas).	P1
<u>1-10-WAS 43</u>	(14:25) A.Peterson left guard to WAS 44 for 1 yard (H.Ngata; R.Douglas).	
2-9-WAS 44	(13:47) J.Johnson scrambles up the middle to 50 for 6 yards (M.Jenkins).	
3-3-50	(13:00) (Shotgun) J.Johnson left end pushed ob at WAS 45 for -5 yards (R.Douglas).	
4-8-WAS 45	(12:26) T.Way punts 42 yards to PHI 13, Center-A.East, fair catch by D.Sproles.	

Philadelphia Eagles at 12:19

1-10-PHI 13	(12:19) (Shotgun) W.Smallwood up the middle to PHI 22 for 9 yards (D.Everett, H.Clinton-Dix).	
2-1-PHI 22	(11:44) (Shotgun) W.Smallwood up the middle to PHI 26 for 4 yards (D.Payne, D.Everett).	R7
<u>1-10-PHI 26</u>	(11:07) (Shotgun) N.Foles pass short middle to A.Jeffery to PHI 34 for 8 yards (J.Norman).	
2-2-PHI 34	(10:25) (Shotgun) D.Sproles left end to PHI 34 for no gain (P.Smith).	
3-2-PHI 34	(9:47) D.Sproles left end to PHI 38 for 4 yards (G.Stroman).	R8
<u>1-10-PHI 38</u>	(9:05) (Shotgun) N.Foles pass short middle to A.Jeffery to WAS 48 for 14 yards (J.Norman) [P.McPhee].	P9
<u>1-10-WAS 48</u>	(8:22) N.Foles pass short middle to D.Goedert to WAS 49 for -1 yards (P.McPhee) [R.Kerrigan].	
2-11-WAS 49	(7:37) (Shotgun) N.Foles pass short right to J.Adams pushed ob at WAS 40 for 9 yards (D.Everett).	
3-2-WAS 40	(6:55) (Shotgun) N.Foles pass short middle to N.Agholor to WAS 35 for 5 yards (M.Foster).	P10
<u>1-10-WAS 35</u>	(6:11) (Shotgun) N.Foles sacked at WAS 40 for -5 yards (S.Hamilton).	
2-15-WAS 40	(5:28) (Shotgun) N.Foles pass short middle to W.Smallwood to WAS 33 for 7 yards (S.Hamilton; J.Norman).	
3-8-WAS 33	(4:40) (Shotgun) N.Foles pass short middle to W.Smallwood to WAS 24 for 9 yards (D.Everett, F.Moreau).	P11
<u>1-10-WAS 24</u>	(3:55) (Shotgun) D.Sproles left tackle to WAS 19 for 5 yards (M.Foster).	
2-5-WAS 19	(3:15) (Shotgun) D.Sproles right tackle to WAS 19 for no gain (Z.Brown).	
3-5-WAS 19	(2:31) (Shotgun) N.Foles pass short middle to Z.Ertz to WAS 15 for 4 yards (Z.Brown).	

Two-Minute Warning

4-1-WAS 15	(2:00) N.Foles up the middle to WAS 13 for 2 yards (J.Allen). 9 - QB Sneak	R12
<u>1-10-WAS 13</u>	(1:25) PENALTY on PHI-S.Wisniewski, False Start, 5 yards, enforced at WAS 13 - No Play. Timeout #1 by PHI at 01:25. Time out in lieu of 10-second runoff	
1-15-WAS 18	(1:25) (Shotgun) D.Sproles left end to WAS 7 for 11 yards (D.Payne).	
2-4-WAS 7	(:43) N.Foles pass short middle to W.Smallwood to WAS 2 for 5 yards (G.Stroman, Z.Brown). Shovel pass Timeout #2 by PHI at 00:36.	P13
<u>1-2-WAS 2</u>	(:36) N.Foles pass short right to A.Jeffery for 2 yards, TOUCHDOWN. J.Elliott extra point is GOOD, Center-R.Lovato, Holder-C.Johnston.	P14

PHI 10 WAS 0, 19 plays, 87 yards, 11:49 drive, 14:30 elapsed

J.Elliott kicks 65 yards from PHI 35 to end zone, Touchback.

Washington Redskins at 0:30

1-10-WAS 25	(:30) (Shotgun) J.Johnson sacked at WAS 16 for -9 yards (B.Graham). FUMBLES (B.Graham), touched at WAS 25, ball out of bounds at WAS 20. The Replay Official reviewed the fumble ruling, and the play was REVERSED.	
2-10-WAS 25	(:27) (Shotgun) C.Thompson right guard to WAS 34 for 9 yards (C.LeBlanc). Timeout #1 by WAS at 00:20.	
3-1-WAS 34	(:20) (Shotgun) PENALTY on PHI-B.Graham, Neutral Zone Infraction, 5 yards, enforced at WAS 34 - No Play.	X2
<u>1-10-WAS 39</u>	(:20) (Shotgun) J.Johnson pass incomplete short left to C.Thompson.	
2-10-WAS 39	(:16) (Shotgun) J.Johnson pass short right to C.Thompson to WAS 36 for -3 yards (M.Bennett).	

END OF QUARTER

	Score	Time Poss	First Downs				Efficiencies	
			R	P	X	T	3 Down	4 Down
Philadelphia Eagles	10	11:49	3	5	0	8	3/4	1/1
Washington Redskins	0	3:11	0	1	1	2	0/1	0/0

Third Quarter

12/30/2018

Play By Play

PHI elects to Receive, and WAS elects to defend the East goal.

D.Hopkins kicks 65 yards from WAS 35 to end zone, Touchback.

Philadelphia Eagles at 15:00

1-10-PHI 25	(15:00) J.Adams left guard to PHI 31 for 6 yards (H.Clinton-Dix, P.Smith).	
2-4-PHI 31	(14:19) J.Adams up the middle to PHI 38 for 7 yards (F.Moreau).	R15
1-10-PHI 38	(13:39) (Shotgun) N.Foles pass short left to J.Adams to WAS 49 for 13 yards (M.Foster, D.Everett).	P16
1-10-WAS 49	(12:57) W.Smallwood right guard to WAS 46 for 3 yards (Z.Brown).	
2-7-WAS 46	(12:14) (Shotgun) N.Foles pass short middle to Z.Ertz to WAS 42 for 4 yards (H.Clinton-Dix) [S.Hamilton].	
3-3-WAS 42	(11:31) (Shotgun) W.Smallwood right end to WAS 40 for 2 yards (D.Payne, Z.Brown).	
4-1-WAS 40	(10:44) (Shotgun) PENALTY on PHI, Delay of Game, 5 yards, enforced at WAS 40 - No Play.	
4-6-WAS 45	(10:31) C.Johnston punts 36 yards to WAS 9, Center-R.Lovato, fair catch by J.Crowder.	

Washington Redskins at 10:24

1-10-WAS 9	(10:24) A.Peterson right guard to WAS 13 for 4 yards (M.Jenkins).	
2-6-WAS 13	(9:49) J.Johnson scrambles right end to WAS 16 for 3 yards (C.Graham).	
3-3-WAS 16	(9:06) (Shotgun) J.Johnson pass incomplete short left to J.Crowder (N.Bradham) [M.Bennett]. Penalty on WAS-T.Williams, Offensive Holding, declined.	
4-3-WAS 16	(9:00) T.Way punts 52 yards to PHI 32, Center-A.East, downed by WAS-Z.Vigil.	

Philadelphia Eagles at 8:48

1-10-PHI 32	(8:48) (Shotgun) N.Foles pass short middle to Z.Ertz to PHI 39 for 7 yards (M.Foster).	
2-3-PHI 39	(8:07) J.Adams up the middle to PHI 39 for no gain (Z.Brown).	
3-3-PHI 39	(7:28) (Shotgun) N.Foles pass short right to G.Tate pushed ob at WAS 47 for 14 yards (Z.Brown).	P17
1-10-WAS 47	(6:51) (Shotgun) N.Foles pass short middle to N.Agholor pushed ob at 50 for -3 yards (Z.Brown). Shovel pass	
2-13-50	(6:09) H.Vaitai reported in as eligible. N.Foles pass short middle to A.Jeffery to WAS 31 for 19 yards (J.Norman).	P18
1-10-WAS 31	(5:26) (No Huddle, Shotgun) J.Adams left end to WAS 31 for no gain (C.Brantley).	
2-10-WAS 31	(4:49) N.Foles pass short left to J.Adams to WAS 20 for 11 yards (H.Clinton-Dix).	P19
1-10-WAS 20	(4:04) (Shotgun) N.Foles pass short middle to G.Tate to WAS 13 for 7 yards (D.Payne, J.Allen).	
2-3-WAS 13	(3:25) (Shotgun) W.Smallwood right guard to WAS 11 for 2 yards (S.McGee).	
3-1-WAS 11	(2:47) N.Foles up the middle to WAS 9 for 2 yards (J.Allen).	R20
1-9-WAS 9	(2:03) J.Adams left tackle to WAS 6 for 3 yards (D.Everett). WAS-D.Everett was injured during the play.	
2-6-WAS 6	(1:33) (Shotgun) N.Foles pass incomplete short right to N.Agholor.	
3-6-WAS 6	(1:28) (Shotgun) N.Foles pass incomplete short right to N.Agholor. Philadelphia challenged the incomplete pass ruling, and the play was REVERSED. (Shotgun) N.Foles pass short right to N.Agholor for 6 yards, TOUCHDOWN. J.Elliott extra point is GOOD, Center-R.Lovato, Holder-C.Johnston.	P21

PHI 17 WAS 0, 13 plays, 68 yards, 7:23 drive, 13:35 elapsed

J.Elliott kicks 65 yards from PHI 35 to end zone, Touchback.

Washington Redskins at 1:25

1-10-WAS 25	(1:25) (Shotgun) J.Johnson pass short left to M.Floyd to WAS 32 for 7 yards (R.Douglas).	
2-3-WAS 32	(:55) C.Thompson up the middle to WAS 33 for 1 yard (N.Bradham). WAS-T.Bergstrom was injured during the play. His return is Questionable. 66 - Has a knee injury	
3-2-WAS 33	(:17) (Shotgun) J.Johnson pass incomplete short right [T.Hester].	
4-2-WAS 33	(:11) (Punt formation) T.Way pass short left to J.Chesson to WAS 40 for 7 yards (A.Maddox).	P3

END OF QUARTER

	Score	Time Poss	First Downs				Efficiencies	
			R	P	X	T	3 Down	4 Down
Philadelphia Eagles	17	11:59	2	5	0	7	3/4	0/0
Washington Redskins	0	3:01	0	1	0	1	0/2	1/1

Fourth Quarter

12/30/2018

Play By Play

Washington Redskins continued.

- 1-10-WAS 40 (15:00) (Shotgun) J.Johnson pass incomplete deep right to J.Crowder (C.Graham).
 2-10-WAS 40 (14:50) (Shotgun) J.Johnson pass incomplete deep middle to J.Doctson (M.Jenkins).
 3-10-WAS 40 (14:45) (Shotgun) J.Johnson pass incomplete short middle to J.Crowder.
 4-10-WAS 40 (14:41) T.Way punts 35 yards to PHI 25, Center-A.East, downed by WAS-A.East.

Philadelphia Eagles at 14:30

- 1-10-PHI 25 (14:30) W.Smallwood right guard to PHI 27 for 2 yards (P.McPhee).
 2-8-PHI 27 (13:51) (Shotgun) N.Foles sacked at PHI 23 for -4 yards (R.Kerrigan).
 3-12-PHI 23 (13:06) (Shotgun) N.Foles pass incomplete short left to G.Tate (P.McPhee).
 4-12-PHI 23 (13:02) C.Johnston punts 42 yards to WAS 35, Center-R.Lovato. J.Crowder to WAS 46 for 11 yards (L.Reynolds).

Washington Redskins at 12:52

- 1-10-WAS 46 (12:52) (Shotgun) J.Johnson pass short middle to J.Doctson to PHI 41 for 13 yards (A.Maddox) [B.Graham]. P4
1-10-PHI 41 (12:30) (No Huddle, Shotgun) J.Johnson sacked at PHI 45 for -4 yards (T.Hester).
 PENALTY on PHI-M.Bennett, Defensive Offside, 5 yards, enforced at PHI 41 - No Play.
 1-5-PHI 36 (12:30) J.Johnson pass incomplete short right to C.Thompson.
 2-5-PHI 36 (11:52) (Shotgun) J.Johnson pass short right to C.Thompson to PHI 33 for 3 yards (N.Bradham).
 3-2-PHI 33 (11:29) (Shotgun) J.Johnson sacked at PHI 43 for -10 yards (M.Bennett).
 4-12-PHI 43 (10:46) (Shotgun) J.Johnson sacked at WAS 46 for -11 yards (F.Cox). FUMBLES (F.Cox) [F.Cox], recovered by WAS-K.Fuller at WAS 46. K.Fuller to WAS 46 for no gain (M.Bennett).

Philadelphia Eagles at 10:40

- 1-10-WAS 46 (10:40) (Shotgun) J.Adams up the middle to WAS 40 for 6 yards (J.Allen, H.Clinton-Dix).
 2-4-WAS 40 (9:56) (Shotgun) J.Adams right end to WAS 35 for 5 yards (G.Stroman). R22
1-10-WAS 35 (9:11) (Shotgun) J.Adams right end to WAS 22 for 13 yards (D.Payne). R23
1-10-WAS 22 (8:24) (Shotgun) W.Smallwood right end to WAS 22 for no gain (D.Everett; J.Norman).
 2-10-WAS 22 (7:41) (Shotgun) N.Sudfeld pass short left to N.Agholor for 22 yards, TOUCHDOWN. P24
 J.Elliott extra point is GOOD, Center-R.Lovato, Holder-C.Johnston.

PHI 24 WAS 0, 5 plays, 46 yards, 3:06 drive, 7:26 elapsed

J.Elliott kicks 62 yards from PHI 35 to WAS 3. B.Marshall to WAS 18 for 15 yards (T.Sullivan; L.Reynolds).

Washington Redskins at 7:34, (1st play from scrimmage 7:27)

- 1-10-WAS 18 (7:27) (Shotgun) S.Perine right guard to WAS 23 for 5 yards (C.LeBlanc).
 2-5-WAS 23 (6:55) (Shotgun) S.Perine up the middle to WAS 29 for 6 yards (M.Jenkins). R5
1-10-WAS 29 (6:20) (Shotgun) J.Johnson pass short middle to M.Flanagan to WAS 43 for 14 yards (M.Jenkins). P6
1-10-WAS 43 (5:45) (Shotgun) S.Perine up the middle to WAS 39 for -4 yards (B.Graham).
 2-14-WAS 39 (5:11) (Shotgun) J.Johnson sacked at WAS 38 for -1 yards (F.Cox).
 3-15-WAS 38 (4:25) (Shotgun) J.Johnson pass short middle to C.Thompson to WAS 45 for 7 yards (N.Bradham; T.Sullivan).
 4-8-WAS 45 (3:43) (Shotgun) J.Johnson pass short right to D.Kidsy pushed ob at PHI 47 for 8 yards (A.Maddox). P7
1-10-PHI 47 (3:37) (Shotgun) J.Johnson pass short left to M.Floyd pushed ob at PHI 39 for 8 yards (R.Douglas).
 2-2-PHI 39 (3:31) (Shotgun) J.Johnson pass short left to C.Thompson pushed ob at PHI 36 for 3 yards (C.LeBlanc). P8
1-10-PHI 36 (3:25) (Shotgun) J.Johnson pass short middle to C.Thompson to PHI 32 for 4 yards (N.Bradham).
 2-6-PHI 32 (3:03) (No Huddle, Shotgun) J.Johnson pass incomplete short middle to J.Crowder.
 3-6-PHI 32 (2:58) (Shotgun) J.Johnson pass incomplete short right to J.Crowder.
 4-6-PHI 32 (2:53) (Shotgun) J.Johnson sacked at PHI 40 for -8 yards (F.Cox).

Philadelphia Eagles at 2:47

- 1-10-PHI 40 (2:47) (Shotgun) W.Smallwood right tackle to PHI 44 for 4 yards (T.Settle, M.Foster).
 2-6-PHI 44 (2:01) (Shotgun) W.Smallwood right guard to PHI 48 for 4 yards (T.Settle; D.Everett).

Two-Minute Warning

- 3-2-PHI 48 (1:57) (Shotgun) W.Smallwood left guard to 50 for 2 yards (S.Hamilton). R25
1-10-50 (1:10) N.Sudfeld kneels to PHI 49 for -1 yards.
 2-11-PHI 49 (:36) N.Sudfeld kneels to PHI 48 for -1 yards.

Philadelphia Eagles vs Washington Redskins at FedExField

END OF QUARTER

	Score	Time Poss	First Downs				Efficiencies	
			R	P	X	T	3 Down	4 Down
Philadelphia Eagles	24	7:31	3	1	0	4	1/2	0/0
Washington Redskins	0	7:29	1	4	0	5	0/4	1/3

Miscellaneous Statistics Report

Philadelphia Eagles vs Washington Redskins
12/30/2018 at FedExField

Ten Longest Plays for Philadelphia Eagles

Yards	Qtr	Play Start	Play Description
25	1	2-5-PHI 47	(13:09) (Shotgun) N.Foles pass short right to D.Goedert pushed ob at WAS 28 for 25 yards (S.Hamilton).
22	4	2-10-WAS 22	(7:41) (Shotgun) N.Sudfeld pass short left to N.Agholor for 22 yards, TOUCHDOWN.
19	3	2-13-50	(6:09) H.Vaitai reported in as eligible. N.Foles pass short middle to A.Jeffery to WAS 31 for 19 yards (J.Norman).
16	1	3-4-WAS 37	(2:38) (Shotgun) N.Foles pass deep right to A.Jeffery ran ob at WAS 21 for 16 yards.
14	2	1-10-PHI 38	(9:05) (Shotgun) N.Foles pass short middle to A.Jeffery to WAS 48 for 14 yards (J.Norman) [P.McPhee].
14	3	3-3-PHI 39	(7:28) (Shotgun) N.Foles pass short right to G.Tate pushed ob at WAS 47 for 14 yards (Z.Brown).
13	1	1-10-PHI 33	(6:09) W.Smallwood left tackle to PHI 46 for 13 yards (H.Clinton-Dix).
13	3	1-10-PHI 38	(13:39) (Shotgun) N.Foles pass short left to J.Adams to WAS 49 for 13 yards (M.Foster, D.Everett).
13	4	1-10-WAS 35	(9:11) (Shotgun) J.Adams right end to WAS 22 for 13 yards (D.Payne).
12	1	1-10-PHI 21	(6:42) N.Foles pass short left to D.Sproles pushed ob at PHI 33 for 12 yards (S.Hamilton).

Ten Longest Plays for Washington Redskins

Yards	Qtr	Play Start	Play Description
20	2	2-11-WAS 23	(15:00) (Shotgun) J.Johnson pass deep middle to J.Doctson to WAS 43 for 20 yards (R.Douglas).
14	4	1-10-WAS 29	(6:20) (Shotgun) J.Johnson pass short middle to M.Flanagan to WAS 43 for 14 yards (M.Jenkins).
13	4	1-10-WAS 46	(12:52) (Shotgun) J.Johnson pass short middle to J.Doctson to PHI 41 for 13 yards (A.Maddox) [B.Graham].
9	2	2-10-WAS 25	(:27) (Shotgun) C.Thompson right guard to WAS 34 for 9 yards (C.LeBlanc).
8	4	1-10-PHI 47	(3:37) (Shotgun) J.Johnson pass short left to M.Floyd pushed ob at PHI 39 for 8 yards (R.Douglas).
8	4	4-8-WAS 45	(3:43) (Shotgun) J.Johnson pass short right to D.Kidsy pushed ob at PHI 47 for 8 yards (A.Maddox).
7	1	1-20-WAS 21	(10:21) (Shotgun) J.Johnson pass short left to J.Crowder to WAS 28 for 7 yards (R.Douglas; J.Hicks).
7	3	1-10-WAS 25	(1:25) (Shotgun) J.Johnson pass short left to M.Floyd to WAS 32 for 7 yards (R.Douglas).
7	3	4-2-WAS 33	(:11) (Punt formation) T.Way pass short left to J.Chesson to WAS 40 for 7 yards (A.Maddox).
7	4	3-15-WAS 38	(4:25) (Shotgun) J.Johnson pass short middle to C.Thompson to WAS 45 for 7 yards (N.Bradham; T.Sullivan).

Touchdown Scoring Information

		Offense	Defense	Special Teams
VISITOR	Philadelphia Eagles	3	0	0
HOME	Washington Redskins	0	0	0

Player Scoring Information

Club	Player	TD	Rush TD	Rec TD	KO TD	Punt TD	Int TD	Fum TD	Misc TD	FG	XP	2Pt Rush	2Pt Rec	Sfty	Points
PHI	N.Agholor	0	0	2	0	0	0	0	0	0	0	0	0	0	12
PHI	A.Jeffery	0	0	1	0	0	0	0	0	0	0	0	0	0	6
PHI	J.Elliott	0	0	0	0	0	0	0	0	1	3	0	0	0	6

Possession Detail

	First Half		Second Half		Game	
	Visitor	Home	Visitor	Home	Visitor	Home
Largest Lead	10	0	24	0	24	0
Drives Leading	1	0	5	0	6	0
Time of Possession Leading	11:49	0:00	19:30	0:00	31:19	0:00
Largest Deficit	0	-10	0	-24	0	-24
Drives Trailing	0	2	0	4	0	6
Time of Possession Trailing	0:00	3:33	0:00	10:30	0:00	14:03
Times Score Tied Up		0		0		0
Lead Changes		1		0		1

Playtime Percentage

Percent of playtime per player on offense, defense and special teams

Philadelphia Eagles					Washington Redskins							
		Offense	Defense	Special Teams			Offense	Defense	Special Teams			
S Wisniewski	G	71	100%	4	21%	J Johnson	QB	45	100%			
B Brooks	G	71	100%	4	21%	T Williams	T	45	100%			
L Johnson	T	71	100%	4	21%	M Moses	T	45	100%			
J Kelce	C	66	93%			L Bowanko	C	45	100%			
J Peters	T	66	93%			C Roullier	C	45	100%			
N Agholor	WR	64	90%			J Crowder	WR	42	93%			
N Foles	QB	61	86%			J Doctson	WR	41	91%			
A Jeffery	WR	57	80%			M Floyd	WR	38	84%			
Z Ertz	TE	53	75%			J Sprinkle	TE	36	80%			
D Goedert	TE	43	61%	8	42%	C Thompson	RB	30	67%			
G Tate	WR	40	56%			K Fuller	G	23	51%			
D Sproles	RB	27	38%	6	32%	T Bergstrom	G	22	49%			
W Smallwood	RB	26	37%	9	47%	M Flanagan	TE	11	24%			
J Matthews	WR	20	28%			D Kidsy	WR	10	22%			
J Adams	RB	18	25%			A Peterson	RB	10	22%			
N Sudfeld	QB	10	14%			S Perine	RB	5	11%			
H Vaitai	T	7	10%	4	21%	J Chesson	WR	1	2%			
R Rodgers	TE	5	7%	5	26%	B Marshall	RB	1	2%			
C Warmack	G	5	7%	4	21%	H Clinton-Dix	FS		71	100%		
A Maddox	CB		45	100%	6	32%	F Moreau	CB		71	100%	
M Jenkins	SS		45	100%	5	26%	J Norman	CB		71	100%	
C Graham	FS		45	100%			D Everett	SS		69	97%	
N Bradham	LB		45	100%			M Foster	LB		69	97%	
R Douglas	CB		45	100%			R Kerrigan	LB		58	82%	
C LeBlanc	CB		42	93%	11	58%	D Payne	NT		57	80%	
M Bennett	DE		41	91%			J Allen	DE		56	79%	
B Graham	DE		35	78%	2	11%	P Smith	LB		54	76%	
C Long	DE		34	76%			G Stroman	CB		50	70%	
F Cox	DT		32	71%			Z Brown	LB		38	54%	
T Sullivan	SS		26	58%	15	79%	S Hamilton	LB		32	45%	
J Hicks	LB		21	47%			P McPhee	LB		24	34%	
H Ngata	DT		14	31%			T Settle	NT		21	30%	
T Hester	DT		12	27%	4	21%	C Brantley	DE		15	21%	
T Jernigan	DT		9	20%			S McGee	DE		14	20%	
D Hall	DE		3	7%	8	42%	M Smith	DE		6	8%	
K Grugier-Hill	LB		1	2%	15	79%	Z Vigil	LB		2	3%	
N Gerry	LB				15	79%	J Reaves	FS		2	3%	
L Reynolds	LB				15	79%	A Alexander	CB		1	1%	
B Bello	LB				15	79%	J Harvey-Clemons	LB			19	100%
D Hall	CB				13	68%	A Carter	CB			13	68%
J Elliott	K				9	47%	H Miller	CB			7	37%
J Hawkins	CB				9	47%	A East	LS			6	32%
R Lovato	LS				7	37%	T Way	P			6	32%
C Johnston	P				7	37%	D Hopkins	K			1	5%
B Scott	RB				5	26%						

2018 NFL STATISTICS

WEEK 17 / THROUGH SUNDAY, DECEMBER 30, 2018

OFFENSE	Ind.	Hou.	Sea.	Dal.	LA-C	Balt.	Phil.	Chi.
GAMES (Won-Lost)	10-6	11-5	10-6	10-6	12-4	10-6	9-7	12-4
FIRST DOWNS	371	333	329	322	338	367	346	331
Rushing	96	94	133	113	100	153	94	108
Passing	237	202	156	184	213	184	221	177
Penalty	38	37	40	25	25	30	31	46
YDS GAINED (tot)	6179	5802	5653	5501	5962	5999	5845	5502
Avg per Game	386.2	362.6	353.3	343.8	372.6	374.9	365.3	343.9
RUSHING (net)	1718	2021	2560	1963	1873	2441	1570	1938
Avg per Game	107.4	126.3	160.0	122.7	117.1	152.6	98.1	121.1
Rushes	408	472	534	439	399	547	398	468
Yards per Rush	4.2	4.3	4.8	4.5	4.7	4.5	3.9	4.1
PASSING (net)	4461	3781	3093	3538	4089	3558	4275	3564
Avg per Game	278.8	236.3	193.3	221.1	255.6	222.4	267.2	222.8
Passes Att.	644	506	427	527	512	556	599	512
Completed	432	345	280	356	348	334	422	344
Pct Completed	67.1	68.2	65.6	67.6	68.0	60.1	70.5	67.2
Yards Gained	4595	4165	3448	3885	4316	3708	4524	3747
Sacked	18	62	51	56	34	32	40	33
Yards Lost	134	384	355	347	227	150	249	183
Had intercepted	15	9	7	8	12	9	11	14
Yards Opp Ret	148	24	135	77	87	39	153	189
Opp TDs on Int	2	0	2	0	1	0	0	1
PUNTS	57	74	79	60	62	61	61	63
Avg Yards	46.1	43.7	47.6	44.5	42.6	46.6	48.1	44.3
PUNT RETURNS	24	38	25	21	34	35	33	33
Avg Return	9.0	8.6	5.7	5.7	10.5	11.5	6.5	12.5
Returned for TD	0	0	0	0	1	1	0	0
KICKOFF RETURNS	17	20	29	13	28	32	33	23
Avg Return	19.8	24.4	23.1	21.8	23.3	22.1	22.0	19.1
Returned for TD	0	0	0	0	0	0	0	0
PENALTIES	120	105	111	104	113	116	100	97
Yards Penalized	953	787	959	885	967	940	852	796
FUMBLES BY	17	19	18	23	17	25	29	23
Fumbles Lost	9	7	4	9	7	11	12	10
Opp Fumbles	22	26	26	21	18	15	22	21
Opp Fum Lost	11	14	14	11	7	5	7	9
POSS. TIME (avg)	29:46	30:12	31:15	31:00	30:43	32:17	32:03	31:48
TOUCHDOWNS	52	42	52	36	51	41	41	50
Rushing	13	12	15	13	16	19	12	16
Passing	39	26	35	22	32	18	29	28
Returns	0	4	2	1	3	4	0	6
EXTRA-PT KICKS	44/47	39/41	48/51	32/33	36/43	36/37	33/35	42/45
2-PT CONVERSIONS	4/5	0/1	1/1	2/2	6/8	1/4	5/6	4/5
FIELD GOALS/FGA	23/27	37/42	22/27	29/36	24/29	35/39	26/31	23/30
POINTS SCORED	433	402	428	339	428	389	367	421
DEFENSE	Ind.	Hou.	Sea.	Dal.	LA-C	Balt.	Phil.	Chi.
POINTS ALLOWED	344	316	347	324	329	287	348	283
OPP FIRST DOWNS	315	298	323	309	311	286	308	278
Rushing	87	76	91	89	101	82	71	67
Passing	203	200	201	193	178	174	215	186
Penalty	25	22	31	27	32	30	22	25
OPP YARDS GAINED	5431	5490	5653	5268	5339	4687	5859	4795
Avg per Game	339.4	343.1	353.3	329.3	333.7	292.9	366.2	299.7
OPP RUSHING (net)	1626	1323	1811	1513	1693	1327	1551	1280
Avg per Game	101.6	82.7	113.2	94.6	105.8	82.9	96.9	80.0
Rushes	415	385	366	400	395	354	332	339
Yards per Rush	3.9	3.4	4.9	3.8	4.3	3.7	4.7	3.8
OPP PASSING (net)	3805	4167	3842	3755	3646	3360	4308	3515
Avg per Game	237.8	260.4	240.1	234.7	227.9	210.0	269.3	219.7
Passes Att.	542	594	546	542	548	577	626	615
Completed	384	385	355	367	351	337	417	377
Pct Completed	70.8	64.8	65.0	67.7	64.1	58.4	66.6	61.3
Sacked	38	43	43	39	38	43	44	50
Yards Lost	228	310	261	229	240	291	311	339
INTERCEPTED BY	15	15	12	9	13	12	10	27
Yards Returned	220	252	196	141	247	99	139	330
Returned for TD	0	3	1	0	1	0	0	5
OPP PUNT RETURNS	21	32	36	30	28	31	31	20
Avg return	4.4	7.5	8.4	8.5	9.2	10.2	6.3	7.5
OPP KICKOFF RET	27	33	37	25	61	32	24	22
Avg return	22.0	20.7	24.8	26.5	21.7	23.3	22.5	24.9
OPP TOUCHDOWNS	37	36	39	35	38	33	37	30
Rushing	12	8	9	12	11	11	14	5
Passing	21	28	26	22	23	21	22	22
Returns	4	0	4	1	4	1	1	3

WEEK 17 / THROUGH SUNDAY, DECEMBER 30, 2018

OFFENSE	K.C.	N.E.	N.O.	LA-R	Buff.	Cin.	Clev.	Denv.
GAMES (Won-Lost)	12-4	11-5	13-3	13-3	6-10	6-10	7-8-1	6-10
FIRST DOWNS	384	365	377	401	283	304	314	320
Rushing	108	131	134	134	108	92	93	107
Passing	239	206	210	236	137	182	189	181
Penalty	37	28	33	31	38	30	32	32
YDS GAINED (tot)	6810	6295	6067	6738	4778	4972	5900	5602
Avg per Game	425.6	393.4	379.2	421.1	298.6	310.8	368.8	350.1
RUSHING (net)	1855	2037	2025	2231	1984	1682	1893	1907
Avg per Game	115.9	127.3	126.6	139.4	124.0	105.1	118.3	119.2
Rushes	387	478	471	459	468	359	411	393
Yards per Rush	4.8	4.3	4.3	4.9	4.2	4.7	4.6	4.9
PASSING (net)	4955	4258	4042	4507	2794	3290	4007	3695
Avg per Game	309.7	266.1	252.6	281.7	174.6	205.6	250.4	230.9
Passes Att.	583	574	519	568	499	542	574	588
Completed	385	378	381	368	271	331	353	367
Pct Completed	66.0	65.9	73.4	64.8	54.3	61.1	61.5	62.4
Yards Gained	5126	4405	4174	4730	3082	3569	4261	3930
Sacked	26	21	20	33	41	37	38	34
Yards Lost	171	147	132	223	288	279	254	235
Had intercepted	12	11	7	12	23	13	17	15
Yards Opp Ret	109	67	75	73	347	221	202	258
Opp TDs on Int	1	0	0	0	4	1	2	0
PUNTS	45	64	43	43	82	72	85	85
Avg Yards	44.9	45.1	46.4	46.3	42.8	43.3	44.3	44.5
PUNT RETURNS	22	26	24	30	31	22	32	30
Avg Return	11.9	7.7	6.5	10.2	6.7	10.7	9.1	4.4
Returned for TD	1	0	0	0	0	0	0	0
KICKOFF RETURNS	40	28	23	39	38	43	44	30
Avg Return	24.4	27.0	24.3	21.4	21.2	24.9	20.1	20.1
Returned for TD	0	1	0	0	0	0	0	0
PENALTIES	137	93	94	96	116	114	112	125
Yards Penalized	1152	744	939	878	992	957	894	985
FUMBLES BY	18	11	18	17	23	11	19	18
Fumbles Lost	6	7	9	7	9	4	7	6
Opp Fumbles	29	20	22	14	30	14	27	23
Opp Fum Lost	12	10	12	12	11	6	14	11
POSS. TIME (avg)	28:56	31:05	31:39	30:42	30:29	27:27	28:24	28:58
TOUCHDOWNS	71	51	60	60	29	45	44	39
Rushing	16	18	26	23	15	13	15	18
Passing	50	29	33	32	13	27	29	19
Returns	5	4	1	5	1	5	0	2
EXTRA-PT KICKS	65/69	49/50	52/53	51/53	25/26	39/41	28/34	35/35
2-PT CONVERSIONS	1/2	0/1	4/6	5/7	1/3	1/4	4/10	0/4
FIELD GOALS/FGA	24/27	27/32	28/30	34/41	22/28	19/23	19/25	20/25
POINTS SCORED	565	436	504	527	269	368	359	329
DEFENSE	K.C.	N.E.	N.O.	LA-R	Buff.	Cin.	Clev.	Denv.
POINTS ALLOWED	421	325	353	384	374	455	392	349
OPP FIRST DOWNS	419	322	333	322	293	372	377	318
Rushing	129	93	72	101	111	125	130	85
Passing	247	208	224	185	157	221	216	197
Penalty	43	21	37	36	25	26	31	36
OPP YARDS GAINED	6488	5746	5585	5737	4706	6618	6288	5842
Avg per Game	405.5	359.1	349.1	358.6	294.1	413.6	393.0	365.1
OPP RUSHING (net)	2114	1803	1283	1957	1839	2204	2163	1913
Avg per Game	132.1	112.7	80.2	122.3	114.9	137.8	135.2	119.6
Rushes	425	367	356	386	440	466	459	429
Yards per Rush	5.0	4.9	3.6	5.1	4.2	4.7	4.7	4.5
OPP PASSING (net)	4374	3943	4302	3780	2867	4414	4125	3929
Avg per Game	273.4	246.4	268.9	236.3	179.2	275.9	257.8	245.6
Passes Att.	632	605	573	533	492	584	626	549
Completed	406	370	384	347	313	389	393	353
Pct Completed	64.2	61.2	67.0	65.1	63.6	66.6	62.8	64.3
Sacked	52	30	49	41	36	34	37	44
Yards Lost	347	238	321	326	217	173	245	311
INTERCEPTED BY	15	18	12	18	16	12	17	17
Yards Returned	280	156	259	290	133	222	100	158
Returned for TD	3	1	1	3	0	3	0	2
OPP PUNT RETURNS	17	25	12	12	34	30	37	35
Avg return	5.7	10.2	5.0	8.7	8.7	7.3	10.7	10.5
OPP KICKOFF RET	36	42	39	29	34	31	24	28
Avg return	22.5	24.6	22.7	22.5	22.2	22.7	23.9	20.8
OPP TOUCHDOWNS	51	36	43	44	44	51	43	39
Rushing	19	7	12	12	17	17	20	11
Passing	30	29	30	31	22	32	21	26
Returns	2	0	1	1	5	2	2	2

WEEK 17 / THROUGH SUNDAY, DECEMBER 30, 2018

OFFENSE	Jax	Miami	NY-J	Oak.	Pitt.	Tenn.	Ariz.	Atl.
GAMES (Won-Lost)	5-11	7-9	4-12	4-12	9-6-1	9-7	3-13	7-9
FIRST DOWNS	277	252	258	300	378	289	239	352
Rushing	92	75	84	86	88	106	76	84
Passing	164	153	157	197	251	156	137	238
Penalty	21	24	17	17	39	27	26	30
YDS GAINED (tot)	4832	4638	4787	5379	6453	4998	3865	6226
Avg per Game	302.0	289.9	299.2	336.2	403.3	312.4	241.6	389.1
RUSHING (net)	1723	1738	1622	1628	1445	2023	1342	1573
Avg per Game	107.7	108.6	101.4	101.8	90.3	126.4	83.9	98.3
Rushes	416	371	410	387	345	454	355	351
Yards per Rush	4.1	4.7	4.0	4.2	4.2	4.5	3.8	4.5
PASSING (net)	3109	2900	3165	3751	5008	2975	2523	4653
Avg per Game	194.3	181.3	197.8	234.4	313.0	185.9	157.7	290.8
Passes Att.	536	455	524	556	689	437	495	617
Completed	329	292	299	382	459	293	283	428
Pct Completed	61.4	64.2	57.1	68.7	66.6	67.0	57.2	69.4
Yards Gained	3431	3309	3404	4057	5174	3255	2884	4949
Sacked	53	52	37	52	24	47	52	42
Yards Lost	322	409	239	306	166	280	361	296
Had intercepted	13	13	19	10	17	12	18	7
Yards Opp Ret	155	188	271	275	147	219	298	93
Opp TDs on Int	1	2	2	2	1	1	4	1
PUNTS	86	88	82	70	64	75	94	62
Avg Yards	45.0	44.1	45.9	43.2	43.4	46.4	48.6	44.0
PUNT RETURNS	34	28	25	25	31	27	36	21
Avg Return	9.8	10.5	13.0	11.6	8.1	8.8	8.2	7.0
Returned for TD	1	1	1	1	0	0	0	0
KICKOFF RETURNS	26	39	46	29	32	23	25	31
Avg Return	20.5	24.1	26.9	22.9	19.3	32.0	21.4	22.2
Returned for TD	0	1	1	0	0	1	0	0
PENALTIES	121	108	114	110	111	82	101	101
Yards Penalized	1112	978	948	965	1026	727	786	899
FUMBLES BY	26	17	24	24	21	18	23	24
Fumbles Lost	16	10	11	14	9	6	10	11
Opp Fumbles	15	17	20	10	16	14	20	21
Opp Fum Lost	6	7	7	3	7	6	9	4
POSS. TIME (avg)	30:14	27:49	29:04	30:43	30:41	29:28	26:33	29:23
TOUCHDOWNS	25	38	34	30	54	34	27	49
Rushing	7	7	11	9	16	15	9	11
Passing	15	26	18	19	35	16	15	36
Returns	3	5	5	2	3	3	3	2
EXTRA-PT KICKS	22/23	35/36	30/33	27/28	44/49	28/31	23/24	41/43
2-PT CONVERSIONS	0/2	1/1	0/1	1/2	4/5	0/1	2/3	2/6
FIELD GOALS/FGA	23/26	18/20	33/36	27/32	16/23	26/30	12/17	25/26
POINTS SCORED	245	319	333	290	428	310	225	414

DEFENSE	Jax	Miami	NY-J	Oak.	Pitt.	Tenn.	Ariz.	Atl.
POINTS ALLOWED	316	433	441	467	360	303	425	423
OPP FIRST DOWNS	288	350	343	317	317	298	357	375
Rushing	89	116	104	108	84	98	139	115
Passing	162	195	201	178	200	182	186	226
Penalty	37	39	38	31	33	18	32	34
OPP YARDS GAINED	4983	6257	6086	6102	5235	5334	5741	6152
Avg per Game	311.4	391.1	380.4	381.4	327.2	333.4	358.8	384.5
OPP RUSHING (net)	1870	2325	2021	2249	1538	1863	2479	1999
Avg per Game	116.9	145.3	126.3	140.6	96.1	116.4	154.9	124.9
Rushes	434	485	440	480	369	429	510	409
Yards per Rush	4.3	4.8	4.6	4.7	4.2	4.3	4.9	4.9
OPP PASSING (net)	3113	3932	4065	3853	3697	3471	3262	4153
Avg per Game	194.6	245.8	254.1	240.8	231.1	216.9	203.9	259.6
Passes Att.	499	508	582	480	566	533	506	585
Completed	312	335	367	299	362	337	342	398
Pct Completed	62.5	65.9	63.1	62.3	64.0	63.2	67.6	68.0
Sacked	37	31	39	13	52	39	49	37
Yards Lost	241	209	293	80	347	248	333	255
INTERCEPTED BY	11	21	13	14	8	11	7	15
Yards Returned	117	321	318	124	89	120	55	151
Returned for TD	2	3	3	1	2	2	0	1
OPP PUNT RETURNS	37	37	42	28	17	33	44	27
Avg return	5.0	10.4	7.6	8.6	14.4	9.0	9.5	6.8
OPP KICKOFF RET	21	13	23	39	35	25	27	36
Avg return	17.8	26.1	23.4	23.6	20.8	27.8	21.6	22.7
OPP TOUCHDOWNS	34	52	49	56	42	32	50	52
Rushing	16	17	16	16	13	9	25	16
Passing	17	31	29	36	27	21	21	33
Returns	1	4	4	4	2	2	4	3

WEEK 17 / THROUGH SUNDAY, DECEMBER 30, 2018

OFFENSE	Car.	Det.	G.B.	Minn.	NY-G	S.F.	T.B.	Wash.
GAMES (Won-Lost)	7-9	6-10	6-9-1	8-7-1	5-11	4-12	5-11	7-9
FIRST DOWNS	356	325	332	310	297	344	388	280
Rushing	117	91	98	66	71	98	80	96
Passing	212	201	208	218	208	201	265	156
Penalty	27	33	26	26	18	45	43	28
YDS GAINED (tot)	5972	5236	5905	5529	5697	5769	6648	4795
Avg per Game	373.3	327.3	369.1	345.6	356.1	360.6	415.5	299.7
RUSHING (net)	2136	1660	1667	1493	1650	1902	1523	1774
Avg per Game	133.5	103.8	104.2	93.3	103.1	118.9	95.2	110.9
Rushes	416	404	333	357	354	423	389	414
Yards per Rush	5.1	4.1	5.0	4.2	4.7	4.5	3.9	4.3
PASSING (net)	3836	3576	4238	4036	4047	3867	5125	3021
Avg per Game	239.8	223.5	264.9	252.3	252.9	241.7	320.3	188.8
Passes Att.	563	574	640	606	583	532	625	509
Completed	378	375	392	425	382	331	408	311
Pct Completed	67.1	65.3	61.3	70.1	65.5	62.2	65.3	61.1
Yards Gained	4071	3844	4629	4298	4405	4247	5358	3287
Sacked	32	41	53	40	47	48	41	44
Yards Lost	235	268	391	262	358	380	233	266
Had intercepted	16	12	4	10	12	20	26	15
Yards Opp Ret	179	155	51	199	136	336	334	316
Opp TDs on Int	1	2	1	3	1	3	3	3
PUNTS	61	74	72	73	71	69	58	79
Avg Yards	45.2	44.7	44.1	44.6	45.4	43.1	44.3	45.3
PUNT RETURNS	24	27	30	29	37	31	26	17
Avg Return	6.9	6.3	6.6	10.9	6.2	5.8	6.3	6.5
Returned for TD	0	0	0	0	0	0	0	0
KICKOFF RETURNS	26	20	30	22	45	36	31	29
Avg Return	22.4	24.1	21.5	24.5	24.4	26.2	20.4	19.7
Returned for TD	0	0	0	0	0	1	0	0
PENALTIES	92	94	108	92	114	112	117	115
Yards Penalized	818	852	937	779	951	982	975	1008
FUMBLES BY	20	14	22	15	16	31	23	18
Fumbles Lost	6	7	11	10	7	12	9	4
Opp Fumbles	22	13	18	24	19	21	18	24
Opp Fum Lost	10	7	8	8	5	5	8	11
POSS. TIME (avg)	30:44	31:24	29:38	29:16	28:44	29:42	30:14	29:38
TOUCHDOWNS	46	35	41	42	39	35	49	29
Rushing	17	11	14	9	13	7	11	12
Passing	28	22	25	30	23	26	36	16
Returns	1	2	2	3	3	2	2	1
EXTRA-PT KICKS	37/41	30/30	34/36	36/37	31/32	27/29	40/44	25/26
2-PT CONVERSIONS	2/5	0/5	3/4	3/5	4/7	2/6	1/5	2/3
FIELD GOALS/FGA	19/21	28/32	30/37	22/32	32/33	33/34	20/27	26/29
POINTS SCORED	376	324	376	360	369	342	396	281
DEFENSE	Car.	Det.	G.B.	Minn.	NY-G	S.F.	T.B.	Wash.
POINTS ALLOWED	382	360	400	341	412	435	464	359
OPP FIRST DOWNS	315	315	331	303	346	337	356	330
Rushing	110	88	100	107	103	104	122	109
Passing	185	191	199	160	205	195	209	197
Penalty	20	36	32	36	38	38	25	24
OPP YARDS GAINED	5651	5360	5670	4955	5942	5546	6134	5654
Avg per Game	353.2	335.0	354.4	309.7	371.4	346.6	383.4	353.4
OPP RUSHING (net)	1804	1761	1918	1815	1898	1814	1983	1860
Avg per Game	112.8	110.1	119.9	113.4	118.6	113.4	123.9	116.3
Rushes	384	403	446	440	444	444	426	413
Yards per Rush	4.7	4.4	4.3	4.1	4.3	4.1	4.7	4.5
OPP PASSING (net)	3847	3599	3752	3140	4044	3732	4151	3794
Avg per Game	240.4	224.9	234.5	196.3	252.8	233.3	259.4	237.1
Passes Att.	529	496	527	503	560	542	534	537
Completed	353	323	336	315	362	344	387	362
Pct Completed	66.7	65.1	63.8	62.6	64.6	63.5	72.5	67.4
Sacked	35	43	44	50	30	37	38	46
Yards Lost	215	298	322	361	185	227	232	297
INTERCEPTED BY	13	7	7	12	16	2	9	15
Yards Returned	86	148	100	159	191	55	97	203
Returned for TD	0	2	1	1	3	1	0	0
OPP PUNT RETURNS	22	29	20	31	27	25	27	31
Avg return	8.2	11.4	10.3	6.1	6.6	7.8	8.6	9.8
OPP KICKOFF RET	17	37	40	31	28	27	34	13
Avg return	23.9	22.6	25.6	23.3	20.4	24.5	21.0	22.7
OPP TOUCHDOWNS	46	44	47	34	45	52	57	43
Rushing	13	11	15	13	18	13	19	12
Passing	32	29	30	15	24	35	34	27
Returns	1	4	2	6	3	4	4	4

WEEK 17 / THROUGH SUNDAY, DECEMBER 30, 2018

OFFENSE	NFL/Avg
GAMES (Won-Lost)	---
FIRST DOWNS	326.9
Rushing	100.2
Passing	196.1
Penalty	30.6
YDS GAINED (tot)	5635.4
Avg per Game	352.2
RUSHING (net)	1831.2
Avg per Game	114.4
Rushes	414.7
Yards per Rush	4.4
PASSING (net)	3804.3
Avg per Game	237.8
Passes Att.	552.2
Completed	358.2
Pct Completed	64.9
Yards Gained	4070.8
Sacked	40.0
Yards Lost	266.6
Had intercepted	13.1
Yards Opp Ret	173.6
Opp TDs on Int	1.4
PUNTS	69.2
Avg Yards	45.0
PUNT RETURNS	28.4
Avg Return	8.5
Returned for TD	0.2
KICKOFF RETURNS	30.3
Avg Return	22.9
Returned for TD	0.2
PENALTIES	107.7
Yards Penalized	919.5
FUMBLES BY	20.1
Fumbles Lost	8.7
Opp Fumbles	20.1
Opp Fum Lost	8.7
POSS. TIME (avg)	30:00
TOUCHDOWNS	42.8
Rushing	13.7
Passing	26.5
Returns	2.7
EXTRA POINTS (tot)	94%
Kicks Made/2Pt	51%
FIELD GOALS/FGA	25/30
POINTS SCORED	373.5

DEFENSE	NFL/Avg
POINTS ALLOWED	373.5
OPP FIRST DOWNS	326.9
Rushing	100.2
Passing	196.1
Penalty	30.6
OPP YARDS GAINED	5635.4
Avg per Game	352.2
OPP RUSHING (net)	1831.2
Avg per Game	114.4
Rushes	414.7
Yards per Rush	4.4
OPP PASSING (net)	3804.3
Avg per Game	237.8
Passes Att.	552.2
Completed	358.2
Pct Completed	64.9
Sacked	40.0
Yards Lost	266.6
INTERCEPTED BY	13.1
Yards Returned	173.6
Returned for TD	1.4
OPP PUNT RETURNS	28.4
Avg return	8.5
OPP KICKOFF RET	30.3
Avg return	22.9
OPP TOUCHDOWNS	42.8
Rushing	13.7
Passing	26.5
Returns	2.7

WEEK 17 / THROUGH SUNDAY, DECEMBER 30, 2018

TEAM RANKINGS

American Football Conference

Offense Defense

	Offense			Defense		
	Total	Rush	Pass	Total	Rush	Pass
Balt.	5	1	10	*1	2	3
Buff.	15	5	16	2	7	*1
Cin.	12	13	11	16	14	16
Cleve.	7	7	6	14	13	13
Denver	9	6	9	10	10	9
Hou.	8	4	7	8	1	14
Ind.	4	12	3	7	4	7
Jax	13	11	13	3	9	2
K.C.	*1	9	2	15	12	15
L.A.-C	6	8	5	6	5	5
Miami	16	10	15	13	16	10
N.E.	3	2	4	9	6	11
Jets	14	15	12	11	11	12
Oak.	10	14	8	12	15	8
Pitt.	2	16	1	4	3	6
Tenn.	11	3	14	5	8	4

National Football Conference

Offense Defense

	Offense			Defense		
	Total	Rush	Pass	Total	Rush	Pass
Ariz.	16	16	16	12	16	2
Atl.	3	12	2	16	15	14
Car.	5	3	10	7	6	11
Chi.	12	6	12	1	*1	3
Dallas	13	5	13	3	3	7
Det.	14	10	11	4	5	4
G.B.	6	9	5	10	12	6
Rams	1	2	3	11	13	8
Minn.	11	15	8	2	9	1
N.O.	4	4	7	6	2	15
Giants	9	11	6	14	11	12
Phil.	7	13	4	13	4	16
S.F.	8	7	9	5	8	5
Sea.	10	*1	14	8	7	10
T.B.	2	14	*1	15	14	13
Wash.	15	8	15	9	10	9

National Football League

Offense Defense

	Offense			Defense		
	Total	Rush	Pass	Total	Rush	Pass
Ariz.	32	32	32	20	32	4
Atl.	6	27	4	28	25	27
Balt.	9	2	22	*1	4	5
Buff.	30	9	31	2	16	*1
Car.	10	4	16	15	12	18
Chi.	21	11	21	3	*1	7
Cin.	26	21	24	32	29	32
Cleve.	13	14	14	30	28	25
Dallas	22	10	23	7	5	13
Denver	19	12	19	22	21	20
Det.	24	23	20	10	10	8
G.B.	12	22	9	18	22	12
Hou.	15	8	17	12	3	28
Ind.	7	20	6	11	8	16
Jax	27	19	26	5	19	2
K.C.	*1	16	3	31	27	31
L.A.-C	11	15	10	9	9	9
Rams	2	3	5	19	23	14
Miami	31	18	30	29	31	21
Minn.	20	30	13	4	15	3
N.E.	5	5	8	21	11	22
N.O.	8	6	12	14	2	29
Giants	17	24	11	24	20	23
Jets	29	26	25	25	26	24
Oak.	23	25	18	26	30	19
Phil.	14	28	7	23	7	30
Pitt.	4	31	2	6	6	10
S.F.	16	13	15	13	14	11
Sea.	18	*1	27	16	13	17
T.B.	3	29	*1	27	24	26
Tenn.	25	7	29	8	18	6
Wash.	28	17	28	17	17	15

T = Tied for position

* = League Leader

WEEK 17 / THROUGH SUNDAY, DECEMBER 30, 2018

AFC / TEAM/OFFENSE RANK

Tm	(A)	(B)	(C)	(D)	(E)	(F)	(G)	(H)	(I)	(J)	(K)	(L)	(M)	(N)	(O)	(P)	(Q)
BAL	5	12	1	7	10	10	1	5	4	3	7	4	10	1	6	7	3
BUF	15	16	5	11	16	16	16	11	13	15	16	15	11	15	15	15	14
CIN	12	11	13	4	11	13	8	9	10	11	9	5	4	13	8	8	12
CLE	7	6	7	6	6	7	14	7	9	12	15	9	14	9	14	9	15
DEN	9	8	6	1	9	11	11	6	8	13	6	16	13	8	12	11	13
HOU	8	7	4	9	7	6	2	16	7	10	3	12	6	11	9	6	6
IND	4	5	12	12	3	5	6	1	3	1	13	10	15	3	1	3	8
JAC	13	15	11	15	13	15	9	13	14	6	12	8	12	6	3	16	5
KC	1	1	9	2	2	1	5	4	1	2	2	2	5	7	5	1	4
LAC	6	2	8	3	5	2	7	8	6	8	1	6	8	16	16	4t	11
MIA	16	13	10	5	15	12	13	15	16	16	5	7	7	10	10	12	2
NE	3	4	2	10	4	3	4	3	5	5	10t	14	2	5	7	2	9t
NYJ	14	14	15	16	12	14	15	10	15	14	10t	1	3	4	4	10	1
OAK	10	9	14	13	8	8	3	12	11	9	14	3	9	14	13	14	9t
PIT	2	3	16	14	1	4	10	2	2	4	4	13	16	12	11	4t	16
TEN	11	10	3	8	14	9	12	14	12	7	8	11	1	2	2	13	7

AFC / OPPONENT/DEFENSE RANK

Tm	(A)	(B)	(C)	(D)	(E)	(F)	(G)	(H)	(I)	(J)	(K)	(L)	(M)	(N)	(O)	(P)	(Q)	(R)	(S)
BAL	1	1	2	2	3	1	13	4	1	2	5	11	10	6	6	1	3	3	1
BUF	2	2	7	5	1	2	2	6t	3	4	7t	8	7	9	13	10	14	13	8
CIN	16	14	14	13	16	14	15	14	14	16	13	4	9	3	4	15	16	12	16
CLE	14	9	13	12	13	7	7	13	15	3	14	15	13	5	7	11	4	10	12
DEN	10	10	10	9	9	13	3	3	10	9	7t	14	3	11	15	8	6	9	10
HOU	8	6	1	1	14	10	8	8	4t	11	11	5	2	13	12	3t	13	6	7
IND	7	8	4	3	7	12	6	9	7	12	4	1	6	10	16	7	10	5	3
JAC	3	3	9	7	2	3	12	5	2	7	1	2	1	16	14	3t	12	11	9
KC	15	13	12	16	15	9	9	2	16	13	15t	3	8	7	2	12	7t	1	6
LAC	6	7	5	6	5	8	10	10	6	10	9t	10	5	15	11	6	2	4	4
MIA	13	15	16	14	10	15	1	12	13	14	3	13	15	2	1	13	1	15	15
NE	9	11	6	15	11	6	4	15	11	8	2	12	14	1	3	5	11	2	5
NYJ	11	12	11	10	12	11	11	11	12	1	12	6	11	4	5	14	7t	14	14
OAK	12	16	15	11	8	16	5	16	8t	15	15t	7	12	14	10	16	5	16	13
PIT	4	4	3	4	6	4	16	1	8t	5	6	16	4	8	9	9	7t	7	2
TEN	5	5	8	8	4	5	14	6t	4t	6	9t	9	16	12	8	2	15	8	11

- (A) Total Yards per Game
- (B) Yards per Play
- (C) Rushing Yards per Game
- (D) Rushing Yards per Attempt
- (E) Passing Net Yards per Game
- (F) Passing Net Yards per Play
- (G) Passing, Percent Had Intercepted
- (H) Sacks per Pass Play
- (I) First Downs per Game
- (J) Third Down Efficiency
- (K) Fourth Down Efficiency
- (L) Punt Return Average
- (M) Kickoff Return Average
- (N) Gross Punting Average
- (O) Net Punting Average
- (P) Points per Game
- (Q) Field Goal Percentage
- (R) Points per Game Differential
- (S) Net Yards per Game Differential

WEEK 17 / THROUGH SUNDAY, DECEMBER 30, 2018

NFC / TEAM/OFFENSE RANK

Tm	(A)	(B)	(C)	(D)	(E)	(F)	(G)	(H)	(I)	(J)	(K)	(L)	(M)	(N)	(O)	(P)	(Q)
ARI	16	16	16	16	16	16	14	14	16	16	16	4	12	1	4	16	15
ATL	3	3	12	7	2	4	2	8	5	2	10	5	8	15	10	5	3
CAR	5	5	3	1	10	9	12	2	4	5	13	6	7	8	9	7t	5
CHI	12	12	6	12	12	7	11	4	9	7	6t	1	16	12	11	4	13
DAL	13	13	5	8	13	13	4	15	12	6	8	16	10	11	12	13	12
DET	14	14	10	13	11	14	9	9	11	14	4	11	5	9	13	14	7
GB	6	7	9	2	5	12	1	11	8	12	11t	7	11	14	16	7t	11
LAR	1	1	2	3	3	2	10	3	1	3	15	3	13	5	2	1	9
MIN	11	11	15	11	8	11	6	6	13	15	14	2	2	10	8	11	16
NO	4	4	4	9	7	3	3	1	3	4	1	9	4	4	1	2	4
NYG	9	6	11	5	6	10	8	10	14	11	6t	13	3	6	6	9	2
PHI	7	9	13	14	4	5	7	7	6	8	5	8	9	2	3	10	8
SF	8	8	7	6	9	6	15	13	7	10	11t	14	1	16	14	12	1
SEA	10	10	1	4	14	8	5	16	10	9	2	15	6	3	5	3	10
TB	2	2	14	15	1	1	16	5	2	1	3	12	14	13	15	6	14
WAS	15	15	8	10	15	15	13	12	15	13	9	10	15	7	7	15	6

NFC / OPPONENT/DEFENSE RANK

Tm	(A)	(B)	(C)	(D)	(E)	(F)	(G)	(H)	(I)	(J)	(K)	(L)	(M)	(N)	(O)	(P)	(Q)	(R)	(S)
ARI	12	4	16	13	2	3	14	2	15	8	13	13	3	10	4	14	5	16	16
ATL	16	14	15	14	14	11	5	15	16	16	15	5	9	13	14	13	16	9	10
CAR	7	13	6	12	11	13	6	14	5t	9	10t	8	11	11	12	9	8	8	6
CHI	1	1	1	2	3	1	1	7	1	2	8	6	14	4	1	1	15	3	2
DAL	3	3	3	3	7	6	11	10	4	14	2	10	16	5	7	2	12	7	8
DET	4	8	5	8	4	12	13	3	5t	5	7	16	6	9	8	8	1	11	13
GB	10	6	12	7	6	9	15	6	10	7	14	15	15	8	10	11	3	10	7
LAR	11	15	13	16	8	10	2	9	7	6	12	12	4	3	2	10	11	2	1
MIN	2	2	9	5	1	2	7	1	2	1	4	2	10	7	6	3	14	5t	3
NO	6	9	2	1	15	15	9	5	11	12	5	1	7t	1	3	6	2	1	5
NYG	14	10	11	6	12	14	3	16	13	13	16	4	1	15	15	12	9	12	14
PHI	13	11	4	11	16	4	12	12	3	4	9	3	5	14	11	5	7	5t	12
SF	5	5	8	4	5	5	16	13	12	10	10t	7	12	2	5	15	10	15	9
SEA	8	12	7	15	10	8	8	8	8	3	9	13	6	9	4	4	4	4	11
TB	15	16	14	10	13	16	10	11	14	11	6	11	2	16	16	16	13	13	4
WAS	9	7	10	9	9	7	4	4	9	15	1	14	7t	12	13	7	6	14	15

- (A) Total Yards per Game
- (B) Yards per Play
- (C) Rushing Yards per Game
- (D) Rushing Yards per Attempt
- (E) Passing Net Yards per Game
- (F) Passing Net Yards per Play
- (G) Passing, Percent Had Intercepted
- (H) Sacks per Pass Play
- (I) First Downs per Game
- (J) Third Down Efficiency
- (K) Fourth Down Efficiency
- (L) Punt Return Average
- (M) Kickoff Return Average
- (N) Gross Punting Average
- (O) Net Punting Average
- (P) Points per Game
- (Q) Field Goal Percentage
- (R) Points per Game Differential
- (S) Net Yards per Game Differential

WEEK 17 / THROUGH SUNDAY, DECEMBER 30, 2018

NFL / TEAM/OFFENSE RANK

Tm	(A)	(B)	(C)	(D)	(E)	(F)	(G)	(H)	(I)	(J)	(K)	(L)	(M)	(N)	(O)	(P)	(Q)
BAL	9	25	2	15	22	23	5	7	7	6	14	5	18	4	16	13	8
BUF	30	31	9	21	31	31	32	21	27	30	31	21	24	31	31	30	26
CIN	26	24	21	8	24	27	18	17	23	21	18	7	5	28	20	17	21
CLE	13	12	14	11	14	13	27	13	21	27	28t	12	28	20	30	20	28
DEN	19	18	12	4	19	24	21	8	20	28	11t	32	27	18	28	24	25
HOU	15	17	8	19	17	12	8	32	14	20	6	15	9	26	22	11	12
IND	7	11	20	22	6	9	16	1	6	1	26	13	29	8	3	5	15
JAC	27	30	19	26	26	30	19	26	29	14	25	11	25	14	11	31	11
KC	1	1	16	6	3	1	12t	5	3	2	3	3	8	15	14	1	10
LAC	11	3	15	7	10	5	17	14	13	16	1	8	13	32	32	6t	20
MIA	31	26	18	9	30	26	25	30	31	31	8	9	12	23	26	26	7
NE	5	9	5	20	8	6	11	3	8	13	20t	18	2	13	19	4	16t
NYJ	29	29	26	29	25	28	28	18	30	29	20t	1	3	9	13	23	5
OAK	23	21	25	23	18	19	9	25	24	19	27	4	15	29	29	28	16t
PIT	4	6	31	24	2	8	20	2	4	8	7	17	31	27	27	6t	31
TEN	25	23	7	16	29	20	23	29	26	15	15	14	1	5	8	27	14
ARI	32	32	32	32	32	32	29	27	32	32	32	16	22	1	5	32	30
ATL	6	5	27	13	4	7	2	16	10	4	19	19	17	25	15	10	3
CAR	10	8	4	1	16	16	24	6	9	9	24	20	16	12	12	14t	6
CHI	21	20	11	27	21	14	22	10	16	11	11t	2	32	21	17	9	27
DAL	22	22	10	14	23	22	4	28	19	10	16	31	20	19	18	22	24
DET	24	27	23	28	20	25	14	19	18	25	9	26	11	16	21	25	13
GB	12	13	22	2	9	21	1	22	15	23	20t	22	21	24	25	14t	23
LAR	2	2	3	3	5	3	15	9	1	5	30	10	23	7	2	2	19
MIN	20	19	30	25	13	18	7	12	22	26	28t	6	6	17	10	19	32
NO	8	7	6	17	12	4	3	4	5	7	2	24	10	6	1	3	4
NYG	17	10	24	10	11	17	12t	20	25	22	11t	28	7	10	7	16	2
PHI	14	15	28	30	7	10	10	15	11	12	10	23	19	2	4	18	18
SF	16	14	13	12	15	11	30	24	12	18	20t	29	4	30	23	21	1
SEA	18	16	1	5	27	15	6	31	17	17	4	30	14	3	6	6t	22
TB	3	4	29	31	1	2	31	11	2	3	5	27	26	22	24	12	29
WAS	28	28	17	18	28	29	26	23	28	24	17	25	30	11	9	29	9

Team/Offense Rank

- (A) Total Yards per Game
- (B) Yards per Play
- (C) Rushing Yards per Game
- (D) Rushing Yards per Attempt
- (E) Passing Net Yards per Game
- (F) Passing Net Yards per Play
- (G) Passing, Percent Had Intercepted
- (H) Sacks per Pass Play
- (I) First Downs per Game
- (J) Third Down Efficiency
- (K) Fourth Down Efficiency
- (L) Punt Return Average
- (M) Kickoff Return Average
- (N) Gross Punting Average
- (O) Net Punting Average
- (P) Points per Game
- (Q) Field Goal Percentage

WEEK 17 / THROUGH SUNDAY, DECEMBER 30, 2018

NFL / OPPONENT/DEFENSE RANK

Tm	(A)	(B)	(C)	(D)	(E)	(F)	(G)	(H)	(I)	(J)	(K)	(L)	(M)	(N)	(O)	(P)	(Q)	(R)	(S)
BAL	1	2	4	3	5	2	22	13	2	3	10t	25	19	8	7	2	6	6	1
BUF	2	3	16	10	1	3	4	15t	4	8	14t	20	10	13	19	18	23t	28	18
CIN	32	29	29	25	32	29	24	29	29	32	26	9	18	3	4	30	29t	26	31
CLE	30	15	28	24	25	10	11	28	31	7	27	30	24	7	8	21	10	20	26
DEN	22	19	21	17	20	23	5	10	16	17	14t	29	4	22	24	13	12	18	23
HOU	12	9	3	1	28	18	13	17	5t	20	22t	10t	3	28	18	4t	21	9	13
IND	11	13	8	6	16	20	10	21	11t	23	7	1	9	16	25	10	16	8	4
JAC	5	5	19	14	2	5	19	14	3	14	1	2	1	32	22	4t	20	24	22
KC	31	24	27	31	31	12	16	8	32	25	28t	4	11	9	2	24	13t	2	11
LAC	9	12	9	12	9	11	17	22	10	18	16t	22	8	30	17	8	5	7	6
MIA	29	30	31	26	21	31	2	27	26	28	4	28	30	2	1	27	4	30	30
NE	21	20	11	29	22	9	6	31	17t	16	2	26	26	1	3	7	17	5	8
NYJ	25	21	26	19	24	19	18	24	24	2	25	12	21	5	5	29	13t	29	29
OAK	26	32	30	22	19	32	7	32	14t	30	28t	18	22	29	16	32	11	31	27
PIT	6	6	6	9	10	7	28	3	14t	9	13	32	5	10	13	16t	13t	11	2
TEN	8	7	18	15	6	8	23	15t	5t	10	16t	21	32	25	12	3	26	15	25
ARI	20	10	32	27	4	6	30	2	28	15	24	23	7	20	11	26	8	32	32
ATL	28	27	25	28	27	24	12	26	30	31	31	8	17	24	30	25	32	17	17
CAR	15	26	12	23	18	26	14	25	11t	19	20t	14	23	21	28	19	19	16	12
CHI	3	1	1	4	7	1	1	9	1	4	18	10t	28	12	6	1	31	4	5
DAL	7	8	5	5	13	15	26	18	9	27	5	16	31	14	20	6	27	14	15
DET	10	17	10	16	8	25	29	4	11t	11	12	31	14	19	21	16t	1	21	21
GB	18	14	22	13	12	21	31	7	21	13	28t	27	29	18	26	22	3	19	14
LAR	19	28	23	32	14	22	3	12	17t	12	22t	19	12	11	9	20	25	3	3
MIN	4	4	15	8	3	4	15	1	7	1	8	5	20	17	15	9	29t	12t	7
NO	14	18	2	2	29	28	21	6	22	24	9	3	15t	4	10	14	2	1	10
NYG	24	22	20	11	23	27	8	30	25	26	32	7	2	27	31	23	22	22	24
PHI	23	23	7	21	30	13	27	20	8	6	19	6	13	26	27	12	18	12t	20
SF	13	11	14	7	11	14	32	23	23	21	20t	13	25	6	14	28	23t	27	16
SEA	16	25	13	30	17	17	20	11	19	5	6	15	27	15	23	11	7	10	19
TB	27	31	24	20	26	30	25	19	27	22	10t	17	6	31	32	31	28	23	9
WAS	17	16	17	18	15	16	9	5	20	29	3	24	15t	23	29	15	9	25	28

Opponent/Defense Rank

- (A) Total Yards per Game
- (B) Yards per Play
- (C) Rushing Yards per Game
- (D) Rushing Yards per Attempt
- (E) Passing Net Yards per Game
- (F) Passing Net Yards per Play
- (G) Passing, Percent Had Intercepted
- (H) Sacks per Pass Play
- (I) First Downs per Game
- (J) Third Down Efficiency
- (K) Fourth Down Efficiency
- (L) Punt Return Average
- (M) Kickoff Return Average
- (N) Gross Punting Average
- (O) Net Punting Average
- (P) Points per Game
- (Q) Field Goal Percentage
- Combined Offense/Defense Rank
- (R) Points per Game Differential
- (S) Net Yards per Game Differential

WEEK 17 / THROUGH SUNDAY, DECEMBER 30, 2018**AFC / TOTAL OFFENSE**

Rank	Team	Total	Rushing	Passing	Total	Rushing	Passing
1)	Kansas City	6810	1855	4955	425.6	115.9	309.7
2)	Pittsburgh	6453	1445	5008	403.3	90.3	313.0
3)	New England	6295	2037	4258	393.4	127.3	266.1
4)	Indianapolis	6179	1718	4461	386.2	107.4	278.8
5)	Baltimore	5999	2441	3558	374.9	152.6	222.4
6)	Los Angeles Chargers	5962	1873	4089	372.6	117.1	255.6
7)	Cleveland	5900	1893	4007	368.8	118.3	250.4
8)	Houston	5802	2021	3781	362.6	126.3	236.3
9)	Denver	5602	1907	3695	350.1	119.2	230.9
10)	Oakland	5379	1628	3751	336.2	101.8	234.4
11)	Tennessee	4998	2023	2975	312.4	126.4	185.9
12)	Cincinnati	4972	1682	3290	310.8	105.1	205.6
13)	Jacksonville	4832	1723	3109	302.0	107.7	194.3
14)	New York Jets	4787	1622	3165	299.2	101.4	197.8
15)	Buffalo	4778	1984	2794	298.6	124.0	174.6
16)	Miami	4638	1738	2900	289.9	108.6	181.3

AFC / TOTAL DEFENSE

Rank	Team	Total	Rushing	Passing	Total	Rushing	Passing
1)	Baltimore	4687	1327	3360	292.9	82.9	210.0
2)	Buffalo	4706	1839	2867	294.1	114.9	179.2
3)	Jacksonville	4983	1870	3113	311.4	116.9	194.6
4)	Pittsburgh	5235	1538	3697	327.2	96.1	231.1
5)	Tennessee	5334	1863	3471	333.4	116.4	216.9
6)	Los Angeles Chargers	5339	1693	3646	333.7	105.8	227.9
7)	Indianapolis	5431	1626	3805	339.4	101.6	237.8
8)	Houston	5490	1323	4167	343.1	82.7	260.4
9)	New England	5746	1803	3943	359.1	112.7	246.4
10)	Denver	5842	1913	3929	365.1	119.6	245.6
11)	New York Jets	6086	2021	4065	380.4	126.3	254.1
12)	Oakland	6102	2249	3853	381.4	140.6	240.8
13)	Miami	6257	2325	3932	391.1	145.3	245.8
14)	Cleveland	6288	2163	4125	393.0	135.2	257.8
15)	Kansas City	6488	2114	4374	405.5	132.1	273.4
16)	Cincinnati	6618	2204	4414	413.6	137.8	275.9

WEEK 17 / THROUGH SUNDAY, DECEMBER 30, 2018**NFC / TOTAL OFFENSE**

Rank	Team	Total	Rushing	Passing	Total	Rushing	Passing
1)	Los Angeles Rams	6738	2231	4507	421.1	139.4	281.7
2)	Tampa Bay	6648	1523	5125	415.5	95.2	320.3
3)	Atlanta	6226	1573	4653	389.1	98.3	290.8
4)	New Orleans	6067	2025	4042	379.2	126.6	252.6
5)	Carolina	5972	2136	3836	373.3	133.5	239.8
6)	Green Bay	5905	1667	4238	369.1	104.2	264.9
7)	Philadelphia	5845	1570	4275	365.3	98.1	267.2
8)	San Francisco	5769	1902	3867	360.6	118.9	241.7
9)	New York Giants	5697	1650	4047	356.1	103.1	252.9
10)	Seattle	5653	2560	3093	353.3	160.0	193.3
11)	Minnesota	5529	1493	4036	345.6	93.3	252.3
12)	Chicago	5502	1938	3564	343.9	121.1	222.8
13)	Dallas	5501	1963	3538	343.8	122.7	221.1
14)	Detroit	5236	1660	3576	327.3	103.8	223.5
15)	Washington	4795	1774	3021	299.7	110.9	188.8
16)	Arizona	3865	1342	2523	241.6	83.9	157.7

NFC / TOTAL DEFENSE

Rank	Team	Total	Rushing	Passing	Total	Rushing	Passing
1)	Chicago	4795	1280	3515	299.7	80.0	219.7
2)	Minnesota	4955	1815	3140	309.7	113.4	196.3
3)	Dallas	5268	1513	3755	329.3	94.6	234.7
4)	Detroit	5360	1761	3599	335.0	110.1	224.9
5)	San Francisco	5546	1814	3732	346.6	113.4	233.3
6)	New Orleans	5585	1283	4302	349.1	80.2	268.9
7)	Carolina	5651	1804	3847	353.2	112.8	240.4
8)	Seattle	5653	1811	3842	353.3	113.2	240.1
9)	Washington	5654	1860	3794	353.4	116.3	237.1
10)	Green Bay	5670	1918	3752	354.4	119.9	234.5
11)	Los Angeles Rams	5737	1957	3780	358.6	122.3	236.3
12)	Arizona	5741	2479	3262	358.8	154.9	203.9
13)	Philadelphia	5859	1551	4308	366.2	96.9	269.3
14)	New York Giants	5942	1898	4044	371.4	118.6	252.8
15)	Tampa Bay	6134	1983	4151	383.4	123.9	259.4
16)	Atlanta	6152	1999	4153	384.5	124.9	259.6

WEEK 17 / THROUGH SUNDAY, DECEMBER 30, 2018**NFL / TOTAL OFFENSE**

Rank	Team	Total	Rushing	Passing	Total	Rushing	Passing
1)	Kansas City	6810	1855	4955	425.6	115.9	309.7
2)	Los Angeles Rams	6738	2231	4507	421.1	139.4	281.7
3)	Tampa Bay	6648	1523	5125	415.5	95.2	320.3
4)	Pittsburgh	6453	1445	5008	403.3	90.3	313.0
5)	New England	6295	2037	4258	393.4	127.3	266.1
6)	Atlanta	6226	1573	4653	389.1	98.3	290.8
7)	Indianapolis	6179	1718	4461	386.2	107.4	278.8
8)	New Orleans	6067	2025	4042	379.2	126.6	252.6
9)	Baltimore	5999	2441	3558	374.9	152.6	222.4
10)	Carolina	5972	2136	3836	373.3	133.5	239.8
11)	Los Angeles Chargers	5962	1873	4089	372.6	117.1	255.6
12)	Green Bay	5905	1667	4238	369.1	104.2	264.9
13)	Cleveland	5900	1893	4007	368.8	118.3	250.4
14)	Philadelphia	5845	1570	4275	365.3	98.1	267.2
15)	Houston	5802	2021	3781	362.6	126.3	236.3
16)	San Francisco	5769	1902	3867	360.6	118.9	241.7
17)	New York Giants	5697	1650	4047	356.1	103.1	252.9
18)	Seattle	5653	2560	3093	353.3	160.0	193.3
19)	Denver	5602	1907	3695	350.1	119.2	230.9
20)	Minnesota	5529	1493	4036	345.6	93.3	252.3
21)	Chicago	5502	1938	3564	343.9	121.1	222.8
22)	Dallas	5501	1963	3538	343.8	122.7	221.1
23)	Oakland	5379	1628	3751	336.2	101.8	234.4
24)	Detroit	5236	1660	3576	327.3	103.8	223.5
25)	Tennessee	4998	2023	2975	312.4	126.4	185.9
26)	Cincinnati	4972	1682	3290	310.8	105.1	205.6
27)	Jacksonville	4832	1723	3109	302.0	107.7	194.3
28)	Washington	4795	1774	3021	299.7	110.9	188.8
29)	New York Jets	4787	1622	3165	299.2	101.4	197.8
30)	Buffalo	4778	1984	2794	298.6	124.0	174.6
31)	Miami	4638	1738	2900	289.9	108.6	181.3
32)	Arizona	3865	1342	2523	241.6	83.9	157.7

NFL / TOTAL DEFENSE

Rank	Team	Total	Rushing	Passing	Total	Rushing	Passing
1)	Baltimore	4687	1327	3360	292.9	82.9	210.0
2)	Buffalo	4706	1839	2867	294.1	114.9	179.2
3)	Chicago	4795	1280	3515	299.7	80.0	219.7
4)	Minnesota	4955	1815	3140	309.7	113.4	196.3
5)	Jacksonville	4983	1870	3113	311.4	116.9	194.6
6)	Pittsburgh	5235	1538	3697	327.2	96.1	231.1
7)	Dallas	5268	1513	3755	329.3	94.6	234.7
8)	Tennessee	5334	1863	3471	333.4	116.4	216.9
9)	Los Angeles Chargers	5339	1693	3646	333.7	105.8	227.9
10)	Detroit	5360	1761	3599	335.0	110.1	224.9
11)	Indianapolis	5431	1626	3805	339.4	101.6	237.8
12)	Houston	5490	1323	4167	343.1	82.7	260.4
13)	San Francisco	5546	1814	3732	346.6	113.4	233.3
14)	New Orleans	5585	1283	4302	349.1	80.2	268.9
15)	Carolina	5651	1804	3847	353.2	112.8	240.4
16)	Seattle	5653	1811	3842	353.3	113.2	240.1
17)	Washington	5654	1860	3794	353.4	116.3	237.1
18)	Green Bay	5670	1918	3752	354.4	119.9	234.5
19)	Los Angeles Rams	5737	1957	3780	358.6	122.3	236.3
20)	Arizona	5741	2479	3262	358.8	154.9	203.9
21)	New England	5746	1803	3943	359.1	112.7	246.4
22)	Denver	5842	1913	3929	365.1	119.6	245.6
23)	Philadelphia	5859	1551	4308	366.2	96.9	269.3
24)	New York Giants	5942	1898	4044	371.4	118.6	252.8
25)	New York Jets	6086	2021	4065	380.4	126.3	254.1
26)	Oakland	6102	2249	3853	381.4	140.6	240.8
27)	Tampa Bay	6134	1983	4151	383.4	123.9	259.4
28)	Atlanta	6152	1999	4153	384.5	124.9	259.6
29)	Miami	6257	2325	3932	391.1	145.3	245.8
30)	Cleveland	6288	2163	4125	393.0	135.2	257.8
31)	Kansas City	6488	2114	4374	405.5	132.1	273.4
32)	Cincinnati	6618	2204	4414	413.6	137.8	275.9

WEEK 17 / THROUGH SUNDAY, DECEMBER 30, 2018

AFC / TAKEAWAYS, GIVEAWAYS

Rank	Team	TAKEAWAYS			GIVEAWAYS			Net Diff
		Int	Fum	Total	Int	Fum	Total	
1)	Houston	15	14	29	9	7	16	= +13
2)	New England	18	10	28	11	7	18	= +10
3)	Kansas City	15	12	27	12	6	18	= +9
4t)	Cleveland	17	14	31	17	7	24	= +7
4t)	Denver	17	11	28	15	6	21	= +7
6)	Miami	21	7	28	13	10	23	= +5
7)	Indianapolis	15	11	26	15	9	24	= +2
8t)	Cincinnati	12	6	18	13	4	17	= +1
8t)	Los Angeles Chargers	13	7	20	12	7	19	= +1
10)	Tennessee	11	6	17	12	6	18	= -1
11)	Baltimore	12	5	17	9	11	20	= -3
12)	Buffalo	16	11	27	23	9	32	= -5
13)	Oakland	14	3	17	10	14	24	= -7
14)	New York Jets	13	7	20	19	11	30	= -10
15)	Pittsburgh	8	7	15	17	9	26	= -11
16)	Jacksonville	11	6	17	13	16	29	= -12
	Totals	228	137	365	220	139	359	= +6

NFC / TAKEAWAYS, GIVEAWAYS

Rank	Team	TAKEAWAYS			GIVEAWAYS			Net Diff
		Int	Fum	Total	Int	Fum	Total	
1)	Seattle	12	14	26	7	4	11	= +15
2)	Chicago	27	9	36	14	10	24	= +12
3)	Los Angeles Rams	18	12	30	12	7	19	= +11
4)	New Orleans	12	12	24	7	9	16	= +8
5)	Washington	15	11	26	15	4	19	= +7
6)	Dallas	9	11	20	8	9	17	= +3
7)	New York Giants	16	5	21	12	7	19	= +2
8t)	Atlanta	15	4	19	7	11	18	= +1
8t)	Carolina	13	10	23	16	6	22	= +1
10t)	Green Bay	7	8	15	4	11	15	= 0
10t)	Minnesota	12	8	20	10	10	20	= 0
12)	Detroit	7	7	14	12	7	19	= -5
13)	Philadelphia	10	7	17	11	12	23	= -6
14)	Arizona	7	9	16	18	10	28	= -12
15)	Tampa Bay	9	8	17	26	9	35	= -18
16)	San Francisco	2	5	7	20	12	32	= -25
	Totals	191	140	331	199	138	337	= -6

NFL / TAKEAWAYS, GIVEAWAYS

Rank	Team	TAKEAWAYS			GIVEAWAYS			Net Diff
		Int	Fum	Total	Int	Fum	Total	
1)	Seattle	12	14	26	7	4	11	= +15
2)	Houston	15	14	29	9	7	16	= +13
3)	Chicago	27	9	36	14	10	24	= +12
4)	Los Angeles Rams	18	12	30	12	7	19	= +11
5)	New England	18	10	28	11	7	18	= +10
6)	Kansas City	15	12	27	12	6	18	= +9
7)	New Orleans	12	12	24	7	9	16	= +8
8t)	Cleveland	17	14	31	17	7	24	= +7
8t)	Denver	17	11	28	15	6	21	= +7
8t)	Washington	15	11	26	15	4	19	= +7
11)	Miami	21	7	28	13	10	23	= +5
12)	Dallas	9	11	20	8	9	17	= +3
13t)	Indianapolis	15	11	26	15	9	24	= +2
13t)	New York Giants	16	5	21	12	7	19	= +2
15t)	Cincinnati	12	6	18	13	4	17	= +1
15t)	Los Angeles Chargers	13	7	20	12	7	19	= +1
15t)	Atlanta	15	4	19	7	11	18	= +1
15t)	Carolina	13	10	23	16	6	22	= +1
19t)	Green Bay	7	8	15	4	11	15	= 0
19t)	Minnesota	12	8	20	10	10	20	= 0
21)	Tennessee	11	6	17	12	6	18	= -1
22)	Baltimore	12	5	17	9	11	20	= -3
23t)	Buffalo	16	11	27	23	9	32	= -5
23t)	Detroit	7	7	14	12	7	19	= -5
25)	Philadelphia	10	7	17	11	12	23	= -6
26)	Oakland	14	3	17	10	14	24	= -7
27)	New York Jets	13	7	20	19	11	30	= -10
28)	Pittsburgh	8	7	15	17	9	26	= -11
29t)	Jacksonville	11	6	17	13	16	29	= -12
29t)	Arizona	7	9	16	18	10	28	= -12
31)	Tampa Bay	9	8	17	26	9	35	= -18
32)	San Francisco	2	5	7	20	12	32	= -25
	Totals	419	277	696	419	277	696	= 0

WEEK 17 / THROUGH SUNDAY, DECEMBER 30, 2018**AFC / TEAM/OFFENSE INSIDE THE 20**

Rank	Team	Poss	Pts	TD	TD%	FG	Score	Score%
1)	Pittsburgh	49	271	36	73.5	7	43	87.8
2)	Kansas City	71	404	51	71.8	17	68	95.8
3)	Cincinnati	45	250	32	71.1	10	42	93.3
4)	Indianapolis	64	346	44	68.8	13	57	89.1
5)	Cleveland	48	251	32	66.7	11	43	89.6
6)	Los Angeles Chargers	53	277	34	64.2	14	48	90.6
7)	New England	57	290	34	59.6	18	52	91.2
8)	Buffalo	37	192	22	59.5	13	35	94.6
9)	Denver	44	209	25	56.8	12	37	84.1
10)	Baltimore	59	286	33	55.9	19	52	88.1
11)	Oakland	43	196	23	53.5	12	35	81.4
12)	Tennessee	47	219	25	53.2	16	41	87.2
13)	Miami	31	141	16	51.6	10	26	83.9
14)	Houston	60	279	30	50.0	24	54	90.0
15)	New York Jets	45	185	20	44.4	16	36	80.0
16)	Jacksonville	34	138	15	44.1	12	27	79.4

AFC / OPPONENTS/DEFENSE INSIDE THE 20

Rank	Team	Poss	Pts	TD	TD%	FG	Score	Score%
1)	Tennessee	47	191	21	44.7	15	36	76.6
2)	Los Angeles Chargers	50	216	25	50.0	15	40	80.0
3)	Jacksonville	47	219	24	51.1	17	41	87.2
4)	New York Jets	59	287	31	52.5	24	55	93.2
5)	Indianapolis	43	211	23	53.5	17	40	93.0
6)	Denver	43	207	25	58.1	12	37	86.0
7)	New England	46	225	27	58.7	12	39	84.8
8)	Pittsburgh	49	242	29	59.2	13	42	85.7
9)	Oakland	62	315	37	59.7	19	56	90.3
10)	Miami	61	296	37	60.7	13	50	82.0
11)	Cleveland	54	266	33	61.1	12	45	83.3
12)	Baltimore	41	213	26	63.4	12	38	92.7
13)	Cincinnati	61	327	39	63.9	18	57	93.4
14)	Houston	41	229	29	70.7	10	39	95.1
15)	Buffalo	48	268	34	70.8	12	46	95.8
16)	Kansas City	58	319	42	72.4	10	52	89.7

WEEK 17 / THROUGH SUNDAY, DECEMBER 30, 2018**NFC / TEAM/OFFENSE INSIDE THE 20**

Rank	Team	Poss	Pts	TD	TD%	FG	Score	Score%
1)	New Orleans	69	382	48	69.6	15	63	91.3
2)	Chicago	54	290	36	66.7	13	49	90.7
3)	Seattle	55	293	36	65.5	14	50	90.9
4)	Arizona	28	147	18	64.3	7	25	89.3
5)	Atlanta	50	252	32	64.0	10	42	84.0
6)	Carolina	58	278	36	62.1	10	46	79.3
7)	Green Bay	47	244	29	61.7	14	43	91.5
8)	Tampa Bay	60	286	36	60.0	13	49	81.7
9)	Philadelphia	57	285	33	57.9	17	50	87.7
10)	Los Angeles Rams	80	396	46	57.5	25	71	88.8
11)	Minnesota	50	232	27	54.0	15	42	84.0
12)	Detroit	49	234	26	53.1	19	45	91.8
13)	Washington	40	191	21	52.5	15	36	90.0
14)	New York Giants	54	252	27	50.0	21	48	88.9
15)	Dallas	50	215	24	48.0	16	40	80.0
16)	San Francisco	51	212	21	41.2	23	44	86.3

NFC / OPPONENTS/DEFENSE INSIDE THE 20

Rank	Team	Poss	Pts	TD	TD%	FG	Score	Score%
1)	Philadelphia	56	238	25	44.6	23	48	85.7
2)	Minnesota	49	220	22	44.9	21	43	87.8
3)	Seattle	51	224	25	49.0	17	42	82.4
4)	Chicago	40	176	20	50.0	13	33	82.5
5)	Dallas	49	224	25	51.0	17	42	85.7
6)	Washington	52	232	27	51.9	15	42	80.8
7)	New York Giants	58	290	33	56.9	19	52	89.7
8)	Detroit	47	223	27	57.4	13	40	85.1
9)	Los Angeles Rams	52	257	30	57.7	16	46	88.5
10)	Green Bay	56	275	34	60.7	13	47	83.9
11)	Arizona	53	284	33	62.3	18	51	96.2
12)	New Orleans	49	249	31	63.3	11	42	85.7
13)	San Francisco	58	311	38	65.5	16	54	93.1
14)	Carolina	47	254	33	70.2	8	41	87.2
15)	Atlanta	54	289	38	70.4	10	48	88.9
16)	Tampa Bay	58	346	45	77.6	10	55	94.8

WEEK 17 / THROUGH SUNDAY, DECEMBER 30, 2018**NFL / TEAM/OFFENSE INSIDE THE 20**

Rank	Team	Poss	Pts	TD	TD%	FG	Score	Score%
1)	Pittsburgh	49	271	36	73.5	7	43	87.8
2)	Kansas City	71	404	51	71.8	17	68	95.8
3)	Cincinnati	45	250	32	71.1	10	42	93.3
4)	New Orleans	69	382	48	69.6	15	63	91.3
5)	Indianapolis	64	346	44	68.8	13	57	89.1
6t)	Chicago	54	290	36	66.7	13	49	90.7
6t)	Cleveland	48	251	32	66.7	11	43	89.6
8)	Seattle	55	293	36	65.5	14	50	90.9
9)	Arizona	28	147	18	64.3	7	25	89.3
10)	Los Angeles Chargers	53	277	34	64.2	14	48	90.6
11)	Atlanta	50	252	32	64.0	10	42	84.0
12)	Carolina	58	278	36	62.1	10	46	79.3
13)	Green Bay	47	244	29	61.7	14	43	91.5
14)	Tampa Bay	60	286	36	60.0	13	49	81.7
15)	New England	57	290	34	59.6	18	52	91.2
16)	Buffalo	37	192	22	59.5	13	35	94.6
17)	Philadelphia	57	285	33	57.9	17	50	87.7
18)	Los Angeles Rams	80	396	46	57.5	25	71	88.8
19)	Denver	44	209	25	56.8	12	37	84.1
20)	Baltimore	59	286	33	55.9	19	52	88.1
21)	Minnesota	50	232	27	54.0	15	42	84.0
22)	Oakland	43	196	23	53.5	12	35	81.4
23)	Tennessee	47	219	25	53.2	16	41	87.2
24)	Detroit	49	234	26	53.1	19	45	91.8
25)	Washington	40	191	21	52.5	15	36	90.0
26)	Miami	31	141	16	51.6	10	26	83.9
27t)	Houston	60	279	30	50.0	24	54	90.0
27t)	New York Giants	54	252	27	50.0	21	48	88.9
29)	Dallas	50	215	24	48.0	16	40	80.0
30)	New York Jets	45	185	20	44.4	16	36	80.0
31)	Jacksonville	34	138	15	44.1	12	27	79.4
32)	San Francisco	51	212	21	41.2	23	44	86.3

NFL / OPPONENTS/DEFENSE INSIDE THE 20

Rank	Team	Poss	Pts	TD	TD%	FG	Score	Score%
1)	Philadelphia	56	238	25	44.6	23	48	85.7
2)	Tennessee	47	191	21	44.7	15	36	76.6
3)	Minnesota	49	220	22	44.9	21	43	87.8
4)	Seattle	51	224	25	49.0	17	42	82.4
5t)	Chicago	40	176	20	50.0	13	33	82.5
5t)	Los Angeles Chargers	50	216	25	50.0	15	40	80.0
7)	Dallas	49	224	25	51.0	17	42	85.7
8)	Jacksonville	47	219	24	51.1	17	41	87.2
9)	Washington	52	232	27	51.9	15	42	80.8
10)	New York Jets	59	287	31	52.5	24	55	93.2
11)	Indianapolis	43	211	23	53.5	17	40	93.0
12)	New York Giants	58	290	33	56.9	19	52	89.7
13)	Detroit	47	223	27	57.4	13	40	85.1
14)	Los Angeles Rams	52	257	30	57.7	16	46	88.5
15)	Denver	43	207	25	58.1	12	37	86.0
16)	New England	46	225	27	58.7	12	39	84.8
17)	Pittsburgh	49	242	29	59.2	13	42	85.7
18)	Oakland	62	315	37	59.7	19	56	90.3
19)	Green Bay	56	275	34	60.7	13	47	83.9
20)	Miami	61	296	37	60.7	13	50	82.0
21)	Cleveland	54	266	33	61.1	12	45	83.3
22)	Arizona	53	284	33	62.3	18	51	96.2
23)	New Orleans	49	249	31	63.3	11	42	85.7
24)	Baltimore	41	213	26	63.4	12	38	92.7
25)	Cincinnati	61	327	39	63.9	18	57	93.4
26)	San Francisco	58	311	38	65.5	16	54	93.1
27)	Carolina	47	254	33	70.2	8	41	87.2
28)	Atlanta	54	289	38	70.4	10	48	88.9
29)	Houston	41	229	29	70.7	10	39	95.1
30)	Buffalo	48	268	34	70.8	12	46	95.8
31)	Kansas City	58	319	42	72.4	10	52	89.7
32)	Tampa Bay	58	346	45	77.6	10	55	94.8

WEEK 17 / THROUGH SUNDAY, DECEMBER 30, 2018**AFC / OFFENSE/TEAMS: FIRST DOWNS, THIRD DOWNS, FOURTH DOWNS**

Rank	Team	FIRST DOWNS				THIRD DOWNS			FOURTH DOWNS		
		Total	Rush	Pass	Pen	Made	Att	Pct	Made	Att	Pct
1)	Kansas City	384	108	239	37	83	176	47.2	12	15	80.0
2)	Pittsburgh	378	88	251	39	88	198	44.4	9	14	64.3
3)	Indianapolis	371	96	237	38	104	214	48.6	7	15	46.7
4)	Baltimore	367	153	184	30	104	231	45.0	13	22	59.1
5)	New England	365	131	206	28	82	201	40.8	7	14	50.0
6)	Los Angeles Chargers	338	100	213	25	70	177	39.5	7	8	87.5
7)	Houston	333	94	202	37	77	208	37.0	8	12	66.7
8)	Denver	320	107	181	32	69	207	33.3	15	25	60.0
9)	Cleveland	314	93	189	32	73	208	35.1	9	21	42.9
10)	Cincinnati	304	92	182	30	69	187	36.9	9	17	52.9
11)	Oakland	300	86	197	17	73	197	37.1	7	16	43.8
12)	Tennessee	289	106	156	27	82	205	40.0	7	12	58.3
13)	Buffalo	283	108	137	38	68	215	31.6	7	18	38.9
14)	Jacksonville	277	92	164	21	93	230	40.4	8	17	47.1
15)	New York Jets	258	84	157	17	69	214	32.2	11	22	50.0
16)	Miami	252	75	153	24	56	186	30.1	8	13	61.5
	Totals	5133	1613	3048	472	1260	3254	38.7	144	261	55.2

AFC / DEFENSE/OPPONENTS: FIRST DOWNS, THIRD DOWNS, FOURTH DOWNS

Rank	Team	FIRST DOWNS				THIRD DOWNS			FOURTH DOWNS		
		Total	Rush	Pass	Pen	Made	Att	Pct	Made	Att	Pct
1)	Baltimore	286	82	174	30	72	211	34.1	10	20	50.0
2)	Jacksonville	288	89	162	37	80	212	37.7	3	12	25.0
3)	Buffalo	293	111	157	25	74	203	36.5	6	11	54.5
4t)	Houston	298	76	200	22	91	227	40.1	12	20	60.0
4t)	Tennessee	298	98	182	18	75	205	36.6	11	20	55.0
6)	Los Angeles Chargers	311	101	178	32	79	202	39.1	11	20	55.0
7)	Indianapolis	315	87	203	25	82	200	41.0	7	15	46.7
8t)	Oakland	317	108	178	31	93	201	46.3	8	12	66.7
8t)	Pittsburgh	317	84	200	33	72	197	36.5	7	13	53.8
10)	Denver	318	85	197	36	82	211	38.9	6	11	54.5
11)	New England	322	93	208	21	76	197	38.6	6	16	37.5
12)	New York Jets	343	104	201	38	72	213	33.8	9	14	64.3
13)	Miami	350	116	195	39	84	196	42.9	6	15	40.0
14)	Cincinnati	372	125	221	26	109	223	48.9	11	17	64.7
15)	Cleveland	377	130	216	31	75	210	35.7	13	20	65.0
16)	Kansas City	419	129	247	43	80	193	41.5	18	27	66.7
	Totals	5224	1618	3119	487	1296	3301	39.3	144	263	54.8

WEEK 17 / THROUGH SUNDAY, DECEMBER 30, 2018

NFC / OFFENSE/TEAMS: FIRST DOWNS, THIRD DOWNS, FOURTH DOWNS

Rank	Team	FIRST DOWNS				THIRD DOWNS			FOURTH DOWNS		
		Total	Rush	Pass	Pen	Made	Att	Pct	Made	Att	Pct
1)	Los Angeles Rams	401	134	236	31	86	191	45.0	6	15	40.0
2)	Tampa Bay	388	80	265	43	86	187	46.0	9	13	69.2
3)	New Orleans	377	134	210	33	82	184	44.6	13	16	81.3
4)	Carolina	356	117	212	27	77	185	41.6	9	19	47.4
5)	Atlanta	352	84	238	30	92	203	45.3	10	19	52.6
6)	Philadelphia	346	94	221	31	84	205	41.0	14	23	60.9
7)	San Francisco	344	98	201	45	73	193	37.8	5	10	50.0
8)	Green Bay	332	98	208	26	75	204	36.8	10	20	50.0
9)	Chicago	331	108	177	46	82	200	41.0	9	15	60.0
10)	Seattle	329	133	156	40	81	208	38.9	11	14	78.6
11)	Detroit	325	91	201	33	75	208	36.1	11	18	61.1
12)	Dallas	322	113	184	25	89	215	41.4	12	21	57.1
13)	Minnesota	310	66	218	26	73	204	35.8	9	21	42.9
14)	New York Giants	297	71	208	18	76	206	36.9	12	20	60.0
15)	Washington	280	96	156	28	75	206	36.4	10	18	55.6
16)	Arizona	239	76	137	26	58	199	29.1	6	16	37.5
	Totals	5329	1593	3228	508	1264	3198	39.5	156	278	56.1

NFC / DEFENSE/OPPONENTS: FIRST DOWNS, THIRD DOWNS, FOURTH DOWNS

Rank	Team	FIRST DOWNS				THIRD DOWNS			FOURTH DOWNS		
		Total	Rush	Pass	Pen	Made	Att	Pct	Made	Att	Pct
1)	Chicago	278	67	186	25	75	219	34.2	16	28	57.1
2)	Minnesota	303	107	160	36	58	190	30.5	9	19	47.4
3)	Philadelphia	308	71	215	22	71	201	35.3	11	19	57.9
4)	Dallas	309	89	193	27	85	201	42.3	6	14	42.9
5t)	Carolina	315	110	185	20	73	183	39.9	10	17	58.8
5t)	Detroit	315	88	191	36	69	186	37.1	9	17	52.9
7)	Los Angeles Rams	322	101	185	36	70	188	37.2	9	15	60.0
8)	Seattle	323	91	201	31	64	183	35.0	6	13	46.2
9)	Washington	330	109	197	24	86	196	43.9	5	13	38.5
10)	Green Bay	331	100	199	32	79	212	37.3	12	18	66.7
11)	New Orleans	333	72	224	37	78	189	41.3	14	29	48.3
12)	San Francisco	337	104	195	38	87	216	40.3	10	17	58.8
13)	New York Giants	346	103	205	38	87	206	42.2	14	17	82.4
14)	Tampa Bay	356	122	209	25	73	181	40.3	7	14	50.0
15)	Arizona	357	139	186	32	78	205	38.0	8	13	61.5
16)	Atlanta	375	115	226	34	95	195	48.7	10	13	76.9
	Totals	5238	1588	3157	493	1228	3151	39.0	156	276	56.5

WEEK 17 / THROUGH SUNDAY, DECEMBER 30, 2018

NFL / OFFENSE/TEAMS: FIRST DOWNS, THIRD DOWNS, FOURTH DOWNS

Rank	Team	FIRST DOWNS				THIRD DOWNS			FOURTH DOWNS		
		Total	Rush	Pass	Pen	Made	Att	Pct	Made	Att	Pct
1)	Los Angeles Rams	401	134	236	31	86	191	45.0	6	15	40.0
2)	Tampa Bay	388	80	265	43	86	187	46.0	9	13	69.2
3)	Kansas City	384	108	239	37	83	176	47.2	12	15	80.0
4)	Pittsburgh	378	88	251	39	88	198	44.4	9	14	64.3
5)	New Orleans	377	134	210	33	82	184	44.6	13	16	81.3
6)	Indianapolis	371	96	237	38	104	214	48.6	7	15	46.7
7)	Baltimore	367	153	184	30	104	231	45.0	13	22	59.1
8)	New England	365	131	206	28	82	201	40.8	7	14	50.0
9)	Carolina	356	117	212	27	77	185	41.6	9	19	47.4
10)	Atlanta	352	84	238	30	92	203	45.3	10	19	52.6
11)	Philadelphia	346	94	221	31	84	205	41.0	14	23	60.9
12)	San Francisco	344	98	201	45	73	193	37.8	5	10	50.0
13)	Los Angeles Chargers	338	100	213	25	70	177	39.5	7	8	87.5
14)	Houston	333	94	202	37	77	208	37.0	8	12	66.7
15)	Green Bay	332	98	208	26	75	204	36.8	10	20	50.0
16)	Chicago	331	108	177	46	82	200	41.0	9	15	60.0
17)	Seattle	329	133	156	40	81	208	38.9	11	14	78.6
18)	Detroit	325	91	201	33	75	208	36.1	11	18	61.1
19)	Dallas	322	113	184	25	89	215	41.4	12	21	57.1
20)	Denver	320	107	181	32	69	207	33.3	15	25	60.0
21)	Cleveland	314	93	189	32	73	208	35.1	9	21	42.9
22)	Minnesota	310	66	218	26	73	204	35.8	9	21	42.9
23)	Cincinnati	304	92	182	30	69	187	36.9	9	17	52.9
24)	Oakland	300	86	197	17	73	197	37.1	7	16	43.8
25)	New York Giants	297	71	208	18	76	206	36.9	12	20	60.0
26)	Tennessee	289	106	156	27	82	205	40.0	7	12	58.3
27)	Buffalo	283	108	137	38	68	215	31.6	7	18	38.9
28)	Washington	280	96	156	28	75	206	36.4	10	18	55.6
29)	Jacksonville	277	92	164	21	93	230	40.4	8	17	47.1
30)	New York Jets	258	84	157	17	69	214	32.2	11	22	50.0
31)	Miami	252	75	153	24	56	186	30.1	8	13	61.5
32)	Arizona	239	76	137	26	58	199	29.1	6	16	37.5
	Totals	10462	3206	6276	980	2524	6452	39.1	300	539	55.7

NFL / DEFENSE/OPPONENTS: FIRST DOWNS, THIRD DOWNS, FOURTH DOWNS

Rank	Team	FIRST DOWNS				THIRD DOWNS			FOURTH DOWNS		
		Total	Rush	Pass	Pen	Made	Att	Pct	Made	Att	Pct
1)	Chicago	278	67	186	25	75	219	34.2	16	28	57.1
2)	Baltimore	286	82	174	30	72	211	34.1	10	20	50.0
3)	Jacksonville	288	89	162	37	80	212	37.7	3	12	25.0
4)	Buffalo	293	111	157	25	74	203	36.5	6	11	54.5
5t)	Houston	298	76	200	22	91	227	40.1	12	20	60.0
5t)	Tennessee	298	98	182	18	75	205	36.6	11	20	55.0
7)	Minnesota	303	107	160	36	58	190	30.5	9	19	47.4
8)	Philadelphia	308	71	215	22	71	201	35.3	11	19	57.9
9)	Dallas	309	89	193	27	85	201	42.3	6	14	42.9
10)	Los Angeles Chargers	311	101	178	32	79	202	39.1	11	20	55.0
11t)	Indianapolis	315	87	203	25	82	200	41.0	7	15	46.7
11t)	Carolina	315	110	185	20	73	183	39.9	10	17	58.8
11t)	Detroit	315	88	191	36	69	186	37.1	9	17	52.9
14t)	Oakland	317	108	178	31	93	201	46.3	8	12	66.7
14t)	Pittsburgh	317	84	200	33	72	197	36.5	7	13	53.8
16)	Denver	318	85	197	36	82	211	38.9	6	11	54.5
17t)	New England	322	93	208	21	76	197	38.6	6	16	37.5
17t)	Los Angeles Rams	322	101	185	36	70	188	37.2	9	15	60.0
19)	Seattle	323	91	201	31	64	183	35.0	6	13	46.2
20)	Washington	330	109	197	24	86	196	43.9	5	13	38.5
21)	Green Bay	331	100	199	32	79	212	37.3	12	18	66.7
22)	New Orleans	333	72	224	37	78	189	41.3	14	29	48.3
23)	San Francisco	337	104	195	38	87	216	40.3	10	17	58.8
24)	New York Jets	343	104	201	38	72	213	33.8	9	14	64.3
25)	New York Giants	346	103	205	38	87	206	42.2	14	17	82.4
26)	Miami	350	116	195	39	84	196	42.9	6	15	40.0
27)	Tampa Bay	356	122	209	25	73	181	40.3	7	14	50.0
28)	Arizona	357	139	186	32	78	205	38.0	8	13	61.5
29)	Cincinnati	372	125	221	26	109	223	48.9	11	17	64.7
30)	Atlanta	375	115	226	34	95	195	48.7	10	13	76.9
31)	Cleveland	377	130	216	31	75	210	35.7	13	20	65.0
32)	Kansas City	419	129	247	43	80	193	41.5	18	27	66.7
	Totals	10462	3206	6276	980	2524	6452	39.1	300	539	55.7

WEEK 17 / THROUGH SUNDAY, DECEMBER 30, 2018**AFC / FIRST-DOWN PLAYS BY TEAMS**

Rank	Team	Yds/Play	Plays	Yards
1)	Los Angeles Chargers	6.62	451	2985
2)	Kansas City	6.41	481	3082
3)	New England	6.27	496	3108
4)	Denver	6.25	454	2838
5)	Indianapolis	6.05	487	2944
6)	Cleveland	5.98	465	2779
7)	Pittsburgh	5.97	497	2967
8)	Miami	5.86	389	2280
9)	Tennessee	5.67	416	2359
10)	Cincinnati	5.52	424	2340
11)	Oakland	5.49	442	2426
12)	Baltimore	5.44	498	2711
13)	New York Jets	5.13	417	2141
14)	Houston	5.06	467	2365
15)	Buffalo	5.05	438	2210
16)	Jacksonville	4.77	424	2023
	TOTAL	5.74	7246	41558

AFC / FIRST-DOWN PLAYS BY OPPONENTS

Rank	Team	Yds/Play	Plays	Yards
1)	Baltimore	4.77	421	2008
2)	Buffalo	4.97	432	2148
3)	Jacksonville	5.15	423	2180
4)	Indianapolis	5.31	447	2375
5)	Houston	5.45	440	2396
6)	Tennessee	5.53	434	2400
7)	Pittsburgh	5.67	449	2544
8)	Oakland	5.75	428	2463
9)	Miami	5.80	474	2751
10)	Los Angeles Chargers	5.89	441	2596
11)	Denver	5.90	456	2689
12)	Cleveland	6.08	534	3248
13)	New England	6.11	462	2825
14)	New York Jets	6.14	491	3014
15)	Kansas City	6.30	530	3341
16)	Cincinnati	6.41	490	3139
	TOTAL	5.73	7352	42117

WEEK 17 / THROUGH SUNDAY, DECEMBER 30, 2018**NFC / FIRST-DOWN PLAYS BY TEAMS**

Rank	Team	Yds/Play	Plays	Yards
1)	Los Angeles Rams	6.82	513	3497
2)	New Orleans	6.61	480	3174
3)	San Francisco	6.61	476	3145
4)	Atlanta	6.43	467	3001
5)	Tampa Bay	6.41	512	3280
6)	Carolina	6.08	476	2895
7)	Minnesota	5.91	454	2682
8)	Philadelphia	5.75	469	2696
9)	Green Bay	5.61	462	2594
10)	New York Giants	5.56	430	2391
11)	Seattle	5.36	448	2400
12)	Dallas	5.35	449	2400
13)	Chicago	5.27	454	2394
14)	Arizona	5.15	390	2008
15)	Detroit	4.79	450	2156
16)	Washington	4.79	417	1997
	TOTAL	5.81	7347	42710

NFC / FIRST-DOWN PLAYS BY OPPONENTS

Rank	Team	Yds/Play	Plays	Yards
1)	Chicago	4.70	425	1996
2)	Dallas	4.86	432	2098
3)	Minnesota	5.34	450	2402
4)	New York Giants	5.55	470	2607
5)	Washington	5.60	457	2561
6)	Arizona	5.71	487	2780
7)	Green Bay	5.80	450	2611
8)	Detroit	5.88	430	2528
9)	Carolina	5.91	434	2567
10)	San Francisco	5.92	458	2710
11)	New Orleans	5.96	442	2633
12)	Tampa Bay	6.24	479	2990
13)	Atlanta	6.33	487	3084
14)	Seattle	6.40	453	2900
15)	Philadelphia	6.41	443	2838
16)	Los Angeles Rams	6.41	444	2846
	TOTAL	5.82	7241	42151

WEEK 17 / THROUGH SUNDAY, DECEMBER 30, 2018**NFL / FIRST-DOWN PLAYS BY TEAMS**

Rank	Team	Yds/Play	Plays	Yards
1)	Los Angeles Rams	6.82	513	3497
2)	Los Angeles Chargers	6.62	451	2985
3)	New Orleans	6.61	480	3174
4)	San Francisco	6.61	476	3145
5)	Atlanta	6.43	467	3001
6)	Kansas City	6.41	481	3082
7)	Tampa Bay	6.41	512	3280
8)	New England	6.27	496	3108
9)	Denver	6.25	454	2838
10)	Carolina	6.08	476	2895
11)	Indianapolis	6.05	487	2944
12)	Cleveland	5.98	465	2779
13)	Pittsburgh	5.97	497	2967
14)	Minnesota	5.91	454	2682
15)	Miami	5.86	389	2280
16)	Philadelphia	5.75	469	2696
17)	Tennessee	5.67	416	2359
18)	Green Bay	5.61	462	2594
19)	New York Giants	5.56	430	2391
20)	Cincinnati	5.52	424	2340
21)	Oakland	5.49	442	2426
22)	Baltimore	5.44	498	2711
23)	Seattle	5.36	448	2400
24)	Dallas	5.35	449	2400
25)	Chicago	5.27	454	2394
26)	Arizona	5.15	390	2008
27)	New York Jets	5.13	417	2141
28)	Houston	5.06	467	2365
29)	Buffalo	5.05	438	2210
30)	Detroit	4.79	450	2156
31)	Washington	4.79	417	1997
32)	Jacksonville	4.77	424	2023
	TOTAL	5.77	14593	84268

NFL / FIRST-DOWN PLAYS BY OPPONENTS

Rank	Team	Yds/Play	Plays	Yards
1)	Chicago	4.70	425	1996
2)	Baltimore	4.77	421	2008
3)	Dallas	4.86	432	2098
4)	Buffalo	4.97	432	2148
5)	Jacksonville	5.15	423	2180
6)	Indianapolis	5.31	447	2375
7)	Minnesota	5.34	450	2402
8)	Houston	5.45	440	2396
9)	Tennessee	5.53	434	2400
10)	New York Giants	5.55	470	2607
11)	Washington	5.60	457	2561
12)	Pittsburgh	5.67	449	2544
13)	Arizona	5.71	487	2780
14)	Oakland	5.75	428	2463
15)	Green Bay	5.80	450	2611
16)	Miami	5.80	474	2751
17)	Detroit	5.88	430	2528
18)	Los Angeles Chargers	5.89	441	2596
19)	Denver	5.90	456	2689
20)	Carolina	5.91	434	2567
21)	San Francisco	5.92	458	2710
22)	New Orleans	5.96	442	2633
23)	Cleveland	6.08	534	3248
24)	New England	6.11	462	2825
25)	New York Jets	6.14	491	3014
26)	Tampa Bay	6.24	479	2990
27)	Kansas City	6.30	530	3341
28)	Atlanta	6.33	487	3084
29)	Seattle	6.40	453	2900
30)	Cincinnati	6.41	490	3139
31)	Philadelphia	6.41	443	2838
32)	Los Angeles Rams	6.41	444	2846
	TOTAL	5.77	14593	84268

WEEK 17 / THROUGH SUNDAY, DECEMBER 30, 2018**AFC / KICKOFFS (Receiving Team)**

Rank	Team	TotKO	AdjKO	TB	TB%	EZ	EZ%	OB	I20	Avg.Start
1)	New York Jets	97	93	47	50.5	58	59.8	1	11	28.1
2)	Tennessee	71	71	48	67.6	57	80.3	0	2	28.0
3)	Kansas City	87	81	44	54.3	56	64.4	2	7	26.7
4)	Cincinnati	96	91	52	57.1	63	65.6	1	6	26.7
5)	New England	76	72	46	63.9	61	80.3	0	8	26.3
6)	Houston	73	70	51	72.9	59	80.8	0	0	25.9
7)	Oakland	97	96	67	69.8	72	74.2	1	5	25.8
8)	Jacksonville	78	77	52	67.5	60	76.9	0	6	25.5
9)	Baltimore	66	66	34	51.5	44	66.7	0	8	25.2
10)	Buffalo	81	79	41	51.9	49	60.5	1	9	25.1
11)	Indianapolis	78	78	61	78.2	64	82.1	0	3	24.9
12)	Miami	92	90	51	56.7	75	81.5	0	10	24.9
13)	Pittsburgh	81	80	48	60.0	56	69.1	0	10	24.2
14)	Denver	78	77	47	61.0	59	75.6	1	9	24.2
15)	Los Angeles Char	74	68	40	58.8	56	75.7	1	8	24.2
16)	Cleveland	91	90	46	51.1	62	68.1	0	12	23.8
	Totals	1316	1279	775	60.6	951	74.4	8	114	25.6

AFC / KICKOFFS (Kicking Team)

Rank	Team	TotKO	AdjKO	TB	TB%	EZ	EZ%	OB	I20	Avg.Start
1)	Houston	92	90	58	64.4	74	80.4	0	10	23.9
2)	Denver	73	68	42	61.8	54	74.0	1	11	24.3
3)	Jacksonville	64	61	41	67.2	46	71.9	0	6	24.4
4)	Kansas City	111	108	72	66.7	86	77.5	3	14	24.6
5)	Los Angeles Char	88	86	27	31.4	48	54.5	0	12	24.8
6)	Pittsburgh	85	84	50	59.5	61	71.8	0	9	24.8
7)	Cincinnati	79	78	45	57.7	61	77.2	1	8	25.0
8)	Indianapolis	88	84	59	70.2	68	77.3	0	9	25.1
9)	Cleveland	79	77	52	67.5	62	78.5	1	6	25.2
10)	New York Jets	83	81	60	74.1	69	83.1	0	4	25.2
11)	Oakland	71	68	29	42.6	43	60.6	1	11	25.3
12)	Miami	70	69	55	79.7	58	82.9	1	4	25.5
13)	Baltimore	92	89	58	65.2	73	79.3	1	6	25.7
14)	Buffalo	66	62	30	48.4	41	62.1	0	9	26.2
15)	Tennessee	72	70	45	64.3	54	75.0	0	5	26.7
16)	New England	93	93	50	53.8	64	68.8	0	7	27.1
	Totals	1306	1268	773	61.0	962	75.9	9	131	25.2

Note: Average team drive start DOES NOT include onside kicks or kickoffs at the end of a half unless either kickoff is returned for a touchdown. All other kickoffs (returned kickoffs, fair catches, touchback and kickoffs out of bounds) are included. Kickoffs resulting in the kicking team retaining possession are not included.

ADJ KO: Adjusted kickoffs are used to compute the Avg. Team Drive Start.

I20: The number of drives that start inside (not including) the 20 yd line.

WEEK 17 / THROUGH SUNDAY, DECEMBER 30, 2018**NFC / KICKOFFS (Receiving Team)**

Rank	Team	TotKO	AdjKO	TB	TB%	EZ	EZ%	OB	I20	Avg.Start
1)	San Francisco	90	88	53	60.2	71	78.9	1	10	26.1
2)	New Orleans	75	71	49	69.0	60	80.0	1	4	25.2
3)	Seattle	79	77	48	62.3	59	74.7	1	11	25.2
4)	Minnesota	83	80	57	71.3	69	83.1	1	5	25.2
5)	Tampa Bay	91	90	59	65.6	70	76.9	1	5	25.2
6)	New York Giants	91	85	44	51.8	67	73.6	0	10	25.0
7)	Arizona	87	85	61	71.8	69	79.3	0	7	24.8
8)	Green Bay	86	83	54	65.1	62	72.1	1	6	24.8
9)	Atlanta	87	86	55	64.0	77	88.5	0	8	24.8
10)	Dallas	77	73	60	82.2	66	85.7	1	4	24.7
11)	Carolina	81	80	53	66.3	64	79.0	2	10	24.7
12)	Washington	77	75	47	62.7	54	70.1	0	7	24.7
13)	Detroit	77	73	55	75.3	64	83.1	0	5	24.7
14)	Los Angeles Rams	87	81	43	53.1	62	71.3	1	12	24.7
15)	Philadelphia	82	82	49	59.8	62	75.6	0	11	24.6
16)	Chicago	68	62	39	62.9	47	69.1	0	11	23.4
	Totals	1318	1271	826	65.01023	80.5	10	126	24.9	

NFC / KICKOFFS (Kicking Team)

Rank	Team	TotKO	AdjKO	TB	TB%	EZ	EZ%	OB	I20	Avg.Start
1)	Detroit	79	73	37	50.7	52	65.8	0	15	23.8
2)	Arizona	56	55	28	50.9	37	66.1	1	5	24.3
3)	New Orleans	103	102	64	62.7	86	83.5	0	11	24.5
4)	New York Giants	85	80	51	63.8	60	70.6	3	5	24.7
5)	Tampa Bay	86	83	51	61.4	63	73.3	0	8	24.9
6)	Atlanta	89	85	51	60.0	64	71.9	0	6	25.0
7)	Philadelphia	82	81	57	70.4	64	78.0	0	6	25.1
8)	Washington	70	69	56	81.2	62	88.6	0	2	25.1
9)	Minnesota	79	72	44	61.1	53	67.1	2	7	25.2
10)	Los Angeles Rams	107	106	77	72.6	85	79.4	1	6	25.3
11)	Carolina	78	76	60	78.9	68	87.2	0	3	25.5
12)	San Francisco	81	78	52	66.7	62	76.5	0	7	25.6
13)	Chicago	89	87	65	74.7	74	83.1	1	6	25.8
14)	Dallas	77	77	52	67.5	65	84.4	0	3	26.2
15)	Seattle	83	79	42	53.2	57	68.7	1	11	26.4
16)	Green Bay	84	79	41	51.9	60	71.4	0	8	26.6
	Totals	1328	1282	828	64.61012	78.9	9	109	25.3	

Note: Average team drive start DOES NOT include inside kicks or kickoffs at the end of a half unless either kickoff is returned for a touchdown. All other kickoffs (returned kickoffs, fair catches, touchback and kickoffs out of bounds) are included. Kickoffs resulting in the kicking team retaining possession are not included.

ADJ KO: Adjusted kickoffs are used to compute the Avg. Team Drive Start.

I20: The number of drives that start inside (not including) the 20 yd line.

WEEK 17 / THROUGH SUNDAY, DECEMBER 30, 2018

NFL / KICKOFFS (Receiving Team)

Rank	Team	TotKO	AdjKO	TB	TB%	EZ	EZ%	OB	I20	Avg.Start
1)	New York Jets	97	93	47	50.5	58	59.8	1	11	28.1
2)	Tennessee	71	71	48	67.6	57	80.3	0	2	28.0
3)	Kansas City	87	81	44	54.3	56	64.4	2	7	26.7
4)	Cincinnati	96	91	52	57.1	63	65.6	1	6	26.7
5)	New England	76	72	46	63.9	61	80.3	0	8	26.3
6)	San Francisco	90	88	53	60.2	71	78.9	1	10	26.1
7)	Houston	73	70	51	72.9	59	80.8	0	0	25.9
8)	Oakland	97	96	67	69.8	72	74.2	1	5	25.8
9)	Jacksonville	78	77	52	67.5	60	76.9	0	6	25.5
10)	New Orleans	75	71	49	69.0	60	80.0	1	4	25.2
11)	Baltimore	66	66	34	51.5	44	66.7	0	8	25.2
12)	Seattle	79	77	48	62.3	59	74.7	1	11	25.2
13)	Minnesota	83	80	57	71.3	69	83.1	1	5	25.2
14)	Tampa Bay	91	90	59	65.6	70	76.9	1	5	25.2
15)	Buffalo	81	79	41	51.9	49	60.5	1	9	25.1
16)	New York Giants	91	85	44	51.8	67	73.6	0	10	25.0
17)	Indianapolis	78	78	61	78.2	64	82.1	0	3	24.9
18)	Miami	92	90	51	56.7	75	81.5	0	10	24.9
19)	Arizona	87	85	61	71.8	69	79.3	0	7	24.8
20)	Green Bay	86	83	54	65.1	62	72.1	1	6	24.8
21)	Atlanta	87	86	55	64.0	77	88.5	0	8	24.8
22)	Dallas	77	73	60	82.2	66	85.7	1	4	24.7
23)	Carolina	81	80	53	66.3	64	79.0	2	10	24.7
24)	Washington	77	75	47	62.7	54	70.1	0	7	24.7
25)	Detroit	77	73	55	75.3	64	83.1	0	5	24.7
26)	Los Angeles Rams	87	81	43	53.1	62	71.3	1	12	24.7
27)	Philadelphia	82	82	49	59.8	62	75.6	0	11	24.6
28)	Pittsburgh	81	80	48	60.0	56	69.1	0	10	24.2
29)	Denver	78	77	47	61.0	59	75.6	1	9	24.2
30)	Los Angeles Char	74	68	40	58.8	56	75.7	1	8	24.2
31)	Cleveland	91	90	46	51.1	62	68.1	0	12	23.8
32)	Chicago	68	62	39	62.9	47	69.1	0	11	23.4
	Totals	2634	2550	1601	62.8	1974	77.4	18	240	25.3

Note: Average opponent drive start DOES NOT include outside kicks or kickoffs at the end of a half unless either kickoff is returned for a touchdown. All other kickoffs (returned kickoffs, fair catches, touchback and kickoffs out of bounds) are included. Kickoffs resulting in the kicking team retaining possession are not included.

ADJ KO: Adjusted kickoffs are used to compute the Avg. Team Drive Start.

I20: The number of drives that start inside (not including) the 20 yd line.

WEEK 17 / THROUGH SUNDAY, DECEMBER 30, 2018**NFL / KICKOFFS (Kicking Team)**

Rank	Team	TotKO	AdjKO	TB	TB%	EZ	EZ%	OB	I20	Avg.Start
1)	Detroit	79	73	37	50.7	52	65.8	0	15	23.8
2)	Houston	92	90	58	64.4	74	80.4	0	10	23.9
3)	Denver	73	68	42	61.8	54	74.0	1	11	24.3
4)	Arizona	56	55	28	50.9	37	66.1	1	5	24.3
5)	Jacksonville	64	61	41	67.2	46	71.9	0	6	24.4
6)	New Orleans	103	102	64	62.7	86	83.5	0	11	24.5
7)	Kansas City	111	108	72	66.7	86	77.5	3	14	24.6
8)	New York Giants	85	80	51	63.8	60	70.6	3	5	24.7
9)	Los Angeles Char	88	86	27	31.4	48	54.5	0	12	24.8
10)	Pittsburgh	85	84	50	59.5	61	71.8	0	9	24.8
11)	Tampa Bay	86	83	51	61.4	63	73.3	0	8	24.9
12)	Atlanta	89	85	51	60.0	64	71.9	0	6	25.0
13)	Cincinnati	79	78	45	57.7	61	77.2	1	8	25.0
14)	Philadelphia	82	81	57	70.4	64	78.0	0	6	25.1
15)	Indianapolis	88	84	59	70.2	68	77.3	0	9	25.1
16)	Washington	70	69	56	81.2	62	88.6	0	2	25.1
17)	Minnesota	79	72	44	61.1	53	67.1	2	7	25.2
18)	Cleveland	79	77	52	67.5	62	78.5	1	6	25.2
19)	New York Jets	83	81	60	74.1	69	83.1	0	4	25.2
20)	Oakland	71	68	29	42.6	43	60.6	1	11	25.3
21)	Los Angeles Rams	107	106	77	72.6	85	79.4	1	6	25.3
22)	Carolina	78	76	60	78.9	68	87.2	0	3	25.5
23)	Miami	70	69	55	79.7	58	82.9	1	4	25.5
24)	San Francisco	81	78	52	66.7	62	76.5	0	7	25.6
25)	Baltimore	92	89	58	65.2	73	79.3	1	6	25.7
26)	Chicago	89	87	65	74.7	74	83.1	1	6	25.8
27)	Dallas	77	77	52	67.5	65	84.4	0	3	26.2
28)	Buffalo	66	62	30	48.4	41	62.1	0	9	26.2
29)	Seattle	83	79	42	53.2	57	68.7	1	11	26.4
30)	Green Bay	84	79	41	51.9	60	71.4	0	8	26.6
31)	Tennessee	72	70	45	64.3	54	75.0	0	5	26.7
32)	New England	93	93	50	53.8	64	68.8	0	7	27.1
	Totals	2634	2550	1601	62.8	1974	77.4	18	240	25.3

Note: Average team drive start DOES NOT include onside kicks or kickoffs at the end of a half unless either kickoff is returned for a touchdown. All other kickoffs (returned kickoffs, fair catches, touchback and kickoffs out of bounds) are included. Kickoffs resulting in the kicking team retaining possession are not included.

ADJ KO: Adjusted kickoffs are used to compute the Avg. Team Drive Start.

I20: The number of drives that start inside (not including) the 20 yd line.

WEEK 17 / THROUGH SUNDAY, DECEMBER 30, 2018

AFC / SINGLE-GAME HIGHS / PLAYERS

Most Points-- 24, Myers, NY-J vs. Ind., 10/14, (0 td, 7 fg, 3 xp, 0 2pt)
Most Points-- 24, Henry, Tenn. vs. Jax , 12/6, (4 td, 0 fg, 0 xp, 0 2pt)
Passing Yards-- 478, Mahomes, K.C. at LA-R, 11/19, (33-46, 478, 6 td, 3 int)
Longest Pass-- 97, Roethlisberger, Pitt. at Denv., 11/25, (to Smith-Schuster, JuJu, td)
Passing Touchdowns-- 6, Mahomes, K.C. at Pitt., 9/16, (23-28, 326, 6 td, 0 int)
Passing Touchdowns-- 6, Mahomes, K.C. at LA-R, 11/19, (33-46, 478, 6 td, 3 int)
Rushing Yards-- 238, Henry, Tenn. vs. Jax , 12/6, (17-238, 4 td)
Rushing Attempts-- 33, Henry, Tenn. at NY-G, 12/16, (33-170, 2 td)
Longest Rush-- 99, Henry, Tenn. vs. Jax , 12/6, td
Receptions-- 14, Allen, LA-C at Pitt., 12/2, (14-148, 1 td)
Receptions-- 14, Brown, Pitt. at N.O., 12/23, (14-185, 2 td)
Receiving Yards-- 215, Hill, K.C. at LA-R, 11/19, (10-215, 2 td)
Kickoff Return Yards-- 207, Tr. Smith, K.C. at LA-R, 11/19, (7-207, 0 td)
Kickoff Returns-- 7, Tr. Smith, K.C. at LA-R, 11/19, (7-207, 0 td)
Longest Kickoff Return-- 102, Grant, Miami vs. Tenn., 9/9, td
Punt Return Yards-- 137, A. Roberts, NY-J at Det., 9/10, (3-137, 0 fc, 1 td)
Punt Returns-- 6, Grant, Balt. vs. Buff., 9/9, (6-54, 1 fc, 0 td)
Punt Returns-- 6, Carter, Hou. vs. Jax , 12/30, (6-56, 3 fc, 0 td)
Longest Punt Return-- 99, D. Harris, Oak. vs. Denv., 12/24, td
Interceptions-- 2, Ward, Clev. vs. Pitt., 9/9 (OT), (2-26, 0 td)
Interceptions-- 2, (10 times in Non-Overtime Games)
Longest Interception Return-- 104, Maye, NY-J vs. Denv., 10/7
Sacks-- 3.0, Watt, Pitt. at Clev., 9/9 (OT)
Sacks-- 3.0, (10 times in Non-Overtime Games)
Scrimmage Yards-- 238, Henry, Tenn. vs. Jax , 12/6, (Rush 17-238, Rec 0-0)
Longest Punt-- 79, Colquitt, Clev. at T.B., 10/21 (OT)
Longest Punt-- 72, Cooke, Jax vs. Wash., 12/16
Punts-- 12, Colquitt, Clev. vs. Pitt., 9/9 (OT), (12-522, 43.5)
Punts-- 9, (4 times in Non-Overtime Games)
Field Goals Made-- 7, Myers, NY-J vs. Ind., 10/14, (7-7, 48 lg)
Longest Field Goal-- 59, Badgley, LA-C vs. Cin., 12/9

NFC / SINGLE-GAME HIGHS / PLAYERS

Most Points-- 22, Gurley, LA-R vs. Ariz., 9/16, (3 td, 0 fg, 0 xp, 2 2pt)
Passing Yards-- 471, Foles, Phil. vs. Hou., 12/23, (35-49, 471, 4 td, 1 int)
Longest Pass-- 90, Prescott, Dal. vs. Wash., 11/22, (to Cooper, Amari, td)
Passing Touchdowns-- 6, Trubisky, Chi. vs. T.B., 9/30, (19-26, 354, 6 td, 0 int)
Rushing Yards-- 208, Gurley, LA-R at Denv., 10/14, (28-208, 2 td)
Rushing Attempts-- 32, Carson, Sea. vs. Dal., 9/23, (32-102, 1 td)
Longest Rush-- 90, Peterson, Wash. at Phil., 12/3, td
Receptions-- 16, Thomas, N.O. vs. T.B., 9/9, (16-180, 1 td)
Receiving Yards-- 217, Cooper, Dal. vs. Phil., 12/9 (OT), (10-217, 3 td)
Receiving Yards-- 211, Thomas, N.O. vs. LA-R, 11/4, (12-211, 1 td)
Kickoff Return Yards-- 159, Reed, S.F. vs. Det., 9/16, (4-159, 0 td)
Kickoff Returns-- 7, Ogunbowale, T.B. at NY-G, 11/18, (7-137, 0 td)
Longest Kickoff Return-- 97, James, S.F. vs. Sea., 12/16 (OT), td
Longest Kickoff Return-- 90, Reed, S.F. vs. Det., 9/16
Punt Return Yards-- 133, Natson, LA-R vs. Ariz., 9/16, (6-133, 1 fc, 0 td)
Punt Returns-- 6, Natson, LA-R vs. Ariz., 9/16, (6-133, 1 fc, 0 td)
Longest Punt Return-- 70, Sherels, Minn. vs. Miami, 12/16
Interceptions-- 3, Adams, T.B. vs. Car., 12/2, (3-21, 0 td)
Longest Interception Return-- 98, Wagner, Sea. vs. S.F., 12/2, td
Sacks-- 4.0, Donald, LA-R at S.F., 10/21
Scrimmage Yards-- 240, Elliott, Dal. vs. Det., 9/30, (Rush 25-152, Rec 4-88)
Longest Punt-- 70, Wile, Minn. vs. Buff., 9/23
Punts-- 8, M. Dickson, Sea. at S.F., 12/16 (OT), (8-426, 53.3)
Punts-- 8, (6 times in Non-Overtime Games)
Field Goals Made-- 5, Crosby, G.B. vs. Minn., 9/16 (OT), (5-6, 48 lg)
Field Goals Made-- 4, (9 times in Non-Overtime Games)
Longest Field Goal-- 63, Gano, Car. vs. NY-G, 10/7

WEEK 17 / THROUGH SUNDAY, DECEMBER 30, 2018

NFL / SINGLE-GAME HIGHS / PLAYERS

Most Points-- 24, Myers, NY-J vs. Ind., 10/14, (0 td, 7 fg, 3 xp, 0 2pt)
Most Points-- 24, Henry, Tenn. vs. Jax , 12/6, (4 td, 0 fg, 0 xp, 0 2pt)
Passing Yards-- 478, Mahomes, K.C. at LA-R, 11/19, (33-46, 478, 6 td, 3 int)
Longest Pass-- 97, Roethlisberger, Pitt. at Denv., 11/25, (to Smith-Schuster, JuJu, td)
Passing Touchdowns-- 6, (3 times in Non-Overtime Games)
Rushing Yards-- 238, Henry, Tenn. vs. Jax , 12/6, (17-238, 4 td)
Rushing Attempts-- 33, Henry, Tenn. at NY-G, 12/16, (33-170, 2 td)
Longest Rush-- 99, Henry, Tenn. vs. Jax , 12/6, td
Receptions-- 16, Thomas, N.O. vs. T.B., 9/9, (16-180, 1 td)
Receiving Yards-- 217, Cooper, Dal. vs. Phil., 12/9 (OT), (10-217, 3 td)
Receiving Yards-- 215, Hill, K.C. at LA-R, 11/19, (10-215, 2 td)
Kickoff Return Yards-- 207, Tr. Smith, K.C. at LA-R, 11/19, (7-207, 0 td)
Kickoff Returns-- 7, Ogunbowale, T.B. at NY-G, 11/18, (7-137, 0 td)
Kickoff Returns-- 7, Tr. Smith, K.C. at LA-R, 11/19, (7-207, 0 td)
Longest Kickoff Return-- 102, Grant, Miami vs. Tenn., 9/9, td
Punt Return Yards-- 137, A. Roberts, NY-J at Det., 9/10, (3-137, 0 fc, 1 td)
Punt Returns-- 6, (3 times in Non-Overtime Games)
Longest Punt Return-- 99, D. Harris, Oak. vs. Denv., 12/24, td
Interceptions-- 3, Adams, T.B. vs. Car., 12/2, (3-21, 0 td)
Longest Interception Return-- 104, Maye, NY-J vs. Denv., 10/7
Sacks-- 4.0, Donald, LA-R at S.F., 10/21
Scrimmage Yards-- 240, Elliott, Dal. vs. Det., 9/30, (Rush 25-152, Rec 4-88)
Longest Punt-- 79, Colquitt, Clev. at T.B., 10/21 (OT)
Longest Punt-- 72, Cooke, Jax vs. Wash., 12/16
Punts-- 12, Colquitt, Clev. vs. Pitt., 9/9 (OT), (12-522, 43.5)
Punts-- 9, (4 times in Non-Overtime Games)
Field Goals Made-- 7, Myers, NY-J vs. Ind., 10/14, (7-7, 48 lg)
Longest Field Goal-- 63, Gano, Car. vs. NY-G, 10/7

WEEK 17 / THROUGH SUNDAY, DECEMBER 30, 2018

300-Yard Passing Games

478, Mahomes, KC at LAR 11/19 (33-46, 6 TD)
471, Foles, PHI vs. HOU 12/23 (35-49, 4 TD)
465, Goff, LAR vs. MIN 09/27 (26-33, 5 TD)
464, Luck, IND vs. HOU 09/30 (ot) (40-62, 4 TD)
462, Roethlisberger, PIT at DEN 11/25 (41-56, 1 TD)
455, Prescott, DAL vs. PHI 12/09 (ot) (42-54, 3 TD)
452, Roethlisberger, PIT vs. KC 09/16 (39-60, 3 TD)
442, Rodgers, GB at NYJ 12/23 (ot) (37-55, 2 TD)
442, Rodgers, GB at DET 10/07 (32-52, 3 TD)
439, Brees, NO vs. TB 09/09 (37-45, 3 TD)
437, Carr, OAK vs. CLE 09/30 (ot) (35-58, 4 TD)
430, Bortles, JAX at KC 10/07 (33-61, 1 TD)
425, Cousins, MIN at GB 09/16 (ot) (35-48, 4 TD)
425, Rodgers, GB vs. SF 10/15 (25-46, 2 TD)
424, Rivers, LAC vs. KC 09/09 (34-51, 3 TD)
422, Cousins, MIN at LAR 09/27 (36-50, 3 TD)
419, Ryan, ATL vs. CIN 09/30 (29-39, 3 TD)
417, Fitzpatrick, TB at NO 09/09 (21-28, 4 TD)
414, Mullens, SF at SEA 12/02 (30-48, 2 TD)
413, Goff, LAR vs. KC 11/19 (31-49, 4 TD)
411, Fitzpatrick, TB vs. PIT 09/24 (30-50, 3 TD)
406, Fitzpatrick, TB vs. WAS 11/11 (29-41, 0 TD)
402, Fitzpatrick, TB vs. PHI 09/16 (27-33, 4 TD)
401, Rivers, LAC vs. DEN 11/18 (28-43, 2 TD)
399, Manning, NYG at ATL 10/22 (27-38, 1 TD)
399, Luck, IND at HOU 12/09 (27-41, 2 TD)
397, Mayfield, CLE at HOU 12/02 (29-43, 1 TD)
396, Brees, NO at ATL 09/23 (ot) (39-49, 3 TD)
395, Winston, TB at ATL 10/14 (30-41, 4 TD)
391, Goff, LAR at NO 11/04 (28-40, 3 TD)
388, Bortles, JAX vs. NYJ 09/30 (29-38, 2 TD)
387, Prescott, DAL at NYG 12/30 (27-44, 4 TD)
385, Watson, HOU vs. NYG 09/23 (24-40, 2 TD)
380, Osweiler, MIA vs. CHI 10/14 (ot) (28-44, 3 TD)
380, Roethlisberger, PIT at NO 12/23 (33-50, 3 TD)
379, Ryan, ATL vs. NYG 10/22 (31-39, 1 TD)
378, Ryan, ATL at TB 12/30 (31-44, 2 TD)
377, Keenum, DEN at NYJ 10/07 (35-51, 2 TD)
377, Ryan, ATL at NO 11/22 (35-47, 2 TD)
377, Mahomes, KC vs. BAL 12/09 (ot) (35-53, 2 TD)
376, Flacco, BAL at CIN 09/13 (32-55, 2 TD)
376, Mayfield, CLE at BAL 12/30 (23-42, 3 TD)
376, Bortles, JAX vs. NE 09/16 (29-45, 4 TD)
375, Watson, HOU vs. DAL 10/07 (ot) (33-44, 1 TD)
375, Watson, HOU at IND 09/30 (ot) (29-42, 2 TD)
375, Mahomes, KC at CLE 11/04 (23-32, 3 TD)
374, Ryan, ATL vs. NO 09/23 (ot) (26-35, 5 TD)
369, Roethlisberger, PIT at CIN 10/14 (32-46, 1 TD)
365, Winston, TB vs. CLE 10/21 (ot) (32-52, 0 TD)
365, Luck, IND at NE 10/04 (38-59, 3 TD)
363, Flacco, BAL at PIT 09/30 (28-42, 2 TD)
363, Brees, NO vs. PHI 11/18 (22-30, 4 TD)
363, Brees, NO vs. WAS 10/08 (26-29, 3 TD)
360, Wentz, PHI vs. DAL 11/11 (32-44, 2 TD)
359, Cousins, MIN vs. NO 10/28 (31-41, 2 TD)
358, Mahomes, KC vs. CIN 10/21 (28-39, 4 TD)
358, Brady, NE at MIA 12/09 (27-43, 3 TD)
357, Newton, CAR at DET 11/18 (25-37, 3 TD)
357, Luck, IND vs. NYG 12/23 (31-47, 2 TD)
355, Ryan, ATL vs. TB 10/14 (31-41, 3 TD)
355, Trubisky, CHI vs. DET 11/11 (23-30, 3 TD)
354, Goff, LAR vs. ARI 09/16 (24-32, 1 TD)
354, Goff, LAR vs. LAC 09/23 (29-36, 3 TD)
354, Trubisky, CHI vs. TB 09/30 (19-26, 6 TD)
353, Roethlisberger, PIT at TB 09/24 (30-38, 3 TD)
352, Dalton, CIN at CAR 09/23 (29-46, 2 TD)
352, Mahomes, KC at NE 10/14 (23-36, 4 TD)
350, Ryan, ATL at WAS 11/04 (26-38, 4 TD)
349, Beathard, SF vs. ARI 10/07 (34-54, 2 TD)
348, Wentz, PHI at TEN 09/30 (ot) (33-50, 2 TD)
347, Stafford, DET at SF 09/16 (34-53, 3 TD)
346, Brees, NO vs. LAR 11/04 (25-36, 4 TD)
345, Winston, TB vs. ATL 12/30 (22-35, 4 TD)
345, Carr, OAK at MIA 09/23 (27-39, 1 TD)
344, Mariota, TEN vs. PHI 09/30 (ot) (30-43, 2 TD)
343, Luck, IND vs. MIA 11/25 (30-37, 3 TD)
342, Cousins, MIN vs. GB 11/25 (29-38, 3 TD)
342, Mayfield, CLE vs. BAL 10/07 (ot) (25-43, 1 TD)
341, Darnold, NYJ vs. GB 12/23 (ot) (24-35, 3 TD)

341, Brady, NE vs. IND 10/04 (34-44, 3 TD)
340, Brady, NE vs. KC 10/14 (24-35, 1 TD)
339, Rivers, LAC vs. OAK 10/07 (22-27, 2 TD)
339, Wilson, SEA at CAR 11/25 (22-31, 2 TD)
339, Goff, LAR vs. PHI 12/16 (35-53, 0 TD)
339, Watson, HOU at PHI 12/23 (29-40, 2 TD)
337, Dalton, CIN at ATL 09/30 (29-41, 3 TD)
336, Winston, TB at DAL 12/23 (34-48, 1 TD)
335, Newton, CAR at ATL 09/16 (32-45, 3 TD)
335, Roethlisberger, PIT at CLE 09/09 (ot) (23-41, 1 TD)
334, Darnold, NYJ vs. MIA 09/16 (25-41, 1 TD)
334, Foles, PHI at TB 09/16 (35-48, 1 TD)
333, Trubisky, CHI vs. NE 10/21 (26-50, 2 TD)
332, Rodgers, GB at SEA 11/15 (21-30, 2 TD)
332, Mullens, SF vs. DEN 12/09 (20-33, 2 TD)
330, Ryan, ATL at CLE 11/11 (38-52, 2 TD)
329, Keenum, DEN vs. SEA 09/09 (25-39, 3 TD)
328, Roethlisberger, PIT vs. CAR 11/08 (22-25, 5 TD)
326, Mahomes, KC at PIT 09/16 (23-28, 6 TD)
326, Brees, NO vs. PIT 12/23 (27-39, 1 TD)
326, Manning, NYG at CAR 10/07 (22-36, 2 TD)
324, Brady, NE at BUF 10/29 (29-45, 0 TD)
322, Keenum, DEN vs. LAR 10/14 (25-41, 2 TD)
322, Carr, OAK vs. PIT 12/09 (25-34, 2 TD)
321, Goff, LAR at SEA 10/07 (23-32, 1 TD)
320, Bortles, JAX at IND 11/11 (26-38, 2 TD)
319, Luck, IND vs. CIN 09/09 (39-53, 2 TD)
318, Goff, LAR vs. SEA 11/11 (28-39, 2 TD)
316, Manning, NYG vs. WAS 10/28 (30-47, 1 TD)
316, Trubisky, CHI at MIA 10/14 (ot) (22-31, 3 TD)
314, Roethlisberger, PIT at JAX 11/18 (27-47, 2 TD)
314, Mahomes, KC vs. SF 09/23 (24-38, 3 TD)
313, Rivers, LAC at KC 12/13 (26-38, 2 TD)
313, Mahomes, KC vs. JAX 10/07 (22-38, 0 TD)
312, Winston, TB vs. SF 11/25 (29-38, 2 TD)
311, Wentz, PHI vs. MIN 10/07 (24-35, 2 TD)
311, Brady, NE vs. MIN 12/02 (24-32, 1 TD)
310, Watson, HOU at TEN 09/16 (22-32, 2 TD)
310, Stafford, DET vs. SEA 10/28 (27-40, 2 TD)
310, Wentz, PHI vs. CAR 10/21 (30-37, 2 TD)
309, Manning, NYG at IND 12/23 (25-33, 1 TD)
307, Stafford, DET at DAL 09/30 (24-30, 2 TD)
306, A. Smith, WAS vs. ATL 11/04 (30-46, 1 TD)
306, Rivers, LAC vs. TEN 10/21 (19-26, 2 TD)
306, Wentz, PHI vs. WAS 12/03 (27-39, 2 TD)
304, Mahomes, KC at DEN 10/01 (28-45, 1 TD)
303, Carr, OAK vs. LAR 09/10 (29-40, 0 TD)
303, Mahomes, KC vs. DEN 10/28 (24-34, 4 TD)
303, Mariota, TEN at HOU 11/26 (22-23, 2 TD)
301, Cousins, MIN at PHI 10/07 (30-37, 1 TD)
301, Luck, IND at NYJ 10/14 (23-43, 4 TD)
301, Manning, NYG vs. DAL 12/30 (24-41, 2 TD)
300, Newton, CAR at TB 12/02 (28-41, 2 TD)

WEEK 17 / THROUGH SUNDAY, DECEMBER 30, 2018

100-Yard Receiving Games

217, Cooper, DAL vs. PHI 12/09 (ot) (10 rec., 3 TD)
215, Hill, KC at LAR 11/19 (10 rec., 2 TD)
211, Thomas, NO vs. LAR 11/04 (12 rec., 1 TD)
210, Kittle, SF vs. DEN 12/09 (7 rec., 1 TD)
199, Hilton, IND at HOU 12/09 (9 rec., 0 TD)
189, Smith-Schuster, PIT at DEN 11/25 (13 rec., 1 TD)
185, Brown, PIT at NO 12/23 (14 rec., 2 TD)
180, Cook, OAK vs. LAR 09/10 (9 rec., 0 TD)
180, Thomas, NO vs. TB 09/09 (16 rec., 1 TD)
180, Cooper, DAL vs. WAS 11/22 (8 rec., 2 TD)
179, M. Evans, TB at CIN 10/28 (6 rec., 1 TD)
173, J. Jones, ATL vs. CIN 09/30 (9 rec., 0 TD)
173, J. Nelson, OAK at MIA 09/23 (6 rec., 1 TD)
170, Hopkins, HOU at NYJ 12/15 (10 rec., 2 TD)
169, Hill, KC at LAC 09/09 (7 rec., 2 TD)
169, J. Jones, ATL at PHI 09/06 (10 rec., 0 TD)
169, Hopkins, HOU at IND 09/30 (ot) (10 rec., 1 TD)
168, Kelce, KC at OAK 12/02 (12 rec., 2 TD)
167, S. Shepard, NYG at ATL 10/22 (5 rec., 0 TD)
166, D. Adams, GB at SEA 11/15 (10 rec., 0 TD)
162, Kupp, LAR vs. MIN 09/27 (9 rec., 2 TD)
161, C. Davis, TEN vs. PHI 09/30 (ot) (9 rec., 1 TD)
160, Jeffery, PHI at LAR 12/16 (8 rec., 0 TD)
159, Cooks, LAR vs. ARI 09/16 (7 rec., 0 TD)
157, Smith, NO vs. PHI 11/18 (10 rec., 1 TD)
157, Moore, CAR at DET 11/18 (7 rec., 1 TD)
156, Cohen, CHI at NYG 12/02 (ot) (12 rec., 0 TD)
155, Wilson, MIA vs. CHI 10/14 (ot) (6 rec., 2 TD)
155, Hilton, IND vs. TEN 11/18 (9 rec., 2 TD)
154, Brown, PIT vs. LAC 12/02 (10 rec., 1 TD)
151, Hopkins, HOU vs. DAL 10/07 (ot) (9 rec., 0 TD)
149, Kittle, SF at LAR 12/30 (9 rec., 1 TD)
148, Allen, LAC at PIT 12/02 (14 rec., 1 TD)
147, J. Jones, ATL at NO 11/22 (11 rec., 0 TD)
147, Hopkins, HOU vs. JAX 12/30 (12 rec., 0 TD)
147, M. Evans, TB at NO 09/09 (7 rec., 1 TD)
146, Jackson, TB at NO 09/09 (5 rec., 2 TD)
146, Golladay, DET at BUF 12/16 (7 rec., 0 TD)
146, Ridley, ATL vs. NO 09/23 (ot) (7 rec., 3 TD)
145, Ertz, PHI vs. DAL 11/11 (14 rec., 2 TD)
144, J. Jones, ATL vs. TB 10/14 (10 rec., 0 TD)
143, Beckham, NYG at ATL 10/22 (8 rec., 1 TD)
142, Cobb, GB vs. CHI 09/09 (9 rec., 1 TD)
142, Hill, KC at NE 10/14 (7 rec., 3 TD)
140, D. Adams, GB at DET 10/07 (9 rec., 1 TD)
140, R. Anderson, NYJ vs. GB 12/23 (ot) (9 rec., 1 TD)
139, Hill, KC vs. BAL 12/09 (ot) (8 rec., 0 TD)
138, Ertz, PHI vs. CAR 10/21 (9 rec., 0 TD)
138, J. Jones, ATL at TB 12/30 (9 rec., 1 TD)
138, Hilton, IND vs. NYG 12/23 (7 rec., 0 TD)
138, James, PIT vs. KC 09/16 (5 rec., 1 TD)
138, Boyd, CIN vs. TB 10/28 (9 rec., 1 TD)
137, M. Evans, TB vs. PIT 09/24 (6 rec., 1 TD)
136, Beckham, NYG vs. WAS 10/28 (8 rec., 0 TD)
135, Stills, MIA vs. NE 12/09 (8 rec., 1 TD)
135, Thielen, MIN at LAR 09/27 (8 rec., 1 TD)
135, Sanders, DEN vs. SEA 09/09 (10 rec., 1 TD)
134, Parker, MIA at HOU 10/25 (6 rec., 0 TD)
134, J. Brown, BAL vs. NO 10/21 (7 rec., 1 TD)
133, D. Adams, GB at LAR 10/28 (5 rec., 0 TD)
133, Robinson, CHI vs. DET 11/11 (6 rec., 2 TD)
132, Tate, DET at DAL 09/30 (8 rec., 2 TD)
132, Boyd, CIN at CAR 09/23 (6 rec., 1 TD)
132, D. Adams, GB vs. SF 10/15 (10 rec., 2 TD)
131, Beckham, NYG at CAR 10/07 (8 rec., 1 TD)
131, Thielen, MIN at GB 09/16 (ot) (12 rec., 1 TD)
130, Smith-Schuster, PIT at OAK 12/09 (8 rec., 2 TD)
130, Gordon, NE vs. GB 11/04 (5 rec., 1 TD)
130, Westbrook, JAX vs. NYJ 09/30 (9 rec., 0 TD)
129, Thomas, NO at ATL 09/23 (ot) (10 rec., 0 TD)
129, Jackson, TB vs. PHI 09/16 (4 rec., 1 TD)
129, Pettis, SF at SEA 12/02 (5 rec., 2 TD)
128, Diggs, MIN at GB 09/16 (ot) (9 rec., 2 TD)
128, Cooper, OAK vs. CLE 09/30 (ot) (8 rec., 1 TD)
127, Kelce, KC at LAR 11/19 (10 rec., 1 TD)
126, Diggs, MIN at CHI 11/18 (13 rec., 1 TD)
126, T. Burton, CHI vs. NE 10/21 (9 rec., 1 TD)
126, Goodwin, SF at GB 10/15 (4 rec., 2 TD)
126, Baldwin, SEA vs. KC 12/23 (7 rec., 1 TD)

125, Kittle, SF at LAC 09/30 (6 rec., 1 TD)
125, Hilton, IND vs. MIA 11/25 (7 rec., 0 TD)
125, Thielen, MIN vs. GB 11/25 (8 rec., 1 TD)
125, C. Davis, TEN vs. NE 11/11 (7 rec., 1 TD)
124, W. Fuller, HOU vs. MIA 10/25 (5 rec., 1 TD)
124, Harris, WAS vs. ATL 11/04 (10 rec., 0 TD)
124, Kamara, NO at ATL 09/23 (ot) (15 rec., 0 TD)
124, Allen, LAC at SEA 11/04 (6 rec., 0 TD)
123, R. Anderson, NYJ vs. DEN 10/07 (3 rec., 2 TD)
123, Diggs, MIN at LAR 09/27 (11 rec., 0 TD)
123, Gronkowski, NE vs. HOU 09/09 (7 rec., 1 TD)
123, Thielen, MIN vs. ARI 10/14 (11 rec., 1 TD)
122, A. Miller, CHI vs. DET 11/11 (5 rec., 1 TD)
122, Rudolph, MIN at DET 12/23 (9 rec., 2 TD)
121, Smith-Schuster, PIT vs. KC 09/16 (13 rec., 1 TD)
121, Cohen, CHI vs. TB 09/30 (7 rec., 1 TD)
121, J. Jones, ATL at WAS 11/04 (7 rec., 1 TD)
121, M. Evans, TB at BAL 12/16 (4 rec., 0 TD)
120, M. Evans, TB at NYG 11/18 (6 rec., 1 TD)
119, Jarwin, DAL at NYG 12/30 (7 rec., 3 TD)
119, Diggs, MIN vs. NO 10/28 (10 rec., 1 TD)
119, Smith-Schuster, PIT at CLE 09/09 (ot) (5 rec., 0 TD)
119, D. Adams, GB at CHI 12/16 (8 rec., 0 TD)
118, Ty. Williams, LAC vs. TEN 10/21 (4 rec., 1 TD)
118, Ty. Williams, LAC at CLE 10/14 (3 rec., 2 TD)
118, J. Jones, ATL vs. DAL 11/18 (6 rec., 1 TD)
117, Hill, KC vs. ARI 11/11 (7 rec., 2 TD)
117, Green, CIN at KC 10/21 (7 rec., 0 TD)
117, Brown, PIT at JAX 11/18 (5 rec., 1 TD)
117, M. Jones, DET vs. SEA 10/28 (7 rec., 2 TD)
116, Thielen, MIN at PHI 10/07 (7 rec., 1 TD)
116, Smith-Schuster, PIT at TB 09/24 (9 rec., 0 TD)
116, Cook, OAK vs. PIT 12/09 (7 rec., 0 TD)
116, Agholor, PHI vs. HOU 12/23 (5 rec., 1 TD)
116, J. Brown, BAL at PIT 09/30 (3 rec., 1 TD)
116, Cooks, LAR vs. MIN 09/27 (7 rec., 1 TD)
116, Cooper, OAK at DEN 09/16 (10 rec., 0 TD)
116, Cole, JAX vs. NE 09/16 (7 rec., 1 TD)
116, M. Evans, TB vs. SF 11/25 (6 rec., 0 TD)
115, Hilton, IND vs. HOU 09/30 (ot) (4 rec., 0 TD)
115, Sanders, DEN vs. LAR 10/14 (7 rec., 1 TD)
115, Smith-Schuster, PIT at NO 12/23 (11 rec., 0 TD)
114, Godwin, TB vs. ATL 12/30 (6 rec., 2 TD)
114, Kelce, KC vs. SF 09/23 (8 rec., 0 TD)
114, Golladay, DET vs. NYJ 09/10 (7 rec., 0 TD)
114, Cooks, LAR at NO 11/04 (6 rec., 1 TD)
113, W. Fuller, HOU at TEN 09/16 (8 rec., 1 TD)
113, Golladay, DET vs. CAR 11/18 (8 rec., 1 TD)
113, S. Shepard, NYG at IND 12/23 (6 rec., 0 TD)
112, Kamara, NO vs. TB 09/09 (9 rec., 1 TD)
112, Jackson, TB at CHI 09/30 (5 rec., 0 TD)
112, Green, CIN vs. MIA 10/07 (6 rec., 0 TD)
112, Ertz, PHI at TEN 09/30 (ot) (10 rec., 0 TD)
112, McCaffrey, CAR vs. SEA 11/25 (11 rec., 1 TD)
112, McDonald, PIT at TB 09/24 (4 rec., 1 TD)
111, Smith-Schuster, PIT at CIN 10/14 (7 rec., 0 TD)
111, Sanu, ATL vs. CIN 09/30 (6 rec., 0 TD)
111, Beckham, NYG vs. JAX 09/09 (11 rec., 0 TD)
111, Smith, NO vs. WAS 10/08 (3 rec., 2 TD)
110, Hopkins, HOU at TEN 09/16 (6 rec., 1 TD)
110, Gabriel, CHI at MIA 10/14 (ot) (5 rec., 0 TD)
110, Cook, OAK vs. CLE 09/30 (ot) (8 rec., 2 TD)
110, Thielen, MIN at NYJ 10/21 (9 rec., 1 TD)
110, Ertz, PHI vs. MIN 10/07 (10 rec., 1 TD)
110, Ertz, PHI vs. HOU 12/23 (12 rec., 2 TD)
109, Kelce, KC at PIT 09/16 (7 rec., 2 TD)
109, Woods, LAR at DEN 10/14 (7 rec., 0 TD)
109, Beckham, NYG at HOU 09/23 (9 rec., 0 TD)
109, Coutee, HOU at IND 09/30 (ot) (11 rec., 0 TD)
109, Thomas, NO vs. PIT 12/23 (11 rec., 1 TD)
109, Tate, DET at SF 09/16 (7 rec., 0 TD)
109, Moncrief, JAX vs. NYJ 09/30 (5 rec., 1 TD)
108, Allen, LAC vs. KC 09/09 (8 rec., 1 TD)
108, Foster, BUF vs. DET 12/16 (4 rec., 1 TD)
108, Kittle, SF vs. OAK 11/01 (4 rec., 1 TD)
107, Watkins, KC vs. DEN 10/28 (8 rec., 2 TD)
107, Gronkowski, NE at MIA 12/09 (8 rec., 1 TD)
107, Lockett, SEA at CAR 11/25 (5 rec., 1 TD)
107, Cooks, LAR vs. KC 11/19 (8 rec., 0 TD)
107, M. Evans, TB vs. CLE 10/21 (ot) (7 rec., 0 TD)
107, J. Jones, ATL at CLE 11/11 (7 rec., 1 TD)
106, M. Evans, TB vs. ATL 12/30 (6 rec., 2 TD)
106, J. Jones, ATL at GB 12/09 (8 rec., 2 TD)
106, Stills, MIA vs. TEN 09/09 (4 rec., 2 TD)
106, Landry, CLE vs. PIT 09/09 (ot) (7 rec., 0 TD)

105, Brown, PIT at CIN 10/14 (5 rec., 1 TD)
105, Hunt, KC at NE 10/14 (5 rec., 1 TD)
105, Foster, BUF at NYJ 11/11 (3 rec., 0 TD)
105, Dissly, SEA at DEN 09/09 (3 rec., 1 TD)
105, Jeffery, PHI at TEN 09/30 (ot) (8 rec., 1 TD)
105, Hopkins, HOU at DEN 11/04 (10 rec., 1 TD)
105, De. Thomas, DEN at NYJ 10/07 (5 rec., 1 TD)
105, Thielen, MIN vs. BUF 09/23 (14 rec., 0 TD)
105, Ebron, IND at NE 10/04 (9 rec., 2 TD)
104, Taylor, TEN vs. NYJ 12/02 (3 rec., 0 TD)
104, Foster, BUF vs. NYJ 12/09 (7 rec., 0 TD)
104, Woods, LAR vs. LAC 09/23 (10 rec., 2 TD)
104, Edelman, NE at BUF 10/29 (9 rec., 0 TD)
104, Smith-Schuster, PIT at JAX 11/18 (8 rec., 0 TD)
104, Hopkins, HOU at PHI 12/23 (9 rec., 0 TD)
104, Gabriel, CHI vs. TB 09/30 (7 rec., 2 TD)
104, Graham, GB vs. SF 10/15 (5 rec., 0 TD)
104, J. Jones, ATL vs. NYG 10/22 (9 rec., 0 TD)
104, Edelman, NE at TEN 11/11 (9 rec., 0 TD)
103, Moore, SEA at CAR 11/25 (4 rec., 1 TD)
103, Landry, CLE vs. NYJ 09/20 (8 rec., 0 TD)
103, Godwin, TB vs. WAS 11/11 (7 rec., 0 TD)
103, Thielen, MIN vs. NO 10/28 (7 rec., 1 TD)
103, Landry, CLE at HOU 12/02 (6 rec., 0 TD)
103, Valdes-Scantling, GB vs. SF 10/15 (3 rec., 0 TD)
103, Powell, DET at GB 12/30 (6 rec., 0 TD)
102, Gordon, LAC vs. KC 09/09 (9 rec., 0 TD)
102, Landry, CLE at BAL 12/30 (5 rec., 1 TD)
102, McCaffrey, CAR at ATL 09/16 (14 rec., 0 TD)
102, Fitzgerald, ARI vs. SF 10/28 (8 rec., 1 TD)
102, Thielen, MIN vs. SF 09/09 (6 rec., 0 TD)
102, Sanders, DEN at ARI 10/18 (6 rec., 1 TD)
102, Rodgers, TB vs. WAS 11/11 (8 rec., 0 TD)
101, Hill, KC vs. OAK 12/30 (5 rec., 1 TD)
101, Godwin, TB vs. CAR 12/02 (5 rec., 1 TD)
101, Brown, PIT vs. ATL 10/07 (6 rec., 2 TD)
101, Beasley, DAL vs. JAX 10/14 (9 rec., 2 TD)
101, Valdes-Scantling, GB at NE 11/04 (3 rec., 0 TD)
101, Sharpe, TEN at LAC 10/21 (7 rec., 0 TD)
101, W. Fuller, HOU vs. NYG 09/23 (5 rec., 1 TD)
101, Woods, LAR vs. MIN 09/27 (5 rec., 1 TD)
100, Watkins, KC at PIT 09/16 (6 rec., 0 TD)
100, Boyd, CIN at ATL 09/30 (11 rec., 0 TD)
100, Gordon, NE at CHI 10/21 (4 rec., 0 TD)
100, Kelce, KC vs. JAX 10/07 (5 rec., 0 TD)
100, Cook, OAK vs. KC 12/02 (7 rec., 1 TD)
100, Cooks, LAR vs. SEA 11/11 (10 rec., 0 TD)

WEEK 17 / THROUGH SUNDAY, DECEMBER 30, 2018

100-Yard Rushing Games

238, Henry, TEN vs. JAX 12/06 (17 att., 4 TD)
219, Crowell, NYJ vs. DEN 10/07 (15 att., 1 TD)
208, Gurley, LAR at DEN 10/14 (28 att., 2 TD)
184, McCaffrey, CAR vs. CIN 09/23 (28 att., 0 TD)
176, Chubb, CLE vs. ATL 11/11 (20 att., 1 TD)
170, Henry, TEN at NYG 12/16 (33 att., 2 TD)
170, Barkley, NYG at WAS 12/09 (14 att., 1 TD)
167, Anderson, LAR at ARI 12/23 (20 att., 1 TD)
162, Miller, HOU vs. TEN 11/26 (12 att., 1 TD)
158, Johnson, DET at MIA 10/21 (19 att., 0 TD)
157, Lindsay, DEN at CIN 12/02 (19 att., 2 TD)
155, Murray, MIN vs. ARI 10/14 (24 att., 1 TD)
152, Elliott, DAL vs. DET 09/30 (25 att., 0 TD)
151, Elliott, DAL at PHI 11/11 (19 att., 1 TD)
149, Peterson, WAS at NYG 10/28 (26 att., 1 TD)
146, Conner, PIT vs. CLE 10/28 (24 att., 2 TD)
145, A. Jones, GB vs. MIA 11/11 (15 att., 2 TD)
145, Coleman, ATL vs. ARI 12/16 (11 att., 1 TD)
142, Barkley, NYG vs. TB 11/18 (27 att., 2 TD)
142, Samuels, PIT vs. NE 12/16 (19 att., 0 TD)
139, Mack, IND vs. DAL 12/16 (27 att., 2 TD)
138, Breida, SF vs. DET 09/16 (11 att., 1 TD)
137, Da. Johnson, ARI vs. OAK 11/18 (25 att., 0 TD)
136, Cook, MIN vs. MIA 12/16 (19 att., 2 TD)
135, Allen, BUF at MIA 12/02 (9 att., 0 TD)
135, Conner, PIT at CLE 09/09 (ot) (31 att., 2 TD)
134, Kamara, NO at NYG 09/30 (19 att., 3 TD)
133, Michel, NE at NYJ 11/25 (21 att., 1 TD)
133, Miller, HOU vs. MIA 10/25 (18 att., 1 TD)
132, Anderson, LAR vs. SF 12/30 (23 att., 1 TD)
132, Gordon, LAC at CLE 10/14 (18 att., 3 TD)
132, Mack, IND at OAK 10/28 (25 att., 2 TD)
132, Gurley, LAR at DET 12/02 (23 att., 2 TD)
130, Barkley, NYG vs. PHI 10/11 (13 att., 1 TD)
130, Lynch, OAK vs. CLE 09/30 (ot) (20 att., 0 TD)
129, Mixon, CIN vs. OAK 12/16 (27 att., 2 TD)
127, Elliott, DAL at SEA 09/23 (16 att., 0 TD)
126, Mack, IND vs. BUF 10/21 (19 att., 1 TD)
125, Barkley, NYG vs. CHI 12/02 (ot) (24 att., 0 TD)
125, McCaffrey, CAR vs. SEA 11/25 (17 att., 1 TD)
123, Ballage, MIA at MIN 12/16 (12 att., 1 TD)
123, Mixon, CIN vs. TB 10/28 (21 att., 2 TD)
122, Carson, SEA vs. ARI 12/30 (19 att., 1 TD)
122, Elliott, DAL at ATL 11/18 (23 att., 1 TD)
121, Hunt, KC at DEN 10/01 (19 att., 1 TD)
121, Elliott, DAL vs. WAS 11/22 (26 att., 1 TD)
120, Gurley, LAR vs. SEA 11/11 (16 att., 1 TD)
120, Peterson, WAS vs. GB 09/23 (19 att., 2 TD)
119, Carson, SEA at SF 12/16 (ot) (22 att., 1 TD)
119, Mack, IND at TEN 12/30 (25 att., 1 TD)
119, L. Jackson, BAL vs. CIN 11/18 (26 att., 0 TD)
119, Peterson, WAS at TEN 12/22 (26 att., 0 TD)
118, Edwards, BAL vs. OAK 11/25 (23 att., 0 TD)
117, Dixon, BAL vs. CLE 12/30 (12 att., 0 TD)
116, Michel, NE vs. BUF 12/23 (18 att., 1 TD)
116, Carson, SEA vs. LAR 10/07 (19 att., 0 TD)
116, Carson, SEA vs. KC 12/23 (27 att., 2 TD)
115, Hill, ATL at CAR 12/23 (8 att., 0 TD)
115, Edwards, BAL vs. CIN 11/18 (17 att., 1 TD)
114, Gurley, LAR vs. GB 10/28 (25 att., 0 TD)
113, Gordon, LAC at SEA 11/04 (16 att., 1 TD)
113, McCoy, BUF at NYJ 11/11 (26 att., 2 TD)
113, Elliott, DAL vs. PHI 12/09 (ot) (28 att., 0 TD)
112, Chubb, CLE vs. CIN 12/23 (19 att., 0 TD)
112, Michel, NE vs. MIA 09/30 (25 att., 1 TD)
111, Mixon, CIN at LAC 12/09 (26 att., 1 TD)
111, Morris, SF at LAR 12/30 (16 att., 1 TD)
111, Conner, PIT at CIN 10/14 (19 att., 2 TD)
110, Conner, PIT vs. ATL 10/07 (21 att., 2 TD)
110, Lindsay, DEN vs. PIT 11/25 (14 att., 1 TD)
109, Howard, CHI at MIN 12/30 (21 att., 2 TD)
109, Barkley, NYG vs. DAL 12/30 (17 att., 1 TD)
108, Gurley, LAR at OAK 09/10 (20 att., 0 TD)
108, Penny, SEA at LAR 11/11 (12 att., 1 TD)
108, Washington, NO vs. CAR 12/30 (11 att., 0 TD)
107, Lindsay, DEN vs. OAK 09/16 (14 att., 0 TD)
107, Conner, PIT at BAL 11/04 (24 att., 0 TD)
107, Coleman, ATL vs. CAR 09/16 (16 att., 0 TD)
107, Martin, OAK vs. DEN 12/24 (21 att., 1 TD)

106, Barkley, NYG vs. JAX 09/09 (18 att., 1 TD)
106, Barber, TB at NYG 11/18 (18 att., 1 TD)
106, McCaffrey, CAR at TB 12/02 (10 att., 0 TD)
106, Michel, NE vs. KC 10/14 (24 att., 2 TD)
106, Elliott, DAL vs. JAX 10/14 (24 att., 1 TD)
106, Breida, SF at TB 11/25 (14 att., 0 TD)
105, Gurley, LAR vs. LAC 09/23 (23 att., 1 TD)
105, Chubb, CLE at OAK 09/30 (ot) (3 att., 2 TD)
105, Carson, SEA at DET 10/28 (25 att., 1 TD)
105, Mixon, CIN at PIT 12/30 (13 att., 0 TD)
104, Edwards, BAL vs. TB 12/16 (19 att., 1 TD)
104, Gordon, LAC vs. SF 09/30 (15 att., 0 TD)
104, Ingram, NO at CIN 11/11 (13 att., 0 TD)
103, Dam. Williams, KC at SEA 12/23 (13 att., 0 TD)
103, Miller, HOU vs. CLE 12/02 (19 att., 0 TD)
103, Ingram, NO vs. PHI 11/18 (16 att., 2 TD)
102, Crowell, NYJ at DET 09/10 (10 att., 2 TD)
102, Carson, SEA vs. DAL 09/23 (32 att., 1 TD)
101, Johnson, DET vs. NE 09/23 (16 att., 0 TD)
101, Breida, SF vs. NYG 11/12 (17 att., 1 TD)
101, M. Davis, SEA at ARI 09/30 (21 att., 2 TD)
101, Gore, MIA vs. CHI 10/14 (ot) (15 att., 0 TD)
101, McCaffrey, CAR vs. ATL 12/23 (21 att., 0 TD)
101, Howard, CHI vs. LAR 12/09 (19 att., 0 TD)
101, Barkley, NYG at PHI 11/25 (13 att., 1 TD)
101, Allen, BUF vs. NYJ 12/09 (9 att., 1 TD)
100, Miller, HOU at JAX 10/21 (22 att., 1 TD)
100, Chubb, CLE at DEN 12/15 (20 att., 0 TD)
100, Martin, OAK at KC 12/30 (21 att., 0 TD)

WEEK 17 / THROUGH SUNDAY, DECEMBER 30, 2018**AFC / LEADING PASSERS**

Player, Team	Att	Comp	Pct		Avg		Pct			Pct Rating	
			Comp	Yds	Gain	TD	TD	Long	Int	Int	Points
Mahomes, K.C.	580	383	66.0	5097	8.79	50	8.6	89t	12	2.1	113.8
Rivers, LA-C	508	347	68.3	4308	8.48	32	6.3	75t	12	2.4	105.5
Watson, Hou.	505	345	68.3	4165	8.25	26	5.1	73t	9	1.8	103.1
Luck, Ind.	639	430	67.3	4593	7.19	39	6.1	68t	15	2.3	98.7
Brady, N.E.	570	375	65.8	4355	7.64	29	5.1	63t	11	1.9	97.7
Roethlisberger, Pit.	675	452	67.0	5129	7.60	34	5.0	97t	16	2.4	96.5
Carr, Oak.	553	381	68.9	4049	7.32	19	3.4	66	10	1.8	93.9
*Mayfield, Cle.	486	310	63.8	3725	7.66	27	5.6	71	14	2.9	93.7
Tannehill, Mia.	274	176	64.2	1979	7.22	17	6.2	75t	9	3.3	92.7
Mariota, Ten.	331	228	68.9	2528	7.64	11	3.3	61t	8	2.4	92.3
Dalton, Cin.	365	226	61.9	2566	7.03	21	5.8	49	11	3.0	89.6
Flacco, Bal.	379	232	61.2	2465	6.50	12	3.2	71	6	1.6	84.2
Keenum, Den.	586	365	62.3	3890	6.64	18	3.1	64t	15	2.6	81.2
Bortles, Jac.	403	243	60.3	2718	6.74	13	3.2	80t	11	2.7	79.8
*Darnold, NY-J	414	239	57.7	2865	6.92	17	4.1	76t	15	3.6	77.6
*Allen, Buf.	320	169	52.8	2074	6.48	10	3.1	75t	12	3.8	67.9

AFC / LEADING PASSERS, RANKS

Player, Team	Att	Comp	Pct		Avg		Pct			Pct Rating	
			Comp	Yds	Gain	TD	TD	Long	Int	Int	Points
Mahomes, K.C.	4	3	7	2	1	1	1		9t	5	1
Rivers, LA-C	7	7	4	5	2	4	2		9t	7	2
Watson, Hou.	8	8	3	6	3	7	7		3t	2	3
Luck, Ind.	2	2	5	3	10	2	4		13t	6	4
Brady, N.E.	5	5	8	4	5	5	8		6t	4	5
Roethlisberger, Pit.	1	1	6	1	7	3	9		16	8	6
Carr, Oak.	6	4	1	7	8	9	11		5	3	7
*Mayfield, Cle.	9	9	10	9	4	6	6		12	12	8
Tannehill, Mia.	16	15	9	16	9	11t	3		3t	14	9
Mariota, Ten.	14	13	2	13	6	15	12		2	9	10
Dalton, Cin.	13	14	12	12	11	8	5		6t	13	11
Flacco, Bal.	12	12	13	14	15	14	14		1	1	12
Keenum, Den.	3	6	11	8	14	10	16		13t	10	13
Bortles, Jac.	11	10	14	11	13	13	13		6t	11	14
*Darnold, NY-J	10	11	15	10	12	11t	10		13t	15	15
*Allen, Buf.	15	16	16	15	16	16	15		9t	16	16

WEEK 17 / THROUGH SUNDAY, DECEMBER 30, 2018**AFC / FOURTH-QUARTER PASSING LEADERS**

Rank	Player, Team	Att	Comp	Comp%	Yards	YPA	TD	TD%	Int	Int%	Rating
1)	Osweiler, Mia.	46	33	71.7	414	9.00	4	8.7	0	0.0	128.4
2)	Luck, Ind.	174	127	73.0	1267	7.28	12	6.9	3	1.7	109.1
3)	Watson, Hou.	142	91	64.1	1137	8.01	11	7.7	2	1.4	108.8
4)	Mahomes, K.C.	123	81	65.9	937	7.62	11	8.9	4	3.3	105.0
5)	Mariota, Ten.	66	44	66.7	498	7.55	3	4.5	0	0.0	104.2
6)	Brady, N.E.	112	81	72.3	1065	9.51	5	4.5	5	4.5	98.3
7)	Rivers, LA-C	128	90	70.3	1002	7.83	4	3.1	2	1.6	97.2
8)	Driskel, Cin.	62	40	64.5	436	7.03	2	3.2	0	0.0	95.9
9)	Carr, Oak.	148	96	64.9	1004	6.78	7	4.7	3	2.0	91.7
10)	*Mayfield, Cle.	139	89	64.0	1046	7.53	7	5.0	4	2.9	91.6
11)	Roethlisberger, Pit.	163	100	61.3	1142	7.01	6	3.7	3	1.8	87.0
12)	Keenum, Den.	181	120	66.3	1283	7.09	7	3.9	6	3.3	85.9
13)	Tannehill, Mia.	65	39	60.0	542	8.34	4	6.2	4	6.2	81.7
14)	Flacco, Bal.	86	50	58.1	447	5.20	2	2.3	0	0.0	79.9
15)	*Allen, Buf.	95	53	55.8	661	6.96	5	5.3	4	4.2	77.6
16)	Dalton, Cin.	92	55	59.8	612	6.65	2	2.2	3	3.3	73.3
17)	Gabbert, Ten.	46	29	63.0	331	7.20	2	4.3	3	6.5	71.9
18)	Bortles, Jac.	127	70	55.1	802	6.31	2	1.6	5	3.9	63.2
19)	*Darnold, NY-J	134	71	53.0	860	6.42	4	3.0	7	5.2	61.2

AFC / THIRD-DOWN PASSING LEADERS

Rank	Player, Team	Att	Comp	Comp%	Yards	YPA	TD	TD%	Int	Int%	Rating
1)	Mahomes, K.C.	124	77	62.1	1206	9.73	12	9.7	4	3.2	113.2
2)	Flacco, Bal.	91	55	60.4	599	6.58	6	6.6	1	1.1	97.3
3)	Luck, Ind.	162	106	65.4	1200	7.41	10	6.2	5	3.1	95.2
4)	Brady, N.E.	124	65	52.4	787	6.35	12	9.7	3	2.4	94.4
5)	Mariota, Ten.	97	60	61.9	714	7.36	4	4.1	1	1.0	93.8
6)	*Mayfield, Cle.	128	78	60.9	1010	7.89	8	6.3	4	3.1	93.6
7)	Carr, Oak.	135	87	64.4	953	7.06	3	2.2	0	0.0	92.6
8)	Watson, Hou.	142	89	62.7	1034	7.28	7	4.9	3	2.1	92.3
9)	Roethlisberger, Pit.	158	102	64.6	1135	7.18	10	6.3	6	3.8	91.1
10)	*Darnold, NY-J	117	62	53.0	786	6.72	7	6.0	3	2.6	83.5
11)	Bortles, Jac.	114	63	55.3	730	6.40	3	2.6	1	0.9	79.9
12)	Dalton, Cin.	81	40	49.4	459	5.67	6	7.4	3	3.7	76.1
13)	Rivers, LA-C	138	79	57.2	985	7.14	8	5.8	8	5.8	74.7
14)	Keenum, Den.	143	77	53.8	775	5.42	3	2.1	3	2.1	67.8
15)	*Allen, Buf.	93	43	46.2	508	5.46	1	1.1	4	4.3	49.0

WEEK 17 / THROUGH SUNDAY, DECEMBER 30, 2018**AFC / LEADING RUSHERS**

Rank	Player, Team	Att	Yards	Avg	Long	TD
1)	Mixon, Cin.	237	1168	4.9	51	8
2)	Henry, Ten.	215	1059	4.9	99t	12
3)	*Lindsay, Den.	192	1037	5.4	65t	9
4)	*Chubb, Cle.	192	996	5.2	92t	8
5t)	Conner, Pit.	215	973	4.5	30	12
5t)	Miller, Hou.	210	973	4.6	97t	5
7)	*Michel, N.E.	209	931	4.5	34t	6
8)	Mack, Ind.	195	908	4.7	49	9
9)	Gordon, LA-C	175	885	5.1	34t	10
10)	Hunt, K.C.	181	824	4.6	45	7
11)	Martin, Oak.	172	723	4.2	29	4
12)	Gore, Mia.	156	722	4.6	39	0
13)	*Edwards, Bal.	137	718	5.2	43	2
14)	*L. Jackson, Bal. (QB)	147	695	4.7	39	5
15)	Crowell, NY-J	143	685	4.8	77t	6
16)	*Allen, Buf. (QB)	89	631	7.1	45	8
17)	Hyde, Cle.-Jac.	172	571	3.3	22	5
18)	Ekeler, LA-C	106	554	5.2	41	3
19)	Watson, Hou. (QB)	99	551	5.6	34	5
20)	Drake, Mia.	120	535	4.5	54t	4
21)	*Freeman, Den.	130	521	4.0	24	5
22)	D. Lewis, Ten.	155	517	3.3	36	1
23)	McCoy, Buf.	161	514	3.2	28t	3
24)	Blue, Hou.	150	499	3.3	17	2
25)	Fournette, Jac.	133	439	3.3	25	5
26)	White, N.E.	94	425	4.5	27t	5
27)	Yeldon, Jac.	104	414	4.0	20	1
28)	Collins, Bal.	114	411	3.6	19	7
29)	Ivory, Buf.	115	385	3.3	21	1
30)	Lynch, Oak.	90	376	4.2	52	3
31)	Bortles, Jac. (QB)	58	365	6.3	41	1
32)	Mariota, Ten. (QB)	64	357	5.6	27	2
33)	B. Powell, NY-J	80	343	4.3	38	0
34)	*Wilkins, Ind.	60	336	5.6	53	1
35)	Dixon, Bal.	60	333	5.6	37	2
36)	*Hines, Ind.	85	314	3.7	18	2
37)	McGuire, NY-J	92	276	3.0	34	3
38)	Mahomes, K.C. (QB)	60	272	4.5	28	2
39)	Richard, Oak.	55	259	4.7	30	1
40t)	*Samuels, Pit.	56	256	4.6	25	0
40t)	Dam. Williams, K.C.	50	256	5.1	25	4
42)	M. Murphy, Buf.	52	250	4.8	30	0
43)	Ware, K.C.	51	246	4.8	34	2
44)	C. Patterson, N.E. (WR)	42	228	5.4	27	1
45)	Bernard, Cin.	56	211	3.8	23	3
46)	*Jackson, LA-C	50	206	4.1	20	2
47)	Johnson, Cle.	40	201	5.0	23	0
48)	*Ballage, Mia.	36	191	5.3	75t	1
49)	Montgomery, G.B.-Bal.	41	188	4.6	16	1
50)	Burkhead, N.E.	57	186	3.3	12	0

AFC / THIRD-AND-ONE RUSHING LEADERS

Rank	Player, Team	Att	FD	Pct
1t)	Flacco, Bal.	7	7	100.0
1t)	*Jackson, LA-C	6	6	100.0
1t)	*Allen, Buf.	5	5	100.0
1t)	*Edwards, Bal.	4	4	100.0
1t)	Mahomes, K.C.	4	4	100.0
6)	Mariota, Ten.	10	9	90.0
7)	Fournette, Jac.	7	6	85.7
8t)	Conner, Pit.	12	10	83.3
8t)	Mixon, Cin.	12	10	83.3
8t)	*Darnold, NY-J	6	5	83.3
8t)	Gordon, LA-C	6	5	83.3
8t)	Henry, Ten.	6	5	83.3
13)	*L. Jackson, Bal.	5	4	80.0
14)	*Lindsay, Den.	7	5	71.4
15)	*Michel, N.E.	17	12	70.6
16)	Mack, Ind.	10	7	70.0
17t)	*Freeman, Den.	6	4	66.7
17t)	Hyde, Cle.-Jac.	6	4	66.7
17t)	Lynch, Oak.	6	4	66.7
17t)	Martin, Oak.	6	4	66.7
17t)	Yeldon, Jac.	6	4	66.7
22)	Blue, Hou.	8	5	62.5

WEEK 17 / THROUGH SUNDAY, DECEMBER 30, 2018**AFC / LEADERS IN RECEPTIONS**

Rank	Player, Team	Rec	Yards	Avg	Long	TD
1)	Hopkins, Hou.	115	1572	13.7	49t	11
2)	Smith-Schuster, Pit.	111	1426	12.8	97t	7
3)	Brown, Pit.	104	1297	12.5	78t	15
4)	Kelce, K.C. (TE)	103	1336	13.0	43	10
5)	Allen, LA-C	97	1196	12.3	54	6
6t)	Hill, K.C.	87	1479	17.0	75t	12
6t)	White, N.E. (RB)	87	751	8.6	42	7
8)	Landry, Cle.	81	976	12.0	51t	4
9t)	Hilton, Ind.	76	1270	16.7	68t	6
9t)	Boyd, Cin.	76	1028	13.5	49	7
11)	Edelman, N.E.	74	850	11.5	36	6
12)	Sanders, Den.	71	868	12.2	64t	4
13t)	Cook, Oak. (TE)	68	896	13.2	45	6
13t)	Richard, Oak. (RB)	68	607	8.9	32	0
15t)	Ebron, Ind. (TE)	66	750	11.4	53t	13
15t)	Westbrook, Jac.	66	717	10.9	61t	5
17)	C. Davis, Ten.	65	891	13.7	51	4
18t)	J. Nelson, Oak.	63	739	11.7	66	3
18t)	*Hines, Ind. (RB)	63	425	6.7	28	2
20)	Snead, Bal.	62	651	10.5	28	1
21t)	D. Thomas, Den.-Hou.	59	677	11.5	45	5
21t)	Amendola, Mia.	59	575	9.7	39	1
21t)	D. Lewis, Ten. (RB)	59	400	6.8	37	1
24t)	Z. Jones, Buf.	56	652	11.6	57	7
24t)	Njoku, Cle. (TE)	56	639	11.4	66	4
26t)	Conner, Pit. (RB)	55	497	9.0	29	1
26t)	Yeldon, Jac. (RB)	55	487	8.9	37	4
28)	Crabtree, Bal.	54	607	11.2	27	3
29t)	Rogers, Ind.	53	485	9.2	34	2
29t)	Drake, Mia. (RB)	53	477	9.0	52t	5
31t)	R. Anderson, NY-J	50	752	15.0	76t	6
31t)	McDonald, Pit. (TE)	50	610	12.2	75t	4
31t)	Gordon, LA-C (RB)	50	490	9.8	66t	4
34)	Moncrief, Jac.	48	668	13.9	80t	3
35t)	Gronkowski, N.E. (TE)	47	682	14.5	42	3
35t)	Johnson, Cle. (RB)	47	429	9.1	32	3
37)	Green, Cin.	46	694	15.1	38t	6
38)	Roberts, Oak.	45	494	11.0	44	2
39t)	M. Williams, LA-C	43	664	15.4	55t	10
39t)	*Callaway, Cle.	43	586	13.6	71	5
39t)	Uzomah, Cin. (TE)	43	439	10.2	29	3
39t)	Mixon, Cin. (RB)	43	296	6.9	21	1
43t)	J. Brown, Bal.	42	715	17.0	71	5
43t)	*Sutton, Den.	42	704	16.8	42	4
45t)	Gordon, Cle.-N.E.	41	737	18.0	55t	4
45t)	Ty. Williams, LA-C	41	653	15.9	75t	5
47)	Watkins, K.C.	40	519	13.0	50	3
48t)	Higgins, Cle.	39	572	14.7	40	4
48t)	*Herndon, NY-J (TE)	39	502	12.9	32t	4
48t)	Ekeler, LA-C (RB)	39	404	10.4	44t	3

WEEK 17 / THROUGH SUNDAY, DECEMBER 30, 2018**AFC / RECEIVING YARDAGE LEADERS**

Rank	Player, Team	Yards	Rec	Avg	Long	TD
1)	Hopkins, Hou.	1572	115	13.7	49t	11
2)	Hill, K.C.	1479	87	17.0	75t	12
3)	Smith-Schuster, Pit.	1426	111	12.8	97t	7
4)	Kelce, K.C. (TE)	1336	103	13.0	43	10
5)	Brown, Pit.	1297	104	12.5	78t	15
6)	Hilton, Ind.	1270	76	16.7	68t	6
7)	Allen, LA-C	1196	97	12.3	54	6
8)	Boyd, Cin.	1028	76	13.5	49	7
9)	Landry, Cle.	976	81	12.0	51t	4
10)	Cook, Oak. (TE)	896	68	13.2	45	6
11)	C. Davis, Ten.	891	65	13.7	51	4
12)	Sanders, Den.	868	71	12.2	64t	4
13)	Edelman, N.E.	850	74	11.5	36	6
14)	R. Anderson, NY-J	752	50	15.0	76t	6
15)	White, N.E. (RB)	751	87	8.6	42	7
16)	Ebron, Ind. (TE)	750	66	11.4	53t	13
17)	J. Nelson, Oak.	739	63	11.7	66	3
18)	Gordon, Cle.-N.E.	737	41	18.0	55t	4
19)	Westbrook, Jac.	717	66	10.9	61t	5
20)	J. Brown, Bal.	715	42	17.0	71	5
21)	*Sutton, Den.	704	42	16.8	42	4
22)	Green, Cin.	694	46	15.1	38t	6
23)	Gronkowski, N.E. (TE)	682	47	14.5	42	3
24)	D. Thomas, Den.-Hou.	677	59	11.5	45	5
25)	Moncrief, Jac.	668	48	13.9	80t	3
26)	M. Williams, LA-C	664	43	15.4	55t	10
27)	Ty. Williams, LA-C	653	41	15.9	75t	5
28)	Z. Jones, Buf.	652	56	11.6	57	7
29)	Snead, Bal.	651	62	10.5	28	1
30)	Njoku, Cle. (TE)	639	56	11.4	66	4
31)	McDonald, Pit. (TE)	610	50	12.2	75t	4
32t)	Crabtree, Bal.	607	54	11.2	27	3
32t)	Richard, Oak. (RB)	607	68	8.9	32	0
34)	*Callaway, Cle.	586	43	13.6	71	5
35)	Amendola, Mia.	575	59	9.7	39	1
36)	Higgins, Cle.	572	39	14.7	40	4
37)	Stills, Mia.	553	37	14.9	75t	6
38)	*Andrews, Bal. (TE)	552	34	16.2	74	3
39)	*Foster, Buf.	541	27	20.0	75t	3
40)	Hogan, N.E.	532	35	15.2	63t	3
41)	Watkins, K.C.	519	40	13.0	50	3
42)	W. Fuller, Hou.	503	32	15.7	73t	4
43)	*Herndon, NY-J (TE)	502	39	12.9	32t	4
44)	Conner, Pit. (RB)	497	55	9.0	29	1
45)	Roberts, Oak.	494	45	11.0	44	2
46)	Cole, Jac.	491	38	12.9	35	1
47)	Gordon, LA-C (RB)	490	50	9.8	66t	4
48)	Yeldon, Jac. (RB)	487	55	8.9	37	4
49)	Rogers, Ind.	485	53	9.2	34	2
50)	Drake, Mia. (RB)	477	53	9.0	52t	5

WEEK 17 / THROUGH SUNDAY, DECEMBER 30, 2018**AFC / THIRD-DOWN RECEIVING LEADERS**

Rank	Player, Team	Rec	Yards	Avg	Long	TD
1)	Hopkins, Hou.	30	354	11.8	34	3
2)	Brown, Pit.	26	271	10.4	33	2
3t)	Kelce, K.C. (TE)	24	352	14.7	43	1
3t)	Hilton, Ind.	24	346	14.4	42	4
3t)	Boyd, Cin.	24	302	12.6	32	3
6t)	C. Davis, Ten.	23	318	13.8	48t	3
6t)	Landry, Cle.	23	304	13.2	51t	1
6t)	Smith-Schuster, Pit.	23	206	9.0	29	2
9)	Westbrook, Jac.	22	242	11.0	25	1
10t)	Allen, LA-C	21	330	15.7	54	1
10t)	Cook, Oak. (TE)	21	269	12.8	32	1
10t)	Ebron, Ind. (TE)	21	255	12.1	28	3
10t)	Z. Jones, Buf.	21	193	9.2	22	2
14)	McDonald, Pit. (TE)	20	297	14.9	75t	3
15t)	Hill, K.C.	19	331	17.4	67t	4
15t)	White, N.E. (RB)	19	156	8.2	16	3
15t)	Johnson, Cle. (RB)	19	141	7.4	32	2
18t)	Snead, Bal.	18	210	11.7	24	0
18t)	Drake, Mia. (RB)	18	186	10.3	33t	1
20t)	Amendola, Mia.	17	166	9.8	24t	1
20t)	Yeldon, Jac. (RB)	17	161	9.5	37	1
22)	J. Nelson, Oak.	16	139	8.7	17	0
23t)	*Sutton, Den.	15	217	14.5	30	0
23t)	Ty. Williams, LA-C	15	138	9.2	29t	2
23t)	Njoku, Cle. (TE)	15	135	9.0	24	2
26t)	Richard, Oak. (RB)	14	185	13.2	32	0
26t)	Gates, LA-C (TE)	14	173	12.4	27	1
26t)	Kearse, NY-J	14	167	11.9	19	1
29t)	*Callaway, Cle.	13	217	16.7	71	0
29t)	Rogers, Ind.	13	145	11.2	34	0
29t)	D. Thomas, Den.-Hou.	13	142	10.9	42t	1
29t)	Edelman, N.E.	13	123	9.5	26	3
29t)	Allen, Bal. (RB)	13	90	6.9	16	2
34t)	R. Anderson, NY-J	12	242	20.2	76t	3
34t)	M. Williams, LA-C	12	181	15.1	29	1
34t)	J. Brown, Bal.	12	157	13.1	45	2
34t)	Crabtree, Bal.	12	124	10.3	20	2
38t)	Gronkowski, N.E. (TE)	11	167	15.2	34t	2
38t)	Sharpe, Ten.	11	149	13.5	19	0
38t)	Firkser, Ten. (TE)	11	127	11.5	28	0
38t)	Roberts, Oak.	11	113	10.3	20	0
38t)	Enunwa, NY-J	11	109	9.9	16	0
38t)	*Hines, Ind. (RB)	11	63	5.7	19	0
44t)	Moncrief, Jac.	10	182	18.2	80t	1
44t)	Higgins, Cle.	10	142	14.2	26	1
44t)	Inman, Ind.	10	115	11.5	29	2
44t)	Gordon, LA-C (RB)	10	92	9.2	32	2
44t)	*Hamilton, Den.	10	72	7.2	14	0
44t)	D. Lewis, Ten. (RB)	10	70	7.0	18	0
50t)	Green, Cin.	9	165	18.3	38	2
50t)	Parker, Mia.	9	127	14.1	46	1
50t)	*Andrews, Bal. (TE)	9	123	13.7	29	1
50t)	Ware, K.C. (RB)	9	114	12.7	25	0
50t)	Conner, Pit. (RB)	9	88	9.8	28	1
50t)	Taylor, Ten.	9	82	9.1	16	0
50t)	Switzer, Pit.	9	78	8.7	18	0
50t)	Bernard, Cin. (RB)	9	71	7.9	22	0
50t)	*Lindsay, Den. (RB)	9	49	5.4	11	0

WEEK 17 / THROUGH SUNDAY, DECEMBER 30, 2018**AFC / LEADING SCORERS, NONKICKERS**

Rank	Player, Team	TD	Rush	Rec	Ret	X2	Pts
1)	Brown, Pit. (WR)	15	0	15	0	0	90
2)	Gordon, LA-C (RB)	14	10	4	0	2	88
3t)	Ebron, Ind. (TE)	14	1	13	0	0	84
3t)	Hill, K.C. (WR)	14	1	12	1	0	84
3t)	Hunt, K.C. (RB)	14	7	7	0	0	84
6)	Conner, Pit. (RB)	13	12	1	0	2	82
7t)	Henry, Ten. (RB)	12	12	0	0	0	72
7t)	White, N.E. (RB)	12	5	7	0	0	72
9)	M. Williams, LA-C (WR)	11	1	10	0	1	68
10)	Hopkins, Hou. (WR)	11	0	11	0	0	66
11)	Mack, Ind. (RB)	10	9	1	0	2	64
12t)	*Chubb, Cle. (RB)	10	8	2	0	0	60
12t)	Kelce, K.C. (TE)	10	0	10	0	0	60
12t)	*Lindsay, Den. (RB)	10	9	1	0	0	60
15t)	Drake, Mia. (RB)	9	4	5	0	0	54
15t)	Mixon, Cin. (RB)	9	8	1	0	0	54
17t)	*Allen, Buf. (QB)	8	8	0	0	0	48
17t)	Collins, Bal. (RB)	8	7	1	0	0	48
19t)	Z. Jones, Buf. (WR)	7	0	7	0	1	44
19t)	Smith-Schuster, Pit. (WR)	7	0	7	0	1	44
21t)	Boyd, Cin. (WR)	7	0	7	0	0	42
21t)	Ross, Cin. (WR)	7	0	7	0	0	42
23t)	Allen, LA-C (WR)	6	0	6	0	1	38
23t)	Stills, Mia. (WR)	6	0	6	0	1	38
25t)	R. Anderson, NY-J (WR)	6	0	6	0	0	36
25t)	Cook, Oak. (TE)	6	0	6	0	0	36
25t)	Crowell, NY-J (RB)	6	6	0	0	0	36
25t)	Edelman, N.E. (WR)	6	0	6	0	0	36
25t)	Ekeler, LA-C (RB)	6	3	3	0	0	36
25t)	Fournette, Jac. (RB)	6	5	1	0	0	36
25t)	Green, Cin. (WR)	6	0	6	0	0	36
25t)	Hilton, Ind. (WR)	6	0	6	0	0	36
25t)	*Michel, N.E. (RB)	6	6	0	0	0	36
25t)	Miller, Hou. (RB)	6	5	1	0	0	36
25t)	Westbrook, Jac. (WR)	6	0	5	1	0	36
25t)	Dam. Williams, K.C. (RB)	6	4	2	0	0	36
37)	*Callaway, Cle. (WR)	5	0	5	0	1	32
38t)	Allen, Bal. (RB)	5	3	2	0	0	30
38t)	J. Brown, Bal. (WR)	5	0	5	0	0	30
38t)	Conley, K.C. (WR)	5	0	5	0	0	30
38t)	*Freeman, Den. (RB)	5	5	0	0	0	30
38t)	Hyde, Cle.-Jac. (RB)	5	5	0	0	0	30
38t)	*L. Jackson, Bal. (QB)	5	5	0	0	0	30
38t)	Landry, Cle. (WR)	5	1	4	0	0	30
38t)	C. Patterson, N.E. (WR)	5	1	3	1	0	30
38t)	Sanders, Den. (WR)	5	1	4	0	0	30
38t)	D. Thomas, Den.-Hou. (WR)	5	0	5	0	0	30
38t)	Watson, Hou. (QB)	5	5	0	0	0	30
38t)	Ty. Williams, LA-C (WR)	5	0	5	0	0	30
38t)	Yeldon, Jac. (RB)	5	1	4	0	0	30

WEEK 17 / THROUGH SUNDAY, DECEMBER 30, 2018**AFC / LEADING SCORERS, KICKERS**

Rank	Player, Team	PAT	FG	Pct	Long	Pts
1)	Fairbairn, Hou.	39/41	37/42	.881	54	150
2)	Tucker, Bal.	36/37	35/39	.897	56	141
3)	Butker, K.C.	65/69	24/27	.889	54	137
4)	Gostkowski, N.E.	49/50	27/32	.844	52	130
5)	Myers, NY-J	30/33	33/36	.917	56	129
6)	Vinatieri, Ind.	44/47	23/27	.852	54	113
7)	Succop, Ten.	28/31	26/30	.867	54	106
8)	Bullock, Cin.	39/41	19/23	.826	51	96
9)	McManus, Den.	35/35	20/25	.800	53	95
10)	Hauschka, Buf.	25/26	22/28	.786	54	91
11)	*Sanders, Mia.	35/36	18/20	.900	50	89
12)	Boswell, Pit.	43/48	13/20	.650	50	82
13t)	*Joseph, Cle.	25/29	17/20	.850	51	76
13t)	Lambo, Jac.	19/20	19/21	.905	57	76
15)	*Carlson, Min.-Oak.	24/24	17/21	.810	50	75
16)	*Badgley, LA-C	27/28	15/16	.938	59	72
17)	Sturgis, LA-C	9/15	9/13	.692	49	36
18)	*McCrane, Oak.-Ariz-Pit.	9/ 9	8/12	.667	47	33
19)	Nugent, Oak.	4/ 5	6/ 6	1.000	52	22
20)	Forbath, Jac.	3/ 3	4/ 5	.800	41	15

AFC / TOUCHBACKS ON KICKOFFS

Rank	Player, Team	TB
1)	Butker, K.C.	72
2)	Myers, NY-J	60
3)	Sanchez, Ind.	59
4t)	Fairbairn, Hou.	58
4t)	Tucker, Bal.	58
6)	*Sanders, Mia.	55
7t)	Boswell, Pit.	50
7t)	Gostkowski, N.E.	50
9)	*Joseph, Cle.	47
10t)	Bullock, Cin.	45
10t)	Succop, Ten.	45
12)	McManus, Den.	42
13)	Lambo, Jac.	36
14)	Hauschka, Buf.	30
15)	*Carlson, Min.-Oak.	29
16)	Sturgis, LA-C	18
17)	*Badgley, LA-C	9
18)	Nugent, Oak.	6
19t)	*Cooke, Jac.	5
19t)	*McCrane, Oak.-Ariz-Pit.	5

WEEK 17 / THROUGH SUNDAY, DECEMBER 30, 2018**AFC / MOST YARDS FROM SCRIMMAGE**

Rank	Player, Team	Total			Rushing			Receiving		
		Yards	Att+Rec	Avg	Yards	Att	Avg	Yards	Rec	Avg
1)	Hill, K.C. (WR)	1630	109	15.0	151	22	6.9	1479	87	17.0
2)	Hopkins, Hou. (WR)	1565	116	13.5	-7	1	-7.0	1572	115	13.7
3)	Conner, Pit. (RB)	1470	270	5.4	973	215	4.5	497	55	9.0
4)	Mixon, Cin. (RB)	1464	280	5.2	1168	237	4.9	296	43	6.9
5)	Smith-Schuster, Pit. (WR)	1439	112	12.8	13	1	13.0	1426	111	12.8
6)	Gordon, LA-C (RB)	1375	225	6.1	885	175	5.1	490	50	9.8
7)	Kelce, K.C. (TE)	1336	103	13.0	0	0	---	1336	103	13.0
8)	Brown, Pit. (WR)	1297	104	12.5	0	0	---	1297	104	12.5
9)	*Lindsay, Den. (RB)	1278	227	5.6	1037	192	5.4	241	35	6.9
10)	Allen, LA-C (WR)	1271	106	12.0	75	9	8.3	1196	97	12.3
11)	Hilton, Ind. (WR)	1270	76	16.7	0	0	---	1270	76	16.7
12)	Hunt, K.C. (RB)	1202	207	5.8	824	181	4.6	378	26	14.5
13)	White, N.E. (RB)	1176	181	6.5	425	94	4.5	751	87	8.6
14)	Henry, Ten. (RB)	1158	230	5.0	1059	215	4.9	99	15	6.6
15)	*Chubb, Cle. (RB)	1145	212	5.4	996	192	5.2	149	20	7.5
16)	Miller, Hou. (RB)	1136	235	4.8	973	210	4.6	163	25	6.5
17)	Landry, Cle. (WR)	1036	84	12.3	60	3	20.0	976	81	12.0
18)	Boyd, Cin. (WR)	1031	78	13.2	3	2	1.5	1028	76	13.5
19)	Drake, Mia. (RB)	1012	173	5.8	535	120	4.5	477	53	9.0
20)	Mack, Ind. (RB)	1011	212	4.8	908	195	4.7	103	17	6.1
21)	*Michel, N.E. (RB)	981	216	4.5	931	209	4.5	50	7	7.1
22)	Ekeler, LA-C (RB)	958	145	6.6	554	106	5.2	404	39	10.4
23)	Edelman, N.E. (WR)	957	83	11.5	107	9	11.9	850	74	11.5
24)	C. Davis, Ten. (WR)	946	71	13.3	55	6	9.2	891	65	13.7
25)	Sanders, Den. (WR)	921	75	12.3	53	4	13.3	868	71	12.2
26)	D. Lewis, Ten. (RB)	917	214	4.3	517	155	3.3	400	59	6.8
27)	Yeldon, Jac. (RB)	901	159	5.7	414	104	4.0	487	55	8.9
28)	Cook, Oak. (TE)	896	68	13.2	0	0	---	896	68	13.2
29)	Richard, Oak. (RB)	866	123	7.0	259	55	4.7	607	68	8.9
30)	Gore, Mia. (RB)	846	168	5.0	722	156	4.6	124	12	10.3
31)	Martin, Oak. (RB)	839	190	4.4	723	172	4.2	116	18	6.4
32)	Crowell, NY-J (RB)	837	164	5.1	685	143	4.8	152	21	7.2
33)	Westbrook, Jac. (WR)	815	75	10.9	98	9	10.9	717	66	10.9
34)	McCoy, Buf. (RB)	752	195	3.9	514	161	3.2	238	34	7.0
35)	R. Anderson, NY-J (WR)	744	52	14.3	-8	2	-4.0	752	50	15.0
36)	Ebron, Ind. (TE)	742	69	10.8	-8	3	-2.7	750	66	11.4
37)	*Hines, Ind. (RB)	739	148	5.0	314	85	3.7	425	63	6.7
38)	*Edwards, Bal. (RB)	738	139	5.3	718	137	5.2	20	2	10.0
39t)	Gordon, Cle.-N.E. (WR)	737	41	18.0	0	0	---	737	41	18.0
39t)	J. Nelson, Oak. (WR)	737	64	11.5	-2	1	-2.0	739	63	11.7
41)	J. Brown, Bal. (WR)	719	45	16.0	4	3	1.3	715	42	17.0
42)	*Sutton, Den. (WR)	703	43	16.3	-1	1	-1.0	704	42	16.8
43)	*L. Jackson, Bal. (QB)	695	147	4.7	695	147	4.7	0	0	---
44)	Green, Cin. (WR)	694	46	15.1	0	0	---	694	46	15.1
45)	M. Williams, LA-C (WR)	692	50	13.8	28	7	4.0	664	43	15.4
46)	Gronkowski, N.E. (TE)	682	47	14.5	0	0	---	682	47	14.5
47)	D. Thomas, Den.-Hou. (WR)	677	59	11.5	0	0	---	677	59	11.5
48t)	Moncrief, Jac. (WR)	668	48	13.9	0	0	---	668	48	13.9
48t)	Ty. Williams, LA-C (WR)	668	43	15.5	15	2	7.5	653	41	15.9
50)	Snead, Bal. (WR)	664	63	10.5	13	1	13.0	651	62	10.5

WEEK 17 / THROUGH SUNDAY, DECEMBER 30, 2018**AFC / LEADERS IN FIRST DOWNS**

Rank	Player, Team	Rush	Rec	Tot
1)	Hopkins, Hou. (WR)	0	81	81
2)	Conner, Pit. (RB)	56	20	76
3)	Mixon, Cin. (RB)	60	14	74
4)	Smith-Schuster, Pit. (WR)	1	68	69
5t)	Gordon, LA-C (RB)	47	21	68
5t)	Hill, K.C. (WR)	8	60	68
5t)	Kelce, K.C. (TE)	0	68	68
8)	Allen, LA-C (WR)	4	62	66
9t)	Brown, Pit. (WR)	0	63	63
9t)	Hunt, K.C. (RB)	46	17	63
11)	*Lindsay, Den. (RB)	49	12	61
12)	White, N.E. (RB)	22	38	60
13)	*Michel, N.E. (RB)	54	3	57
14t)	Henry, Ten. (RB)	51	4	55
14t)	Hilton, Ind. (WR)	0	55	55
16)	Boyd, Cin. (WR)	0	54	54
17)	Mack, Ind. (RB)	50	3	53
18)	*Chubb, Cle. (RB)	47	5	52
19)	C. Davis, Ten. (WR)	2	47	49
20)	Edelman, N.E. (WR)	7	41	48
21t)	Cook, Oak. (TE)	0	46	46
21t)	Drake, Mia. (RB)	23	23	46
21t)	*Hines, Ind. (RB)	17	29	46
21t)	Landry, Cle. (WR)	2	44	46
25)	*L. Jackson, Bal. (QB)	45	0	45
26)	Miller, Hou. (RB)	36	8	44
27t)	Ekeler, LA-C (RB)	25	18	43
27t)	Martin, Oak. (RB)	37	6	43
27t)	Westbrook, Jac. (WR)	5	38	43
30)	*Allen, Buf. (QB)	41	0	41
31)	Ebron, Ind. (TE)	1	39	40
32)	Sanders, Den. (WR)	2	37	39
33t)	*Edwards, Bal. (RB)	37	1	38
33t)	Snead, Bal. (WR)	1	37	38
33t)	M. Williams, LA-C (WR)	2	36	38
36t)	Green, Cin. (WR)	0	37	37
36t)	D. Thomas, Den.-Hou. (WR)	0	37	37
36t)	Yeldon, Jac. (RB)	16	21	37
39)	J. Nelson, Oak. (WR)	0	36	36
40t)	Crabtree, Bal. (WR)	0	35	35
40t)	D. Lewis, Ten. (RB)	22	13	35
42t)	Gronkowski, N.E. (TE)	0	34	34
42t)	Johnson, Cle. (RB)	9	25	34
42t)	Richard, Oak. (RB)	11	23	34
45t)	Crowell, NY-J (RB)	26	7	33
45t)	Fournette, Jac. (RB)	23	10	33
45t)	Gore, Mia. (RB)	25	8	33
45t)	Z. Jones, Buf. (WR)	0	33	33
45t)	McDonald, Pit. (TE)	0	33	33
45t)	Watson, Hou. (QB)	33	0	33

WEEK 17 / THROUGH SUNDAY, DECEMBER 30, 2018**AFC / LEADING PUNTERS**

Rank	Player, Team	No	Yards	Lg	Avg	TB	Blk	Dwn	OB	Opp Ret	In Yds	Net 20	Avg
1)	Koch, Bal.	60	2842	65	47.4	5	1	7	7	31	315	27	39.8
2)	Kern, Ten.	74	3483	62	47.1	3	1	7	15	33	296	39	41.7
3)	Sanchez, Ind.	57	2629	63	46.1	5	0	10	3	21	93	24	42.7
4)	Edwards, NY-J	82	3763	67	45.9	5	0	10	10	42	318	23	40.8
5)	Colquitt, Cle.	83	3767	79	45.4	6	2	11	7	37	397	32	38.2
6)	R. Allen, N.E.	64	2885	66	45.1	5	0	15	11	25	255	21	39.5
7)	*Bojorquez, Buf.	45	2028	60	45.1	4	1	8	4	20	137	22	39.4
8)	*Cooke, Jac.	86	3872	72	45.0	7	0	11	13	37	184	37	41.3
9)	Colquitt, K.C.	45	2021	67	44.9	5	0	10	1	17	97	21	40.5
10)	*Wadman, Den.	65	2905	65	44.7	7	0	5	8	27	301	22	37.9
11)	Haack, Mia.	87	3884	65	44.6	6	1	10	9	37	384	35	38.4
12)	Huber, Cin.	71	3119	69	43.9	3	1	12	2	30	220	29	39.4
13)	*Daniel, Hou.	74	3237	61	43.7	5	0	8	6	32	240	36	39.1
14)	Berry, Pit.	63	2753	69	43.7	4	0	12	6	16	227	28	38.8
15)	*Townsend, Oak.	70	3022	64	43.2	5	0	10	5	28	241	17	38.3
16)	D. Jones, LA-C	47	1990	59	42.3	3	0	4	6	21	143	15	38.0

AFC / LEADING PUNTERS, NET AVERAGE

Rank	Player, Team	No	Yards	Lg	Avg	TB	Blk	Dwn	OB	Opp Ret	In Yds	Net 20	Avg
1)	Sanchez, Ind.	57	2629	63	46.1	5	0	10	3	21	93	24	42.7
2)	Kern, Ten.	74	3483	62	47.1	3	1	7	15	33	296	39	41.7
3)	*Cooke, Jac.	86	3872	72	45.0	7	0	11	13	37	184	37	41.3
4)	Edwards, NY-J	82	3763	67	45.9	5	0	10	10	42	318	23	40.8
5)	Colquitt, K.C.	45	2021	67	44.9	5	0	10	1	17	97	21	40.5
6)	Koch, Bal.	60	2842	65	47.4	5	1	7	7	31	315	27	39.8
7)	R. Allen, N.E.	64	2885	66	45.1	5	0	15	11	25	255	21	39.5
8)	Huber, Cin.	71	3119	69	43.9	3	1	12	2	30	220	29	39.4
9)	*Bojorquez, Buf.	45	2028	60	45.1	4	1	8	4	20	137	22	39.4
10)	*Daniel, Hou.	74	3237	61	43.7	5	0	8	6	32	240	36	39.1
11)	Berry, Pit.	63	2753	69	43.7	4	0	12	6	16	227	28	38.8
12)	Haack, Mia.	87	3884	65	44.6	6	1	10	9	37	384	35	38.4
13)	*Townsend, Oak.	70	3022	64	43.2	5	0	10	5	28	241	17	38.3
14)	Colquitt, Cle.	83	3767	79	45.4	6	2	11	7	37	397	32	38.2
15)	D. Jones, LA-C	47	1990	59	42.3	3	0	4	6	21	143	15	38.0
16)	*Wadman, Den.	65	2905	65	44.7	7	0	5	8	27	301	22	37.9

AFC / PUNT RETURN LEADERS

Rank	Player, Team	Ret	FC	Yards	Avg	Long	TD
1)	A. Roberts, NY-J	23	27	324	14.1	78t	1
2)	D. Harris, Oak.	20	15	281	14.1	99t	1
3)	King, LA-C	23	8	318	13.8	73t	1
4)	C. Jones, Bal.-N.E.-Bal.	23	20	304	13.2	70t	1
5)	Hill, K.C.	20	3	213	10.7	91t	1
6)	Erickson, Cin.	20	20	212	10.6	38	0
7)	Carter, Phi.-Hou.	26	8	249	9.6	42	0
8)	Rogers, Ind.	23	28	215	9.3	51	0
9)	Peppers, Cle.	25	22	219	8.8	33	0
10)	Switzer, Pit.	30	26	252	8.4	23	0
11)	Ervin, Hou.-Bal.	21	7	175	8.3	27	0
12)	Edelman, N.E.	20	11	154	7.7	25	0

AFC / KICKOFF RETURN LEADERS

Rank	Player, Team	Ret	Yards	Avg	Long	TD
1)	Jennings, Ten.	22	698	31.7	94t	1
2)	A. Roberts, NY-J	40	1174	29.4	99t	1
3)	C. Patterson, N.E.	23	663	28.8	95t	1
4)	*Tr. Smith, K.C.	33	886	26.8	97	0
5)	Erickson, Cin.	40	1049	26.2	77	0
6)	King, LA-C	22	522	23.7	40	0
7)	D. Harris, Oak.	29	663	22.9	34	0
8)	C. Moore, Bal.	22	491	22.3	39	0
9)	Switzer, Pit.	30	607	20.2	35	0

WEEK 17 / THROUGH SUNDAY, DECEMBER 30, 2018**AFC / LEADERS IN INTERCEPTIONS**

Rank	Player, Team	Int	Yards	Avg	Long	TD
1)	Howard, Mia.	7	52	7.4	39	0
2)	Williams, Cin.	5	131	26.2	58t	1
3t)	Randall, Cle.	4	59	14.8	50	0
3t)	Nelson, K.C.	4	53	13.3	35	0
3t)	Johnson, NY-J	4	38	9.5	31t	1
3t)	Poyer, Buf.	4	11	2.8	11	0
3t)	Byard, Ten.	4	1	0.3	1	0
3t)	Harmon, N.E.	4	0	0.0	0	0
9t)	*Reid, Hou.	3	128	42.7	101t	1
9t)	Jones, Mia.	3	109	36.3	54	1
9t)	Butler, Ten.	3	90	30.0	56t	1
9t)	Lee, NY-J	3	82	27.3	36t	1
9t)	King, LA-C	3	75	25.0	42t	1
9t)	C. Harris, Den.	3	68	22.7	53t	1
9t)	Conley, Oak.	3	64	21.3	36t	1
9t)	K. Moore, Ind.	3	52	17.3	32	0
9t)	*Bates, Cin.	3	42	14.0	21t	1
9t)	McDonald, Mia.	3	41	13.7	31	0
9t)	Milano, Buf.	3	41	13.7	29	0
9t)	J. Jones, N.E.	3	34	11.3	28	0
9t)	Alonso, Mia.	3	30	10.0	15	0
9t)	*James, LA-C	3	30	10.0	23	0
9t)	*Ward, Cle.	3	26	8.7	26	0
9t)	*Jackson, N.E.	3	9	3.0	9	0
9t)	Simmons, Den.	3	8	2.7	8	0
9t)	Gilchrist, Oak.	3	2	0.7	2	0
9t)	Hal, Hou.	3	2	0.7	2	0
9t)	Ramsey, Jac.	3	0	0.0	0	0

WEEK 17 / THROUGH SUNDAY, DECEMBER 30, 2018**AFC / LEADERS IN SACKS**

Rank	Player, Team	Sacks
1)	Watt, Hou. (DE)	16.0
2)	Jones, K.C. (DE)	15.5
3)	Miller, Den. (LB)	14.5
4)	Garrett, Cle. (DE)	13.5
5t)	Ford, K.C. (LB)	13.0
5t)	Watt, Pit. (LB)	13.0
7)	*Chubb, Den. (LB)	12.0
8)	Campbell, Jac. (DE)	10.5
9)	Atkins, Cin. (DT)	10.0
10)	Ngakoue, Jac. (DE)	9.5
11t)	Autry, Ind. (DT)	9.0
11t)	Clowney, Hou. (LB)	9.0
11t)	Houston, K.C. (LB)	9.0
14)	Z. Smith, Bal. (LB)	8.5
15t)	Dunlap, Cin. (DE)	8.0
15t)	Heyward, Pit. (DE)	8.0
17)	Flowers, N.E. (DE)	7.5
18t)	H. Anderson, NY-J (DE)	7.0
18t)	Casey, Ten. (DE)	7.0
18t)	Hughes, Buf. (DE)	7.0
18t)	Ingram, LA-C (DE)	7.0
18t)	Jenkins, NY-J (LB)	7.0
18t)	Judon, Bal. (LB)	7.0
18t)	*Leonard, Ind. (LB)	7.0
18t)	Suggs, Bal. (LB)	7.0
26t)	Alexander, Buf. (LB)	6.5
26t)	Hargrave, Pit. (NT)	6.5
26t)	Quinn, Mia. (DE)	6.5
29t)	Bailey, K.C. (DE)	6.0
29t)	Brown, Ten. (LB)	6.0
29t)	*Hubbard, Cin. (DE)	6.0
29t)	Wake, Mia. (DE)	6.0
33t)	Bosa, LA-C (DE)	5.5
33t)	Dupree, Pit. (LB)	5.5
33t)	Ogunjobi, Cle. (DT)	5.5
33t)	Onwuasor, Bal. (LB)	5.5
33t)	Sheard, Ind. (DE)	5.5
33t)	Tuitt, Pit. (DE)	5.5
39t)	Copeland, NY-J (LB)	5.0
39t)	Hunt, Ind. (DE)	5.0
39t)	Rochell, LA-C (DE)	5.0
39t)	Williams, Buf. (DT)	5.0
39t)	Williams, NY-J (DE)	5.0
44t)	*Avery, Cle. (LB)	4.5
44t)	*Landry, Ten. (LB)	4.5
44t)	Williams, Pit. (LB)	4.5
44t)	Wise, N.E. (DE)	4.5
44t)	Woodyard, Ten. (LB)	4.5
49t)	Collins, Cle. (LB)	4.0
49t)	*Hurst, Oak. (DT)	4.0
49t)	Lawson, Buf. (DE)	4.0
49t)	Mercilus, Hou. (LB)	4.0
49t)	T. Murphy, Buf. (DE)	4.0
49t)	Philon, LA-C (DT)	4.0
49t)	Ryan, Ten. (DB)	4.0
49t)	*Turay, Ind. (DE)	4.0

WEEK 17 / THROUGH SUNDAY, DECEMBER 30, 2018**AFC / FUMBLE RECOVERIES**

Rank	Player, Team	TotRec	OffRec	DefRec
1t)	*L. Jackson, Bal.	5	5	0
1t)	Keenum, Den.	5	5	0
1t)	Mahomes, K.C.	5	5	0
4t)	Bailey, K.C.	4	0	4
4t)	Roethlisberger, Pit.	4	4	0
6t)	Clowney, Hou.	3	0	3
6t)	Houston, K.C.	3	0	3
6t)	Luck, Ind.	3	3	0
6t)	Milano, Buf.	3	0	3
6t)	Miller, Den.	3	0	3
6t)	Peppers, Cle.	3	1	2
6t)	Watson, Hou.	3	3	0
6t)	T. Young, Bal.	3	1	2
14t)	*Allen, Buf.	2	2	0
14t)	Dav. Andrews, N.E.	2	2	0
14t)	Bitonio, Cle.	2	2	0
14t)	*Bojorquez, Buf.	2	2	0
14t)	Bortles, Jac.	2	2	0
14t)	Carr, Oak.	2	2	0
14t)	Chickillo, Pit.	2	0	2
14t)	Colvin, Hou.	2	0	2
14t)	Croom, Buf.	2	2	0
14t)	*Darnold, NY-J	2	2	0
14t)	Driskel, Cin.	2	2	0
14t)	Ekeler, LA-C	2	2	0
14t)	Fejedelem, Cin.	2	1	1
14t)	Hankins, Oak.	2	0	2
14t)	Hill, K.C.	2	2	0
14t)	Hilton, Pit.	2	0	2
14t)	Ingram, LA-C	2	1	1
14t)	Jackson, Ten.	2	2	0
14t)	Jenkins, NY-J	2	0	2
14t)	King, LA-C	2	1	1
14t)	*Leonard, Ind.	2	0	2
14t)	D. Lewis, Ten.	2	2	0
14t)	Mariota, Ten.	2	2	0
14t)	*Mayfield, Cle.	2	2	0
14t)	D. McCourty, N.E.	2	0	2
14t)	M. Murphy, Buf.	2	1	1
14t)	*Reid, Hou.	2	0	2
14t)	Schobert, Cle.	2	0	2
14t)	*Speaks, K.C.	2	0	2
14t)	Van Noy, N.E.	2	0	2
14t)	*Ward, Cle.	2	0	2
14t)	Ty. Williams, LA-C	2	2	0

AFC / OFFENSIVE FUMBLE RECOVERIES

Rank	Player, Team	Ret	Yards	Avg	Long	TD
1t)	*L. Jackson, Bal.	5	0	0.0	0	0
1t)	Keenum, Den.	5	0	0.0	0	0
1t)	Mahomes, K.C.	5	0	0.0	0	0
4)	Roethlisberger, Pit.	4	0	0.0	0	0
5t)	Luck, Ind.	3	0	0.0	0	0
5t)	Watson, Hou.	3	0	0.0	0	0
7t)	*Allen, Buf.	2	0	0.0	0	0
7t)	Dav. Andrews, N.E.	2	0	0.0	0	0
7t)	Bitonio, Cle.	2	0	0.0	0	0
7t)	*Bojorquez, Buf.	2	0	0.0	0	0
7t)	Bortles, Jac.	2	0	0.0	0	0
7t)	Carr, Oak.	2	0	0.0	0	0
7t)	Croom, Buf.	2	0	0.0	0t	1
7t)	*Darnold, NY-J	2	0	0.0	0	0
7t)	Driskel, Cin.	2	0	0.0	0	0
7t)	Ekeler, LA-C	2	0	0.0	0	0
7t)	Hill, K.C.	2	0	0.0	0	0
7t)	Jackson, Ten.	2	0	0.0	0	0
7t)	D. Lewis, Ten.	2	0	0.0	0	0
7t)	Mariota, Ten.	2	0	0.0	0	0
7t)	*Mayfield, Cle.	2	0	0.0	0	0
7t)	Ty. Williams, LA-C	2	0	0.0	0	0

WEEK 17 / THROUGH SUNDAY, DECEMBER 30, 2018**AFC / DEFENSIVE FUMBLE RECOVERIES**

Rank	Player, Team	Ret	Yards	Avg	Long	TD
1)	Bailey, K.C.	4	2	0.5	2t	1
2t)	Miller, Den.	3	3	1.0	3	0
2t)	Clowney, Hou.	3	0	0.0	0t	1
2t)	Houston, K.C.	3	0	0.0	0	0
2t)	Milano, Buf.	3	0	0.0	0	0
6t)	T. Young, Bal.	2	74	37.0	62t	2
6t)	Van Noy, N.E.	2	46	23.0	46t	1
6t)	*Ward, Cle.	2	29	14.5	20	0
6t)	Schobert, Cle.	2	26	13.0	26	0
6t)	Peppers, Cle.	2	16	8.0	16	0
6t)	D. McCourty, N.E.	2	14	7.0	14	0
6t)	Hilton, Pit.	2	2	1.0	2	0
6t)	*Reid, Hou.	2	1	0.5	1	0
6t)	Chickillo, Pit.	2	0	0.0	0	0
6t)	Colvin, Hou.	2	0	0.0	0	0
6t)	Hankins, Oak.	2	0	0.0	0	0
6t)	Jenkins, NY-J	2	0	0.0	0	0
6t)	*Leonard, Ind.	2	0	0.0	0	0
6t)	*Speaks, K.C.	2	0	0.0	0	0

WEEK 17 / THROUGH SUNDAY, DECEMBER 30, 2018

NFC / LEADING PASSERS

Player, Team	Att	Comp	Pct		Avg		Pct			Pct Rating	
			Comp	Yds	Gain	TD	TD	Long	Int	Int	Points
Brees, N.O.	489	364	74.4	3992	8.16	32	6.5	72t	5	1.0	115.7
Wilson, Sea.	427	280	65.6	3448	8.07	35	8.2	66	7	1.6	110.9
Ryan, Atl.	608	422	69.4	4924	8.10	35	5.8	75t	7	1.2	108.1
Wentz, Phi.	401	279	69.6	3074	7.67	21	5.2	58	7	1.7	102.2
Goff, LA-R	561	364	64.9	4688	8.36	32	5.7	70t	12	2.1	101.1
Fitzpatrick, T.B.	246	164	66.7	2366	9.62	17	6.9	75t	12	4.9	100.4
Cousins, Min.	606	425	70.1	4298	7.09	30	5.0	75t	10	1.7	99.7
Rodgers, G.B.	597	372	62.3	4442	7.44	25	4.2	75t	2	0.3	97.6
Prescott, Dal.	526	356	67.7	3885	7.39	22	4.2	90t	8	1.5	96.9
Trubisky, Chi.	434	289	66.6	3223	7.43	24	5.5	70t	12	2.8	95.4
Newton, Car.	471	320	67.9	3395	7.21	24	5.1	82	13	2.8	94.2
Manning, NY-G	576	380	66.0	4299	7.46	21	3.6	58	11	1.9	92.4
Mullens, S.F.	274	176	64.2	2277	8.31	13	4.7	85t	10	3.6	90.8
Winston, T.B.	378	244	64.6	2992	7.92	19	5.0	64	14	3.7	90.2
Stafford, Det.	555	367	66.1	3777	6.81	21	3.8	67	11	2.0	89.9
A. Smith, Was.	328	205	62.5	2180	6.65	10	3.0	52	5	1.5	85.7
*Rosen, Ariz	393	217	55.2	2278	5.80	11	2.8	75t	14	3.6	66.7

NFC / LEADING PASSERS, RANKS

Player, Team	Att	Comp	Pct		Avg		Pct			Pct Rating	
			Comp	Yds	Gain	TD	TD	Long	Int	Int	Points
Brees, N.O.	8	6t	1	6	4	3t	3		2t	2	1
Wilson, Sea.	11	11	11	9	6	1t	1		4t	6	2
Ryan, Atl.	1	2	4	1	5	1t	4		4t	3	3
Wentz, Phi.	12	12	3	12	8	10t	7		4t	8	4
Goff, LA-R	5	6t	12	2	2	3t	5		12t	11	5
Fitzpatrick, T.B.	17	17	7	14	1	14	2		12t	17	6
Cousins, Min.	2	1	2	5	14	5	10		8t	7	7
Rodgers, G.B.	3	4	16	3	10	6	12		1	1	8
Prescott, Dal.	7	8	6	7	12	9	13		7	4	9
Trubisky, Chi.	10	10	8	11	11	7t	6		12t	13	10
Newton, Car.	9	9	5	10	13	7t	8		15	12	11
Manning, NY-G	4	3	10	4	9	10t	15		10t	9	12
Mullens, S.F.	16	16	14	16	3	15	11		8t	15	13
Winston, T.B.	14	13	13	13	7	13	9		16t	16	14
Stafford, Det.	6	5	9	8	15	10t	14		10t	10	15
A. Smith, Was.	15	15	15	17	16	17	16		2t	5	16
*Rosen, Ariz	13	14	17	15	17	16	17		16t	14	17

WEEK 17 / THROUGH SUNDAY, DECEMBER 30, 2018**NFC / FOURTH-QUARTER PASSING LEADERS**

Rank	Player, Team	Att	Comp	Comp%	Yards	YPA	TD	TD%	Int	Int%	Rating
1)	Brees, N.O.	109	80	73.4	837	7.68	9	8.3	1	0.9	118.9
2)	Ryan, Atl.	171	132	77.2	1507	8.81	13	7.6	4	2.3	118.7
3)	Fitzpatrick, T.B.	68	45	66.2	631	9.28	6	8.8	2	2.9	113.1
4)	Wilson, Sea.	126	81	64.3	1097	8.71	10	7.9	3	2.4	108.5
5)	Winston, T.B.	103	70	68.0	843	8.18	9	8.7	4	3.9	105.8
6)	Wentz, Phi.	108	76	70.4	719	6.66	7	6.5	2	1.9	102.4
7)	Cousins, Min.	168	113	67.3	1223	7.28	11	6.5	4	2.4	100.4
8)	Newton, Car.	169	114	67.5	1262	7.47	10	5.9	5	3.0	96.8
9)	Manning, NY-G	183	120	65.6	1377	7.52	8	4.4	3	1.6	95.8
10)	Trubisky, Chi.	88	57	64.8	637	7.24	5	5.7	2	2.3	95.7
11)	Goff, LA-R	133	78	58.6	961	7.23	7	5.3	1	0.8	95.5
12)	Rodgers, G.B.	176	106	60.2	1408	8.00	6	3.4	1	0.6	94.6
13)	Prescott, Dal.	152	97	63.8	1140	7.50	5	3.3	2	1.3	92.0
14)	Stafford, Det.	162	106	65.4	1069	6.60	9	5.6	5	3.1	89.8
15)	A. Smith, Was.	60	39	65.0	377	6.28	1	1.7	1	1.7	81.0
16)	*Rosen, Ariz	123	75	61.0	836	6.80	4	3.3	4	3.3	78.5
17)	Foles, Phi.	40	25	62.5	246	6.15	2	5.0	2	5.0	75.6
18)	Mullens, S.F.	82	51	62.2	680	8.29	3	3.7	6	7.3	70.2
19)	Beathard, S.F.	54	28	51.9	297	5.50	1	1.9	3	5.6	51.2

NFC / THIRD-DOWN PASSING LEADERS

Rank	Player, Team	Att	Comp	Comp%	Yards	YPA	TD	TD%	Int	Int%	Rating
1)	Wilson, Sea.	127	75	59.1	996	7.84	16	12.6	3	2.4	113.7
2)	Brees, N.O.	117	79	67.5	797	6.81	9	7.7	1	0.9	108.8
3)	Winston, T.B.	83	53	63.9	663	7.99	6	7.2	1	1.2	107.7
4)	Manning, NY-G	161	111	68.9	1294	8.04	10	6.2	3	1.9	106.0
5)	Ryan, Atl.	148	101	68.2	1165	7.87	7	4.7	2	1.4	101.9
6)	Rodgers, G.B.	132	75	56.8	1269	9.61	6	4.5	1	0.8	101.5
7)	Prescott, Dal.	146	99	67.8	1034	7.08	7	4.8	1	0.7	101.2
8)	Goff, LA-R	124	81	65.3	949	7.65	8	6.5	4	3.2	96.5
9)	Cousins, Min.	151	92	60.9	1000	6.62	8	5.3	2	1.3	92.6
10)	Trubisky, Chi.	107	68	63.6	697	6.51	7	6.5	3	2.8	92.3
11)	Wentz, Phi.	93	53	57.0	586	6.30	4	4.3	0	0.0	90.2
12)	A. Smith, Was.	98	62	63.3	749	7.64	3	3.1	2	2.0	88.4
13)	Newton, Car.	102	61	59.8	606	5.94	7	6.9	3	2.9	87.3
14)	Stafford, Det.	150	86	57.3	930	6.20	8	5.3	6	4.0	76.8
15)	*Rosen, Ariz	115	56	48.7	576	5.01	4	3.5	4	3.5	60.6

WEEK 17 / THROUGH SUNDAY, DECEMBER 30, 2018**NFC / LEADING RUSHERS**

Rank	Player, Team	Att	Yards	Avg	Long	TD
1)	Elliott, Dal.	304	1434	4.7	41	6
2)	*Barkley, NY-G	261	1307	5.0	78t	11
3)	Gurley, LA-R	256	1251	4.9	36	17
4)	Carson, Sea.	247	1151	4.7	61	9
5)	McCaffrey, Car.	219	1098	5.0	59	7
6)	Peterson, Was.	251	1042	4.2	90t	7
7)	Da. Johnson, Ariz	258	940	3.6	53	7
8)	Howard, Chi.	250	935	3.7	42	9
9)	Kamara, N.O.	194	883	4.6	49t	14
10)	Barber, T.B.	234	871	3.7	28	5
11)	Breida, S.F.	153	814	5.3	66t	3
12)	Coleman, Atl.	167	800	4.8	65	4
13)	A. Jones, G.B.	133	728	5.5	67	8
14)	Ingram, N.O.	138	645	4.7	38	6
15)	*Johnson, Det.	118	641	5.4	71	3
16)	Cook, Min.	133	615	4.6	70	2
17)	Murray, Min.	140	578	4.1	38t	6
18)	M. Davis, Sea.	112	514	4.6	37	4
19)	*Adams, Phi.	120	511	4.3	29	3
20)	Newton, Car. (QB)	101	488	4.8	29	4
21)	J. Williams, G.B.	121	464	3.8	20	3
22)	Cohen, Chi.	99	444	4.5	32	3
23)	Morris, S.F.	111	428	3.9	51	2
24)	Trubisky, Chi. (QB)	68	421	6.2	39	3
25)	*Penny, Sea.	85	419	4.9	38	2
26)	Blount, Det.	154	418	2.7	27	5
27)	Anderson, Car.-Oak.-LA-R	67	403	6.0	46	2
28)	Wilson, Sea. (QB)	67	376	5.6	40	0
29)	Smallwood, Phi.	87	364	4.2	15	3
30)	*Smith, Atl.	90	315	3.5	18	4
31)	Prescott, Dal. (QB)	75	305	4.1	28	6
32)	Winston, T.B. (QB)	49	281	5.7	18	1
33)	Rodgers, G.B. (QB)	43	269	6.3	23	2
34)	*Wilson, S.F.	66	266	4.0	18	0
35)	Zenner, Det.	55	265	4.8	29	3
36)	Mostert, S.F.	34	261	7.7	52t	1
37)	Clement, Phi.	68	259	3.8	32	2
38)	M. Brown, LA-R	43	212	4.9	19	0
39)	*Edmonds, Ariz	60	208	3.5	29	2
40)	T. Hill, N.O. (QB)	37	196	5.3	35	2
41)	Ajayi, Phi.	45	184	4.1	20	3
42)	Thompson, Was.	43	178	4.1	16	0
43)	Gallman, NY-G	51	176	3.5	9	1
44)	*Moore, Car. (WR)	13	172	13.2	32	0
45)	Riddick, Det.	40	171	4.3	19	0
46)	A. Smith, Was. (QB)	41	168	4.1	22	1
47t)	Hill, Atl.	20	157	7.9	60	0
47t)	Woods, LA-R (WR)	19	157	8.3	56	1
49)	Washington, N.O.	27	154	5.7	28	0
50)	Fitzpatrick, T.B. (QB)	36	152	4.2	18	2

NFC / THIRD-AND-ONE RUSHING LEADERS

Rank	Player, Team	Att	FD	Pct
1t)	A. Jones, G.B.	5	5	100.0
1t)	Brees, N.O.	4	4	100.0
1t)	Morris, S.F.	4	4	100.0
1t)	Ryan, Atl.	4	4	100.0
1t)	Trubisky, Chi.	4	4	100.0
1t)	Zenner, Det.	4	4	100.0
7t)	*Barkley, NY-G	8	7	87.5
7t)	Newton, Car.	8	7	87.5
9)	Kamara, N.O.	7	6	85.7
10)	Sanu, Atl.	6	5	83.3
11)	Peterson, Was.	10	8	80.0
12)	Da. Johnson, Ariz	9	7	77.8
13)	Carson, Sea.	16	12	75.0
14)	Gurley, LA-R	11	8	72.7
15)	Elliott, Dal.	19	13	68.4
16t)	McCaffrey, Car.	9	6	66.7
16t)	Blount, Det.	6	4	66.7
18)	Howard, Chi.	13	8	61.5

WEEK 17 / THROUGH SUNDAY, DECEMBER 30, 2018**NFC / LEADERS IN RECEPTIONS**

Rank	Player, Team	Rec	Yards	Avg	Long	TD
1)	Thomas, N.O.	125	1405	11.2	72t	9
2)	Ertz, Phi. (TE)	116	1163	10.0	34	8
3t)	J. Jones, Atl.	113	1677	14.8	58	8
3t)	Thielen, Min.	113	1373	12.2	68	9
5)	D. Adams, G.B.	111	1386	12.5	57	13
6)	McCaffrey, Car. (RB)	107	867	8.1	38	6
7)	Diggs, Min.	102	1021	10.0	75t	9
8)	*Barkley, NY-G (RB)	91	721	7.9	57t	4
9)	Kittle, S.F. (TE)	88	1377	15.6	85t	5
10t)	M. Evans, T.B.	86	1524	17.7	72t	8
10t)	Woods, LA-R	86	1219	14.2	39t	6
12)	Kamara, N.O. (RB)	81	709	8.8	42	4
13)	Cooks, LA-R	80	1204	15.1	57	5
14t)	Beckham, NY-G	77	1052	13.7	51	6
14t)	Elliott, Dal. (RB)	77	567	7.4	38t	3
16)	Humphries, T.B.	76	816	10.7	51	5
17)	Cooper, Oak.-Dal.	75	1005	13.4	90t	7
18)	Tate, Det.-Phi.	74	795	10.7	67	4
19t)	Cohen, Chi. (RB)	71	725	10.2	70t	5
19t)	Hooper, Atl. (TE)	71	660	9.3	36	4
21)	Golladay, Det.	70	1063	15.2	60	5
22)	Fitzgerald, Ariz	69	734	10.6	37	6
23)	Gabriel, Chi.	67	688	10.3	54	2
24t)	S. Shepard, NY-G	66	872	13.2	58	4
24t)	Sanu, Atl.	66	838	12.7	44t	4
26t)	Jeffery, Phi.	65	843	13.0	52	6
26t)	Beasley, Dal.	65	672	10.3	32t	3
28t)	*Ridley, Atl.	64	821	12.8	75t	10
28t)	Agholor, Phi.	64	736	11.5	83t	4
28t)	Rudolph, Min. (TE)	64	634	9.9	44t	4
31)	Riddick, Det. (RB)	61	384	6.3	20	0
32t)	Godwin, T.B.	59	842	14.3	48	7
32t)	Gurley, LA-R (RB)	59	580	9.8	56	4
34)	Lockett, Sea.	57	965	16.9	52t	10
35t)	*Moore, Car.	55	788	14.3	82	2
35t)	Robinson, Chi.	55	754	13.7	43	4
35t)	Graham, G.B. (TE)	55	636	11.6	54	2
38t)	T. Burton, Chi. (TE)	54	569	10.5	47	6
38t)	Reed, Was. (TE)	54	558	10.3	34	2
40t)	Baldwin, Sea.	50	618	12.4	42	5
40t)	Da. Johnson, Ariz (RB)	50	446	8.9	40	3
42)	Engram, NY-G (TE)	45	577	12.8	54	3
43t)	Funchess, Car.	44	549	12.5	27	4
43t)	Doctson, Was.	44	532	12.1	32	2
45t)	*Kirk, Ariz	43	590	13.7	75t	3
45t)	Wright, Car.	43	447	10.4	33	1
47)	Bourne, S.F.	42	487	11.6	33	4
48t)	Jackson, T.B.	41	774	18.9	75t	4
48t)	Thompson, Was. (RB)	41	268	6.5	23	1
50t)	Kupp, LA-R	40	566	14.2	70t	6
50t)	Cook, Min. (RB)	40	305	7.6	27	2

WEEK 17 / THROUGH SUNDAY, DECEMBER 30, 2018**NFC / RECEIVING YARDAGE LEADERS**

Rank	Player, Team	Yards	Rec	Avg	Long	TD
1)	J. Jones, Atl.	1677	113	14.8	58	8
2)	M. Evans, T.B.	1524	86	17.7	72t	8
3)	Thomas, N.O.	1405	125	11.2	72t	9
4)	D. Adams, G.B.	1386	111	12.5	57	13
5)	Kittle, S.F. (TE)	1377	88	15.6	85t	5
6)	Thielen, Min.	1373	113	12.2	68	9
7)	Woods, LA-R	1219	86	14.2	39t	6
8)	Cooks, LA-R	1204	80	15.1	57	5
9)	Ertz, Phi. (TE)	1163	116	10.0	34	8
10)	Golladay, Det.	1063	70	15.2	60	5
11)	Beckham, NY-G	1052	77	13.7	51	6
12)	Diggs, Min.	1021	102	10.0	75t	9
13)	Cooper, Oak.-Dal.	1005	75	13.4	90t	7
14)	Lockett, Sea.	965	57	16.9	52t	10
15)	S. Shepard, NY-G	872	66	13.2	58	4
16)	McCaffrey, Car. (RB)	867	107	8.1	38	6
17)	Jeffery, Phi.	843	65	13.0	52	6
18)	Godwin, T.B.	842	59	14.3	48	7
19)	Sanu, Atl.	838	66	12.7	44t	4
20)	*Ridley, Atl.	821	64	12.8	75t	10
21)	Humphries, T.B.	816	76	10.7	51	5
22)	Tate, Det.-Phi.	795	74	10.7	67	4
23)	*Moore, Car.	788	55	14.3	82	2
24)	Jackson, T.B.	774	41	18.9	75t	4
25)	Robinson, Chi.	754	55	13.7	43	4
26)	Agholor, Phi.	736	64	11.5	83t	4
27)	Fitzgerald, Ariz	734	69	10.6	37	6
28)	Cohen, Chi. (RB)	725	71	10.2	70t	5
29)	*Barkley, NY-G (RB)	721	91	7.9	57t	4
30)	Kamara, N.O. (RB)	709	81	8.8	42	4
31)	Gabriel, Chi.	688	67	10.3	54	2
32)	Beasley, Dal.	672	65	10.3	32t	3
33)	Hooper, Atl. (TE)	660	71	9.3	36	4
34)	Graham, G.B. (TE)	636	55	11.6	54	2
35)	Rudolph, Min. (TE)	634	64	9.9	44t	4
36)	Baldwin, Sea.	618	50	12.4	42	5
37)	*Kirk, Ariz	590	43	13.7	75t	3
38)	*Valdes-Scantling, G.B.	581	38	15.3	60	2
39)	Gurley, LA-R (RB)	580	59	9.8	56	4
40)	Ingram, NY-G (TE)	577	45	12.8	54	3
41)	T. Burton, Chi. (TE)	569	54	10.5	47	6
42)	Elliott, Dal. (RB)	567	77	7.4	38t	3
43)	Kupp, LA-R	566	40	14.2	70t	6
44)	Howard, T.B. (TE)	565	34	16.6	75t	5
45)	Reed, Was. (TE)	558	54	10.3	34	2
46)	Funchess, Car.	549	44	12.5	27	4
47)	Doctson, Was.	532	44	12.1	32	2
48)	M. Jones, Det.	508	35	14.5	39t	5
49)	*Gallup, Dal.	507	33	15.4	49t	2
50)	Samuel, Car.	494	39	12.7	53t	5

WEEK 17 / THROUGH SUNDAY, DECEMBER 30, 2018**NFC / THIRD-DOWN RECEIVING LEADERS**

Rank	Player, Team	Rec	Yards	Avg	Long	TD
1)	J. Jones, Atl.	32	400	12.5	35t	3
2)	Thomas, N.O.	30	341	11.4	72t	2
3)	Thielen, Min.	29	335	11.6	40	1
4)	D. Adams, G.B.	27	484	17.9	57	2
5)	Elliott, Dal. (RB)	26	145	5.6	16	1
6t)	Tate, Det.-Phi.	25	308	12.3	67	1
6t)	Beasley, Dal.	25	265	10.6	21	1
6t)	*Barkley, NY-G (RB)	25	183	7.3	21	0
9t)	Woods, LA-R	23	293	12.7	35	1
9t)	Ertz, Phi. (TE)	23	205	8.9	23t	2
11)	Cooks, LA-R	22	241	11.0	24	1
12t)	M. Evans, T.B.	21	412	19.6	64	1
12t)	*Ridley, Atl.	21	284	13.5	50	3
12t)	Cooper, Oak.-Dal.	21	254	12.1	40t	2
12t)	Kamara, N.O. (RB)	21	170	8.1	19	2
16t)	S. Shepard, NY-G	20	274	13.7	55	3
16t)	Beckham, NY-G	20	267	13.4	44	4
16t)	Ingram, NY-G (TE)	20	241	12.1	51	2
19t)	Jeffery, Phi.	19	258	13.6	36	3
19t)	Sanu, Atl.	19	237	12.5	32	0
19t)	McCaffrey, Car. (RB)	19	180	9.5	22	2
19t)	Humphries, T.B.	19	162	8.5	16	1
19t)	Diggs, Min.	19	153	8.1	24	2
24)	Kittle, S.F. (TE)	17	208	12.2	21	1
25t)	Lockett, Sea.	16	308	19.3	52t	4
25t)	Golladay, Det.	16	273	17.1	40	1
25t)	*Kirk, Ariz	16	242	15.1	59t	2
25t)	Rudolph, Min. (TE)	16	199	12.4	44t	1
25t)	Reed, Was. (TE)	16	178	11.1	34	1
25t)	Fitzgerald, Ariz	16	143	8.9	32	1
25t)	Cohen, Chi. (RB)	16	97	6.1	11	1
32t)	Graham, G.B. (TE)	15	175	11.7	34	1
32t)	Gabriel, Chi.	15	163	10.9	40	1
32t)	Thompson, Was. (RB)	15	110	7.3	17	0
32t)	Riddick, Det. (RB)	15	102	6.8	20	0
36t)	Agholor, Phi.	14	167	11.9	58	1
36t)	Hooper, Atl. (TE)	14	165	11.8	23	0
38t)	Godwin, T.B.	13	167	12.8	25	4
38t)	Baldwin, Sea.	13	158	12.2	35t	4
38t)	Wright, Car.	13	92	7.1	14	1
41t)	Moore, Sea.	11	202	18.4	54	2
41t)	Cobb, G.B.	11	183	16.6	75t	2
41t)	Robinson, Chi.	11	154	14.0	36t	1
41t)	Jarwin, Dal. (TE)	11	137	12.5	39t	3
41t)	*A. Miller, Chi.	11	126	11.5	29t	3
41t)	Rodgers, T.B. (RB)	11	82	7.5	24	0
47t)	*Valdes-Scantling, G.B.	10	227	22.7	51	0
47t)	Kupp, LA-R	10	186	18.6	53t	2
47t)	*Thomas, Car. (TE)	10	108	10.8	31	0
47t)	Everett, LA-R (TE)	10	80	8.0	22	1
47t)	Ellington, Hou.-Det.	10	53	5.3	10	0

WEEK 17 / THROUGH SUNDAY, DECEMBER 30, 2018**NFC / LEADING SCORERS, NONKICKERS**

Rank	Player, Team	TD	Rush	Rec	Ret	X2	Pts
1)	Gurley, LA-R (RB)	21	17	4	0	3	132
2)	Kamara, N.O. (RB)	18	14	4	0	3	114
3)	*Barkley, NY-G (RB)	15	11	4	0	1	92
4)	D. Adams, G.B. (WR)	13	0	13	0	1	80
5)	McCaffrey, Car. (RB)	13	7	6	0	0	78
6t)	Da. Johnson, Ariz (RB)	10	7	3	0	1	62
6t)	Lockett, Sea. (WR)	10	0	10	0	1	62
8)	*Ridley, Atl. (WR)	10	0	10	0	0	60
9t)	Diggs, Min. (WR)	9	0	9	0	1	56
9t)	Thielen, Min. (WR)	9	0	9	0	1	56
11t)	Carson, Sea. (RB)	9	9	0	0	0	54
11t)	Coleman, Atl. (RB)	9	4	5	0	0	54
11t)	Elliott, Dal. (RB)	9	6	3	0	0	54
11t)	M. Evans, T.B. (WR)	9	0	8	1	0	54
11t)	Howard, Chi. (RB)	9	9	0	0	0	54
11t)	A. Jones, G.B. (RB)	9	8	1	0	0	54
11t)	Thomas, N.O. (WR)	9	0	9	0	0	54
18t)	Cohen, Chi. (RB)	8	3	5	0	0	48
18t)	Ertz, Phi. (TE)	8	0	8	0	0	48
18t)	J. Jones, Atl. (WR)	8	0	8	0	0	48
18t)	Peterson, Was. (RB)	8	7	1	0	0	48
22)	Godwin, T.B. (WR)	7	0	7	0	1	44
23t)	Cooper, Oak.-Dal. (WR)	7	0	7	0	0	42
23t)	Ingram, N.O. (RB)	7	6	1	0	0	42
23t)	*A. Miller, Chi. (WR)	7	0	7	0	0	42
23t)	Samuel, Car. (WR)	7	2	5	0	0	42
23t)	Woods, LA-R (WR)	7	1	6	0	0	42
28t)	T. Burton, Chi. (TE)	6	0	6	0	1	38
28t)	Fitzgerald, Ariz (WR)	6	0	6	0	1	38
28t)	Murray, Min. (RB)	6	6	0	0	1	38
28t)	Prescott, Dal. (QB)	6	6	0	0	1	38
32t)	Barber, T.B. (RB)	6	5	1	0	0	36
32t)	Beckham, NY-G (WR)	6	0	6	0	0	36
32t)	Brate, T.B. (TE)	6	0	6	0	0	36
32t)	Cooks, LA-R (WR)	6	1	5	0	0	36
32t)	Jeffery, Phi. (WR)	6	0	6	0	0	36
32t)	Kupp, LA-R (WR)	6	0	6	0	0	36
38t)	Kittle, S.F. (TE)	5	0	5	0	1	32
38t)	Smallwood, Phi. (RB)	5	3	2	0	1	32
40t)	Baldwin, Sea. (WR)	5	0	5	0	0	30
40t)	Blount, Det. (RB)	5	5	0	0	0	30
40t)	Breida, S.F. (RB)	5	3	2	0	0	30
40t)	J. Brown, Sea. (WR)	5	0	5	0	0	30
40t)	M. Davis, Sea. (RB)	5	4	1	0	0	30
40t)	Golladay, Det. (WR)	5	0	5	0	0	30
40t)	Howard, T.B. (TE)	5	0	5	0	0	30
40t)	Humphries, T.B. (WR)	5	0	5	0	0	30
40t)	Jackson, T.B. (WR)	5	1	4	0	0	30
40t)	M. Jones, Det. (WR)	5	0	5	0	0	30
40t)	Moore, Sea. (WR)	5	0	5	0	0	30
40t)	*Pettis, S.F. (WR)	5	0	5	0	0	30
40t)	Reynolds, LA-R (WR)	5	0	5	0	0	30
40t)	Robinson, Min. (WR)	5	0	5	0	0	30
40t)	*Smith, N.O. (WR)	5	0	5	0	0	30

WEEK 17 / THROUGH SUNDAY, DECEMBER 30, 2018**NFC / LEADING SCORERS, KICKERS**

Rank	Player, Team	PAT	FG	Pct	Long	Pts
1)	Lutz, N.O.	52/53	28/30	.933	54	136
2)	Rosas, NY-G	31/32	32/33	.970	57	127
3)	Gould, S.F.	27/29	33/34	.971	53	126
4)	Crosby, G.B.	34/36	30/37	.811	53	124
5)	Maher, Dal.	32/33	29/36	.806	62	119
6)	Zuerlein, LA-R	35/36	27/31	.871	56	116
7t)	Janikowski, Sea.	48/51	22/27	.815	56	114
7t)	Prater, Det.	30/30	28/32	.875	54	114
9t)	Elliott, Phi.	33/35	26/31	.839	56	111
9t)	Parkey, Chi.	42/45	23/30	.767	50	111
11)	Hopkins, Was.	25/26	26/29	.897	56	103
12t)	Bailey, Min.	30/31	21/28	.750	52	93
12t)	Bryant, Atl.	33/35	20/21	.952	57	93
14)	Catanzaro, T.B.-Car.	30/35	16/20	.800	59	78
15)	Gano, Car.	30/33	14/16	.875	63	72
16)	Santos, LA-R-T.B.	22/23	14/18	.778	45	64
17)	Gonzalez, Cle.-Ariz	8/11	9/14	.643	55	35
18)	Dawson, Ariz	15/15	5/ 8	.625	43	30
19)	Tavecchio, Atl.	8/ 8	5/ 5	1.000	56	23
20)	Ficken, LA-R	10/10	1/ 3	.333	34	13
21)	Hekker, LA-R	1/ 1	1/ 1	1.000	20	4

NFC / TOUCHBACKS ON KICKOFFS

Rank	Player, Team	TB
1)	Parkey, Chi.	65
2)	Lutz, N.O.	64
3t)	Elliott, Phi.	57
3t)	Zuerlein, LA-R	57
5)	Hopkins, Was.	56
6t)	Catanzaro, T.B.-Car.	52
6t)	Maher, Dal.	52
6t)	Pinion, S.F.	52
9t)	Bosher, Atl.	51
9t)	Rosas, NY-G	51
11)	Gano, Car.	47
12)	Janikowski, Sea.	42
13)	Crosby, G.B.	41
14)	Bailey, Min.	35
15)	Martin, Det.	34
16)	Santos, LA-R-T.B.	19
17)	Gonzalez, Cle.-Ariz	17
18)	Dawson, Ariz	14
19)	Ficken, LA-R	11
20)	Prater, Det.	3
21)	Hekker, LA-R	2

WEEK 17 / THROUGH SUNDAY, DECEMBER 30, 2018

NFC / MOST YARDS FROM SCRIMMAGE

Rank	Player, Team	Total			Rushing			Receiving		
		Yards	Att+Rec	Avg	Yards	Att	Avg	Yards	Rec	Avg
1)	*Barkley, NY-G (RB)	2028	352	5.8	1307	261	5.0	721	91	7.9
2)	Elliott, Dal. (RB)	2001	381	5.3	1434	304	4.7	567	77	7.4
3)	McCaffrey, Car. (RB)	1965	326	6.0	1098	219	5.0	867	107	8.1
4)	Gurley, LA-R (RB)	1831	315	5.8	1251	256	4.9	580	59	9.8
5)	J. Jones, Atl. (WR)	1689	115	14.7	12	2	6.0	1677	113	14.8
6)	Kamara, N.O. (RB)	1592	275	5.8	883	194	4.6	709	81	8.8
7)	M. Evans, T.B. (WR)	1524	86	17.7	0	0	---	1524	86	17.7
8)	Thomas, N.O. (WR)	1405	125	11.2	0	0	---	1405	125	11.2
9)	Thielen, Min. (WR)	1403	118	11.9	30	5	6.0	1373	113	12.2
10)	Kittle, S.F. (TE)	1387	89	15.6	10	1	10.0	1377	88	15.6
11t)	D. Adams, G.B. (WR)	1386	111	12.5	0	0	---	1386	111	12.5
11t)	Da. Johnson, Ariz (RB)	1386	308	4.5	940	258	3.6	446	50	8.9
13)	Woods, LA-R (WR)	1376	105	13.1	157	19	8.3	1219	86	14.2
14)	Carson, Sea. (RB)	1314	267	4.9	1151	247	4.7	163	20	8.2
15)	Cooks, LA-R (WR)	1272	90	14.1	68	10	6.8	1204	80	15.1
16)	Peterson, Was. (RB)	1250	271	4.6	1042	251	4.2	208	20	10.4
17)	Cohen, Chi. (RB)	1169	170	6.9	444	99	4.5	725	71	10.2
18)	Ertz, Phi. (TE)	1163	116	10.0	0	0	---	1163	116	10.0
19)	Diggs, Min. (WR)	1083	112	9.7	62	10	6.2	1021	102	10.0
20)	Howard, Chi. (RB)	1080	270	4.0	935	250	3.7	145	20	7.3
21)	Coleman, Atl. (RB)	1076	199	5.4	800	167	4.8	276	32	8.6
22)	Breida, S.F. (RB)	1075	180	6.0	814	153	5.3	261	27	9.7
23t)	Beckham, NY-G (WR)	1071	82	13.1	19	5	3.8	1052	77	13.7
23t)	Golladay, Det. (WR)	1071	71	15.1	8	1	8.0	1063	70	15.2
25)	Lockett, Sea. (WR)	1034	70	14.8	69	13	5.3	965	57	16.9
26)	Cooper, Oak.-Dal. (WR)	1025	77	13.3	20	2	10.0	1005	75	13.4
27)	Barber, T.B. (RB)	963	254	3.8	871	234	3.7	92	20	4.6
28)	*Moore, Car. (WR)	960	68	14.1	172	13	13.2	788	55	14.3
29)	A. Jones, G.B. (RB)	934	159	5.9	728	133	5.5	206	26	7.9
30)	Cook, Min. (RB)	920	173	5.3	615	133	4.6	305	40	7.6
31)	S. Shepard, NY-G (WR)	905	69	13.1	33	3	11.0	872	66	13.2
32)	Sanu, Atl. (WR)	882	73	12.1	44	7	6.3	838	66	12.7
33)	*Johnson, Det. (RB)	854	150	5.7	641	118	5.4	213	32	6.7
34)	*Ridley, Atl. (WR)	848	70	12.1	27	6	4.5	821	64	12.8
35)	Jeffery, Phi. (WR)	843	65	13.0	0	0	---	843	65	13.0
36)	Godwin, T.B. (WR)	842	59	14.3	0	0	---	842	59	14.3
37)	Tate, Det.-Phi. (WR)	829	78	10.6	34	4	8.5	795	74	10.7
38)	Humphries, T.B. (WR)	827	78	10.6	11	2	5.5	816	76	10.7
39)	Ingram, N.O. (RB)	815	159	5.1	645	138	4.7	170	21	8.1
40)	Jackson, T.B. (WR)	803	47	17.1	29	6	4.8	774	41	18.9
41)	Agholor, Phi. (WR)	768	67	11.5	32	3	10.7	736	64	11.5
42)	Robinson, Chi. (WR)	763	56	13.6	9	1	9.0	754	55	13.7
43)	Gabriel, Chi. (WR)	749	76	9.9	61	9	6.8	688	67	10.3
44)	Fitzgerald, Ariz (WR)	734	69	10.6	0	0	---	734	69	10.6
45)	M. Davis, Sea. (RB)	728	146	5.0	514	112	4.6	214	34	6.3
46)	Murray, Min. (RB)	719	162	4.4	578	140	4.1	141	22	6.4
47)	J. Williams, G.B. (RB)	674	148	4.6	464	121	3.8	210	27	7.8
48)	Beasley, Dal. (WR)	672	65	10.3	0	0	---	672	65	10.3
49)	Hooper, Atl. (TE)	660	71	9.3	0	0	---	660	71	9.3
50)	Graham, G.B. (TE)	636	55	11.6	0	0	---	636	55	11.6

WEEK 17 / THROUGH SUNDAY, DECEMBER 30, 2018**NFC / LEADERS IN FIRST DOWNS**

Rank	Player, Team	Rush	Rec	Tot
1)	Gurley, LA-R (RB)	70	26	96
2)	Elliott, Dal. (RB)	73	22	95
3)	McCaffrey, Car. (RB)	53	41	94
4)	Kamara, N.O. (RB)	57	31	88
5)	J. Jones, Atl. (WR)	1	80	81
6)	*Barkley, NY-G (RB)	50	30	80
7t)	Thielen, Min. (WR)	1	74	75
7t)	Thomas, N.O. (WR)	0	75	75
7t)	Woods, LA-R (WR)	9	66	75
10)	Da. Johnson, Ariz (RB)	51	22	73
11)	M. Evans, T.B. (WR)	0	69	69
12)	Carson, Sea. (RB)	61	7	68
13)	Ertz, Phi. (TE)	0	66	66
14)	D. Adams, G.B. (WR)	0	64	64
15t)	Cooks, LA-R (WR)	5	56	61
15t)	Kittle, S.F. (TE)	1	60	61
17)	Howard, Chi. (RB)	53	7	60
18t)	Golladay, Det. (WR)	0	56	56
18t)	Peterson, Was. (RB)	47	9	56
20)	Cooper, Oak.-Dal. (WR)	1	53	54
21t)	Beckham, NY-G (WR)	2	51	53
21t)	A. Jones, G.B. (RB)	41	12	53
23)	Diggs, Min. (WR)	3	49	52
24)	Coleman, Atl. (RB)	36	15	51
25)	Cohen, Chi. (RB)	20	29	49
26t)	Breida, S.F. (RB)	36	12	48
26t)	Godwin, T.B. (WR)	0	48	48
26t)	Humphries, T.B. (WR)	0	48	48
26t)	Jeffery, Phi. (WR)	0	48	48
26t)	S. Shepard, NY-G (WR)	1	47	48
31)	Sanu, Atl. (WR)	5	41	46
32)	Barber, T.B. (RB)	41	4	45
33)	*Johnson, Det. (RB)	32	11	43
34t)	Lockett, Sea. (WR)	3	37	40
34t)	*Ridley, Atl. (WR)	1	39	40
36t)	Beasley, Dal. (WR)	0	39	39
36t)	Fitzgerald, Ariz (WR)	0	39	39
36t)	Ingram, N.O. (RB)	34	5	39
36t)	*Moore, Car. (WR)	6	33	39
40)	Cook, Min. (RB)	22	15	37
41t)	Newton, Car. (QB)	36	0	36
41t)	Robinson, Chi. (WR)	0	36	36
41t)	J. Williams, G.B. (RB)	25	11	36
44t)	M. Davis, Sea. (RB)	25	10	35
44t)	Funchess, Car. (WR)	0	35	35
46t)	Gabriel, Chi. (WR)	3	31	34
46t)	Tate, Det.-Phi. (WR)	1	33	34
48)	Jackson, T.B. (WR)	2	31	33
49t)	Baldwin, Sea. (WR)	0	32	32
49t)	Graham, G.B. (TE)	0	32	32
49t)	Rudolph, Min. (TE)	0	32	32

WEEK 17 / THROUGH SUNDAY, DECEMBER 30, 2018

NFC / LEADING PUNTERS

Rank	Player, Team	No	Yards	Lg	Avg	TB	Blk	Dwn	OB	Opp Ret	In Yds	Net 20	Avg
1)	Lee, Ariz	94	4568	64	48.6	7	0	12	7	44	420	32	42.6
2)	*M. Dickson, Sea.	78	3759	69	48.2	5	1	13	14	36	304	28	42.5
3)	Johnston, Phi.	61	2937	68	48.1	7	0	5	2	31	194	24	42.7
4)	Morstead, N.O.	43	1996	60	46.4	4	0	3	9	12	60	15	43.2
5)	Hekker, LA-R	43	1992	68	46.3	2	0	10	12	12	104	21	43.0
6)	Bosher, Atl.	60	2729	57	45.5	3	2	6	3	27	184	22	40.1
7)	Dixon, NY-G	71	3226	60	45.4	4	0	15	9	27	177	20	41.8
8)	Way, Was.	79	3581	63	45.3	0	0	19	3	31	303	41	41.5
9)	Palardy, Car.	61	2759	59	45.2	4	0	7	4	22	181	24	41.0
10)	Wile, Min.	72	3255	70	45.2	2	1	11	9	31	188	27	41.5
11)	Anger, T.B.	57	2567	64	45.0	4	1	7	3	27	231	15	38.9
12)	O'Donnell, Chi.	62	2791	65	45.0	7	1	13	2	20	150	28	39.7
13)	*Scott, G.B.	71	3176	67	44.7	9	1	11	4	20	206	19	38.8
14)	Martin, Det.	74	3310	61	44.7	4	0	13	3	29	332	32	39.2
15)	C. Jones, Dal.	60	2670	63	44.5	2	0	9	3	30	254	17	39.6
16)	Pinion, S.F.	68	2973	64	43.7	4	1	4	7	25	195	22	39.1

NFC / LEADING PUNTERS, NET AVERAGE

Rank	Player, Team	No	Yards	Lg	Avg	TB	Blk	Dwn	OB	Opp Ret	In Yds	Net 20	Avg
1)	Morstead, N.O.	43	1996	60	46.4	4	0	3	9	12	60	15	43.2
2)	Hekker, LA-R	43	1992	68	46.3	2	0	10	12	12	104	21	43.0
3)	Johnston, Phi.	61	2937	68	48.1	7	0	5	2	31	194	24	42.7
4)	Lee, Ariz	94	4568	64	48.6	7	0	12	7	44	420	32	42.6
5)	*M. Dickson, Sea.	78	3759	69	48.2	5	1	13	14	36	304	28	42.5
6)	Dixon, NY-G	71	3226	60	45.4	4	0	15	9	27	177	20	41.8
7)	Way, Was.	79	3581	63	45.3	0	0	19	3	31	303	41	41.5
8)	Wile, Min.	72	3255	70	45.2	2	1	11	9	31	188	27	41.5
9)	Palardy, Car.	61	2759	59	45.2	4	0	7	4	22	181	24	41.0
10)	Bosher, Atl.	60	2729	57	45.5	3	2	6	3	27	184	22	40.1
11)	O'Donnell, Chi.	62	2791	65	45.0	7	1	13	2	20	150	28	39.7
12)	C. Jones, Dal.	60	2670	63	44.5	2	0	9	3	30	254	17	39.6
13)	Martin, Det.	74	3310	61	44.7	4	0	13	3	29	332	32	39.2
14)	Pinion, S.F.	68	2973	64	43.7	4	1	4	7	25	195	22	39.1
15)	Anger, T.B.	57	2567	64	45.0	4	1	7	3	27	231	15	38.9
16)	*Scott, G.B.	71	3176	67	44.7	9	1	11	4	20	206	19	38.8

NFC / PUNT RETURN LEADERS

Rank	Player, Team	Ret	FC	Yards	Avg	Long	TD
1)	Cohen, Chi.	33	21	411	12.5	44	0
2)	Sherels, Min.	23	15	276	12.0	70	0
3)	Natson, LA-R	26	10	280	10.8	60	0
4)	*Kirk, Ariz	21	17	164	7.8	44	0
5)	Hardy, Atl.	20	23	147	7.4	18	0
6)	Humphries, T.B.	21	15	139	6.6	16	0
7)	Lockett, Sea.	25	20	143	5.7	19	0

NFC / KICKOFF RETURN LEADERS

Rank	Player, Team	Ret	Yards	Avg	Long	TD
1)	Coleman, N.E.-NY-G	23	598	26.0	51	0
2)	*James, S.F.	23	580	25.2	97t	1
3)	Hall, Atl.	26	616	23.7	53	0

WEEK 17 / THROUGH SUNDAY, DECEMBER 30, 2018**NFC / LEADERS IN INTERCEPTIONS**

Rank	Player, Team	Int	Yards	Avg	Long	TD
1t)	Kazee, Atl.	7	54	7.7	33	0
1t)	Fuller, Chi.	7	52	7.4	35	0
3)	Jackson, Chi.	6	81	13.5	41t	2
4)	Ogletree, NY-G	5	61	12.2	20	2
5t)	Riley, NY-G	4	67	16.8	46	1
5t)	J. Johnson, LA-R	4	46	11.5	35	0
5t)	Adams, T.B.	4	34	8.5	16	0
5t)	Swearinger, Was.-Ariz	4	33	8.3	22	0
5t)	*Jackson, Car.	4	0	0.0	0	0
10t)	Peters, LA-R	3	107	35.7	50t	1
10t)	Slay, Det.	3	107	35.7	67t	1
10t)	Norman, Was.	3	79	26.3	40	0
10t)	Smith, Min.	3	66	22.0	52	0
10t)	Amukamara, Chi.	3	58	19.3	49t	1
10t)	Littleton, LA-R	3	48	16.0	22	1
10t)	Diggs, Det.	3	41	13.7	37t	1
10t)	McDougald, Sea.	3	39	13.0	39	0
10t)	Harris, Min.	3	33	11.0	33	0
10t)	Clinton-Dix, G.B.-Was.	3	25	8.3	24	0
10t)	E. Thomas, Sea.	3	25	8.3	25	0
10t)	Douglas, Phi.	3	14	4.7	17	0
10t)	Adams, Car.	3	11	3.7	18	0
10t)	Boston, Ariz	3	9	3.0	9	0
10t)	Poole, Atl.	3	2	0.7	2	0
25t)	M. Williams, N.O.	2	100	50.0	78	0
25t)	D. Jones, Atl.	2	61	30.5	41t	1
25t)	*Vander Esch, Dal.	2	56	28.0	28	0
25t)	Breeland, G.B.	2	48	24.0	26	1
25t)	Apple, NY-G-N.O.	2	29	14.5	29	0
25t)	Ja. Jenkins, NY-G	2	29	14.5	29	0
25t)	Amos, Chi.	2	27	13.5	26	0
25t)	Thomas, NY-G	2	26	13.0	26	0
25t)	*Maddox, Phi.	2	23	11.5	23	0
25t)	Dunbar, Was.	2	21	10.5	24	0
25t)	X. Woods, Dal.	2	15	7.5	15	0
25t)	Callahan, Chi.	2	12	6.0	12	0
25t)	Trevathan, Chi.	2	12	6.0	12	0
25t)	Goodson, NY-G	2	8	4.0	5	0
25t)	Shaqui. Griffin, Sea.	2	8	4.0	8	0
25t)	Hill, LA-R	2	7	3.5	7	0
25t)	M. Foster, Was.	2	4	2.0	4	0
25t)	Kendricks, Min.	2	3	1.5	3	0
25t)	Banjo, N.O.	2	0	0.0	0	0
25t)	Lattimore, N.O.	2	0	0.0	0	0
25t)	Peterson, Ariz	2	0	0.0	0	0

WEEK 17 / THROUGH SUNDAY, DECEMBER 30, 2018**NFC / LEADERS IN SACKS**

Rank	Player, Team	Sacks
1)	Donald, LA-R (DE)	20.5
2)	Hunter, Min. (DE)	14.5
3)	Clark, Sea. (DE)	14.0
4t)	Cha. Jones, Ariz (DE)	13.0
4t)	Kerrigan, Was. (LB)	13.0
6t)	Mack, Chi. (LB)	12.5
6t)	Pierre-Paul, T.B. (DE)	12.5
8t)	Buckner, S.F. (DT)	12.0
8t)	Jordan, N.O. (DE)	12.0
10t)	Cox, Phi. (DT)	10.5
10t)	Fackrell, G.B. (LB)	10.5
10t)	Lawrence, Dal. (DE)	10.5
10t)	J. Reed, Sea. (DT)	10.5
14t)	Addison, Car. (DE)	9.0
14t)	Bennett, Phi. (DE)	9.0
16t)	Allen, Was. (DE)	8.0
16t)	Rankins, N.O. (DT)	8.0
18t)	Hicks, Chi. (DE)	7.5
18t)	Ioannidis, Was. (DE)	7.5
18t)	Okwara, Det. (DE)	7.5
21t)	Kennard, Det. (LB)	7.0
21t)	McKinley, Atl. (DE)	7.0
21t)	Vernon, NY-G (LB)	7.0
24t)	Irvin, Oak.-Atl. (DE)	6.5
24t)	Long, Phi. (DE)	6.5
24t)	Nassib, T.B. (DE)	6.5
27t)	Clark, G.B. (NT)	6.0
27t)	Crawford, Atl. (DT)	6.0
27t)	Davis, Det. (LB)	6.0
27t)	Gregory, Dal. (DE)	6.0
27t)	Jarrett, Atl. (DT)	6.0
27t)	McCoy, T.B. (DT)	6.0
33t)	Blair, S.F. (DE)	5.5
33t)	Crawford, Dal. (DT)	5.5
33t)	Griffen, Min. (DE)	5.5
33t)	*Hill, NY-G (DE)	5.5
33t)	Marsh, S.F. (DE)	5.5
38t)	Beasley, Atl. (DE)	5.0
38t)	Davis, N.O. (LB)	5.0
38t)	Martinez, G.B. (LB)	5.0
38t)	*Payne, Was. (NT)	5.0
38t)	Peppers, Car. (DE)	5.0
38t)	*Smith, Chi. (LB)	5.0
44t)	*Davenport, N.O. (DE)	4.5
44t)	Gunter, Ariz (DT)	4.5
44t)	T. Johnson, Sea.-Min. (DT)	4.5
44t)	Nkemdiche, Ariz (DT)	4.5
44t)	Onyemata, N.O. (DT)	4.5
44t)	S. Richardson, Min. (DT)	4.5
44t)	Suh, LA-R (NT)	4.5

WEEK 17 / THROUGH SUNDAY, DECEMBER 30, 2018**NFC / FUMBLE RECOVERIES**

Rank	Player, Team	TotRec	OffRec	DefRec
1t)	Prescott, Dal.	7	7	0
1t)	*Rosen, Ariz	7	7	0
3)	Wentz, Phi.	5	5	0
4t)	Brees, N.O.	4	4	0
4t)	Wilson, Sea.	4	4	0
6t)	Clement, Phi.	3	3	0
6t)	Cohen, Chi.	3	3	0
6t)	Cousins, Min.	3	3	0
6t)	Daniel, Chi.	3	3	0
6t)	Goff, LA-R	3	3	0
6t)	Lattimore, N.O.	3	0	3
6t)	A. Smith, Was.	3	3	0
13t)	Agnew, Det.	2	1	1
13t)	*Alexander, G.B.	2	2	0
13t)	Apple, NY-G-N.O.	2	0	2
13t)	Baker, Ariz	2	0	2
13t)	Beathard, S.F.	2	2	0
13t)	Breida, S.F.	2	2	0
13t)	Clark, Sea.	2	0	2
13t)	Clark, G.B.	2	0	2
13t)	J. Coleman, Sea.	2	0	2
13t)	Coleman, Atl.	2	2	0
13t)	David, T.B.	2	0	2
13t)	Davis, Car.	2	0	2
13t)	Donald, LA-R	2	0	2
13t)	Ebukam, LA-R	2	0	2
13t)	M. Evans, T.B.	2	2	0
13t)	Fitzpatrick, T.B.	2	2	0
13t)	*Flowers, Sea.	2	1	1
13t)	Foles, Phi.	2	2	0
13t)	M. Foster, Was.	2	0	2
13t)	Fowler, Jac.-LA-R	2	0	2
13t)	Golladay, Det.	2	1	1
13t)	Humphries, T.B.	2	2	0
13t)	T. Johnson, Sea.-Min.	2	0	2
13t)	Klein, N.O.	2	0	2
13t)	Lewis, Dal.	2	0	2
13t)	Love, Car.	2	0	2
13t)	Mack, Chi.	2	0	2
13t)	Manning, NY-G	2	2	0
13t)	*Penny, Sea.	2	2	0
13t)	Poole, Atl.	2	0	2
13t)	J. Reed, Sea.	2	0	2
13t)	Rodgers, T.B.	2	2	0
13t)	Ryan, Atl.	2	2	0
13t)	Smith, Min.	2	0	2
13t)	J. Smith, Dal.	2	0	2
13t)	Suh, LA-R	2	0	2
13t)	Sullivan, LA-R	2	2	0
13t)	Tate, Det.-Phi.	2	2	0
13t)	Thompson, Was.	2	2	0
13t)	Winston, T.B.	2	2	0
13t)	Wright, Car.	2	2	0

WEEK 17 / THROUGH SUNDAY, DECEMBER 30, 2018**NFC / OFFENSIVE FUMBLE RECOVERIES**

Rank	Player, Team	Ret	Yards	Avg	Long	TD
1t)	Prescott, Dal.	7	0	0.0	0	0
1t)	*Rosen, Ariz	7	0	0.0	0	0
3)	Wentz, Phi.	5	0	0.0	0	0
4t)	Brees, N.O.	4	0	0.0	0	0
4t)	Wilson, Sea.	4	0	0.0	0	0
6t)	Clement, Phi.	3	0	0.0	0	0
6t)	Cohen, Chi.	3	0	0.0	0	0
6t)	Cousins, Min.	3	0	0.0	0	0
6t)	Daniel, Chi.	3	0	0.0	0	0
6t)	Goff, LA-R	3	0	0.0	0	0
6t)	A. Smith, Was.	3	0	0.0	0	0
12t)	Thompson, Was.	2	5	2.5	5	0
12t)	Rodgers, T.B.	2	2	1.0	2	0
12t)	*Alexander, G.B.	2	0	0.0	0	0
12t)	Beathard, S.F.	2	0	0.0	0	0
12t)	Breida, S.F.	2	0	0.0	0	0
12t)	Coleman, Atl.	2	0	0.0	0	0
12t)	Fitzpatrick, T.B.	2	0	0.0	0	0
12t)	Foles, Phi.	2	0	0.0	0	0
12t)	Humphries, T.B.	2	0	0.0	0	0
12t)	Manning, NY-G	2	0	0.0	0	0
12t)	*Penny, Sea.	2	0	0.0	0	0
12t)	Ryan, Atl.	2	0	0.0	0	0
12t)	Sullivan, LA-R	2	0	0.0	0	0
12t)	Tate, Det.-Phi.	2	0	0.0	0	0
12t)	Winston, T.B.	2	0	0.0	0	0
12t)	Wright, Car.	2	0	0.0	0	0
12t)	M. Evans, T.B.	2	-3	-1.5	0t	1

NFC / DEFENSIVE FUMBLE RECOVERIES

Rank	Player, Team	Ret	Yards	Avg	Long	TD
1)	Lattimore, N.O.	3	91	30.3	54	0
2t)	J. Smith, Dal.	2	69	34.5	69t	1
2t)	Baker, Ariz	2	34	17.0	36t	1
2t)	J. Coleman, Sea.	2	29	14.5	29t	1
2t)	Klein, N.O.	2	17	8.5	17	0
2t)	Lewis, Dal.	2	14	7.0	14	0
2t)	Ebukam, LA-R	2	11	5.5	11t	1
2t)	Apple, NY-G-N.O.	2	2	1.0	2	0
2t)	J. Reed, Sea.	2	2	1.0	2	0
2t)	Clark, Sea.	2	0	0.0	0	0
2t)	Clark, G.B.	2	0	0.0	0	0
2t)	David, T.B.	2	0	0.0	0	0
2t)	Davis, Car.	2	0	0.0	0	0
2t)	Donald, LA-R	2	0	0.0	0	0
2t)	M. Foster, Was.	2	0	0.0	0	0
2t)	Fowler, Jac.-LA-R	2	0	0.0	0	0
2t)	T. Johnson, Sea.-Min.	2	0	0.0	0	0
2t)	Love, Car.	2	0	0.0	0	0
2t)	Mack, Chi.	2	0	0.0	0	0
2t)	Poole, Atl.	2	0	0.0	0	0
2t)	Smith, Min.	2	0	0.0	0	0
2t)	Suh, LA-R	2	0	0.0	0	0

WEEK 17 / THROUGH SUNDAY, DECEMBER 30, 2018

NFL / LEADING PASSERS

Player, Team	Att	Comp	Pct		Avg		Pct			Pct Rating	
			Comp	Yds	Gain	TD	TD	Long	Int	Int	Points
Brees, N.O.	489	364	74.4	3992	8.16	32	6.5	72t	5	1.0	115.7
Mahomes, K.C.	580	383	66.0	5097	8.79	50	8.6	89t	12	2.1	113.8
Wilson, Sea.	427	280	65.6	3448	8.07	35	8.2	66	7	1.6	110.9
Ryan, Atl.	608	422	69.4	4924	8.10	35	5.8	75t	7	1.2	108.1
Rivers, LA-C	508	347	68.3	4308	8.48	32	6.3	75t	12	2.4	105.5
Watson, Hou.	505	345	68.3	4165	8.25	26	5.1	73t	9	1.8	103.1
Wentz, Phi.	401	279	69.6	3074	7.67	21	5.2	58	7	1.7	102.2
Goff, LA-R	561	364	64.9	4688	8.36	32	5.7	70t	12	2.1	101.1
Fitzpatrick, T.B.	246	164	66.7	2366	9.62	17	6.9	75t	12	4.9	100.4
Cousins, Min.	606	425	70.1	4298	7.09	30	5.0	75t	10	1.7	99.7
Luck, Ind.	639	430	67.3	4593	7.19	39	6.1	68t	15	2.3	98.7
Brady, N.E.	570	375	65.8	4355	7.64	29	5.1	63t	11	1.9	97.7
Rodgers, G.B.	597	372	62.3	4442	7.44	25	4.2	75t	2	0.3	97.6
Prescott, Dal.	526	356	67.7	3885	7.39	22	4.2	90t	8	1.5	96.9
Roethlisberger, Pit.	675	452	67.0	5129	7.60	34	5.0	97t	16	2.4	96.5
Trubisky, Chi.	434	289	66.6	3223	7.43	24	5.5	70t	12	2.8	95.4
Newton, Car.	471	320	67.9	3395	7.21	24	5.1	82	13	2.8	94.2
Carr, Oak.	553	381	68.9	4049	7.32	19	3.4	66	10	1.8	93.9
*Mayfield, Cle.	486	310	63.8	3725	7.66	27	5.6	71	14	2.9	93.7
Tannehill, Mia.	274	176	64.2	1979	7.22	17	6.2	75t	9	3.3	92.7
Manning, NY-G	576	380	66.0	4299	7.46	21	3.6	58	11	1.9	92.4
Mariota, Ten.	331	228	68.9	2528	7.64	11	3.3	61t	8	2.4	92.3
Mullens, S.F.	274	176	64.2	2277	8.31	13	4.7	85t	10	3.6	90.8
Winston, T.B.	378	244	64.6	2992	7.92	19	5.0	64	14	3.7	90.2
Stafford, Det.	555	367	66.1	3777	6.81	21	3.8	67	11	2.0	89.9
Dalton, Cin.	365	226	61.9	2566	7.03	21	5.8	49	11	3.0	89.6
A. Smith, Was.	328	205	62.5	2180	6.65	10	3.0	52	5	1.5	85.7
Flacco, Bal.	379	232	61.2	2465	6.50	12	3.2	71	6	1.6	84.2
Keenum, Den.	586	365	62.3	3890	6.64	18	3.1	64t	15	2.6	81.2
Bortles, Jac.	403	243	60.3	2718	6.74	13	3.2	80t	11	2.7	79.8
*Darnold, NY-J	414	239	57.7	2865	6.92	17	4.1	76t	15	3.6	77.6
*Allen, Buf.	320	169	52.8	2074	6.48	10	3.1	75t	12	3.8	67.9
*Rosen, Ariz	393	217	55.2	2278	5.80	11	2.8	75t	14	3.6	66.7

NFL / LEADING PASSERS, RANKS

Player, Team	Att	Comp	Pct		Avg		Pct			Pct Rating	
			Comp	Yds	Gain	TD	TD	Long	Int	Int	Points
Brees, N.O.	16	12t	1	13	7	6t	4		2t	2	1
Mahomes, K.C.	7	5	16	2	2	1	1		20t	15	2
Wilson, Sea.	20	20	19	18	9	3t	2		5t	7	3
Ryan, Atl.	3	4	4	3	8	3t	8		5t	3	4
Rivers, LA-C	14	15	8	8	3	6t	5		20t	18	5
Watson, Hou.	15	16	7	11	6	12	14		10t	10	6
Wentz, Phi.	23	21	3	21	11	17t	13		5t	9	7
Goff, LA-R	10	12t	20	4	4	6t	10		20t	16	8
Fitzpatrick, T.B.	33	33	13	28	1	24t	3		20t	33	9
Cousins, Min.	4	3	2	10	24	9	19		12t	8	10
Luck, Ind.	2	2	11	5	23	2	7		30t	17	11
Brady, N.E.	9	8	18	7	13	10	16		15t	13	12
Rodgers, G.B.	5	9	26	6	17	13	21		1	1	13
Prescott, Dal.	13	14	10	15	19	16	22		8t	4	14
Roethlisberger, Pit.	1	1	12	1	15	5	17		33	19	15
Trubisky, Chi.	19	19	14	20	18	14t	12		20t	24	16
Newton, Car.	18	17	9	19	22	14t	15		26	23	17
Carr, Oak.	12	6	5	12	20	21t	26		12t	11	18
*Mayfield, Cle.	17	18	24	17	12	11	11		27t	25	19
Tannehill, Mia.	31t	30t	22t	33	21	24t	6		10t	27	20
Manning, NY-G	8	7	17	9	16	17t	25		15t	12	21
Mariota, Ten.	28	26	6	26	14	30t	27		8t	20	22
Mullens, S.F.	31t	30t	22t	30	5	27t	20		12t	30	23
Winston, T.B.	26	22	21	22	10	21t	18		27t	31	24
Stafford, Det.	11	10	15	16	27	17t	24		15t	14	25
Dalton, Cin.	27	27	28	25	25	17t	9		15t	26	26
A. Smith, Was.	29	29	25	31	29	32t	32		2t	5	27
Flacco, Bal.	25	25	29	27	31	29	29		4	6	28
Keenum, Den.	6	11	27	14	30	23	31		30t	21	29
Bortles, Jac.	22	23	30	24	28	27t	28		15t	22	30
*Darnold, NY-J	21	24	31	23	26	24t	23		30t	29	31
*Allen, Buf.	30	32	33	32	32	32t	30		20t	32	32
*Rosen, Ariz	24	28	32	29	33	30t	33		27t	28	33

WEEK 17 / THROUGH SUNDAY, DECEMBER 30, 2018

NFL / FOURTH-QUARTER PASSING LEADERS

Rank	Player, Team	Att	Comp	Comp%	Yards	YPA	TD	TD%	Int	Int%	Rating
1)	Osweiler, Mia.	46	33	71.7	414	9.00	4	8.7	0	0.0	128.4
2)	Brees, N.O.	109	80	73.4	837	7.68	9	8.3	1	0.9	118.9
3)	Ryan, Atl.	171	132	77.2	1507	8.81	13	7.6	4	2.3	118.7
4)	Fitzpatrick, T.B.	68	45	66.2	631	9.28	6	8.8	2	2.9	113.1
5)	Luck, Ind.	174	127	73.0	1267	7.28	12	6.9	3	1.7	109.1
6)	Watson, Hou.	142	91	64.1	1137	8.01	11	7.7	2	1.4	108.8
7)	Wilson, Sea.	126	81	64.3	1097	8.71	10	7.9	3	2.4	108.5
8)	Winston, T.B.	103	70	68.0	843	8.18	9	8.7	4	3.9	105.8
9)	Mahomes, K.C.	123	81	65.9	937	7.62	11	8.9	4	3.3	105.0
10)	Mariota, Ten.	66	44	66.7	498	7.55	3	4.5	0	0.0	104.2
11)	Wentz, Phi.	108	76	70.4	719	6.66	7	6.5	2	1.9	102.4
12)	Cousins, Min.	168	113	67.3	1223	7.28	11	6.5	4	2.4	100.4
13)	Brady, N.E.	112	81	72.3	1065	9.51	5	4.5	5	4.5	98.3
14)	Rivers, LA-C	128	90	70.3	1002	7.83	4	3.1	2	1.6	97.2
15)	Newton, Car.	169	114	67.5	1262	7.47	10	5.9	5	3.0	96.8
16)	Driskel, Cin.	62	40	64.5	436	7.03	2	3.2	0	0.0	95.9
17)	Manning, NY-G	183	120	65.6	1377	7.52	8	4.4	3	1.6	95.8
18)	Trubisky, Chi.	88	57	64.8	637	7.24	5	5.7	2	2.3	95.7
19)	Goff, LA-R	133	78	58.6	961	7.23	7	5.3	1	0.8	95.5
20)	Rodgers, G.B.	176	106	60.2	1408	8.00	6	3.4	1	0.6	94.6
21)	Prescott, Dal.	152	97	63.8	1140	7.50	5	3.3	2	1.3	92.0
22)	Carr, Oak.	148	96	64.9	1004	6.78	7	4.7	3	2.0	91.7
23)	*Mayfield, Cle.	139	89	64.0	1046	7.53	7	5.0	4	2.9	91.6
24)	Stafford, Det.	162	106	65.4	1069	6.60	9	5.6	5	3.1	89.8
25)	Roethlisberger, Pit.	163	100	61.3	1142	7.01	6	3.7	3	1.8	87.0
26)	Keenum, Den.	181	120	66.3	1283	7.09	7	3.9	6	3.3	85.9
27)	Tannehill, Mia.	65	39	60.0	542	8.34	4	6.2	4	6.2	81.7
28)	A. Smith, Was.	60	39	65.0	377	6.28	1	1.7	1	1.7	81.0
29)	Flacco, Bal.	86	50	58.1	447	5.20	2	2.3	0	0.0	79.9
30)	*Rosen, Ariz	123	75	61.0	836	6.80	4	3.3	4	3.3	78.5
31)	*Allen, Buf.	95	53	55.8	661	6.96	5	5.3	4	4.2	77.6
32)	Foles, Phi.	40	25	62.5	246	6.15	2	5.0	2	5.0	75.6
33)	Dalton, Cin.	92	55	59.8	612	6.65	2	2.2	3	3.3	73.3
34)	Gabbert, Ten.	46	29	63.0	331	7.20	2	4.3	3	6.5	71.9
35)	Mullens, S.F.	82	51	62.2	680	8.29	3	3.7	6	7.3	70.2
36)	Bortles, Jac.	127	70	55.1	802	6.31	2	1.6	5	3.9	63.2
37)	*Darnold, NY-J	134	71	53.0	860	6.42	4	3.0	7	5.2	61.2
38)	Beathard, S.F.	54	28	51.9	297	5.50	1	1.9	3	5.6	51.2

NFL / THIRD-DOWN PASSING LEADERS

Rank	Player, Team	Att	Comp	Comp%	Yards	YPA	TD	TD%	Int	Int%	Rating
1)	Wilson, Sea.	127	75	59.1	996	7.84	16	12.6	3	2.4	113.7
2)	Mahomes, K.C.	124	77	62.1	1206	9.73	12	9.7	4	3.2	113.2
3)	Brees, N.O.	117	79	67.5	797	6.81	9	7.7	1	0.9	108.8
4)	Winston, T.B.	83	53	63.9	663	7.99	6	7.2	1	1.2	107.7
5)	Manning, NY-G	161	111	68.9	1294	8.04	10	6.2	3	1.9	106.0
6)	Ryan, Atl.	148	101	68.2	1165	7.87	7	4.7	2	1.4	101.9
7)	Rodgers, G.B.	132	75	56.8	1269	9.61	6	4.5	1	0.8	101.5
8)	Prescott, Dal.	146	99	67.8	1034	7.08	7	4.8	1	0.7	101.2
9)	Flacco, Bal.	91	55	60.4	599	6.58	6	6.6	1	1.1	97.3
10)	Goff, LA-R	124	81	65.3	949	7.65	8	6.5	4	3.2	96.5
11)	Luck, Ind.	162	106	65.4	1200	7.41	10	6.2	5	3.1	95.2
12)	Brady, N.E.	124	65	52.4	787	6.35	12	9.7	3	2.4	94.4
13)	Mariota, Ten.	97	60	61.9	714	7.36	4	4.1	1	1.0	93.8
14)	*Mayfield, Cle.	128	78	60.9	1010	7.89	8	6.3	4	3.1	93.6
15)	Carr, Oak.	135	87	64.4	953	7.06	3	2.2	0	0.0	92.6
16)	Cousins, Min.	151	92	60.9	1000	6.62	8	5.3	2	1.3	92.6
17)	Trubisky, Chi.	107	68	63.6	697	6.51	7	6.5	3	2.8	92.3
18)	Watson, Hou.	142	89	62.7	1034	7.28	7	4.9	3	2.1	92.3
19)	Roethlisberger, Pit.	158	102	64.6	1135	7.18	10	6.3	6	3.8	91.1
20)	Wentz, Phi.	93	53	57.0	586	6.30	4	4.3	0	0.0	90.2
21)	A. Smith, Was.	98	62	63.3	749	7.64	3	3.1	2	2.0	88.4
22)	Newton, Car.	102	61	59.8	606	5.94	7	6.9	3	2.9	87.3
23)	*Darnold, NY-J	117	62	53.0	786	6.72	7	6.0	3	2.6	83.5
24)	Bortles, Jac.	114	63	55.3	730	6.40	3	2.6	1	0.9	79.9
25)	Stafford, Det.	150	86	57.3	930	6.20	8	5.3	6	4.0	76.8
26)	Dalton, Cin.	81	40	49.4	459	5.67	6	7.4	3	3.7	76.1
27)	Rivers, LA-C	138	79	57.2	985	7.14	8	5.8	8	5.8	74.7
28)	Keenum, Den.	143	77	53.8	775	5.42	3	2.1	3	2.1	67.8
29)	*Rosen, Ariz	115	56	48.7	576	5.01	4	3.5	4	3.5	60.6
30)	*Allen, Buf.	93	43	46.2	508	5.46	1	1.1	4	4.3	49.0

WEEK 17 / THROUGH SUNDAY, DECEMBER 30, 2018**NFL / LEADING RUSHERS**

Rank	Player, Team	Att	Yards	Avg	Long	TD
1)	Elliott, Dal.	304	1434	4.7	41	6
2)	*Barkley, NY-G	261	1307	5.0	78t	11
3)	Gurley, LA-R	256	1251	4.9	36	17
4)	Mixon, Cin.	237	1168	4.9	51	8
5)	Carson, Sea.	247	1151	4.7	61	9
6)	McCaffrey, Car.	219	1098	5.0	59	7
7)	Henry, Ten.	215	1059	4.9	99t	12
8)	Peterson, Was.	251	1042	4.2	90t	7
9)	*Lindsay, Den.	192	1037	5.4	65t	9
10)	*Chubb, Cle.	192	996	5.2	92t	8
11t)	Conner, Pit.	215	973	4.5	30	12
11t)	Miller, Hou.	210	973	4.6	97t	5
13)	Da. Johnson, Ariz	258	940	3.6	53	7
14)	Howard, Chi.	250	935	3.7	42	9
15)	*Michel, N.E.	209	931	4.5	34t	6
16)	Mack, Ind.	195	908	4.7	49	9
17)	Gordon, LA-C	175	885	5.1	34t	10
18)	Kamara, N.O.	194	883	4.6	49t	14
19)	Barber, T.B.	234	871	3.7	28	5
20)	Hunt, K.C.	181	824	4.6	45	7
21)	Breida, S.F.	153	814	5.3	66t	3
22)	Coleman, Atl.	167	800	4.8	65	4
23)	A. Jones, G.B.	133	728	5.5	67	8
24)	Martin, Oak.	172	723	4.2	29	4
25)	Gore, Mia.	156	722	4.6	39	0
26)	*Edwards, Bal.	137	718	5.2	43	2
27)	*L. Jackson, Bal. (QB)	147	695	4.7	39	5
28)	Crowell, NY-J	143	685	4.8	77t	6
29)	Ingram, N.O.	138	645	4.7	38	6
30)	*Johnson, Det.	118	641	5.4	71	3
31)	*Allen, Buf. (QB)	89	631	7.1	45	8
32)	Cook, Min.	133	615	4.6	70	2
33)	Murray, Min.	140	578	4.1	38t	6
34)	Hyde, Cle.-Jac.	172	571	3.3	22	5
35)	Ekeler, LA-C	106	554	5.2	41	3
36)	Watson, Hou. (QB)	99	551	5.6	34	5
37)	Drake, Mia.	120	535	4.5	54t	4
38)	*Freeman, Den.	130	521	4.0	24	5
39)	D. Lewis, Ten.	155	517	3.3	36	1
40t)	M. Davis, Sea.	112	514	4.6	37	4
40t)	McCoy, Buf.	161	514	3.2	28t	3
42)	*Adams, Phi.	120	511	4.3	29	3
43)	Blue, Hou.	150	499	3.3	17	2
44)	Newton, Car. (QB)	101	488	4.8	29	4
45)	J. Williams, G.B.	121	464	3.8	20	3
46)	Cohen, Chi.	99	444	4.5	32	3
47)	Fournette, Jac.	133	439	3.3	25	5
48)	Morris, S.F.	111	428	3.9	51	2
49)	White, N.E.	94	425	4.5	27t	5
50)	Trubisky, Chi. (QB)	68	421	6.2	39	3

WEEK 17 / THROUGH SUNDAY, DECEMBER 30, 2018**NFL / THIRD-AND-ONE RUSHING LEADERS**

Rank	Player, Team	Att	FD	Pct
1t)	Flacco, Bal.	7	7	100.0
1t)	*Jackson, LA-C	6	6	100.0
1t)	*Allen, Buf.	5	5	100.0
1t)	A. Jones, G.B.	5	5	100.0
1t)	Brees, N.O.	4	4	100.0
1t)	*Edwards, Bal.	4	4	100.0
1t)	Mahomes, K.C.	4	4	100.0
1t)	Morris, S.F.	4	4	100.0
1t)	Ryan, Atl.	4	4	100.0
1t)	Trubisky, Chi.	4	4	100.0
1t)	Zenner, Det.	4	4	100.0
12)	Mariota, Ten.	10	9	90.0
13t)	*Barkley, NY-G	8	7	87.5
13t)	Newton, Car.	8	7	87.5
15t)	Fournette, Jac.	7	6	85.7
15t)	Kamara, N.O.	7	6	85.7
17t)	Conner, Pit.	12	10	83.3
17t)	Mixon, Cin.	12	10	83.3
17t)	*Darnold, NY-J	6	5	83.3
17t)	Gordon, LA-C	6	5	83.3
17t)	Henry, Ten.	6	5	83.3
17t)	Sanu, Atl.	6	5	83.3
23t)	Peterson, Was.	10	8	80.0
23t)	*L. Jackson, Bal.	5	4	80.0
25)	Da. Johnson, Ariz	9	7	77.8
26)	Carson, Sea.	16	12	75.0
27)	Gurley, LA-R	11	8	72.7
28)	*Lindsay, Den.	7	5	71.4
29)	*Michel, N.E.	17	12	70.6
30)	Mack, Ind.	10	7	70.0
31)	Elliott, Dal.	19	13	68.4
32t)	McCaffrey, Car.	9	6	66.7
32t)	Blount, Det.	6	4	66.7
32t)	*Freeman, Den.	6	4	66.7
32t)	Hyde, Cle.-Jac.	6	4	66.7
32t)	Lynch, Oak.	6	4	66.7
32t)	Martin, Oak.	6	4	66.7
32t)	Yeldon, Jac.	6	4	66.7
39)	Blue, Hou.	8	5	62.5
40)	Howard, Chi.	13	8	61.5

WEEK 17 / THROUGH SUNDAY, DECEMBER 30, 2018**NFL / LEADERS IN RECEPTIONS**

Rank	Player, Team	Rec	Yards	Avg	Long	TD
1)	Thomas, N.O.	125	1405	11.2	72t	9
2)	Ertz, Phi. (TE)	116	1163	10.0	34	8
3)	Hopkins, Hou.	115	1572	13.7	49t	11
4t)	J. Jones, Atl.	113	1677	14.8	58	8
4t)	Thielen, Min.	113	1373	12.2	68	9
6t)	Smith-Schuster, Pit.	111	1426	12.8	97t	7
6t)	D. Adams, G.B.	111	1386	12.5	57	13
8)	McCaffrey, Car. (RB)	107	867	8.1	38	6
9)	Brown, Pit.	104	1297	12.5	78t	15
10)	Kelce, K.C. (TE)	103	1336	13.0	43	10
11)	Diggs, Min.	102	1021	10.0	75t	9
12)	Allen, LA-C	97	1196	12.3	54	6
13)	*Barkley, NY-G (RB)	91	721	7.9	57t	4
14)	Kittle, S.F. (TE)	88	1377	15.6	85t	5
15t)	Hill, K.C.	87	1479	17.0	75t	12
15t)	White, N.E. (RB)	87	751	8.6	42	7
17t)	M. Evans, T.B.	86	1524	17.7	72t	8
17t)	Woods, LA-R	86	1219	14.2	39t	6
19t)	Landry, Cle.	81	976	12.0	51t	4
19t)	Kamara, N.O. (RB)	81	709	8.8	42	4
21)	Cooks, LA-R	80	1204	15.1	57	5
22t)	Beckham, NY-G	77	1052	13.7	51	6
22t)	Elliott, Dal. (RB)	77	567	7.4	38t	3
24t)	Hilton, Ind.	76	1270	16.7	68t	6
24t)	Boyd, Cin.	76	1028	13.5	49	7
24t)	Humphries, T.B.	76	816	10.7	51	5
27)	Cooper, Oak.-Dal.	75	1005	13.4	90t	7
28t)	Edelman, N.E.	74	850	11.5	36	6
28t)	Tate, Det.-Phi.	74	795	10.7	67	4
30t)	Sanders, Den.	71	868	12.2	64t	4
30t)	Cohen, Chi. (RB)	71	725	10.2	70t	5
30t)	Hooper, Atl. (TE)	71	660	9.3	36	4
33)	Golladay, Det.	70	1063	15.2	60	5
34)	Fitzgerald, Ariz	69	734	10.6	37	6
35t)	Cook, Oak. (TE)	68	896	13.2	45	6
35t)	Richard, Oak. (RB)	68	607	8.9	32	0
37)	Gabriel, Chi.	67	688	10.3	54	2
38t)	S. Shepard, NY-G	66	872	13.2	58	4
38t)	Sanu, Atl.	66	838	12.7	44t	4
38t)	Ebron, Ind. (TE)	66	750	11.4	53t	13
38t)	Westbrook, Jac.	66	717	10.9	61t	5
42t)	C. Davis, Ten.	65	891	13.7	51	4
42t)	Jeffery, Phi.	65	843	13.0	52	6
42t)	Beasley, Dal.	65	672	10.3	32t	3
45t)	*Ridley, Atl.	64	821	12.8	75t	10
45t)	Agholor, Phi.	64	736	11.5	83t	4
45t)	Rudolph, Min. (TE)	64	634	9.9	44t	4
48t)	J. Nelson, Oak.	63	739	11.7	66	3
48t)	*Hines, Ind. (RB)	63	425	6.7	28	2
50)	Snead, Bal.	62	651	10.5	28	1

WEEK 17 / THROUGH SUNDAY, DECEMBER 30, 2018**NFL / RECEIVING YARDAGE LEADERS**

Rank	Player, Team	Yards	Rec	Avg	Long	TD
1)	J. Jones, Atl.	1677	113	14.8	58	8
2)	Hopkins, Hou.	1572	115	13.7	49t	11
3)	M. Evans, T.B.	1524	86	17.7	72t	8
4)	Hill, K.C.	1479	87	17.0	75t	12
5)	Smith-Schuster, Pit.	1426	111	12.8	97t	7
6)	Thomas, N.O.	1405	125	11.2	72t	9
7)	D. Adams, G.B.	1386	111	12.5	57	13
8)	Kittle, S.F. (TE)	1377	88	15.6	85t	5
9)	Thielen, Min.	1373	113	12.2	68	9
10)	Kelce, K.C. (TE)	1336	103	13.0	43	10
11)	Brown, Pit.	1297	104	12.5	78t	15
12)	Hilton, Ind.	1270	76	16.7	68t	6
13)	Woods, LA-R	1219	86	14.2	39t	6
14)	Cooks, LA-R	1204	80	15.1	57	5
15)	Allen, LA-C	1196	97	12.3	54	6
16)	Ertz, Phi. (TE)	1163	116	10.0	34	8
17)	Golladay, Det.	1063	70	15.2	60	5
18)	Beckham, NY-G	1052	77	13.7	51	6
19)	Boyd, Cin.	1028	76	13.5	49	7
20)	Diggs, Min.	1021	102	10.0	75t	9
21)	Cooper, Oak.-Dal.	1005	75	13.4	90t	7
22)	Landry, Cle.	976	81	12.0	51t	4
23)	Lockett, Sea.	965	57	16.9	52t	10
24)	Cook, Oak. (TE)	896	68	13.2	45	6
25)	C. Davis, Ten.	891	65	13.7	51	4
26)	S. Shepard, NY-G	872	66	13.2	58	4
27)	Sanders, Den.	868	71	12.2	64t	4
28)	McCaffrey, Car. (RB)	867	107	8.1	38	6
29)	Edelman, N.E.	850	74	11.5	36	6
30)	Jeffery, Phi.	843	65	13.0	52	6
31)	Godwin, T.B.	842	59	14.3	48	7
32)	Sanu, Atl.	838	66	12.7	44t	4
33)	*Ridley, Atl.	821	64	12.8	75t	10
34)	Humphries, T.B.	816	76	10.7	51	5
35)	Tate, Det.-Phi.	795	74	10.7	67	4
36)	*Moore, Car.	788	55	14.3	82	2
37)	Jackson, T.B.	774	41	18.9	75t	4
38)	Robinson, Chi.	754	55	13.7	43	4
39)	R. Anderson, NY-J	752	50	15.0	76t	6
40)	White, N.E. (RB)	751	87	8.6	42	7
41)	Ebron, Ind. (TE)	750	66	11.4	53t	13
42)	J. Nelson, Oak.	739	63	11.7	66	3
43)	Gordon, Cle.-N.E.	737	41	18.0	55t	4
44)	Agholor, Phi.	736	64	11.5	83t	4
45)	Fitzgerald, Ariz	734	69	10.6	37	6
46)	Cohen, Chi. (RB)	725	71	10.2	70t	5
47)	*Barkley, NY-G (RB)	721	91	7.9	57t	4
48)	Westbrook, Jac.	717	66	10.9	61t	5
49)	J. Brown, Bal.	715	42	17.0	71	5
50)	Kamara, N.O. (RB)	709	81	8.8	42	4

WEEK 17 / THROUGH SUNDAY, DECEMBER 30, 2018**NFL / THIRD-DOWN RECEIVING LEADERS**

Rank	Player, Team	Rec	Yards	Avg	Long	TD
1)	J. Jones, Atl.	32	400	12.5	35t	3
2t)	Hopkins, Hou.	30	354	11.8	34	3
2t)	Thomas, N.O.	30	341	11.4	72t	2
4)	Thielen, Min.	29	335	11.6	40	1
5)	D. Adams, G.B.	27	484	17.9	57	2
6t)	Brown, Pit.	26	271	10.4	33	2
6t)	Elliott, Dal. (RB)	26	145	5.6	16	1
8t)	Tate, Det.-Phi.	25	308	12.3	67	1
8t)	Beasley, Dal.	25	265	10.6	21	1
8t)	*Barkley, NY-G (RB)	25	183	7.3	21	0
11t)	Kelce, K.C. (TE)	24	352	14.7	43	1
11t)	Hilton, Ind.	24	346	14.4	42	4
11t)	Boyd, Cin.	24	302	12.6	32	3
14t)	C. Davis, Ten.	23	318	13.8	48t	3
14t)	Landry, Cle.	23	304	13.2	51t	1
14t)	Woods, LA-R	23	293	12.7	35	1
14t)	Smith-Schuster, Pit.	23	206	9.0	29	2
14t)	Ertz, Phi. (TE)	23	205	8.9	23t	2
19t)	Westbrook, Jac.	22	242	11.0	25	1
19t)	Cooks, LA-R	22	241	11.0	24	1
21t)	M. Evans, T.B.	21	412	19.6	64	1
21t)	Allen, LA-C	21	330	15.7	54	1
21t)	*Ridley, Atl.	21	284	13.5	50	3
21t)	Cook, Oak. (TE)	21	269	12.8	32	1
21t)	Ebron, Ind. (TE)	21	255	12.1	28	3
21t)	Cooper, Oak.-Dal.	21	254	12.1	40t	2
21t)	Z. Jones, Buf.	21	193	9.2	22	2
21t)	Kamara, N.O. (RB)	21	170	8.1	19	2
29t)	McDonald, Pit. (TE)	20	297	14.9	75t	3
29t)	S. Shepard, NY-G	20	274	13.7	55	3
29t)	Beckham, NY-G	20	267	13.4	44	4
29t)	Engram, NY-G (TE)	20	241	12.1	51	2
33t)	Hill, K.C.	19	331	17.4	67t	4
33t)	Jeffery, Phi.	19	258	13.6	36	3
33t)	Sanu, Atl.	19	237	12.5	32	0
33t)	McCaffrey, Car. (RB)	19	180	9.5	22	2
33t)	Humphries, T.B.	19	162	8.5	16	1
33t)	White, N.E. (RB)	19	156	8.2	16	3
33t)	Diggs, Min.	19	153	8.1	24	2
33t)	Johnson, Cle. (RB)	19	141	7.4	32	2
41t)	Snead, Bal.	18	210	11.7	24	0
41t)	Drake, Mia. (RB)	18	186	10.3	33t	1
43t)	Kittle, S.F. (TE)	17	208	12.2	21	1
43t)	Amendola, Mia.	17	166	9.8	24t	1
43t)	Yeldon, Jac. (RB)	17	161	9.5	37	1
46t)	Lockett, Sea.	16	308	19.3	52t	4
46t)	Golladay, Det.	16	273	17.1	40	1
46t)	*Kirk, Ariz	16	242	15.1	59t	2
46t)	Rudolph, Min. (TE)	16	199	12.4	44t	1
46t)	Reed, Was. (TE)	16	178	11.1	34	1
46t)	Fitzgerald, Ariz	16	143	8.9	32	1
46t)	J. Nelson, Oak.	16	139	8.7	17	0
46t)	Cohen, Chi. (RB)	16	97	6.1	11	1

WEEK 17 / THROUGH SUNDAY, DECEMBER 30, 2018**NFL / LEADING SCORERS, NONKICKERS**

Rank	Player, Team	TD	Rush	Rec	Ret	X2	Pts
1)	Gurley, LA-R (RB)	21	17	4	0	3	132
2)	Kamara, N.O. (RB)	18	14	4	0	3	114
3)	*Barkley, NY-G (RB)	15	11	4	0	1	92
4)	Brown, Pit. (WR)	15	0	15	0	0	90
5)	Gordon, LA-C (RB)	14	10	4	0	2	88
6t)	Ebron, Ind. (TE)	14	1	13	0	0	84
6t)	Hill, K.C. (WR)	14	1	12	1	0	84
6t)	Hunt, K.C. (RB)	14	7	7	0	0	84
9)	Conner, Pit. (RB)	13	12	1	0	2	82
10)	D. Adams, G.B. (WR)	13	0	13	0	1	80
11)	McCaffrey, Car. (RB)	13	7	6	0	0	78
12t)	Henry, Ten. (RB)	12	12	0	0	0	72
12t)	White, N.E. (RB)	12	5	7	0	0	72
14)	M. Williams, LA-C (WR)	11	1	10	0	1	68
15)	Hopkins, Hou. (WR)	11	0	11	0	0	66
16)	Mack, Ind. (RB)	10	9	1	0	2	64
17t)	Da. Johnson, Ariz (RB)	10	7	3	0	1	62
17t)	Lockett, Sea. (WR)	10	0	10	0	1	62
19t)	*Chubb, Cle. (RB)	10	8	2	0	0	60
19t)	Kelce, K.C. (TE)	10	0	10	0	0	60
19t)	*Lindsay, Den. (RB)	10	9	1	0	0	60
19t)	*Ridley, Atl. (WR)	10	0	10	0	0	60
23t)	Diggs, Min. (WR)	9	0	9	0	1	56
23t)	Thielen, Min. (WR)	9	0	9	0	1	56
25t)	Carson, Sea. (RB)	9	9	0	0	0	54
25t)	Coleman, Atl. (RB)	9	4	5	0	0	54
25t)	Drake, Mia. (RB)	9	4	5	0	0	54
25t)	Elliott, Dal. (RB)	9	6	3	0	0	54
25t)	M. Evans, T.B. (WR)	9	0	8	1	0	54
25t)	Howard, Chi. (RB)	9	9	0	0	0	54
25t)	A. Jones, G.B. (RB)	9	8	1	0	0	54
25t)	Mixon, Cin. (RB)	9	8	1	0	0	54
25t)	Thomas, N.O. (WR)	9	0	9	0	0	54
34t)	*Allen, Buf. (QB)	8	8	0	0	0	48
34t)	Cohen, Chi. (RB)	8	3	5	0	0	48
34t)	Collins, Bal. (RB)	8	7	1	0	0	48
34t)	Ertz, Phi. (TE)	8	0	8	0	0	48
34t)	J. Jones, Atl. (WR)	8	0	8	0	0	48
34t)	Peterson, Was. (RB)	8	7	1	0	0	48
40t)	Godwin, T.B. (WR)	7	0	7	0	1	44
40t)	Z. Jones, Buf. (WR)	7	0	7	0	1	44
40t)	Smith-Schuster, Pit. (WR)	7	0	7	0	1	44
43t)	Boyd, Cin. (WR)	7	0	7	0	0	42
43t)	Cooper, Oak.-Dal. (WR)	7	0	7	0	0	42
43t)	Ingram, N.O. (RB)	7	6	1	0	0	42
43t)	*A. Miller, Chi. (WR)	7	0	7	0	0	42
43t)	Ross, Cin. (WR)	7	0	7	0	0	42
43t)	Samuel, Car. (WR)	7	2	5	0	0	42
43t)	Woods, LA-R (WR)	7	1	6	0	0	42
50t)	Allen, LA-C (WR)	6	0	6	0	1	38
50t)	T. Burton, Chi. (TE)	6	0	6	0	1	38
50t)	Fitzgerald, Ariz (WR)	6	0	6	0	1	38
50t)	Murray, Min. (RB)	6	6	0	0	1	38
50t)	Prescott, Dal. (QB)	6	6	0	0	1	38
50t)	Stills, Mia. (WR)	6	0	6	0	1	38

WEEK 17 / THROUGH SUNDAY, DECEMBER 30, 2018**NFL / LEADING SCORERS, KICKERS**

Rank	Player, Team	PAT	FG	Pct	Long	Pts
1)	Fairbairn, Hou.	39/41	37/42	.881	54	150
2)	Tucker, Bal.	36/37	35/39	.897	56	141
3)	Butker, K.C.	65/69	24/27	.889	54	137
4)	Lutz, N.O.	52/53	28/30	.933	54	136
5)	Gostkowski, N.E.	49/50	27/32	.844	52	130
6)	Myers, NY-J	30/33	33/36	.917	56	129
7)	Rosas, NY-G	31/32	32/33	.970	57	127
8)	Gould, S.F.	27/29	33/34	.971	53	126
9)	Crosby, G.B.	34/36	30/37	.811	53	124
10)	Maher, Dal.	32/33	29/36	.806	62	119
11)	Zuerlein, LA-R	35/36	27/31	.871	56	116
12t)	Janikowski, Sea.	48/51	22/27	.815	56	114
12t)	Prater, Det.	30/30	28/32	.875	54	114
14)	Vinatieri, Ind.	44/47	23/27	.852	54	113
15t)	Elliott, Phi.	33/35	26/31	.839	56	111
15t)	Parkey, Chi.	42/45	23/30	.767	50	111
17)	Succop, Ten.	28/31	26/30	.867	54	106
18)	Hopkins, Was.	25/26	26/29	.897	56	103
19)	Bullock, Cin.	39/41	19/23	.826	51	96
20)	McManus, Den.	35/35	20/25	.800	53	95
21t)	Bailey, Min.	30/31	21/28	.750	52	93
21t)	Bryant, Atl.	33/35	20/21	.952	57	93
23)	Hauschka, Buf.	25/26	22/28	.786	54	91
24)	*Sanders, Mia.	35/36	18/20	.900	50	89
25)	Boswell, Pit.	43/48	13/20	.650	50	82
26)	Catanzaro, T.B.-Car.	30/35	16/20	.800	59	78
27t)	*Joseph, Cle.	25/29	17/20	.850	51	76
27t)	Lambo, Jac.	19/20	19/21	.905	57	76
29)	*Carlson, Min.-Oak.	24/24	17/21	.810	50	75
30t)	*Badgley, LA-C	27/28	15/16	.938	59	72
30t)	Gano, Car.	30/33	14/16	.875	63	72
32)	Santos, LA-R-T.B.	22/23	14/18	.778	45	64
33)	Sturgis, LA-C	9/15	9/13	.692	49	36
34)	Gonzalez, Cle.-Ariz	8/11	9/14	.643	55	35
35)	*McCrane, Oak.-Ariz-Pit.	9/ 9	8/12	.667	47	33
36)	Dawson, Ariz	15/15	5/ 8	.625	43	30
37)	Tavecchio, Atl.	8/ 8	5/ 5	1.000	56	23
38)	Nugent, Oak.	4/ 5	6/ 6	1.000	52	22
39)	Forbath, Jac.	3/ 3	4/ 5	.800	41	15
40)	Ficken, LA-R	10/10	1/ 3	.333	34	13
41)	Hekker, LA-R	1/ 1	1/ 1	1.000	20	4

WEEK 17 / THROUGH SUNDAY, DECEMBER 30, 2018

NFL / TOUCHBACKS ON KICKOFFS

Rank	Player, Team	TB
1)	Butker, K.C.	72
2)	Parkey, Chi.	65
3)	Lutz, N.O.	64
4)	Myers, NY-J	60
5)	Sanchez, Ind.	59
6t)	Fairbairn, Hou.	58
6t)	Tucker, Bal.	58
8t)	Elliott, Phi.	57
8t)	Zuerlein, LA-R	57
10)	Hopkins, Was.	56
11)	*Sanders, Mia.	55
12t)	Catanzaro, T.B.-Car.	52
12t)	Maher, Dal.	52
12t)	Pinion, S.F.	52
15t)	Bosher, Atl.	51
15t)	Rosas, NY-G	51
17t)	Boswell, Pit.	50
17t)	Gostkowski, N.E.	50
19t)	Gano, Car.	47
19t)	*Joseph, Cle.	47
21t)	Bullock, Cin.	45
21t)	Succop, Ten.	45
23t)	Janikowski, Sea.	42
23t)	McManus, Den.	42
25)	Crosby, G.B.	41
26)	Lambo, Jac.	36
27)	Bailey, Min.	35
28)	Martin, Det.	34
29)	Hauschka, Buf.	30
30)	*Carlson, Min.-Oak.	29
31)	Santos, LA-R-T.B.	19
32)	Sturgis, LA-C	18
33)	Gonzalez, Cle.-Ariz	17
34)	Dawson, Ariz	14
35)	Ficken, LA-R	11
36)	*Badgley, LA-C	9
37)	Nugent, Oak.	6
38t)	*Cooke, Jac.	5
38t)	*McCrane, Oak.-Ariz-Pit.	5
40)	Prater, Det.	3
41)	Hekker, LA-R	2

WEEK 17 / THROUGH SUNDAY, DECEMBER 30, 2018

NFL / MOST YARDS FROM SCRIMMAGE

Rank	Player, Team	Total			Rushing			Receiving		
		Yards	Att+Rec	Avg	Yards	Att	Avg	Yards	Rec	Avg
1)	*Barkley, NY-G (RB)	2028	352	5.8	1307	261	5.0	721	91	7.9
2)	Elliott, Dal. (RB)	2001	381	5.3	1434	304	4.7	567	77	7.4
3)	McCaffrey, Car. (RB)	1965	326	6.0	1098	219	5.0	867	107	8.1
4)	Gurley, LA-R (RB)	1831	315	5.8	1251	256	4.9	580	59	9.8
5)	J. Jones, Atl. (WR)	1689	115	14.7	12	2	6.0	1677	113	14.8
6)	Hill, K.C. (WR)	1630	109	15.0	151	22	6.9	1479	87	17.0
7)	Kamara, N.O. (RB)	1592	275	5.8	883	194	4.6	709	81	8.8
8)	Hopkins, Hou. (WR)	1565	116	13.5	-7	1	-7.0	1572	115	13.7
9)	M. Evans, T.B. (WR)	1524	86	17.7	0	0	---	1524	86	17.7
10)	Conner, Pit. (RB)	1470	270	5.4	973	215	4.5	497	55	9.0
11)	Mixon, Cin. (RB)	1464	280	5.2	1168	237	4.9	296	43	6.9
12)	Smith-Schuster, Pit. (WR)	1439	112	12.8	13	1	13.0	1426	111	12.8
13)	Thomas, N.O. (WR)	1405	125	11.2	0	0	---	1405	125	11.2
14)	Thielen, Min. (WR)	1403	118	11.9	30	5	6.0	1373	113	12.2
15)	Kittle, S.F. (TE)	1387	89	15.6	10	1	10.0	1377	88	15.6
16t)	D. Adams, G.B. (WR)	1386	111	12.5	0	0	---	1386	111	12.5
16t)	Da. Johnson, Ariz (RB)	1386	308	4.5	940	258	3.6	446	50	8.9
18)	Woods, LA-R (WR)	1376	105	13.1	157	19	8.3	1219	86	14.2
19)	Gordon, LA-C (RB)	1375	225	6.1	885	175	5.1	490	50	9.8
20)	Kelce, K.C. (TE)	1336	103	13.0	0	0	---	1336	103	13.0
21)	Carson, Sea. (RB)	1314	267	4.9	1151	247	4.7	163	20	8.2
22)	Brown, Pit. (WR)	1297	104	12.5	0	0	---	1297	104	12.5
23)	*Lindsay, Den. (RB)	1278	227	5.6	1037	192	5.4	241	35	6.9
24)	Cooks, LA-R (WR)	1272	90	14.1	68	10	6.8	1204	80	15.1
25)	Allen, LA-C (WR)	1271	106	12.0	75	9	8.3	1196	97	12.3
26)	Hilton, Ind. (WR)	1270	76	16.7	0	0	---	1270	76	16.7
27)	Peterson, Was. (RB)	1250	271	4.6	1042	251	4.2	208	20	10.4
28)	Hunt, K.C. (RB)	1202	207	5.8	824	181	4.6	378	26	14.5
29)	White, N.E. (RB)	1176	181	6.5	425	94	4.5	751	87	8.6
30)	Cohen, Chi. (RB)	1169	170	6.9	444	99	4.5	725	71	10.2
31)	Ertz, Phi. (TE)	1163	116	10.0	0	0	---	1163	116	10.0
32)	Henry, Ten. (RB)	1158	230	5.0	1059	215	4.9	99	15	6.6
33)	*Chubb, Cle. (RB)	1145	212	5.4	996	192	5.2	149	20	7.5
34)	Miller, Hou. (RB)	1136	235	4.8	973	210	4.6	163	25	6.5
35)	Diggs, Min. (WR)	1083	112	9.7	62	10	6.2	1021	102	10.0
36)	Howard, Chi. (RB)	1080	270	4.0	935	250	3.7	145	20	7.3
37)	Coleman, Atl. (RB)	1076	199	5.4	800	167	4.8	276	32	8.6
38)	Breida, S.F. (RB)	1075	180	6.0	814	153	5.3	261	27	9.7
39t)	Beckham, NY-G (WR)	1071	82	13.1	19	5	3.8	1052	77	13.7
39t)	Golladay, Det. (WR)	1071	71	15.1	8	1	8.0	1063	70	15.2
41)	Landry, Cle. (WR)	1036	84	12.3	60	3	20.0	976	81	12.0
42)	Lockett, Sea. (WR)	1034	70	14.8	69	13	5.3	965	57	16.9
43)	Boyd, Cin. (WR)	1031	78	13.2	3	2	1.5	1028	76	13.5
44)	Cooper, Oak.-Dal. (WR)	1025	77	13.3	20	2	10.0	1005	75	13.4
45)	Drake, Mia. (RB)	1012	173	5.8	535	120	4.5	477	53	9.0
46)	Mack, Ind. (RB)	1011	212	4.8	908	195	4.7	103	17	6.1
47)	*Michel, N.E. (RB)	981	216	4.5	931	209	4.5	50	7	7.1
48)	Barber, T.B. (RB)	963	254	3.8	871	234	3.7	92	20	4.6
49)	*Moore, Car. (WR)	960	68	14.1	172	13	13.2	788	55	14.3
50)	Ekeler, LA-C (RB)	958	145	6.6	554	106	5.2	404	39	10.4

WEEK 17 / THROUGH SUNDAY, DECEMBER 30, 2018**NFL / LEADERS IN FIRST DOWNS**

Rank	Player, Team	Rush	Rec	Tot
1)	Gurley, LA-R (RB)	70	26	96
2)	Elliott, Dal. (RB)	73	22	95
3)	McCaffrey, Car. (RB)	53	41	94
4)	Kamara, N.O. (RB)	57	31	88
5t)	Hopkins, Hou. (WR)	0	81	81
5t)	J. Jones, Atl. (WR)	1	80	81
7)	*Barkley, NY-G (RB)	50	30	80
8)	Conner, Pit. (RB)	56	20	76
9t)	Thielen, Min. (WR)	1	74	75
9t)	Thomas, N.O. (WR)	0	75	75
9t)	Woods, LA-R (WR)	9	66	75
12)	Mixon, Cin. (RB)	60	14	74
13)	Da. Johnson, Ariz (RB)	51	22	73
14t)	M. Evans, T.B. (WR)	0	69	69
14t)	Smith-Schuster, Pit. (WR)	1	68	69
16t)	Carson, Sea. (RB)	61	7	68
16t)	Gordon, LA-C (RB)	47	21	68
16t)	Hill, K.C. (WR)	8	60	68
16t)	Kelce, K.C. (TE)	0	68	68
20t)	Allen, LA-C (WR)	4	62	66
20t)	Ertz, Phi. (TE)	0	66	66
22)	D. Adams, G.B. (WR)	0	64	64
23t)	Brown, Pit. (WR)	0	63	63
23t)	Hunt, K.C. (RB)	46	17	63
25t)	Cooks, LA-R (WR)	5	56	61
25t)	Kittle, S.F. (TE)	1	60	61
25t)	*Lindsay, Den. (RB)	49	12	61
28t)	Howard, Chi. (RB)	53	7	60
28t)	White, N.E. (RB)	22	38	60
30)	*Michel, N.E. (RB)	54	3	57
31t)	Golladay, Det. (WR)	0	56	56
31t)	Peterson, Was. (RB)	47	9	56
33t)	Henry, Ten. (RB)	51	4	55
33t)	Hilton, Ind. (WR)	0	55	55
35t)	Boyd, Cin. (WR)	0	54	54
35t)	Cooper, Oak.-Dal. (WR)	1	53	54
37t)	Beckham, NY-G (WR)	2	51	53
37t)	A. Jones, G.B. (RB)	41	12	53
37t)	Mack, Ind. (RB)	50	3	53
40t)	*Chubb, Cle. (RB)	47	5	52
40t)	Diggs, Min. (WR)	3	49	52
42)	Coleman, Atl. (RB)	36	15	51
43t)	Cohen, Chi. (RB)	20	29	49
43t)	C. Davis, Ten. (WR)	2	47	49
45t)	Breida, S.F. (RB)	36	12	48
45t)	Edelman, N.E. (WR)	7	41	48
45t)	Godwin, T.B. (WR)	0	48	48
45t)	Humphries, T.B. (WR)	0	48	48
45t)	Jeffery, Phi. (WR)	0	48	48
45t)	S. Shepard, NY-G (WR)	1	47	48

WEEK 17 / THROUGH SUNDAY, DECEMBER 30, 2018

NFL / LEADING PUNTERS

Rank	Player, Team	No	Yards	Lg	Avg	TB	Blk	Dwn	OB	Opp Ret	In Yds	Net 20	Avg
1)	Lee, Ariz	94	4568	64	48.6	7	0	12	7	44	420	32	42.6
2)	*M. Dickson, Sea.	78	3759	69	48.2	5	1	13	14	36	304	28	42.5
3)	Johnston, Phi.	61	2937	68	48.1	7	0	5	2	31	194	24	42.7
4)	Koch, Bal.	60	2842	65	47.4	5	1	7	7	31	315	27	39.8
5)	Kern, Ten.	74	3483	62	47.1	3	1	7	15	33	296	39	41.7
6)	Morstead, N.O.	43	1996	60	46.4	4	0	3	9	12	60	15	43.2
7)	Hekker, LA-R	43	1992	68	46.3	2	0	10	12	12	104	21	43.0
8)	Sanchez, Ind.	57	2629	63	46.1	5	0	10	3	21	93	24	42.7
9)	Edwards, NY-J	82	3763	67	45.9	5	0	10	10	42	318	23	40.8
10)	Bosher, Atl.	60	2729	57	45.5	3	2	6	3	27	184	22	40.1
11)	Dixon, NY-G	71	3226	60	45.4	4	0	15	9	27	177	20	41.8
12)	Colquitt, Cle.	83	3767	79	45.4	6	2	11	7	37	397	32	38.2
13)	Way, Was.	79	3581	63	45.3	0	0	19	3	31	303	41	41.5
14)	Palardy, Car.	61	2759	59	45.2	4	0	7	4	22	181	24	41.0
15)	Wile, Min.	72	3255	70	45.2	2	1	11	9	31	188	27	41.5
16)	R. Allen, N.E.	64	2885	66	45.1	5	0	15	11	25	255	21	39.5
17)	*Bojorquez, Buf.	45	2028	60	45.1	4	1	8	4	20	137	22	39.4
18)	Anger, T.B.	57	2567	64	45.0	4	1	7	3	27	231	15	38.9
19)	*Cooke, Jac.	86	3872	72	45.0	7	0	11	13	37	184	37	41.3
20)	O'Donnell, Chi.	62	2791	65	45.0	7	1	13	2	20	150	28	39.7
21)	Colquitt, K.C.	45	2021	67	44.9	5	0	10	1	17	97	21	40.5
22)	*Scott, G.B.	71	3176	67	44.7	9	1	11	4	20	206	19	38.8
23)	Martin, Det.	74	3310	61	44.7	4	0	13	3	29	332	32	39.2
24)	*Wadman, Den.	65	2905	65	44.7	7	0	5	8	27	301	22	37.9
25)	Haack, Mia.	87	3884	65	44.6	6	1	10	9	37	384	35	38.4
26)	C. Jones, Dal.	60	2670	63	44.5	2	0	9	3	30	254	17	39.6
27)	Huber, Cin.	71	3119	69	43.9	3	1	12	2	30	220	29	39.4
28)	*Daniel, Hou.	74	3237	61	43.7	5	0	8	6	32	240	36	39.1
29)	Pinion, S.F.	68	2973	64	43.7	4	1	4	7	25	195	22	39.1
30)	Berry, Pit.	63	2753	69	43.7	4	0	12	6	16	227	28	38.8
31)	*Townsend, Oak.	70	3022	64	43.2	5	0	10	5	28	241	17	38.3
32)	D. Jones, LA-C	47	1990	59	42.3	3	0	4	6	21	143	15	38.0

NFL / LEADING PUNTERS, NET AVERAGE

Rank	Player, Team	No	Yards	Lg	Avg	TB	Blk	Dwn	OB	Opp Ret	In Yds	Net 20	Avg
1)	Morstead, N.O.	43	1996	60	46.4	4	0	3	9	12	60	15	43.2
2)	Hekker, LA-R	43	1992	68	46.3	2	0	10	12	12	104	21	43.0
3)	Sanchez, Ind.	57	2629	63	46.1	5	0	10	3	21	93	24	42.7
4)	Johnston, Phi.	61	2937	68	48.1	7	0	5	2	31	194	24	42.7
5)	Lee, Ariz	94	4568	64	48.6	7	0	12	7	44	420	32	42.6
6)	*M. Dickson, Sea.	78	3759	69	48.2	5	1	13	14	36	304	28	42.5
7)	Dixon, NY-G	71	3226	60	45.4	4	0	15	9	27	177	20	41.8
8)	Kern, Ten.	74	3483	62	47.1	3	1	7	15	33	296	39	41.7
9)	Way, Was.	79	3581	63	45.3	0	0	19	3	31	303	41	41.5
10)	Wile, Min.	72	3255	70	45.2	2	1	11	9	31	188	27	41.5
11)	*Cooke, Jac.	86	3872	72	45.0	7	0	11	13	37	184	37	41.3
12)	Palardy, Car.	61	2759	59	45.2	4	0	7	4	22	181	24	41.0
13)	Edwards, NY-J	82	3763	67	45.9	5	0	10	10	42	318	23	40.8
14)	Colquitt, K.C.	45	2021	67	44.9	5	0	10	1	17	97	21	40.5
15)	Bosher, Atl.	60	2729	57	45.5	3	2	6	3	27	184	22	40.1
16)	Koch, Bal.	60	2842	65	47.4	5	1	7	7	31	315	27	39.8
17)	O'Donnell, Chi.	62	2791	65	45.0	7	1	13	2	20	150	28	39.7
18)	C. Jones, Dal.	60	2670	63	44.5	2	0	9	3	30	254	17	39.6
19)	R. Allen, N.E.	64	2885	66	45.1	5	0	15	11	25	255	21	39.5
20)	Huber, Cin.	71	3119	69	43.9	3	1	12	2	30	220	29	39.4
21)	*Bojorquez, Buf.	45	2028	60	45.1	4	1	8	4	20	137	22	39.4
22)	Martin, Det.	74	3310	61	44.7	4	0	13	3	29	332	32	39.2
23)	*Daniel, Hou.	74	3237	61	43.7	5	0	8	6	32	240	36	39.1
24)	Pinion, S.F.	68	2973	64	43.7	4	1	4	7	25	195	22	39.1
25)	Anger, T.B.	57	2567	64	45.0	4	1	7	3	27	231	15	38.9
26)	Berry, Pit.	63	2753	69	43.7	4	0	12	6	16	227	28	38.8
27)	*Scott, G.B.	71	3176	67	44.7	9	1	11	4	20	206	19	38.8
28)	Haack, Mia.	87	3884	65	44.6	6	1	10	9	37	384	35	38.4
29)	*Townsend, Oak.	70	3022	64	43.2	5	0	10	5	28	241	17	38.3
30)	Colquitt, Cle.	83	3767	79	45.4	6	2	11	7	37	397	32	38.2
31)	D. Jones, LA-C	47	1990	59	42.3	3	0	4	6	21	143	15	38.0
32)	*Wadman, Den.	65	2905	65	44.7	7	0	5	8	27	301	22	37.9

WEEK 17 / THROUGH SUNDAY, DECEMBER 30, 2018**NFL / PUNT RETURN LEADERS**

Rank	Player, Team	Ret	FC	Yards	Avg	Long	TD
1)	A. Roberts, NY-J	23	27	324	14.1	78t	1
2)	D. Harris, Oak.	20	15	281	14.1	99t	1
3)	King, LA-C	23	8	318	13.8	73t	1
4)	C. Jones, Bal.-N.E.-Bal.	23	20	304	13.2	70t	1
5)	Cohen, Chi.	33	21	411	12.5	44	0
6)	Sherels, Min.	23	15	276	12.0	70	0
7)	Natson, LA-R	26	10	280	10.8	60	0
8)	Hill, K.C.	20	3	213	10.7	91t	1
9)	Erickson, Cin.	20	20	212	10.6	38	0
10)	Carter, Phi.-Hou.	26	8	249	9.6	42	0
11)	Rogers, Ind.	23	28	215	9.3	51	0
12)	Peppers, Cle.	25	22	219	8.8	33	0
13)	Switzer, Pit.	30	26	252	8.4	23	0
14)	Ervin, Hou.-Bal.	21	7	175	8.3	27	0
15)	*Kirk, Ariz	21	17	164	7.8	44	0
16)	Edelman, N.E.	20	11	154	7.7	25	0
17)	Hardy, Atl.	20	23	147	7.4	18	0
18)	Humphries, T.B.	21	15	139	6.6	16	0
19)	Lockett, Sea.	25	20	143	5.7	19	0

NFL / KICKOFF RETURN LEADERS

Rank	Player, Team	Ret	Yards	Avg	Long	TD
1)	Jennings, Ten.	22	698	31.7	94t	1
2)	A. Roberts, NY-J	40	1174	29.4	99t	1
3)	C. Patterson, N.E.	23	663	28.8	95t	1
4)	*Tr. Smith, K.C.	33	886	26.8	97	0
5)	Erickson, Cin.	40	1049	26.2	77	0
6)	Coleman, N.E.-NY-G	23	598	26.0	51	0
7)	*James, S.F.	23	580	25.2	97t	1
8)	King, LA-C	22	522	23.7	40	0
9)	Hall, Atl.	26	616	23.7	53	0
10)	D. Harris, Oak.	29	663	22.9	34	0
11)	C. Moore, Bal.	22	491	22.3	39	0
12)	Switzer, Pit.	30	607	20.2	35	0

WEEK 17 / THROUGH SUNDAY, DECEMBER 30, 2018**NFL / LEADERS IN INTERCEPTIONS**

Rank	Player, Team	Int	Yards	Avg	Long	TD
1t)	Kazee, Atl.	7	54	7.7	33	0
1t)	Fuller, Chi.	7	52	7.4	35	0
1t)	Howard, Mia.	7	52	7.4	39	0
4)	Jackson, Chi.	6	81	13.5	41t	2
5t)	Williams, Cin.	5	131	26.2	58t	1
5t)	Ogletree, NY-G	5	61	12.2	20	2
7t)	Riley, NY-G	4	67	16.8	46	1
7t)	Randall, Cle.	4	59	14.8	50	0
7t)	Nelson, K.C.	4	53	13.3	35	0
7t)	J. Johnson, LA-R	4	46	11.5	35	0
7t)	Johnson, NY-J	4	38	9.5	31t	1
7t)	Adams, T.B.	4	34	8.5	16	0
7t)	Swearinger, Was.-Ariz	4	33	8.3	22	0
7t)	Poyer, Buf.	4	11	2.8	11	0
7t)	Byard, Ten.	4	1	0.3	1	0
7t)	Harmon, N.E.	4	0	0.0	0	0
7t)	*Jackson, Car.	4	0	0.0	0	0
18t)	*Reid, Hou.	3	128	42.7	101t	1
18t)	Jones, Mia.	3	109	36.3	54	1
18t)	Peters, LA-R	3	107	35.7	50t	1
18t)	Slay, Det.	3	107	35.7	67t	1
18t)	Butler, Ten.	3	90	30.0	56t	1
18t)	Lee, NY-J	3	82	27.3	36t	1
18t)	Norman, Was.	3	79	26.3	40	0
18t)	King, LA-C	3	75	25.0	42t	1
18t)	C. Harris, Den.	3	68	22.7	53t	1
18t)	Smith, Min.	3	66	22.0	52	0
18t)	Conley, Oak.	3	64	21.3	36t	1
18t)	Amukamara, Chi.	3	58	19.3	49t	1
18t)	K. Moore, Ind.	3	52	17.3	32	0
18t)	Littleton, LA-R	3	48	16.0	22	1
18t)	*Bates, Cin.	3	42	14.0	21t	1
18t)	Diggs, Det.	3	41	13.7	37t	1
18t)	McDonald, Mia.	3	41	13.7	31	0
18t)	Milano, Buf.	3	41	13.7	29	0
18t)	McDougald, Sea.	3	39	13.0	39	0
18t)	J. Jones, N.E.	3	34	11.3	28	0
18t)	Harris, Min.	3	33	11.0	33	0
18t)	Alonso, Mia.	3	30	10.0	15	0
18t)	*James, LA-C	3	30	10.0	23	0
18t)	*Ward, Cle.	3	26	8.7	26	0
18t)	Clinton-Dix, G.B.-Was.	3	25	8.3	24	0
18t)	E. Thomas, Sea.	3	25	8.3	25	0
18t)	Douglas, Phi.	3	14	4.7	17	0
18t)	Adams, Car.	3	11	3.7	18	0
18t)	Boston, Ariz	3	9	3.0	9	0
18t)	*Jackson, N.E.	3	9	3.0	9	0
18t)	Simmons, Den.	3	8	2.7	8	0
18t)	Gilchrist, Oak.	3	2	0.7	2	0
18t)	Hal, Hou.	3	2	0.7	2	0
18t)	Poole, Atl.	3	2	0.7	2	0
18t)	Ramsey, Jac.	3	0	0.0	0	0

WEEK 17 / THROUGH SUNDAY, DECEMBER 30, 2018**NFL / LEADERS IN SACKS**

Rank	Player, Team	Sacks
1)	Donald, LA-R (DE)	20.5
2)	Watt, Hou. (DE)	16.0
3)	Jones, K.C. (DE)	15.5
4t)	Hunter, Min. (DE)	14.5
4t)	Miller, Den. (LB)	14.5
6)	Clark, Sea. (DE)	14.0
7)	Garrett, Cle. (DE)	13.5
8t)	Ford, K.C. (LB)	13.0
8t)	Cha. Jones, Ariz (DE)	13.0
8t)	Kerrigan, Was. (LB)	13.0
8t)	Watt, Pit. (LB)	13.0
12t)	Mack, Chi. (LB)	12.5
12t)	Pierre-Paul, T.B. (DE)	12.5
14t)	Buckner, S.F. (DT)	12.0
14t)	*Chubb, Den. (LB)	12.0
14t)	Jordan, N.O. (DE)	12.0
17t)	Campbell, Jac. (DE)	10.5
17t)	Cox, Phi. (DT)	10.5
17t)	Fackrell, G.B. (LB)	10.5
17t)	Lawrence, Dal. (DE)	10.5
17t)	J. Reed, Sea. (DT)	10.5
22)	Atkins, Cin. (DT)	10.0
23)	Ngakoue, Jac. (DE)	9.5
24t)	Addison, Car. (DE)	9.0
24t)	Autry, Ind. (DT)	9.0
24t)	Bennett, Phi. (DE)	9.0
24t)	Clowney, Hou. (LB)	9.0
24t)	Houston, K.C. (LB)	9.0
29)	Z. Smith, Bal. (LB)	8.5
30t)	Allen, Was. (DE)	8.0
30t)	Dunlap, Cin. (DE)	8.0
30t)	Heyward, Pit. (DE)	8.0
30t)	Rankins, N.O. (DT)	8.0
34t)	Flowers, N.E. (DE)	7.5
34t)	Hicks, Chi. (DE)	7.5
34t)	Ioannidis, Was. (DE)	7.5
34t)	Okwara, Det. (DE)	7.5
38t)	H. Anderson, NY-J (DE)	7.0
38t)	Casey, Ten. (DE)	7.0
38t)	Hughes, Buf. (DE)	7.0
38t)	Ingram, LA-C (DE)	7.0
38t)	Jenkins, NY-J (LB)	7.0
38t)	Judon, Bal. (LB)	7.0
38t)	Kennard, Det. (LB)	7.0
38t)	*Leonard, Ind. (LB)	7.0
38t)	McKinley, Atl. (DE)	7.0
38t)	Suggs, Bal. (LB)	7.0
38t)	Vernon, NY-G (LB)	7.0
49t)	Alexander, Buf. (LB)	6.5
49t)	Hargrave, Pit. (NT)	6.5
49t)	Irvin, Oak.-Atl. (DE)	6.5
49t)	Long, Phi. (DE)	6.5
49t)	Nassib, T.B. (DE)	6.5
49t)	Quinn, Mia. (DE)	6.5

WEEK 17 / THROUGH SUNDAY, DECEMBER 30, 2018**NFL / FUMBLE RECOVERIES**

Rank	Player, Team	TotRec	OffRec	DefRec
1t)	Prescott, Dal.	7	7	0
1t)	*Rosen, Ariz	7	7	0
3t)	*L. Jackson, Bal.	5	5	0
3t)	Keenum, Den.	5	5	0
3t)	Mahomes, K.C.	5	5	0
3t)	Wentz, Phi.	5	5	0
7t)	Bailey, K.C.	4	0	4
7t)	Brees, N.O.	4	4	0
7t)	Roethlisberger, Pit.	4	4	0
7t)	Wilson, Sea.	4	4	0
11t)	Clement, Phi.	3	3	0
11t)	Clowney, Hou.	3	0	3
11t)	Cohen, Chi.	3	3	0
11t)	Cousins, Min.	3	3	0
11t)	Daniel, Chi.	3	3	0
11t)	Goff, LA-R	3	3	0
11t)	Houston, K.C.	3	0	3
11t)	Lattimore, N.O.	3	0	3
11t)	Luck, Ind.	3	3	0
11t)	Milano, Buf.	3	0	3
11t)	Miller, Den.	3	0	3
11t)	Peppers, Cle.	3	1	2
11t)	A. Smith, Was.	3	3	0
11t)	Watson, Hou.	3	3	0
11t)	T. Young, Bal.	3	1	2

NFL / OFFENSIVE FUMBLE RECOVERIES

Rank	Player, Team	Ret	Yards	Avg	Long	TD
1t)	Prescott, Dal.	7	0	0.0	0	0
1t)	*Rosen, Ariz	7	0	0.0	0	0
3t)	*L. Jackson, Bal.	5	0	0.0	0	0
3t)	Keenum, Den.	5	0	0.0	0	0
3t)	Mahomes, K.C.	5	0	0.0	0	0
3t)	Wentz, Phi.	5	0	0.0	0	0
7t)	Brees, N.O.	4	0	0.0	0	0
7t)	Roethlisberger, Pit.	4	0	0.0	0	0
7t)	Wilson, Sea.	4	0	0.0	0	0
10t)	Clement, Phi.	3	0	0.0	0	0
10t)	Cohen, Chi.	3	0	0.0	0	0
10t)	Cousins, Min.	3	0	0.0	0	0
10t)	Daniel, Chi.	3	0	0.0	0	0
10t)	Goff, LA-R	3	0	0.0	0	0
10t)	Luck, Ind.	3	0	0.0	0	0
10t)	A. Smith, Was.	3	0	0.0	0	0
10t)	Watson, Hou.	3	0	0.0	0	0

WEEK 17 / THROUGH SUNDAY, DECEMBER 30, 2018**NFL / DEFENSIVE FUMBLE RECOVERIES**

Rank	Player, Team	Ret	Yards	Avg	Long	TD
1)	Bailey, K.C.	4	2	0.5	2t	1
2t)	Lattimore, N.O.	3	91	30.3	54	0
2t)	Miller, Den.	3	3	1.0	3	0
2t)	Clowney, Hou.	3	0	0.0	0t	1
2t)	Houston, K.C.	3	0	0.0	0	0
2t)	Milano, Buf.	3	0	0.0	0	0
7t)	T. Young, Bal.	2	74	37.0	62t	2
7t)	J. Smith, Dal.	2	69	34.5	69t	1
7t)	Van Noy, N.E.	2	46	23.0	46t	1
7t)	Baker, Ariz	2	34	17.0	36t	1
7t)	J. Coleman, Sea.	2	29	14.5	29t	1
7t)	*Ward, Cle.	2	29	14.5	20	0
7t)	Schobert, Cle.	2	26	13.0	26	0
7t)	Klein, N.O.	2	17	8.5	17	0
7t)	Peppers, Cle.	2	16	8.0	16	0
7t)	Lewis, Dal.	2	14	7.0	14	0
7t)	D. McCourty, N.E.	2	14	7.0	14	0
7t)	Ebukam, LA-R	2	11	5.5	11t	1
7t)	Apple, NY-G-N.O.	2	2	1.0	2	0
7t)	Hilton, Pit.	2	2	1.0	2	0
7t)	J. Reed, Sea.	2	2	1.0	2	0
7t)	*Reid, Hou.	2	1	0.5	1	0
7t)	Chickillo, Pit.	2	0	0.0	0	0
7t)	Clark, Sea.	2	0	0.0	0	0
7t)	Clark, G.B.	2	0	0.0	0	0
7t)	Colvin, Hou.	2	0	0.0	0	0
7t)	David, T.B.	2	0	0.0	0	0
7t)	Davis, Car.	2	0	0.0	0	0
7t)	Donald, LA-R	2	0	0.0	0	0
7t)	M. Foster, Was.	2	0	0.0	0	0
7t)	Fowler, Jac.-LA-R	2	0	0.0	0	0
7t)	Hankins, Oak.	2	0	0.0	0	0
7t)	Jenkins, NY-J	2	0	0.0	0	0
7t)	T. Johnson, Sea.-Min.	2	0	0.0	0	0
7t)	*Leonard, Ind.	2	0	0.0	0	0
7t)	Love, Car.	2	0	0.0	0	0
7t)	Mack, Chi.	2	0	0.0	0	0
7t)	Poole, Atl.	2	0	0.0	0	0
7t)	Smith, Min.	2	0	0.0	0	0
7t)	*Speaks, K.C.	2	0	0.0	0	0
7t)	Suh, LA-R	2	0	0.0	0	0

WEEK 17 / THROUGH SUNDAY, DECEMBER 30, 2018

Team/Offense Rank (Within League)

BAL	BUF	CIN	CLE	DEN	HOU	IND	JAX	KC	LAC	MIA	NE	NYJ	OAK	PIT	TEN		ARI	ATL	CAR	CHI	DAL	DET	GB	LAR	MIN	NO	NYG	PHI	SF	SEA	TB	WAS
9	30	26	13	19	15	7	27	1	11	31	5	29	23	4	25	TYds/G	32	6	10	21	22	24	12	2	20	8	17	14	16	18	3	28
25	31	24	12	18	17	11	30	1	3	26	9	29	21	6	23	TYds/P	32	5	8	20	22	27	13	2	19	7	10	15	14	16	4	28
2	9	21	14	12	8	20	19	16	15	18	5	26	25	31	7	RYds/G	32	27	4	11	10	23	22	3	30	6	24	28	13	1	29	17
15	21	8	11	4	19	22	26	6	7	9	20	29	23	24	16	RshAvg	32	13	1	27	14	28	2	3	25	17	10	30	12	5	31	18
22	31	24	14	19	17	6	26	3	10	30	8	25	18	2	29	PsYd/G	32	4	16	21	23	20	9	5	13	12	11	7	15	27	1	28
23	31	27	13	24	12	9	30	1	5	26	6	28	19	8	20	PasAvg	32	7	16	14	22	25	21	3	18	4	17	10	11	15	2	29
5	32	18	27	21	8	16	19	12t	17	25	11	28	9	20	23	%HdInt	29	2	24	22	4	14	1	15	7	3	12t	10	30	6	31	26
7	21	17	13	8	32	1	26	5	14	30	3	18	25	2	29	Sac/PP	27	16	6	10	28	19	22	9	12	4	20	15	24	31	11	23
7	27	23	21	20	14	6	29	3	13	31	8	30	24	4	26	1D/Gm	32	10	9	16	19	18	15	1	22	5	25	11	12	17	2	28
6	30	21	27	28	20	1	14	2	16	31	13	29	19	8	15	3D Eff	32	4	9	11	10	25	23	5	26	7	22	12	18	17	3	24
14	31	18	28t	11t	6	26	25	3	1	8	20t	20t	27	7	15	4D Eff	32	19	24	11t	16	9	20t	30	28t	2	11t	10	20t	4	5	17
5	21	7	12	32	15	13	11	3	8	9	18	1	4	17	14	PR Avg	16	19	20	2	31	26	22	10	6	24	28	23	29	30	27	25
18	24	5	28	27	9	29	25	8	13	12	2	3	15	31	1	KR Avg	22	17	16	32	20	11	21	23	6	10	7	19	4	14	26	30
4	31	28	20	18	26	8	14	15	32	23	13	9	29	27	5	GPntAv	1	25	12	21	19	16	24	7	17	6	10	2	30	3	22	11
16	31	20	30	28	22	3	11	14	32	26	19	13	29	27	8	NPntAv	5	15	12	17	18	21	25	2	10	1	7	4	23	6	24	9
13	30	17	20	24	11	5	31	1	6t	26	4	23	28	6t	27	Pts/Gm	32	10	14t	9	22	25	14t	2	19	3	16	18	21	6t	12	29
8	26	21	28	25	12	15	11	10	20	7	16t	5	16t	31	14	FG%	30	3	6	27	24	13	23	19	32	4	2	18	1	22	29	9

Opponent/Defense Rank (Within League)

BAL	BUF	CIN	CLE	DEN	HOU	IND	JAX	KC	LAC	MIA	NE	NYJ	OAK	PIT	TEN		ARI	ATL	CAR	CHI	DAL	DET	GB	LAR	MIN	NO	NYG	PHI	SF	SEA	TB	WAS
1	2	32	30	22	12	11	5	31	9	29	21	25	26	6	8	TYds/G	20	28	15	3	7	10	18	19	4	14	24	23	13	16	27	17
2	3	29	15	19	9	13	5	24	12	30	20	21	32	6	7	TYds/P	10	27	26	1	8	17	14	28	4	18	22	23	11	25	31	16
4	16	29	28	21	3	8	19	27	9	31	11	26	30	6	18	RYds/G	32	25	12	1	5	10	22	23	15	2	20	7	14	13	24	17
3	10	25	24	17	1	6	14	31	12	26	29	19	22	9	15	RshAvg	27	28	23	4	5	16	13	32	8	2	11	21	7	30	20	18
5	1	32	25	20	28	16	2	31	9	21	22	24	19	10	6	PsYd/G	4	27	18	7	13	8	12	14	3	29	23	30	11	17	26	15
2	3	29	10	23	18	20	5	12	11	31	9	19	32	7	8	PasAvg	6	24	26	1	15	25	21	22	4	28	27	13	14	17	30	16
22	4	24	11	5	13	10	19	16	17	2	6	18	7	28	23	%HdInt	30	12	14	1	26	29	31	3	15	21	8	27	32	20	25	9
13	15t	29	28	10	17	21	14	8	22	27	31	24	32	3	15t	Sac/PP	2	26	25	9	18	4	7	12	1	6	30	20	23	11	19	5
2	4	29	31	16	5t	11t	3	32	10	26	17t	24	14t	14t	5t	1D/Gm	28	30	11t	1	9	11t	21	17t	7	22	25	8	23	19	27	20
3	8	32	7	17	20	23	14	25	18	28	16	2	30	9	10	3D Eff	15	31	19	4	27	11	13	12	1	24	26	6	21	5	22	29
10t	14t	26	27	14t	22t	7	1	28t	16t	4	2	25	28t	13	16t	4D Eff	24	31	20t	18	5	12	28t	22t	8	9	32	19	20t	6	10t	3
25	20	9	30	29	10t	1	2	4	22	28	26	12	18	32	21	PR Avg	23	8	14	10t	16	31	27	19	5	3	7	6	13	15	17	24
19	10	18	24	4	3	9	1	11	8	30	26	21	22	5	32	KR Avg	7	17	23	28	31	14	29	12	20	15t	2	13	25	27	6	15t
8	13	3	7	22	28	16	32	9	30	2	1	5	29	10	25	GPntAv	20	24	21	12	14	19	18	11	17	4	27	26	6	15	31	23
7	19	4	8	24	18	25	22	2	17	1	3	5	16	13	12	NPntAv	11	30	28	6	20	21	26	9	15	10	31	27	14	23	32	29
2	18	30	21	13	4t	10	4t	24	8	27	7	29	32	16t	3	Pts/Gm	26	25	19	1	6	16t	22	20	9	14	23	12	28	11	31	15
6	23t	29t	10	12	21	16	20	13t	5	4	17	13t	11	13t	26	FG%	8	32	19	31	27	1	3	25	29t	2	22	18	23t	7	28	9