

20 **N** 15

NFC EAST DIVISION

CHAMPIONS



2015 POSTSEASON GUIDE



MEET THE REDSKINS: POSITION GUIDE

QUARTERBACKS (3)

“It’s Kirk’s team.”

With that public proclamation of faith from Head Coach Jay Gruden on Aug. 31, quarterback **Kirk Cousins** embarked upon one of the most remarkable passing seasons in Redskins history, both in terms of his statistics and the redemption story that accompanied them.

Under the guidance of Gruden, Offensive Coordinator **Sean McVay** and Quarterbacks Coach **Matt Cavanaugh**, Cousins set team records in passing yards (4,166), attempts (543), completions (379) and 300-yard passing games (seven). Cousins moved the ball through the air efficiently, completing 69.8 percent of passes for the second-highest completion percentage in Redskins history (eighth-best in NFL history) and recording the third-highest passer rating in franchise history (101.6).

In the Redskins’ final 10 games, Cousins guided the Redskins to a 7-3 record, throwing for 274 yards per game with 23 touchdowns and only three interceptions en route to an NFC East title. Cousins’ hot hand helped the Redskins average 32.8 points per game during a four-game winning streak to close the regular season, most in the NFL in that time frame. He became the first player in team history to throw a touchdown pass in all 16 games in a season since the advent of the 16-game schedule in 1978.

In addition, despite not being known as the true dual threat in his own position group, Cousins added a team-high five rushing touchdowns in 2015, the second-most by a quarterback in a season in team history.

The Redskins roster also includes **Colt McCoy**, who led a memorable Monday night upset in Dallas in October 2014, and former 2012 NFL Offensive Rookie of the Year **Robert Griffin III**.

RUNNING BACKS/FULLBACKS (5)

Early in the season, the Redskins appeared to have a two-headed monster at running back. Running Backs Coach **Randy Jordan** oversaw “MoJo,” the nickname given to the duo of fourth-year workhorse **Alfred Morris** and 2015 third-round pick **Matt Jones**. The duo each produced a 100-yard rushing day in the first two weeks, with Morris gaining 121 yards in Week 1 vs. Miami and Jones recording 123 yards in Week 2 vs. St. Louis.

While Morris and Jones carried the unit on early downs, third-year back **Chris Thompson** played a critical role in the Redskins’ substantial improvement on third downs in 2015. In addition to his contributions in pass protection, the diminutive speedster posted career highs in carries (35), rushing yards (216), receptions (35), receiving yards (240) and receiving touchdowns (two).

Thompson missed part of December with a shoulder injury, at which point the Redskins turned to veteran **Pierre Thomas**, a former Super Bowl champion in New Orleans, to step in and contribute immediately. Often praised by the coaching staff for his professionalism and intelligence, Thomas caught seven passes for 67 yards in the team’s division-clinching win at Philadelphia in Week 17. Thomas added an extra set of capable hands to a now deep Redskins backfield.

“We just added another back [Thomas] to our rotation, which kind of muddies it up a little bit, but, you know, having too many good backs is a good thing,” Gruden said.

Fullback **Darrel Young**, a converted linebacker from Villanova now in his sixth NFL season, rounds out the group. Though his usage was limited in 2015, Young has accounted for 13 combined rushing and receiving touchdowns during his time in Washington and was a critical lead blocker for Morris’ three 1,000-yard seasons across the 2012-14 seasons.

WIDE RECEIVERS (5)

The group led by Wide Receivers Coach **Ike Hillard** received a substantial boost in Week 9 when **DeSean Jackson** returned to the lineup after missing the majority of the first seven games of the season with hamstring injury he suffered in the early minutes of the season opener. Jackson caught 30 passes for 528 yards with four receiving touchdowns in 2015, with all



Quarterbacks Coach Matt Cavanaugh and QB Kirk Cousins

four displaying the Cal product’s trademark explosiveness. Jackson scored on touchdown passes of 77 yards (Week 15), 63 yards (Week 12), 56 yards (Week 11) and 28 yards (Week 13), the first three of which accounted for three of the five longest gains of the season for Washington.

Jackson’s counterpart, **Pierre Garçon**, led the receivers with 72 receptions for 777 yards and tied his career high with six receiving touchdowns. Now in his third season in Washington, Garçon surged down the stretch as the Redskins won four straight to take the NFC East title, catching a touchdown pass in each of the Redskins’ final three games of the season.

The Redskins selected **Jamison Crowder** in the fourth round of the 2015 NFL Draft hoping to at least secure an impact returner. Crowder instead carved out a much larger role, earning the team’s slot receiver role and setting the team’s rookie record for receptions (59). Crowder posted a career day in the team’s Week 17 finale at Dallas, catching the 28-yard pass on which Cousins broke the team’s single-season passing record in the midst of the first career 100-yard receiving day for the rookie.

The group also features a pair of second-year pass catchers who have contributed when called upon. **Ryan Grant**, a favorite of Gruden’s for his precise route running, posted career highs with 23 receptions for 268 yards with two receiving touchdowns. **Rashad Ross** made the team after leading the NFL in every major receiving category in the 2015 preseason. He scored on a reception (Week 17 at Dallas), a kickoff return (Week 3 at New York Giants) and a blocked punt recovery (Week 6 at New York Jets) in 2015.

TIGHT ENDS (3)

By the time the Redskins clinched the NFC East title in Week 16, teammates, coaches, fans, journalists and observers alike had all start to run out of adjectives to describe the play of **Jordan Reed** in 2015.

The third-year tight end posted one of the finest seasons by a tight end in team history, setting franchise marks by a tight end in receptions (87) and receiving yards (952) and coming within one touchdown (11) of the team record for receiving touchdowns (12). Reed’s rapid growth into one of the league’s elite pass-catching tight ends is remarkable when underscored by the fact that he began his college career at the University of Florida as a quarterback. He recorded four multi-touchdown games, tied with Redskins legend Jerry Smith for most by a tight end in a single season, helping the Redskins to a 4-0 record in those contests.

Beyond his natural ability as a route runner and pass catcher, Reed focused on becoming a more complete tight end in 2015. He has relied upon



MEET THE REDSKINS: POSITION GUIDE (CONT.)

the expertise of Tight Ends Coach **Wes Phillips**, who previously tutored Jason Witten during his time coaching in Dallas. Phillips helped mold and mentor a group that lost two-thirds of its projected group early in the pre-season when long-time contributors Niles Paul and Logan Paulsen suffered season-ending injuries in August.

The Redskins added 11-year veteran **Alex Smith**, who played for Gruden in Cincinnati, as a free agent late in the season. The team also signed promising prospect **Marcel Jensen** away from the Bills' practice squad in December. Tackle **Tom Compton** also frequently enters games as the team's eligible third tight end.



Offensive Line Coach Bill Callahan and C Kory Lichtensteiger

OFFENSIVE LINE (9)

Despite featuring one of the game's top talents and consistently turning out top rushing performances over the last several seasons, the Redskins' offensive line entered the 2015 season a much maligned group. The team made one of its most impactful additions of the offseason in January when it lured noted line guru **Bill Callahan** to oversee the unit in 2015.

The line blossomed under Callahan's watch, mixing and matching young talent and eventually shaving 31 sacks off of their season total from a year ago, the largest single-year turnaround in team history since sacks became an official NFL statistic in 1982.

The group was anchored yet again by left tackle **Trent Williams**, whom the Redskins made the highest-paid tackle in football upon agreeing to a multi-year extension during the 2015 preseason. Williams earned his fourth consecutive Pro Bowl berth in 2015, joining team legends Chris Samuels and Joe Jacoby as the only Redskins tackles to make four consecutive trips to the Pro Bowl since the merger.

"I think he's already established himself as the top tackle in the game. Heck, we paid him for it," Gruden joked with a chuckle in December. "Off the field, man, he's just one of those guys that... I've really been impressed with the way he's worked this year with Coach Callahan. I think when you're as good as he is and you bring in a new coach with a new set of rules and work ethic and all that stuff — not to say we didn't have a work ethic before — but sometimes, guys are resistant to change. He's been excellent about it. He's worked very hard. He's kept his weight down and played extremely well. I think the younger linemen like [Brandon] Scherff and [Spencer] Long and [Morgan] Moses, they all look up to him and it's been a great situation for everybody with him as a leader."

Williams, the team's offensive captain, was indeed a paradigm for his young cohorts to follow. The team invested the fifth overall pick of the 2015 NFL Draft in guard **Brandon Scherff**, who became only the third Redskins offensive lineman to appear in 16 games as a rookie. Scherff formed a young

but promising right side of the offensive line with tackle **Morgan Moses**, a 2014 third-round pick whose progression in training camp locked down the right tackle position and helped facilitate Scherff's move to the interior.

The Redskins have received major, if unexpected, contributions at the other two positions. **Spencer Long** started 13 games at left guard following an injury to original starter Shawn Lauvaio. Center **Josh LeRibeus**, a converted guard, stepped in and started 11 games in place of veteran **Kory Lichtensteiger**, the line's cerebral leader who was activated during NFC Wild Card week and is available to return this postseason after spending the second half of the year on Injured Reserve with a designation to return.

The Redskins' offensive line also includes 2015 fourth-round pick **Arie Kouandjio** at guard and hulking 6-foot-8 tackle **Ty Nsekhe**. Tackle **Tom Compton** contributes at tackle in addition to frequently serving as an eligible receiver in three-tight-end sets.

DEFENSIVE LINE (6)

Washington's defensive line played an intricate part in the defense's success during the Redskins' 4-0 run in the final quarter of the 2015 regular season. Behind Defensive Line Coach **Robb Akey**, the self-named "Capital Punishment" group contributed to a defense that registered 26 takeaways, third-most in the NFL, across Weeks 4-17 this season.

Defensive end **Chris Baker** spearheaded the group with single-season career highs in sacks (six), forced fumbles (three) and fumble recoveries (two). A unique unit needs the right mixture of ingredients to include talent and a pinch of veteran leadership. According to coaches' film statistics, NFL veteran defensive end **Jason Hatcher** led the unit with a combined 32 quarterback hurries and knockdowns while gathering a pair of sacks. Baker and Hatcher's play complemented the production of nose tackle **Terrance Knighton**.

Ricky Jean Francois and **Kedric Golston** added veteran depth on the defensive line, fueling Gruden's enthusiasm about the unit "That's what I like about our D-Line. I feel like we can keep them fresh and rotate them in there to make sure they all get a crack at it," said Gruden. Jean Francois chipped in a pair of sacks and Golston was key on a number of goal-line and short-yardage stands.

Frank Kearse recorded a sack appearing in four games in 2015. Stephen Paea, the seventh member of the group, suffered a season-ending injury after collecting 1.5 sacks, a forced fumble and 24 tackles.

LINEBACKERS (9)

Linebackers Coach **Kirk Olivadotti** orchestrated a group that features a veteran climbing the ranks in Redskins lore and a rookie etching his name in the record books as well. The corps was led by outside linebacker **Ryan Kerrigan's** 9.5 sacks, which pushed his career total to 47.5 sacks, currently third all-time in Redskins history since sacks became an official statistic in 1982. Kerrigan became only the fifth NFL player since 1982 to open a career with five consecutive 7.5-sack seasons, joining Jared Allen, Derrick Thomas, DeMarcus Ware and Reggie White.

Outside linebacker **Preston Smith** followed with 8.0 sacks in 2015, passing Kerrigan for second-most sacks by a rookie in team history. Smith also led all NFL rookies in sacks in 2015 while helping clinch the NFC East Division title with a three-sack performance in Washington's 38-24 win at Philadelphia in Week 16. The career numbers and milestones were contagious, as second-year outside linebacker **Trent Murphy** also earned a career high in sacks (3.5).

They say good things come in pairs, and for Washington, a pair of tandems at the inside linebacker position helped serve as the catalyst for the Redskins' success in 2015. **Will Compton**, a former 2013 college free agent turned starter, has emerged to play a vital role in the defense's run-stopping ability down the stretch. Compton was credited by coaches' film review with 122 tackles and posted his first career sack in Week 16 and first career interception in Week 17 to conclude the 2015 regular season. Sharing the interior alongside Compton, **Mason Foster** contributed 38 tackles after the



MEET THE REDSKINS: POSITION GUIDE (CONT.)

Redskins acquired the free agent following Week 3.

Early in the season, **Keenan Robinson** and **Perry Riley, Jr.** served as the starting inside duo before battling injuries for significant portions of the season. Robinson was second on the team in tackles before suffering an injury which rendered him inactive for three weeks and sidelined for another. Riley recorded a career high in interceptions in a season (two) before being inactive with a foot injury for the final five games of the regular season.

Linebackers **Houston Bates** and **Carlos Fields** played limited reps on defense but played a critical role on special teams.

DEFENSIVE BACKS (10)

If there is a group that lived up to Gruden's "Next Man Up" mentality and Defensive Coordinator **Joe Barry's** "Starters in Waiting" ethos, it was the defensive backs. Guided by Defensive Backs Coach **Perry Fewell**, the secondary overcame adversity, turnover, injuries and multiple position changes to solidify the back end despite a rotating cast of characters seemingly every week.

Veteran free safety **Dashon Goldson** was named team captain in his first season with Washington and led the team in tackles. Goldson also returned his only interception of the year for a 35-yard touchdown vs. New Orleans in Week 10 to give the defense its first of two touchdowns in 2015. Coaches have praised his intelligence and work ethic in helping lead the unit this season.

DeAngelo Hall transitioned from starting cornerback to starting safety during the 2015 season. Hall used the time missed from suffering a toe injury in Week 3 to learn the position. In Week 16, in his new position, Hall recorded a fumble return touchdown at Philadelphia to become the first NFL player to record at least five interception returns for touchdowns and five fumble recoveries for touchdowns in a career.

Cornerbacks **Bashaud Breeland** and **Will Blackmon** have served as the Redskins' starting cornerbacks for the majority of the season, which would have seemed far-fetched in Week 1 when Breeland was penciled in as the third cornerback and Blackmon was still a free agent. With injuries to Hall and Chris Culliver (now on Reserve/Injured), Breeland moved into the starting role and continues to ascend as one of the league's emerging players at the position, highlighted by a Week 6 game at the New York Jets in which he posted an interception and two fumble recoveries. Blackmon, a nine-year veteran signed in Week 2, added a sack and tallied career highs in a season with two interceptions and three forced fumbles.

The Redskins will try to recreate Blackmon's instant success with veteran **Cary Williams**, whom the team signed on Jan. 5 in preparation for the NFC Wild Card Round. Williams joined the Redskins having previously appeared in 97 career games (75 starts) and having posted nine career interceptions. He was a 16-game starter on the Baltimore Ravens' Super Bowl XLVII championship team in 2012.

Of all the unlikely stories in the defensive backfield, perhaps none were more unbelievable than that of rookie cornerback **Quinton Dunbar**. After converting from wide receiver during an injury-filled stretch of training camp for the Redskins in 2015, Dunbar took to his new position and recorded his first career interception on a pass into the end zone from two-time Super Bowl MVP Eli Manning. The interception helped seal a home win that pushed Washington atop the NFC East in Week 12.

Fifth-year veteran safety **Jeron Johnson**, rookie cornerback **Deshazor Everett** and first-year cornerback **Dashaun Phillips** have helped the Redskins on special teams, as has midseason-signee cornerback **Jeremy Harris**, who was promoted from the practice squad during the final week of the regular season. The group will try to ease the loss of rookie defensive back Kyshoen Jarrett, a 2015 sixth-round pick whose versatility at safety and nickel corner was a major component in the unit's ability to succeed despite all of the changes in personnel all year.



S Dashon Goldson, Defensive Backs Coach Perry Fewell and CB Will Blackmon

SPECIALISTS (3)

The Redskins and Special Teams Coordinator **Ben Kotwica** made a bold move in Week 2, opting to release Kai Forbath, one of the most accurate kickers in team history, in favor of signing **Dustin Hopkins**, a former 2013 sixth-round pick of the Buffalo Bills who had never appeared in an NFL regular season game prior to 2015.

The move paid major dividends for the Redskins in their run to an NFC East title in 2015. Hopkins posted the third-highest field goal percentage in a season in team history, connecting on 25-of-28 field goal attempts (89.3 percent) with two of his three misses coming from 50-plus yards away. While Hopkins continued the team's recent success on field goals, his big leg on kickoffs was one of the team's most welcomed additions this season. A year after Forbath recorded touchbacks on only 34.6 percent of kickoffs in 2014, Hopkins booted 52 touchbacks on 76 kickoffs (68.4 percent). His distance helped the Redskins finish fourth in the NFL in average kickoff return yards allowed (20.1).

Punter **Tress Way** was elected as the Redskins' special teams captain for 2015 and followed his tremendous 2014 campaign with another solid year in 2015. Way averaged 48.2 yards per punt in 2015, the fifth-highest average in team history, and averaged 39.8 net yards per punt. He had 21 punts downed inside the 20 with only seven touchbacks.

Long snapper **Nick Sundberg** snapped in all 16 games again this season, marking the fourth time in the last six years the Cal product snapped in every game in a season.

The Redskins kickoff return unit tied a team record in 2015 by returning two kickoffs for touchdowns during the season. Current returner **Rashad Ross** scored his first career touchdown on a 101-yard kickoff return — tied for the second-longest return in team history — against the New York Giants in Week 3. Andre Roberts, who was placed on the Reserve/Injured list in December, also added a kickoff return touchdown in Week 11 at Carolina.



REDSKINS REGULAR SEASON IN REVIEW

- With nine wins on the year, the Redskins pushed their all-time win total to 601, including postseason play. The Redskins became the fifth NFL franchise to reach the 600-win mark (Bears, Packers, Giants and Steelers).
- The Redskins clinched their 15th division title and 24th overall playoff berth in team history.
- The Redskins completed their second “worst-to-first” one-season turnaround in team history (2012) after the Redskins finished last in the NFC East in 2014 with a 4-12 record.
- The Redskins became the only team to win the NFC East twice in the last five seasons.
- The 2015 season marked the first time since 1999 that the Redskins entered Week 17 with a playoff berth already secured.
- With a regular season record of 9-7, the Redskins posted their 39th winning season in team history. It was their 24th nine-win season in team history and the franchise’s first since 2012.
- The Redskins finished their regular season home slate with a 6-2 home record, the team’s best home record since 2005 (6-2).
- The Redskins finished 4-2 in NFC East play in 2015, marking the team’s third-best divisional record since divisional alignment in 2002. The team went 5-1 in NFC East play in 2005 and 2012.
- Head Coach **Jay Gruden** became the sixth coach in team history to lead the Redskins to a playoff berth within the first two years at the helm (Ray Flaherty, Dutch Bergman, Dudley DeGroot, George Allen and Joe Gibbs).
- The Redskins voted tackle **Trent Williams** (offense), safety **Dashon Goldson** (defense) and punter **Tress Way** (special teams) as the team’s captains for the 2015 season.
- The Redskins inducted **Jeff Bostic** and **Monte Coleman** as the 47th and 48th members of its Ring of Fame in 2015. Bostic was honored during the team’s Week 7 win vs. Tampa Bay, and Coleman was honored during Washington’s Week 15 win vs. Buffalo.
- A total of 68 players appeared in regular season action for the Redskins, third-most among teams that qualified for the playoffs in 2015 (73, New England Patriots; 70, Seattle Seahawks).
- In Week 1, the Redskins opened the season against the Miami Dolphins in a game that was the first of 19 games on the 2015 NFL schedule that represent Super Bowl rematches. Joe Theismann and Bob Griese served as honorary team captains for the Redskins and Dolphins, respectively.
- The game against Miami kicked off the Redskins’ 84th season in franchise history and the franchise’s 79th representing Washington, D.C.
- Including Washington’s season opener at Houston in the 2014 season, the opener against Miami represented the first time the Redskins had opened against AFC opponents in consecutive seasons since 1978-79 (at New England and vs. Houston).
- The Redskins moved to 40-40-4 all-time in season openers, including a 24-22 record in openers since the 1970 merger and an 8-4 all-time mark in Week 1 games at FedExField.
- The Week 1 game snapped a streak of seven consecutive games won by the home team in the Redskins/Dolphins series dating back to 1987.
- In Week 2, the Redskins earned their first victory of the 2015 season, defeating the St. Louis Rams, 24-10, in front of an announced crowd of 72,460 at FedExField.
- The Week 2 game represented the ninth meeting between the Redskins and Rams in the last 11 seasons.



- The Redskins improved to 25-13-1 all-time against the Rams, including postseason play. The Redskins are 23-11-1 all-time against the Rams in regular season play.
- The Week 2 victory pushed the Redskins’ all-time record in home games against the Rams to 12-6, including postseason play. The Week 2 win marked the Redskins’ first home victory against the Rams since Sept. 20, 2009.
- The win against the Rams was the Redskins’ first against an NFC West opponent since earning a 23-17 victory against the Seattle Seahawks on Nov. 27, 2011.
- The Redskins opened the season with two consecutive home games for the first time since 2011.
- In Week 3, the Redskins and Giants faced one another on a Thursday for a second straight season, marking the first time in team history the Redskins have faced a single opponent on Thursdays in back-to-back seasons.
- In Week 4, the Redskins earned a 23-20 come-from-behind victory against the Philadelphia Eagles in front of an announced crowd of 74,767 people at FedExField.
- The fourth quarter comeback was the Redskins’ first since coming back to defeat the Tennessee Titans, 19-17, in Week 7 of 2014.
- The win gave the Redskins consecutive victories against the Eagles for the first time since 2012.
- Washington won consecutive home games against the Eagles for the first time since winning three straight home contests against Philadelphia across the 1997-99 seasons and moved to 43-35-3 at home all-time against the Eagles.
- Week 4 marked the Redskins’ third home game in the first four weeks of the season. Prior to 2015, the last time the Redskins had three home games in the first four weeks of a season came in the midst of a 3-1 stretch to start the 2003 season.
- In a Week 5 overtime loss at Atlanta, the Redskins played their 1,200th game in team history, including postseason play. The Redskins joined the Bears, Packers, Giants, Cardinals and Lions as the only NFL franchises to appear in 1,200 combined regular season and postseason games.
- The Redskins record in overtime games moved to 25-15-1 all-time following the defeat.
- Week 6 marked the first regular season meeting between the Redskins and New York Jets at MetLife Stadium.





REDSKINS REGULAR SEASON IN REVIEW (CONTINUED)

- In Week 7, the Redskins recorded their largest comeback in franchise history, overcoming a 24-0 deficit to defeat the Tampa Bay Buccaneers, 31-30, in front of an announced crowd of 72,912 people at FedExField.
- Prior to the 24-point comeback on Sunday, the Redskins had previously overcome 21-point deficits to win three times in team history (Oct. 3, 1999 vs. Carolina; Nov. 4, 1990 at Detroit; Nov. 28, 1965 vs. Dallas).
- The Week 7 game was the Redskins' second straight contest against an opponent coming off of a bye week, including a game against the New York Jets a week earlier. This marked the first time since Weeks 6-7 of the 2005 season (at KC, vs. SF) that the Redskins played consecutive games against opponents coming off of a bye week.
- The Week 7 game marked the sixth time in the past seven seasons that the Redskins faced the team that held the No. 1 pick in the most recent draft.
- With the win, the Redskins evened their all-time series with the Buccaneers at 11-11, including postseason play, and tied the regular season series at 10-10.
- The win improved the Redskins to 5-1 all-time against teams coached by Buccaneers Head Coach Lovie Smith.
- The victory was the Redskins' first win against an NFC South opponent since winning 24-22 at Tampa Bay on Sept. 30, 2012.
- The victory gave the Redskins a win in Week 7 in three consecutive years for the first time since earning victories in seven straight Week 7 contests across the 1986-92 seasons.
- The win was the Redskins' 11th in games directly preceding a bye week since the NFL instituted byes in 1990.
- The Week 7 win was the culmination of the team's annual Alumni Homecoming celebration. Not including staff and coaches, players in attendance represented nearly 600 combined seasons of Redskins service, 98 combined Super Bowl appearances, 59 combined Super Bowl titles, 26 members of the 80 Greatest Redskins, 17 Redskins Ring of Famers and five Pro Football Hall of Famers.
- In Week 7, the Redskins won their third straight Alumni Homecoming contest, including a 30-24 win in overtime vs. San Diego in 2013 and a 19-17 win vs. Tennessee in 2014. All three games were decided in the final minute of regulation or in overtime.
- Head Coach **Jay Gruden** issued his first replay challenge of the season in the third quarter in Week 7, resulting in a 14-yard completion being overturned. It was the Redskins' first challenge since Week 14 of the 2014 season.
- In Week 10, the Redskins defeated the New Orleans Saints, 47-14, in front of an announced crowd of 75,086 people at FedExField.
- The Redskins' 47 points and 33-point margin of victory were the team's most in each category since recording 52 points in a 35-point win against the San Francisco 49ers on Oct. 23, 2005 (52-17).
- The win extended the Redskins' home winning streak to four games for the first time since 2012 (Weeks 11-17).
- With the defeat of New Orleans, the Redskins posted four wins in their first five home games in a season for the first time since 2005, when the Redskins sprinted out to a 4-0 mark in their first four home games en route to a 10-win season and a playoff berth.
- The Redskins pushed their all-time series record with the Saints to 17-8, including victories in four of their last five games against the Saints.
- Including a win vs. Tampa Bay in their previous home game in Week 7, the Redskins earned wins against consecutive NFC South opponents for the first time since defeating New Orleans and Tampa Bay in 2012.

- In Week 12, the Redskins defeated the New York Giants, 20-14, in front of an announced crowd of 77,367 people at FedExField. The win was the Redskins' fifth of the season, surpassing their full-season win total from 2014 (four).
- The Redskins extended their home winning streak to five games for the first time since 2004-05 seasons (Week 17 in 2004, Weeks 1-9 in 2005). The five-game regular season home winning streak was the team's first in a single season since winning their first six home games in Weeks 1-11 in the team's most recent Super Bowl title season in 1991.
- The Redskins solidified a 5-1 record through the first six home games of a season for the first time since 1992.
- The Redskins earned victories against consecutive NFC East opponents (Week 4 vs. Philadelphia, Week 12 vs. New York) for the first time since 2012.
- The Redskins held a 17-0 halftime lead against the Giants, marking the third time during the season the Redskins had held an opponent scoreless in the first half (Week 2 vs. St. Louis and Week 4 vs. Philadelphia). Before 2015, the last time the Redskins held opponents scoreless in the first halves of three games in a single season was during the team's 1991 Super Bowl-winning campaign.
- The win snapped a five-game losing streak against the Giants and earned the Redskins' first victory against the Giants since Dec. 3, 2012.
- The game was the 168th overall meeting between the Redskins and Giants. The Giants are the Redskins' most-played opponent.
- In Week 13, the Redskins and Cowboys met on *Monday Night Football* for the 17th time, tying Broncos/Raiders for the most-played matchup in *Monday Night Football* history.
- The game was the Redskins' 66th all-time appearance on Monday Night Football.
- In Week 14, the Redskins earned a 24-21 victory against the Chicago Bears in front of an announced crowd of 61,026 people at Soldier Field.
- The win snapped a nine-game road losing streak and marked the Redskins' first road victory since Week 8 of the 2014 season at Dallas.
- The Redskins pushed their all-time record against the Bears to 25-23-1, including postseason play. The Redskins hold a 21-20-1 all-time regular season advantage against Chicago and evened their all-time road record against the Bears at 11-11.
- The Redskins extended their current winning streak against the Bears to six games, the team's longest active streak against any opponent.





REDSKINS REGULAR SEASON IN REVIEW (CONTINUED)

- The Redskins have won seven of their last eight games in Chicago (including postseason play), dating back to 1987.
- In Week 15, the Redskins defeated the Buffalo Bills, 35-25, in front of an announced crowd of 80,124 people at FedExField.
- In Weeks 14-15, the Redskins earned victories in consecutive games for the first time since Weeks 7-8 of the 2014 season.
- The victory against the Bills was the Redskins' seventh win of the season, matching the team's combined win total from the 2013-14 seasons.
- The Redskins held a 21-point lead at halftime against the Bills, the team's largest halftime lead since holding a 25-point advantage at Dallas on Thanksgiving Day in 2012.
- The Redskins lost only six yards via penalty against Buffalo, the team's lowest charged penalty yardage total since Oct. 27, 2013 at Denver (five).
- The Week 15 win was the Redskins' first against an AFC opponent since Week 7 of the 2014 season vs. Tennessee.
- The victory was the Redskins' first against an AFC East opponent since Nov. 4, 2007 against the New York Jets, snapping an eight-game losing streak against AFC East opponents.
- The game was a rematch of the Redskins' 37-24 victory in Super Bowl XXVI, one of 19 Super Bowl rematches the NFL is celebrating as part of the league's season-long celebration leading up to Super Bowl 50.
- The Redskins snapped a six-game losing streak against the Bills, earning their first victory against Buffalo since Super Bowl XXVI. The victory evened the Redskins' all-time home record against the Bills at 3-3 and represented their first home win against Buffalo since 1990.
- In Week 16, the Redskins clinched the NFC East title with a 38-24 victory against the Philadelphia Eagles in front of an announced crowd of 69,596 people at Lincoln Financial Field.
- The victory was the Redskins' 600th in team history, including post-season play, making the Redskins the fifth NFL franchise to reach the 600-win mark (Bears, Packers, Giants and Steelers).
- The win was the Redskins' 84th all-time against the Eagles, including postseason play, their most against any opponent. The Redskins also pushed their all-time road record in Philadelphia to 41-38-2.
- The game marked the second straight season in which Redskins and Eagles faced one another on a Saturday night in Week 16. The Redskins earned a 27-24 victory against the Eagles on a Week 16 Saturday night at FedExField in 2014.



- Including a Week 16 Saturday win in 2014, the Redskins won consecutive Saturday games for the first time since winning three straight across the 2004-06 seasons (Week 15 in 2004, Week 16 and NFC Wild Card Round in 2005).
- The Redskins pushed their all-time Saturday record to 25-24, including postseason play, with the win in Philadelphia.
- The Redskins swept the season series with the Eagles for the first time since 2012 and for the fourth time since the turn of the century (2005, 2008 and 2012).
- With the sweep plus a Week 16 win in 2014, the Redskins defeated the Eagles in three consecutive games for the first time since winning four straight against Philadelphia across the 1985-87 seasons.
- The Redskins defeated the Dallas Cowboys, 34-23, in front of an announced crowd of 90,127 people at AT&T Stadium in Week 17.
- The Week 17 win gave the Redskins four consecutive wins for the first time since winning seven straight to close the 2012 season.
- With victories in their final three road contests, the Redskins won three consecutive road games for the first time since winning the final three road games of the 2012 season.

TEAM OFFENSE

- The Redskins exceeded 5,000 yards for the 11th straight season, adding to the longest streak in team history.
- The Redskins set a team record for completion percentage in a season (69.5), surpassing the previous mark of 66.5 set in 2014. The Redskins led the NFL in team completion percentage in a season for the 11th time in team history and the first time since 1970.
- The Redskins set a team record for completions, finishing the season with 386 to surpass the previous record of 364 set in 2014.
- The Redskins finished the season with a team passer rating of 102.0, one-tenth of a point shy of the team record of 102.1, set in 2012.
- Redskins passers finished the 2015 season with an interception percentage of 2.0 percent, the third-lowest in team history.
- A year after allowing 58 sacks, the Redskins held opponents to 27 sacks in 2015. The 31-sack turnaround was the largest in team history since the NFL began recognizing sacks as an official statistic in 1982, surpassing the 30-sack decrease between the 1998-99 seasons.
- The Redskins had three different players (Pierre Garçon, DeSean Jackson and Jordan Reed) record streaks of three consecutive games with a receiving touchdown in a single season for the first time since 1991 (Art Monk, Terry Orr and Ricky Sanders).
- In Week 1, the Redskins recorded 161 rushing yards on 37 attempts. Both, at the time, were the second-highest totals of the Jay Gruden era (42 carries for 191 yards vs. Jacksonville on Sept. 14, 2014).
- In Week 2, a week after rushing for 161 yards against the Dolphins, the Redskins gained 182 rushing yards against the St. Louis Rams, marking only the third time since 1950 that the Redskins have opened a season with consecutive 150-yard rushing games (1952 and 2012).
- The consecutive 150-yard rushing games were the team's first since Weeks 10-11 of the 2013 season.
- The Redskins held the ball for 37:44 against St. Louis one week after recording 37:54 of possession against the Dolphins in the season opener. In doing so, the Redskins held the ball for 37 minutes or more in consecutive games for the first time since Weeks 2-3 of the 1992 season.
- Between Matt Jones and Alfred Morris in Week 2, the Redskins had



REDSKINS REGULAR SEASON IN REVIEW (CONTINUED)

two players record at least 10 rushing attempts in a game for the first time since Dec. 1, 2013 vs. the New York Giants.

- With the back-to-back 100-yard rushing games by Morris and Jones in Weeks 1 and 2, the Redskins had two different players record 100-yard rushing efforts in consecutive games for the first time since Weeks 6-7 of the 2012 season (Robert Griffin III and Morris).

- Jones' 39-yard run and Morris' 35-yard rush on the Redskins' second drive in Week 2 marked the first time since the turn of the century that the team recorded two rushes of 35 yards or more on a single drive. The last time the Redskins recorded two rushes of 35 yards or more in a single game also came against the Rams (Dec. 4, 2005).

- In Week 3 at the New York Giants, the Redskins recorded their first two-point conversion since Nov. 17, 2013 at Philadelphia, a game in which the Redskins recorded two successful two-point conversions.

- In Week 4 against the Philadelphia Eagles, the Redskins' first three scoring drives lasted 13, 10 and 10 plays, respectively. Washington's nine-play scoring drive in the third quarter snapped a streak of eight consecutive scoring drives of 10 plays or more. Per the Elias Sports Bureau, the most recent NFL team to have eight consecutive scoring drives last 10 plays or more was the 2007 Indianapolis Colts (a streak of nine such drives).

- The Redskins rushed for 127 yards on 32 carries in the game. Thus, the Redskins eclipsed 125 rushing yards three times in a four-game span for the first time since Weeks 10-13 of the 2013 season.

- The Redskins recorded a 41:08-18:52 advantage in time of possession in Week 4. The Redskins' 41:08 time of possession was the longest by the team in a game in records available dating back to 1991, surpassing the 41:04 recorded in an overtime contest vs. the New York Giants on Nov. 23, 1997.

- In Week 6 at the New York Jets, the Redskins posted a positive turnover margin for a third consecutive game for the first time since doing so in four straight contests across Weeks 14-17 of the 2012 season.

- In Week 7, the Redskins recorded a season-high 27 first downs, the team's most since Sept. 14, 2014 vs. Jacksonville (32).

- From Weeks 3-9, the Redskins allowed one sack or fewer in six consecutive games in a single season since a seven-game streak across Weeks 4-11 of the 1996 season.

- In Week 10 vs. the New Orleans Saints, the Redskins gained 510 offensive yards on 59 plays, the team's highest yardage total since a 559-yard effort against the Atlanta Falcons on Nov. 10, 1991.

- In the game, the Redskins averaged 8.6 yards per play. The last time the Redskins averaged at least eight yards per play in a single game was Sept. 29, 1996 against the New York Jets (8.3).

- Against New Orleans, the Redskins eclipsed the 500-yard mark on offense for the first time since posting 511 yards of offense at Philadelphia in Week 3 of the 2014 season.

- The Redskins gained 209 rushing yards in the game, eclipsing the 200-yard mark for the first time since Nov. 3, 2013 vs. San Diego (209 yards, including overtime).

- The Redskins scored on eight of their 10 drives against the Saints. From the second quarter to the fourth quarter, the Redskins scored on six consecutive drives. According to the Elias Sports Bureau, prior to Week 10, the last time the Redskins had scored on six consecutive drives in a single game was on Dec. 30, 2001, a game also played against the New Orleans Saints.



- The Redskins opened the scoring in Week 10 with a 10-play, 96-yard touchdown drive. The scoring drive was the Redskins' longest since a 97-yard drive on Dec. 3, 2000 vs. the New York Giants.

- The Redskins gained 394 net yards against the Saints in the first half, the team's highest total since a 419-yard first half against the Denver Broncos in Super Bowl XXII on Jan. 31, 1988.

- The Redskins' 394 net yards in the first half vs. New Orleans were more than the team's full-game total in seven of its prior eight games.

- The Redskins' 272 net passing yards in the first half against the Saints were their highest total in records available dating back to 1991. The Redskins also rushed for 122 yards in the first half, their most since a 132-yard first half against St. Louis earlier in the season.

- The Redskins did not turn the ball over against New Orleans, marking Washington's first game without a turnover since Week 5 of the 2014 season vs. Seattle.

- With the touchdown passes to Jamison Crowder and Matt Jones in Week 10, the Redskins had two rookies record a touchdown reception in a single game for the first time since Nov. 15, 2010 (Darrel Young and Keiland Williams vs. Philadelphia).

- In Weeks 10 and 11, the Redskins recorded a 50-yard touchdown pass in consecutive games for the first time since a three-game stretch in Weeks 5-7 of the 2014 season (Matt Jones vs. NO, DeSean Jackson at CAR).

- In Week 11 at Carolina, with DeSean Jackson's 56-yard touchdown reception and Andre Roberts' 99-yard return touchdown, the Redskins recorded two total touchdowns of 50 or more yards in a single game for the first time since exactly three years earlier (Nov. 22, 2012) at Dallas.

- In Week 12 vs. the New York Giants, the Redskins posted multiple receptions of 45 yards or more in a single game for the first time since Week 17 vs. Dallas of the 2013 season.

- In Week 14 at Chicago, the Redskins opened the game with a 15-play, 80-yard scoring drive, culminating in a one-yard touchdown plunge by running back Alfred Morris. The 15-play drive was the Redskins' longest opening drive of the season.

- The 15-play drive was the Redskins' longest opening drive since a 16-play drive vs. San Diego on Nov. 3, 2013.



REDSKINS REGULAR SEASON IN REVIEW (CONTINUED)

- The Redskins gained seven first downs on their opening drive alone at Chicago. In their previous 12 games, the Redskins had only gained seven or more first downs in the entire first quarter once (eight vs. New Orleans).
- Washington's 11 first-quarter first downs against the Bears were the most by the team in an opening quarter in records available dating back to 1991.
- The Redskins scored a touchdown on both their opening drive of the game and their opening drive of the second half in Chicago, marking the first time the team had scored an opening-drive touchdown in both halves since Nov. 29, 2009 at Philadelphia.
- The Redskins gained a season-high 10 rushing first downs against the Bears, the team's most since Week 2 of the 2014 season vs. Jacksonville (12).
- In Weeks 14-15 against Chicago and Buffalo, the Redskins scored touchdowns on opening drives in consecutive games for the first time since Weeks 12-13 of the 2011 season.
- Against Buffalo, the Redskins opened the game with touchdowns on their first three drives of a game for the first time since Sept. 19, 1999 in a 50-21 win at the New York Giants, a span of 268 regular season games.
- The Redskins converted 7-of-11 third downs (63.6 percent) against the Bills, the team's best third down conversion percentage since Nov. 3, 2013 (70.6 percent vs. San Diego).
- In Week 16 at Philadelphia, the Redskins and Eagles combined for 38 passing first downs, the most combined passing first downs in a game in Redskins history.
- With 437 yards of offense in Week 17 at Dallas, the Redskins tied a team record by posting a third consecutive game with 400-plus yards of offense, matching three-game streaks in 1949, 1981-82, 1983 and 2013.
- The Redskins tied a team record in Dallas in Week 17 with 21 first-quarter points, set previously four times including most recently on Sept. 19, 1999 vs. the New York Giants.
- In Weeks 15-17, the Redskins scored 34 or more points in three consecutive games for the first time since doing so in a four-game span in Weeks 5-8 of the 1983 season.
- With zero turnovers in Weeks 16-17, the Redskins posted consecutive zero-turnover games for the first time since a three-game streak in Weeks 8-11 of the 2012 season.



- In Week 17, the Redskins improved their record in regular season finales against Dallas to 5-3 since the adoption of the 16-game schedule in 1978.
- With the Week 17 win at Dallas, the Redskins posted victories in North Texas in consecutive seasons for the first time since winning three straight road contests against Dallas from 1987-89.
- The Week 17 victory was the Redskins' first January regular season win since Week 17 of the 2005 season (Jan. 1, 2006 at Philadelphia), snapping a three-game losing streak in regular season games played in January.

TEAM DEFENSE

- In Week 2, the Redskins held the Rams to zero points in the first half. Prior to the performance, the last time the Redskins held an opponent scoreless in the first half also came against the Rams on Oct. 2, 2011 (led 14-0, won 17-10).
- The Redskins held the Rams to 2-of-12 on third down conversions in Week 2. The Redskins held opponents to 7-of-24 (29.2 percent) on third down attempts through Weeks 1-2, the team's best third down defensive percentage in a two-week span since Weeks 16-17 of the 2013 season (29.2).
- In Week 4 vs. Philadelphia, the Redskins held a second consecutive home opponent scoreless in the first half for the first time since Weeks 11 (vs. Lions) and Week 13 (vs. Giants) of the 1997 season, a span of 141 regular season home games.
- The Redskins recorded five sacks in Week 4, the team's most since its game at Dallas in Week 8 of 2014 (five).
- In Week 5, the Redskins held the Falcons to three points in the first half. In doing so, Washington held opponents to three or fewer first-half points three times in a four-game span for the first time since doing it in five straight games from Weeks 13-17 of the 2007 season.
- Against Atlanta, the Redskins intercepted multiple passes for the first time since Dec. 29, 2013 against the New York Giants.
- A Trenton Robinson interception against Atlanta marked the team's first interception on an opponent's opening drive since Week 10 of 2013 (Brandon Meriweather at Minnesota).
- With an opening drive fumble recovery in Week 6 at the New York Jets, the Redskins recorded takeaways on their opponents' first possession in consecutive regular season games for the first time since the final game of the 2012 season vs. Dallas and the opening game of the 2013 season vs. Philadelphia. It marked the first time the Redskins did so in consecutive games in a single season since Weeks 14-15 of the 2005 season (at Arizona and vs. Dallas).
- The Redskins recorded multiple takeaways for a third consecutive game for the first time since Weeks 15-17 of the 2013 season in Weeks 4-6.
- The Redskins forced three first-half takeaways against the Jets in Week 6, the Redskins' most first-half takeaways since Week 13 of the 2014 season at Indianapolis (three).
- The Redskins held opponents scoreless on opening drives in each of the first six games of the season, the team's first time doing so in six consecutive games since Weeks 6-12 of the 2008 season.
- With two takeaways at New England in Week 9, the Redskins posted at least one takeaway in five consecutive games in a single season for the first time since Weeks 12-17 of the 2013 season.
- With another fumble recovery in Week 9, the Redskins recorded a



REDSKINS REGULAR SEASON IN REVIEW (CONTINUED)

defensive fumble recovery in five consecutive games in a single season for the first time since Weeks 4-8 of the 2010 season.

- In Week 9, the Redskins recorded two first-quarter takeaways for the first time since Week 11 of the 2014 season vs. Tampa Bay. The takeaways also marked the first time an opponent had forced the Patriots into multiple turnovers in the opening quarter of a game since Nov. 24, 2013 vs. Denver (three).

- In Week 10 vs. New Orleans, the Redskins held Saints quarterback Drew Brees to 209 passing yards. Brees entered the game averaging an NFL-best 345.4 passing yards per game.

- The Redskins recorded two interceptions in Week 10, the team's second multiple-interception game of the season (Week 5 at Atlanta).

- With the two takeaways, the Redskins recorded multiple takeaways four times in a five-game span in a single season for the first time since Weeks 4-8 of the 2010 season.

- An intentional safety by the Panthers in the final minute of the Redskins' Week 11 game at Carolina gave the Redskins their first safety since Dec. 23, 2007 (at Minnesota).

- A Perry Riley, Jr. interception vs. the New York Giants in Week 12 marked the second time on the season the Redskins recorded an interception on an opponent's opening drive (Trenton Robinson, Week 5 at Atlanta).

- In Week 12 against the Giants, the Redskins recorded two first-quarter interceptions for the first time since Dec. 30, 2012 vs. Dallas. That game also marked the last time the Redskins had recorded interceptions on their opponent's first two possessions in a game (Richard Crawford and Josh Wilson).

- All three of Washington's takeaways in Week 12 came on interceptions of Giants quarterback Eli Manning. Prior to Week 12, Manning had been intercepted only six times through the Giants first 10 games of the season.

- With the performance, the Redskins registered their first three-interception game since Oct. 27, 2013 at Denver.

- The Redskins recorded takeaways on the Giants' first two possessions, marking the first time Washington took the ball away on an opponent's first two possessions since Nov. 30, 2014 at Indianapolis (Ryan Kerrigan fumble recovery and Ryan Clark interception).

- Week 12 marked the first game in which the Redskins allowed a 300-yard passer. They were the second-to-last team to allow a 300-yard passer in 2015 (Denver).

- The Redskins held the Giants to 33 rushing yards in Week 12, the fewest allowed by the Redskins in 2015. It was the fewest allowed by the Redskins against the Giants since holding them to 25 rushing yards on Nov. 13, 1983.

- The 33 rushing yards allowed in Week 12 were the fewest allowed by the Redskins against any opponent since holding the Indianapolis Colts to 33 yards on Dec. 22, 1990.

- The Redskins recorded three takeaways, all fumbles, in Week 13 vs. Dallas. It marked the second time in 2015 the Redskins recorded three takeaways in consecutive games (Weeks 5-6).

- The Redskins recovered three opponent fumbles in a single game for the fourth time since the turn of the century and for the first time since Oct. 17, 2010 vs. Indianapolis.

- The Redskins held the Cowboys to 1-of-9 on third down conversions. The single third down conversion allowed was the fewest allowed by the Redskins on the year and their fewest allowed since Sept. 11, 2011 vs. the New York Giants (one).



- The Redskins forced and recovered a fumble on the Cowboys' first offensive possession. Including an opening-drive interception against the Giants a week earlier, the Redskins recorded opening-drive takeaways in consecutive games for the second time this season (Weeks 5-6).

- The Redskins' Week 15 contest against Buffalo marked the fourth time the Redskins held an opponent scoreless in the first half in 2015, the team's most first-half shutouts in a single season since 1991 (five).

- The Redskins recorded five sacks against Buffalo, the team's most since Week 4 vs. Philadelphia.

- With another five-sack performance at Philadelphia in Week 16, the Redskins recorded back-to-back five-sack games for the first time since Weeks 13-14 of the 1999 season.

- The Redskins recorded four sacks in Week 17 at Dallas, posting four or more sacks for a third consecutive game for the first time since Weeks 5-7 of the 1992 season.

TEAM SPECIAL TEAMS

- Sixty different players logged at least one special teams snap for the Redskins in 2015, eighth-most in the NFL.

- The Redskins allowed only 20.1 yards per kickoff return in 2015, the fourth-best average in the NFL. The Redskins finished in the Top 5 for the first time since 2011 when the team was completing a stretch of six straight Top 5 seasons in kickoff coverage from 2006-11.

- The Redskins tied a team record with two kickoff return touchdowns in a single season for the fourth time in team history (2005, 1947, 1942).

- The Redskins had two different players record kickoff returns for a touchdown in a single season for the third time in franchise history, joining the 1942 (Andy Farkas and Ray Hare) and 2005 (Ladell Betts and Antonio Brown) squads.

- The Redskins were the only team in the NFL in 2015 to have multiple players record a kickoff return for touchdown (Andre Roberts and Rashad Ross).

- The Redskins became the first NFL team this season to record multiple kickoff returns for touchdowns in 2015.

- In Week 3 at the New York Giants, with a 101-yard kickoff return touchdown by Rashad Ross, the Redskins scored their first kickoff return touchdown since Oct. 31, 2010 (Brandon Banks, 96 yards at Detroit).





REDSKINS REGULAR SEASON IN REVIEW (CONTINUED)

- In Week 4 vs. Philadelphia, Eagles kicker Caleb Sturgis missed an extra point, the first extra point missed by a Redskins opponent since Week 14 of the 2014 season (St. Louis' Greg Zuerlein).
- In Week 5 at Atlanta, Falcons kicker Matt Bryant missed field goal attempts of 38 yards and 48 yards, marking the third time that a Redskins' opponent has missed multiple field goals in a game in the Jay Gruden era.
- In Week 7 vs. Tampa Bay, the Redskins helped jumpstart the largest comeback in team history (24 points) by recording their first successful onside kick since Nov. 4, 2007 at the New York Jets (Shaun Suisham, recovered by Rock Cartwright).
- The onside kick against Tampa Bay in Week 7 was the first successful onside kick in the NFL in 2015. NFL teams entered Week 7 with an 0-for-24 record on onside kick attempts.
- By the conclusion of Week 7, the Redskins had recorded a kickoff return touchdown, a blocked punt (recovered for a touchdown) and a successful onside kick attempt. According to the Elias Sports Bureau, the last season in which the Redskins had a return touchdown of any kind, blocked a punt and recovered their own onside kick in the same year was 1983.
- The Redskins' 99-yard kickoff return for touchdown against the Carolina Panthers in Week 11 was the first against the Panthers by any opponent since Oct. 18, 2009, a span of 101 regular season games. It also marked the Redskins' first special teams return touchdown (kickoff or punt) against the Panthers since Carolina's inception in 1995.
- The 99-yard kickoff return touchdown was half of the Redskins' two touchdowns of 50-plus yards in Week 11 at Carolina, the first time the team had two 50-plus-yard scores in a single game since exactly three years earlier (Nov. 22, 2012) at Dallas.

INDIVIDUAL OFFENSE

- Tight end **Derek Carrier** appeared in a career-high 12 games, starting all 12, after being traded to the team during the preseason. He posted career highs in receptions (17), receiving yards (141) and receiving touchdowns (1) before being placed on the Reserve/Injured list in Week 15.
- In Week 1 vs. Miami, **Carrier** recorded his first reception as a member of the Redskins, a nine-yard pass from Kirk Cousins.
- In Week 5 at Atlanta, **Carrier** in the second quarter recorded the first touchdown reception of his career on a seven-yard pass from Cousins.
- **Carrier** posted career highs in receptions (four) and receiving yards (39) in Week 6 at the New York Jets.
- Quarterback **Kirk Cousins** completed 379-of-543 passes (69.8 percent) for 4,166 yards with 29 touchdowns and 11 interceptions for a passer rating of 101.6 in the 2015 regular season.
- **Cousins** set single-season team records for attempts (543), completions (379), passing yards (4,166) and 300-yard passing games (seven).
- **Cousins**' 29 passing touchdowns tied Joe Theismann (29 in 1983) for the second-most in a season in team history.
- **Cousins** became the 12th Redskins quarterback to start all 16 games in a season since the NFL adopted the 16-game schedule in 1978. Cousins became the first Redskins quarterback to do so since 2009 (Jason Campbell).
- **Cousins** finished the 2015 season with a 69.8 completion percentage, the second-highest figure in team history, trailing Pro Football Hall of Famer Sammy Baugh (70.3 in 1945). It marks the eighth-best single-season percentage in NFL history among qualified passers.

- **Cousins** became the first Redskins quarterback to lead the NFL in completion percentage since Sonny Jurgensen in 1970.
- **Cousins** completed 74.7 percent of his pass attempts in home games, the highest home completion percentage in a season in NFL history, surpassing Jim Harbaugh's 74.3 percent with the Indianapolis Colts in 1997.
- **Cousins** twice earned NFC Offensive Player of the Week honors (Weeks 7 and 10), joining Art Monk (1991), Brad Johnson (1999), Santana Moss (2005) and Robert Griffin III (2012) as the only members of the Redskins to earn two NFC Offensive Player of the Week honors in a single season since the award was instituted in 1984.
- **Cousins** became the first player in team history to throw a touchdown in all 16 games in a season since the adoption of the 16-game schedule in 1978.
- **Cousins** was one of only two NFL quarterbacks to throw a touchdown pass in all 16 regular season games in 2015 (Russell Wilson).
- **Cousins**' 101.6 single-season passer rating in 2015 ranked third in team history among qualified passers, trailing Sammy Baugh (109.9 in 1945) and Robert Griffin III (102.4 in 2012).
- **Cousins** scored a team- and career-high five rushing touchdowns in 2015, the second-most by a quarterback in a single season in team history.
- In Week 1 vs. Miami, **Cousins** made his first start since Week 7 of the 2014 season.
- **Cousins** reached the 20 career touchdown mark in Week 2 vs. St. Louis when he connected with Pierre Garçon.
- In Week 3 at the New York Giants, **Cousins** matched his career high in passing attempts (49) and his then-career-high in completions (30), gaining 316 yards.
- The 300-yard passing game in Week 3 was **Cousins**' first since Week 6 of the 2014 season at Arizona.
- In Week 4 vs. Philadelphia, **Cousins** recorded a then-career-high 31 completions on 46 attempts for 290 yards with one touchdown and no interceptions. His 31 completions were the most by a Redskins quarterback in a single game against Philadelphia in the 161-game history of the Redskins-Eagles rivalry. He would later match the mark in the 162nd installment in Week 16.





REDSKINS REGULAR SEASON IN REVIEW (CONTINUED)

- In the Week 4 win against Philadelphia, **Cousins** engineered a 15-play, 90-yard touchdown drive in 5:39 to complete his first fourth-quarter come-from-behind victory as a starter. It marked the second time in his career he contributed to a come-from-behind victory in the fourth quarter, joining his contributions as a reserve vs. Baltimore on Dec. 9, 2012.

- In the game, **Cousins** became the 17th quarterback in team history to throw for 4,000 career yards with the Redskins.

- **Cousins'** Week 4 performance (46 att., 0 INT) marked the sixth time since 1950 that a Redskins quarterback has thrown zero interceptions on at least 45 pass attempts. He would accomplish the feat again at Philadelphia in Week 16.

- **Cousins** recorded his first career rushing touchdown in Week 4 on a one-yard run in the second quarter. It marked the second time Cousins had recorded points as a rusher in his career, as he previously rushed for a two-point conversion vs. Baltimore in 2012.

- **Cousins'** Week 4 rushing touchdown was the first rushing touchdown surrendered by the Eagles in 2015, a span of 14 quarters of play.

- **Cousins'** nine-yard touchdown pass to Derek Carrier in Week 5 at Atlanta marked his first passing touchdown from a distance other than four yards in 2015, as he threw one four-yard touchdown in each of the team's first four games.

- In Week 6 at the New York Jets, **Cousins** passed Doug Williams (4,350, now 16th) in career passing yards in team history.

- **Cousins** earned NFC Offensive Player of the Week honors in Week 7 after completing 33-of-40 passes for 317 yards with three touchdowns and no interceptions vs. Tampa Bay. He also rushed three times for 15 yards including a rushing touchdown en route to the largest comeback victory in team history (24 points).

- **Cousins'** career-high 33 completions tied Jason Campbell's franchise record, set previously on Nov. 18, 2007 against the Dallas Cowboys.

- In the win vs. Tampa Bay, **Cousins** posted what was then the sixth game of 300 passing yards, three passing touchdowns and no interceptions by a Redskins quarterback in a win since the 1970 merger, joining Brad Johnson (Week 4 in 1999), Mark Rypien (Week 11 in 1990 and Week 11 in 1991) and Joe Theismann (Week 1 in 1982 and Week 5 in 1983).

- **Cousins** became the first Redskins quarterback to complete more than 80 percent of his passes with at least 300 passing yards, three touchdowns and no interceptions in a game and the first NFL quarterback to do so in 2015.

- **Cousins'** Week 7 performance tied his then-career high with three passing touchdowns. It was his first game of the season with multiple passing touchdowns and his first three-touchdown game since Week 3 of the 2014 season at Philadelphia.

- Against Tampa Bay, **Cousins** became the first Redskins quarterback to record at least three passing touchdowns and at least one rushing touchdown in a single game since Trent Green on Nov. 22, 1998.

- With the 24-point comeback against the Buccaneers, **Cousins** became the first Redskins quarterback to engineer multiple fourth-quarter comebacks in a single season since Robert Griffin III (three in 2012).

- During the contest, **Cousins** became the 17th quarterback in Redskins history to throw 25 touchdowns, hitting Ryan Grant for a three-yard touchdown to reach the milestone.

- **Cousins** completed 20-of-25 passes for 324 yards with a career-high four touchdowns and no interceptions for a perfect passer rating of 158.3 in Week 10 vs. New Orleans. He earned his second NFC Offensive Player of the Week honors of the season for the performance.



- With the effort against New Orleans, **Cousins** became the first NFL quarterback to record a 158.3 rating with a completion percentage of 80.0 or better, 300-plus passing yards and at least four touchdown passes and no interceptions since Tom Brady on Oct. 21, 2007.

- **Cousins'** perfect passer rating (158.3) in Week 10 was the Redskins' first perfect passer rating among quarterbacks with at least 20 attempts in records available dating back to 1950. He posted the first perfect passer rating (158.3) of any NFL quarterback in 2015 with a minimum of 20 attempts.

- **Cousins** opened the game against New Orleans 10-for-10 for 127 yards prior to his first incompleting of the game in the second quarter. He completed 17-of-20 passes for 295 yards and three touchdowns in the first half for a perfect passer rating of 158.3. The Redskins have had a quarterback record a perfect first-half passer rating in each of their last two meetings with the Saints (Robert Griffin III, Week 1 in 2012).

- In Week 10, **Cousins** became the first Redskins quarterback to throw three first-half touchdown passes since Robert Griffin III on Nov. 7, 2013 at Minnesota. He was the first Redskins quarterback to throw four touchdowns in a game since Griffin on Thanksgiving Day in 2012 against the Dallas Cowboys.

- **Cousins'** 295 first-half passing yards in Week 10 were the most by a Redskins quarterback in the opening two quarters of a game in records available dating back to 1991.

- With the Week 10 performance, **Cousins** surpassed 5,000 career passing yards, becoming the 15th Redskins quarterback to throw for 5,000 yards with the team all-time.

- With his second touchdown of the day in Week 10, **Cousins** became the 16th quarterback in franchise history to record 30 touchdown passes with the Redskins.

- **Cousins'** 300-yard passing day in Week 10 was his third 300-yard passing game of the season, surpassing his previous single-season career



REDSKINS REGULAR SEASON IN REVIEW (CONTINUED)

highs of two, set previously in both the 2013 and 2014 seasons.

- In Week 10, **Cousins** became the first Redskins quarterback to pass for at least 300 yards and post a passer rating of at least 150 in a game since Pro Football Hall of Famer Sammy Baugh on Oct. 31, 1948.

- A 78-yard touchdown pass from **Cousins** to Matt Jones in Week 10 was the longest passing touchdown by the Redskins since Cousins' 81-yard touchdown pass to DeSean Jackson in Week 3 at Philadelphia in 2014.

- **Cousins** helped guide the Redskins to a five-game home winning streak from Weeks 2-12. During the home winning streak, Cousins completed 127-of-167 passes (76.0 percent) for 1,436 yards with 10 touchdowns and zero interceptions for a passer rating of 121.2.

- With 300-yard performances at home vs. Tampa Bay in Week 7, vs. New Orleans in Week 10, and vs. the New York Giants in Week 12, **Cousins** became the first Redskins quarterback since at least 1960 to record 300-yard passing performances in three consecutive home games.

- **Cousins** became the 14th quarterback to record 500 career completions with the Redskins in Week 12 vs. the Giants.

- **Cousins** surpassed 3,000 passing yards this season on his final throw in Week 13 vs. Dallas, marking the 22nd 3,000-yard passing season in team history.

- In Week 14 at Chicago, **Cousins** completed 24-of-31 passes for 300 yards with one touchdown and one interception, finishing the game with a passer rating of 104.2. Cousins also tied a career high with four rushing attempts, gaining 13 yards with a rushing touchdown.

- The performance in Chicago allowed **Cousins** to record a passer rating of 100.0 or better in three consecutive games (Week 12-14) for the first time in his career.

- In Chicago, **Cousins** (554) moved past then-No. 12 Norm Snead (531), then-No. 11 Eddie LeBaron (529), then-No. 10 Mark Brunell (542) and then-No. 9 Brad Johnson (544) on the team's career completions list.

- **Cousins** exceeded the 300-completion mark for the season in Chicago, the fourth 300-completion season in team history, joining Jason Campbell (315 in 2008 and 327 in 2009) and Brad Johnson (316 in 1999).

- **Cousins** completed 22-of-28 passes for 319 yards and tied his career high with four passing touchdowns in Week 15 vs. Buffalo. He also added a 13-yard rushing touchdown.



- With his four passing touchdowns against Buffalo, **Cousins** eclipsed the 20-touchdown mark on the season, the 22nd season with 20 passing touchdowns by a Redskins quarterback in team history.

- The 300-yard passing game was **Cousins'** sixth of the season, breaking the Redskins' previous team record of five (Sonny Jurgensen in 1967, Jay Schroeder in 1986, Mark Rypien in 1989). He also temporarily tied Rypien (10) for third-most 300-yard games in team history.

- With his 14th completion of Week 15 – an eight-yard gain to running back Matt Jones – **Cousins** broke the Redskins' franchise record for pass completions in a single season (327, Jason Campbell in 2009).

- In Week 15, **Cousins** extended his career-long streak of games with a touchdown pass to 14, becoming the first Redskins quarterback to open a season with a touchdown in 14 consecutive games since Pro Football Hall of Famer Sonny Jurgensen did so in a 14-game season in 1967.

- Against Buffalo, **Cousins** became only the fourth Redskins quarterback since 1950 to record at least four passing touchdowns and a rushing touchdown in a single game, joining Trent Green (Nov. 22, 1998 vs. Arizona), Mark Rypien (Nov. 10, 1991 vs. Atlanta) and Norm Snead (Oct. 28, 1962 at the New York Giants).

- With four passing touchdowns in Week 15, **Cousins** temporarily tied Robert Griffin III for the 10th-most career passing touchdowns in team history. He surpassed then-No. 12 Mark Brunell (38) and then-No. 11 Jay Schroeder (39) during the contest, becoming the 11th player in team history to record 40 career passing touchdowns.

- Against the Bills, **Cousins** became the third Redskins quarterback since the 1970 merger to record multiple games with four passing touchdowns in a single season (Rypien in 1989 and Griffin in 2012).

- Week 15 marked **Cousins'** fourth consecutive games with a passer rating of 100.0 or better, the longest streak of his career. He was the third Redskins quarterback since 1960 to post a streak of four or more games with a 100.0-plus passer rating (Griffin, five in 2012; Rypien, four in 1988).

- **Cousins** registered a passer rating of 100.0 or better in four consecutive home games across Weeks 10-15, the longest such streak by a Redskins quarterback (min. 15 attempts in each game) since at least 1960.

- Week 15 marked the first day in NFL history two quarterbacks (**Cousins** and Minnesota's Teddy Bridgewater) each completed at least 75 percent of their passes with four touchdowns and no interceptions and rushed for a touchdown in a single game.

- **Cousins** scored his fifth rushing touchdown of the season on a season-long 13-yard run in the second quarter in Week 15. With the rushing touchdown, he broke a tie with Eddie LeBaron (four in 1955) and Joe Theismann (four in 1979) to take sole possession of second-most rushing touchdowns in a single season by a Redskins quarterback in team history.

- **Cousins** rushed for touchdowns in consecutive games in Weeks 14-15 for the first time in his career. He was the first Redskins quarterback with a rushing touchdown in consecutive games since Robert Griffin III accomplished the feat in three straight contests in Weeks 2-4 of the 2012 season.

- **Cousins** finished the regular season home slate in Week 15 having thrown 232 consecutive pass attempts at home without an interception dating back to Week 1 vs. Miami, the longest such home streak in team history according to the Elias Sports Bureau.

- In eight home games in 2015, **Cousins** completed 192-of-257 passes (74.7 percent) for 2,170 yards with 16 touchdowns and two interceptions for a passer rating of 117.0.



REDSKINS REGULAR SEASON IN REVIEW (CONTINUED)

- **Cousins'** 74.7 percent completion percentage in games at FedExField marked the highest completion percentage in home games in a single season in NFL history (min 100 attempts).

- **Cousins'** 117.0 passer rating in home games in 2015 was the best by a Redskins quarterback since at least 1950, surpassing the 111.8 mark set by Jurgensen in 1970.

- In a division-clinching win at Philadelphia in Week 16, **Cousins** completed 31-of-46 passes for 365 yards with four touchdowns and zero interceptions. He finished the game with a passer rating of 120.3.

- **Cousins** extended his career-long streak of games with a touchdown pass to 15 in Philadelphia, becoming the first Redskins quarterback to open a season with a touchdown in 15 consecutive games since the NFL instituted the 16-game schedule in 1978.

- With his first touchdown at Philadelphia, **Cousins** temporarily tied Joe Theismann (15 in 1984-85) for the second-longest streak of consecutive games with a touchdown pass in team history.

- **Cousins'** fourth touchdown of Week 16 pushed his passing touchdowns total to 26, passing Sammy Baugh (25 in 1947) at the time for fifth-most in a single season in team history.

- The four-touchdown game in Week 16 was **Cousins'** third four-touchdown game of the season, tying Pro Football Hall of Famer Sonny Jurgensen (three in 1964 and 1967) for the most in single season by a Redskins quarterback since 1960.

- **Cousins'** 11th career 300-yard passing game in Philadelphia passed Mark Rypien (10) for sole possession of third-most 300-yard games in team history.

- **Cousins'** 31-completion effort in Philadelphia added to his team record for 30-completion games in a single season (four).

- In Weeks 15-16, **Cousins** became the first Redskins quarterback to throw four passing touchdowns in consecutive games since Weeks 10-11 of the 2012 season (Robert Griffin III).

- In Week 17 at Dallas, **Cousins** completed 12-of-15 passes for 176 yards with three touchdowns and no interceptions for a passer rating of 155.1 prior to exiting the game in the second quarter.

- With the performance in Week 17, **Cousins** (4,166) broke Jay Schroeder's team record for passing yards in a single season (4,109 in 1986). He broke the record on a 28-yard pass to wide receiver Jamison Crowder in the second quarter. Cousins posted the third 4,000-yard passing season in team history, joining Schroeder (1986) and Brad Johnson (1999).

- In Week 17, **Cousins** extended his streak of games with a touchdown pass to 16, passing Joe Theismann (15 in 1982-83) for sole possession of the second-longest streak in team history.

- **Cousins'** third and final touchdown pass in Week 17 was his 29th of the season, tying him with Joe Theismann for second-most in a season in team history (29 in 1983).

- With the three Week 17 touchdown passes, Cousins (47) passed Norm Snead (46) for ninth-most career touchdown passes in team history.

- According to the Elias Sports Bureau, **Cousins** became the first player in team history to throw three touchdowns in the first quarter of a game after completing the feat in Week 17 at Dallas.

- In Week 17, **Cousins** recorded his sixth consecutive game with a passer rating of 100.0 or better, the longest streak by a Redskins quarterback in records available back to 1960.

- Wide receiver **Jamison Crowder** made his NFL debut in Week 1 vs. Miami and finished his rookie season with 59 receptions, passing Art Monk (58 in 1980) for the most by a rookie in team history. It was the



second-most by a member of the Redskins in his first NFL season, trailing Gary Clark (72 in 1985).

- **Crowder** finished third in receptions among NFL rookies in 2015, trailing Oakland's Amari Cooper and Cleveland's Duke Johnson, Jr.

- **Crowder** recorded then-career highs in receptions (six) and receiving yards (45) and scored the first points of his career on a two-point conversion in Week 3 at the New York Giants.

- In Week 4 vs. Philadelphia, **Crowder** posted then-career highs in receptions (seven) and receiving yards (65). He became the first Redskins rookie to lead the team in receiving yards in a game since tight end Jordan Reed in Week 8 of the 2013 season.

- In Week 5 at Atlanta, **Crowder** earned his first career start as the Redskins opened the game in a three-receiver set. He recorded career highs in receptions (eight) and receiving yards (87) for a third consecutive game.

- In Week 10 vs. New Orleans, **Crowder** recorded his first career touchdown reception on an 11-yard pass from Kirk Cousins.

- In Week 16 at Philadelphia, **Crowder** moved past Pro Football Hall of Famer Charley Taylor (53 in 1964) for third-most receptions by a Redskins rookie.

- **Crowder** recorded his second two-point conversion of the season at Philadelphia in Week 16, tying Darnerien McCants (two in 2003) for the most in a single season in team history.

- **Crowder** caught five passes for a career-high 109 receiving yards, his first career 100-yard receiving game, in a Week 17 win at Dallas.

- **Crowder** recorded his second receiving touchdown of the season in the first quarter in Week 17, becoming the first Redskins rookie wide receiver with multiple receiving touchdowns in a season since Rod Gardner in 2001.

- **Crowder** recorded a career-long 44-yard reception in Week 17.

- Wide receiver **Pierre Garçon** appeared in all 16 games for Washington for a third consecutive season. He finished the year with 72 receptions for 777 yards and tied his career high with six receiving touchdowns.

- **Garçon** recorded a team-high 74 receiving yards on six receptions in Week 1 vs. Miami.

- **Garçon** recorded his first touchdown reception of the season – the 29th of his career – on a four-yard pass from Cousins vs. St. Louis in Week 2. The touchdown reception was Garçon's first since Oct. 19, 2014 vs. Tennessee.



REDSKINS REGULAR SEASON IN REVIEW (CONTINUED)

- In Week 4, **Pierre Garçon** finished the game with a season-high seven receptions for 55 yards and the game-winning touchdown in the final minute against Philadelphia.
- The Week 4 touchdown reception was the 30th of **Garçon's** career, making him the 40th active player to reach 30 career receiving touchdowns.
- In Week 6 at the New York Jets, with his first reception of the game, **Garçon** exceeded 3,000 receiving yards for his tenure with the Redskins, becoming the 13th player in team history to record 3,000 receiving yards with the franchise.
- With a 36-yard reception in the third quarter at New England in Week 9, **Garçon** moved past then-No. 12 Roy Jefferson (3,119) on the team's receiving yardage list.
- In Week 12 vs. the New York Giants, **Garçon** recorded his 273rd all-time reception as a member of the Redskins, moving him past Hugh Taylor (272) into the Top 10 in career receptions in team history.
- In Week 13 vs. Dallas, **Garçon** recorded five receptions for 54 yards, surpassing Michael Westbrook (277) for ninth on the Redskins' all-time receptions list.
- **Garçon** posted a season high in receiving yards (80) and tied his season high in receptions (seven) in Week 16 at Philadelphia. He caught a 13-yard touchdown pass from Cousins in the fourth quarter.
- Weeks 15-16 marked the first time **Garçon** registered receiving touchdowns in consecutive games since Weeks 6-7 of the 2014 season.
- **Garçon** recorded a 39-yard touchdown reception in Week 17 at Dallas. The touchdown was his sixth of the season, tying his career high set in 2010 and 2011.
- In Weeks 15-17, **Garçon** recorded a receiving touchdown in three consecutive games for the first time since Weeks 12-14 of the 2012 season.
- Wide receiver **Ryan Grant** posted career highs with 23 receptions for 268 yards with two touchdowns in 2015.
- **Grant** caught the first touchdown of his career in the midst of the team's 24-point comeback win in Week 7 vs. Tampa Bay.
- **Grant** recorded his second touchdown reception of the season and of his career on a five-yard catch in Week 17 at Dallas.
- Wide receiver **DeSean Jackson** recorded 30 receptions for 528 yards with four receiving touchdowns despite missing the majority of the first eight weeks of the season.



- During the season, **Jackson** became the 30th active player to reach 40 career touchdown receptions.
- **Jackson** recorded his 100th career regular season start in Week 1 vs. Miami.
- In Week 10 vs. New Orleans, **Jackson** recorded a 42-yard reception on the team's first offensive possession. It was Jackson's first reception of 40 yards or more in 2015 and his league-leading 49th since entering the NFL in 2008.
- **Jackson** led the Redskins in receiving yards in Week 11 at Carolina, gaining 87 yards on five receptions including his first receiving touchdown of the year.
- In Week 12 vs. the New York Giants, **Jackson** caught a 63-yard touchdown pass from Cousins. With the touchdown, Jackson (23) moved past Joey Galloway (22) into sole possession of fifth-most total touchdowns of 50 yards or more since the 1970 merger.
- The touchdown was **Jackson's** 19th career total touchdown of 60 yards or more, tying him temporarily with Lance Alworth for fourth-most all-time.
- **Jackson** recorded a touchdown of 50 yards or more in consecutive games in Weeks 11-12 for the first time since Weeks 5-6 in 2014.
- **Jackson** led the Redskins in receptions (six) and receiving yards (80), both game highs, with a touchdown in Week 13 vs. Dallas.
- **Jackson** scored a receiving touchdown in three consecutive games in Weeks 10-13 for the first time since Weeks 14-16 of the 2009 season. Jackson also had touchdowns in three consecutive games played with the Philadelphia Eagles during the 2010 season but missed one of the team's games during the stretch.
- In Week 15 vs. Buffalo, **Jackson** gained a season-high 153 receiving yards on six receptions with a touchdown.
- The 100-yard receiving game in Week 15 was Jackson's first of the season and the 27th of his career.
- **Jackson's** 77-yard touchdown against Buffalo was his 20th career total touchdown of 60 yards or longer, tying Pro Football Hall of Famer Bobby Mitchell for third-most in NFL history.
- The 77-yard Week 15 touchdown was **Jackson's** 33rd career reception of 50 yards or more, the most by any NFL player since Jackson entered the league in 2008.
- The 77-yard reception was **Jackson's** longest of the season and his first since an 81-yard touchdown at Philadelphia in Week 2 of the 2014 season.
- Running back **Matt Jones** made his NFL debut in Week 1 vs. Miami and finished his rookie season with 490 rushing yards on 144 carries with three rushing touchdowns and 304 receiving yards on 19 receptions with one receiving touchdown.
- In Week 2 vs. St. Louis, **Jones** recorded career highs in rushing attempts (19), rushing yards (123) and rushing touchdowns (two). With his 123 yards on the ground, Jones became the youngest member of the Redskins since the 1970 merger to record a 100-yard rushing game.
- **Jones** opened the scoring in Week 2 with a 39-yard touchdown run on his first carry of the game. The rushing touchdown was the first of his career.
- **Jones'** 39-yarder in Week 2 was the Redskins' longest rush since Alfred Morris' 45-yard touchdown run at Dallas in Week 6 of the 2013 season, a span of 30 games.
- **Jones'** 39-yard touchdown in Week 2 was the longest rushing touchdown by a Redskins rookie since a 76-yard touchdown run by Robert Griffin III vs. Minnesota on Oct. 14, 2012.



REDSKINS REGULAR SEASON IN REVIEW (CONTINUED)



- In Week 10 vs. New Orleans, **Jones** recorded a team-high and career-high 131 receiving yards on three receptions. He became the first Redskins running back to record a 100-yard receiving day since Nov. 6, 2011 (Roy Helu, 105 yards vs. San Francisco).
- **Jones'** 131 receiving yards in Week 10 were the most by a Redskins running back since Dec. 16, 1962 (Dick James, 140 yards).
- **Jones** recorded his first career receiving touchdown in Week 10, scoring on a career-long 78-yard touchdown reception.
- **Jones'** 78-yard receiving touchdown in Week 10 marked the longest by a Redskins running back since Larry Brown on Nov. 5, 1972 against the New York Jets (89 yards).
- In Week 12 vs. the New York Giants, **Jones** recorded a 45-yard reception in the second quarter. Jones became the first Redskins running back since at least 1994 to record a reception of 45 yards or more in multiple games in a single season.
- Rookie guard **Arie Kouandjio** made his NFL debut in Week 4 vs. Philadelphia.
- Center **Josh LeRibeus** posted career highs in games played (16) and games started (11).
- Guard **Spencer Long** recorded career highs in games played (13) and games started (13).
- Quarterback **Colt McCoy** recorded a 71-yard touchdown pass in Week 17 at Dallas, the longest pass completion of his career.
- Running back **Alfred Morris** led the Redskins in rushing attempts (202) and rushing yards (751) for a fourth straight season.
- **Morris** became the first member of the Redskins to lead the team in rushing yardage in four consecutive seasons since Stephen Davis from 1999-2002.
- In Week 1, **Morris** gained a game- and season-high 121 rushing yards on 25 carries.
- The 100-yard rushing game in Week 1 was **Morris'** 12th of his career, tying Earnest Byner, Terry Allen and George Rogers for fifth-most in franchise history.
- In Week 1, **Morris** became the sixth player in franchise history to reach 4,000 career rushing yards as a member of the Redskins, joining John Riggins, Clinton Portis, Larry Brown, Stephen Davis and Terry Allen.
- In Week 2 vs. St. Louis, **Morris** contributed 59 rushing yards on 18 carries. During the game, he surpassed Terry Allen (4,086) for fifth-most

rushing yards in Redskins history.

- **Morris** recorded a 35-yard rush in Week 2, his longest carry since a 37-yard gain in Week 15 of the 2013 season at Atlanta.
- In Week 10 vs. New Orleans, **Morris** gained a team-high 92 rushing yards on 15 carries. His 92 yards were his most in a game since posting 121 rushing yards in Week 1.
- **Morris** recorded 78 rushing yards on 23 carries vs. the New York Giants in Week 12. With the effort, he moved past Earnest Byner (990) for sixth-most rushing attempts in team history.
- In the second half in Week 10, **Morris** surpassed 1,000 career rushing attempts, becoming only the sixth player to record 1,000 carries with the Redskins (John Riggins, Clinton Portis, Larry Brown, Stephen Davis and Terry Allen).
- In Week 14 at Chicago, **Morris** scored his first touchdown of the season and the 29th of his career on the Redskins opening drive.
- In Week 15 vs. Buffalo, **Morris** recorded a career-long 48-yard run in the second quarter. His previous career long came in Week 6 of the 2013 season at Dallas (45 yards).
- In Week 16 vs. Philadelphia, **Morris** led the Redskins with 49 rushing yards on 17 attempts, moving past Terry Allen (1,043) for fifth-most career rushing attempts in Redskins history.
- **Morris** led the Redskins with 100 rushing yards on 19 carries in Week 17 at Dallas.
- The 100-yard rushing game in Week 17 was the 13th of **Morris'** career, pushing him past Earnest Byner, Terry Allen and George Rogers for sole possession of fifth-most in team history.
- Tackle **Morgan Moses** started all 16 games, a career-high.
- Tight end **Jordan Reed** finished the 2015 season with 87 receptions for 952 yards (both team records for a tight end) with 11 receiving touchdowns.
- **Reed** led all Redskins players in receptions, receiving yards and receiving touchdowns this season, becoming the first Redskins tight end to lead the team in all three categories since Jean Fugett in 1977.
- **Reed** is the first tight end to lead the Redskins in receptions in a season since 2008 (Cooley), the first tight end to lead the team in receiving yards in a season since 1977 (Fugett), and the first tight end to lead the team in receiving touchdowns in a season since 2009 (Fred Davis).
- **Reed** finished second among NFL tight ends in receptions, fifth in receiving yards and tied for second in touchdowns.
- **Reed** posted a team-high seven receptions for 63 yards with a touchdown in Week 1 vs. Miami.
- **Reed** recorded six receptions for a team-high 83 yards in Week 2 vs. St. Louis. He registered a 29-yard reception in the fourth quarter, his longest catch since a 30-yard reception on Nov. 30, 2014 at Indianapolis.
- **Reed** led the Redskins with 96 receiving yards on six receptions in Week 3 at the New York Giants. In Weeks 2-3, Reed led the team in receiving yards in back-to-back weeks for the first time since Weeks 7-8 of his rookie season in 2013.
- In Week 7 vs. Tampa Bay, **Reed** recorded then-career highs in receptions (11) and receiving touchdowns (two), gaining 72 receiving yards.
- **Reed's** 11-catch performance in Week 7 was the 22nd by a member of the Redskins since 1950 and the first since Pierre Garçon in Week 3 of the 2014 season.
- In Week 7, **Reed** became the first member of the Redskins to record multiple receiving touchdowns in a game since Leonard Hankerson in



REDSKINS REGULAR SEASON IN REVIEW (CONTINUED)

Week 1 of the 2013 season and the first Redskins tight end to do so since Fred Davis on Dec. 13, 2009 at Oakland.

- In Week 10 vs. New Orleans, **Reed** recorded two receiving touchdowns on three receptions, gaining 29 yards. With the receiving touchdown, Reed became the first member of the Redskins to record a touchdown reception in three straight games since Pierre Garçon in Weeks 12-14 of the 2012 season.



- In Weeks 7-10, **Reed** became the first Redskins tight end with a touchdown catch in three straight games since Fred Davis accomplished the feat across four games in Weeks 12-15 of the 2009 season.

- In Week 12, **Reed** broke his previous career highs for receptions and receiving yards in a single season after compiling team highs in receptions (eight) and receiving yards (98) against the Giants.

- In Week 14 at Chicago, **Reed** led the Redskins with nine receptions for 120 yards with a touchdown. The 100-yard receiving game was the third of Reed's career and his first of the season.

- In Week 15 vs. Buffalo, **Reed** posted a team-high seven receptions, gaining 84 yards with two receiving touchdowns.

- In Week 15, **Reed** pushed his season receiving touchdown total to nine, temporarily tying Jerry Smith (nine in 1969 and 1970) and Pat Richter (nine in 1968) for second-most by a tight end in a single season in team history.

- The multi-touchdown game in Week 15 was **Reed's** third of the season, as he became the first Redskins tight end to record at least three multi-touchdown games in a season since 1967 (four by Jerry Smith).

- In a division-clinching Week 16 win at Philadelphia, **Reed** caught a team-high nine passes for a season-high 129 yards with two receiving touchdowns.

- With the Week 16 performance, **Reed** broke the Redskins' single-season receiving yardage record by a tight end (849), set previously three times (Chris Cooley in 2008 and 2010, Jerry Smith in 1967). He also temporarily tied the Redskins' single-season receptions mark by a tight end (Chris Cooley, 83 in 2010).

- The multi-touchdown game in Week 16 was **Reed's** fourth of the season, tying Jerry Smith for the most in a single season by a Redskins tight end in team history.

- **Reed** recorded multiple receiving touchdowns in consecutive games in Weeks 15-16, becoming the third member of the Redskins to post two

or more receiving touchdowns in back-to-back contests in a single season (Jerry Smith in 1967, Bobby Mitchell in 1962).

- With his 11th receiving touchdown in Week 16, **Reed** tied Pro Football Hall of Famer Bobby Mitchell for the fifth-most receiving touchdowns in a single season in team history.

- In Week 16, the Redskins improved to 4-0 in 2015 when **Reed** recorded two touchdowns and 5-1 when he recorded at least 70 receiving yards.

- The 100-yard game in Week 16 was the fourth of **Reed's** career. His four career 100-yard receiving games are second-most by a tight end in team history (Smith, seven).

- **Reed's** 22-yard touchdown reception in the first quarter in Week 16 made him the first member of the Redskins to record 10 receiving touchdowns in a single season since Gary Clark in 1991. Reed's 2015 season marked the eighth time a member of the Redskins has recorded 10 receiving touchdowns in a season in team history, joining Jerry Smith (12 in 1967) as the only Redskins tight ends to accomplish the feat.

- **Reed** caught four passes for 45 yards in limited action in Week 17 at Dallas. With his first catch, he broke a tie with Chris Cooley (83 in 2008) to set the team's single-season receptions record by a tight end.

- Wide receiver **Andre Roberts** registered a 38-yard reception in Week 7 vs. Tampa Bay, his longest since a 61-yard reception in Week 15 of the 2014 season.

- Wide receiver **Rashad Ross** caught his first career NFL reception in Week 3 at the New York Giants, gaining seven yards on a pass from Kirk Cousins.

- **Ross** registered then-career highs in receptions (two) and receiving yards (27), as well as career bests in kickoff returns (four), kickoff return yards (158) and kickoff return touchdowns (one) in Week 3.

- **Ross** recorded a then-career-long 43-yard reception in the third quarter in Week 4.

- **Ross** scored the first receiving touchdown of his career on a 71-yard pass from Colt McCoy in Week 17 at Dallas.

- **Ross' 71-yard** touchdown catch from McCoy was the Redskins' third-longest play from scrimmage in 2015, trailing a 78-yard pass in Week 10 and a 77-yard pass in Week 15.

- Guard **Brandon Scherff** started all 16 regular season games for the Redskins at right guard, becoming only the third rookie offensive lineman to start 16 games for Washington (Jon Jansen in 1999 and Chris Samuels in 2000).





REDSKINS REGULAR SEASON IN REVIEW (CONTINUED)

- **Scherff** made his NFL debut in Week 1 vs. Miami.
- Running back **Pierre Thomas** made his Redskins debut in Week 14 in his hometown of Chicago, catching one pass for 12 yards.
- **Thomas** caught seven passes for 67 yards in a division-clinching win at Philadelphia in Week 16. It was Thomas's 13th seven-catch game of his career.
- Running back **Chris Thompson** recorded career highs in rushing attempts (35), rushing yards (216), receptions (35), receiving yards (240) and receiving touchdowns (two).
- **Thompson** led the Redskins with eight receptions in Week 3 at the New York Giants, marking the first time since Week 11 of the 2014 season that a running back led the team in receptions in a game (Roy Helu, Jr. vs. Tampa Bay).
- **Thompson** scored on a four-yard pass from Cousins in Week 3, his second career receiving touchdown and his first of the season.
- Including scoring his first career touchdown on a nine-yard reception at New York a year earlier, **Thompson** became the first member of the Redskins to record a receiving touchdown in consecutive road games against the Giants since Santana Moss across the 2011-12 seasons.
- **Thompson** recorded a career-long 42-yard run on third-and-19 in Week 4 vs. Philadelphia. Thompson's run was the Redskins' third rush of 30 or more yards this season, featuring one each by three different players (Thompson, Matt Jones and Alfred Morris). The Redskins had only one run of 30 or more yards during the 2014 season.
- **Thompson** recorded his second receiving touchdown of the season in the third quarter on a 12-yard pass from Cousins in a Week 16 division-clinching win at Philadelphia.
- Tackle **Trent Williams**, the team's offensive captain, played in 14 games with 14 starts.
- **Williams** earned his fourth consecutive Pro Bowl selection since 2012.
- **Williams** earned the 17th Pro Bowl selection by a Redskins offensive tackle since the 1970 AFL-NFL merger, including selections by Chris Samuels (2001-02, 05-08), Jim Lachey (1990-91), Mark May (1988) and Joe Jacoby (1983-86).
- **Williams** joined Chris Samuels and Joe Jacoby as the only Redskins tackles to make four consecutive trips to the Pro Bowl since the merger.



INDIVIDUAL DEFENSE

- Defensive lineman **Chris Baker** recorded career highs in games played (16), sacks (6.0), forced fumbles (three) and fumble recoveries (two).
- **Baker** recorded his first career multi-sack game in Week 4 vs. Philadelphia.
- **Baker** recorded his first career forced fumble on a sack of Matt Ryan in Week 5 at Atlanta.
- **Baker** recorded sacks in consecutive games for the first time in his career in Weeks 4-5.
- **Baker** added a second forced fumble at Atlanta in Week 5, becoming the first member of the Redskins to record two forced fumbles in a game since Ryan Kerrigan on Nov. 13, 2011 at Miami.
- **Baker** sealed a Week 7 victory against Tampa Bay with his first career fumble recovery.
- In Week 17, **Baker** added to his single-season career highs in sacks (six) and fumbles recovered (two).
- Linebacker **Houston Bates** made his NFL debut in Week 1 vs. Miami. Bates made the team after being invited for a tryout during rookie minicamp.
- Cornerback **Will Blackmon** started a career-high 10 games among his 15 games played, contributing career highs in tackles (46), solo tackles (37), forced fumbles (three) and interceptions (two).
- **Blackmon** made his first start as a member of the Redskins in Week 5 at Atlanta, recording his first forced fumble of the season.
- In Week 9 at New England, **Blackmon** recorded a forced fumble and fumble recovery. The forced fumble was his career-high-tying second of the season (2008 and 2013).
- **Blackmon's** fumble recovery in Week 9 was his first as a member of the Redskins. His most recent fumble recovery had been on Nov. 10, 2013 as a member of the Jacksonville Jaguars.
- In Week 12 against the New York Giants, **Blackmon** intercepted QB Eli Manning, recording his first interception as a member of the Redskins and the second overall interception of his career.
- **Blackmon** recorded his career-high second fumble recovery of the season in Week 13 vs. Dallas.
- In Week 15 vs. Buffalo, **Blackmon** recorded his first sack of the season, the third sack of his career.
- **Blackmon** recorded his career-high second interception of the season in Week 17 at Dallas.
- **Blackmon** also added his career-high third forced fumble of the season on the Cowboys' following drive in Week 17.
- Cornerback **Bashaud Breland** appeared in 15 games with 14 starts, compiling career highs in tackles (81), solo tackles (59), passes defended (16), forced fumbles (three) and fumble recoveries (two). He also matched his career high with two interceptions.
- In Week 5 at Atlanta, **Breland** tied his career high with four passes defended, set previously in Week 8 of the 2014 season at Dallas. It was his fourth career game with multiple passes defended and his first since Week 15 of the 2014 season (three, at New York Giants).
- **Breland** recorded his third career interception in Week 5, picking off QB Matt Ryan and recording a career-long 28-yard interception return. The interception was his first of the season and his first since Week 16 of the 2014 season vs. Philadelphia.



REDSKINS REGULAR SEASON IN REVIEW (CONTINUED)

- In Week 6 against the New York Jets, **Breeland** recorded an interception and a career-high two fumble recoveries. His first fumble recovery of the day was the first of his career.

- With the Week 6 performance, **Breeland** joined the Jets' Darrelle Revis (Week 2 at Indianapolis) as the only players in 2015 to record two fumble recoveries and an interception in a single game.

- In Week 6, **Breeland** became the first member of the Redskins to recover two opponent fumbles in a single game since LaVar Arrington on Dec. 29, 2002 vs. Dallas.

- **Breeland** became the first member of the Redskins since at least 2000 to recover two opponent fumbles and intercept a pass in the same game with his performance in Week 6.

- In Week 6, **Breeland** joined New England's Steve Gregory (Nov. 22, 2012) as only the second NFL player to record two fumble recoveries and an interception in the first half of a game since 2000. The performances by both Breeland and Gregory came against the New York Jets.

- In Weeks 5-6, **Breeland** recorded interceptions in consecutive games for the first time in his career and became the first member of the Redskins to do so since London Fletcher intercepted a pass in three straight games across Weeks 14-16 of the 2012 season.

- In Week 7 vs. Tampa Bay, **Breeland** recorded a career-high 12 tackles (seven solo), including a touchdown-saving stop on Doug Martin that helped force a field goal prior to Washington's game-winning drive in a 24-point comeback win.

- In Week 12 vs. the New York Giants, **Breeland** tied his career high with four passes defensed, marking the second time in 2015 and the third time in his career Breeland notched four passes defensed in a single game.

- In a division-clinching Week 16 win at Philadelphia, **Breeland** forced a fumble, his career-high third of the season.

- Linebacker **Will Compton** appeared in 16 games for a second straight season. He started a career-high 10 games, recording career highs in tackles (91), solo tackles (51), passes defensed (three), sacks (one), interceptions (one) and fumble recoveries (one).

- **Compton** notched the first fumble recovery of his career in Week 5 at Atlanta.

- **Compton** posted his first career sack in a Week 16 division-clinching win at Philadelphia.

- Rookie **Quinton Dunbar** transitioned to cornerback in training camp after signing with the team as a college free agent receiver out of Florida. Dunbar appeared in 11 games with one start, compiling 12 tackles (11 solo) with five passes defensed and an interception.

- In Week 12 vs. the New York Giants, **Dunbar** recorded his first career interception, picking off QB Eli Manning in the end zone in the third quarter.

- Linebacker **Mason Foster** joined the team midseason and contributed 34 tackles (24 solo), a forced fumble and a fumble recovery in 13 games played. He started the final five games of the regular season.

- **Foster** forced a fumble in his first start as a member of the Redskins in Week 13 vs. Dallas.

- The forced fumble vs. Dallas was the third of **Foster's** career and his first since Week 1 of the 2013 season as a member of the Tampa Bay Buccaneers.

- Safety **Dashon Goldson**, the team's defensive captain, started all 15 games in which he appeared prior to sitting with the NFC East title already clinched in Week 17. For the season, he posted 108 tackles (70 solo), three passes defensed, two fumble recoveries, one forced fumble

and an interception he returned 35 yards for a touchdown.

- In Week 7 vs. Tampa Bay, **Goldson** led the Redskins with a career-high 14 tackles (six solo) and a pass defensed against his former team. The game was Goldson's 100th career start.

- In Week 10 vs. New Orleans, **Goldson** scored the team's first defensive points of the season, returning an interception of QB Drew Brees 35 yards for a touchdown.

- The Week 10 interception was **Goldson's** first as a member of the Redskins and the 16th of his career.

- The interception return for touchdown in Week 10 was the second of **Goldson's** career and his first since Dec. 12, 2010 as a member of the San Francisco 49ers.

- **Goldson's** interception return for touchdown in Week 10 was the first by a member of the Redskins since Oct. 27, 2013 (DeAngelo Hall,



26 yards at Denver).

- In Week 13 vs. Dallas, **Goldson** recorded a forced fumble and fumble recovery, representing his seventh career forced fumble and seventh career fumble recovery, both his first with the Redskins.

- The Week 13 forced fumble was **Goldson's** first since Week 11 of the 2013 season as a member of the Buccaneers.

- In a division-clinching Week 16 win at Philadelphia, **Goldson** recorded his second fumble recovery of the season – the eighth of his career.

- Defensive back **DeAngelo Hall** transitioned from cornerback to safety in the middle of the 2015 season. He appeared in 11 games, marking the 11th time in 12 NFL seasons he has played in double-digit contests since entering the league in 2004.

- **Hall** recorded a 17-yard fumble return for touchdown in the third quarter of a division-clinching Week 16 win at Philadelphia. With the touchdown, he tied Jessie Tuggle for second-most fumble returns for touchdowns in NFL history (five).

- In Week 16, **Hall** became the first player in NFL history to record at least five interception return touchdowns and five fumble return touchdowns in a career.

- **Hall's** Week 16 touchdown was the first defensive touchdown by the Redskins in Philadelphia since Sean Taylor's 39-yard fumble return to seal a playoff berth at Lincoln Financial Field on Jan. 1, 2006.



REDSKINS REGULAR SEASON IN REVIEW (CONTINUED)



- Defensive end **Jason Hatcher** appeared in 15 games with 14 starts, marking the 10th time in his 10-year career he had appeared in at least 13 contests in a season.

- **Hatcher** recorded the team's first sack of the season in Week 1 vs. Miami.

- In Week 13 vs. Dallas, **Hatcher** forced a fumble, his first against the Cowboys, for whom he played from 2006-13.

- The Week 13 forced fumble was **Hatcher's** first as a member of the Redskins and the fifth of his career. Hatcher also recovered the fumble, his sixth career fumble recovery and his first of the season.

- In Week 15 vs. Buffalo, **Hatcher** recorded a nine-yard sack, his second of the season.

- Defensive back **Kyshoen Jarrett** played both safety and nickel corner during his rookie season, recording 57 tackles (39 tackles), four passes defended and a forced fumble in 16 games played (including five starts).

- **Jarrett** made his NFL debut in Week 1 vs. Miami.

- In Week 6, **Jarrett** forced the first fumble of his career on the New York Jets' first play from scrimmage.

- In Week 15 vs. Buffalo, defensive end **Ricky Jean Francois** recorded his first sack as a member of the Redskins, the ninth sack of his career.

- **Jean Francois** recorded a sack in Week 16 at Philadelphia, marking back-to-back games with a sack. Prior to 2015, the last time Jean Francois earned a full sack in two straight games was Weeks 6-7 of the 2014 season.

- In Week 7 vs. Tampa Bay, linebacker **Jackson Jeffcoat** recorded his first career forced fumble in the third quarter, stripping the ball from Buccaneers QB Jameis Winston.

- Linebacker **Ryan Kerrigan** started all 16 games for a fifth consecutive season. He became only the third member of the Redskins to start all 16 games in a season in each of his first five NFL seasons since the NFL adopted the 16-game format in 1978, joining Champ Bailey (1999-2003) and Jon Jansen (1999-2003).

- **Kerrigan** recorded a team-high 9.5 sacks, the second-highest total of his career (13.5 in 2014). It represented the third time in his career he led the Redskins in sacks (2012, 2014, 2015).

- **Kerrigan's** 23 sacks across the 2014-15 seasons were most in the NFC and tied for fourth-most in the NFL.

- In Week 5 at Atlanta, **Kerrigan** recorded two sacks. The multi-sack game was the seventh of Kerrigan's career and his first since Week 14 of



the 2014 season.

- With the two sacks in Atlanta, **Kerrigan** moved past Brian Orakpo (40.0) for fifth-most in franchise history.

- In Week 11 at Carolina, **Kerrigan** moved past Ken Harvey (41.5) for sole possession of fourth place in team history for most sacks since the stat became official in 1982.

- With a sack of QB Eli Manning in Week 12, **Kerrigan** moved into a tie for third place in sacks in franchise history since the NFL made sacks an official statistic in 1982 (43.5, Monte Coleman). He later moved into sole possession of third place with an additional sack of Manning.

- In Week 14 at Chicago, **Kerrigan** pushed his sack total in 2015 to 7.5 with a sack on the Bears' opening drive of the second half. He became only the fifth NFL player since 1982 to record 7.5 sacks in each of his first five seasons (Jared Allen, Derrick Thomas, DeMarcus Ware and Reggie White)

- In Week 15 vs. Buffalo, **Kerrigan** recorded the Redskins' third sack of the first half, giving him sacks in consecutive games for the third time this season (Weeks 4-5 and Weeks 11-12).

- On the Week 15 sack, **Kerrigan** forced the 17th fumble of his career.

- **Kerrigan** pushed his season total to a team-high 9.5 in Week 17 at Dallas.

- Nose tackle **Terrance Knighton** played in his 100th career regular season game in Week 7 vs. Tampa Bay.

- In Week 14 at Chicago, **Knighton** registered his first full sack as a member of the Redskins, dropping Bears QB Jay Cutler for a seven-yard loss.

- Linebacker **Trent Murphy** recorded career highs in games played (16), starts (15), sacks (3.5) and fumble recoveries (two).

- **Murphy** recorded a sack of Dallas QB Matt Cassel in Week 13, pushing his season total to 2.5, which tied his output from his rookie season in 2014.

- In Week 14 at Chicago, **Murphy** pushed his sack total to a career-high 3.5 sacks in 2015. On the play, he forced and recovered a fumble, his first forced fumble of the season and his second fumble recovery of the season.

- In Week 9 at New England, defensive end **Stephen Paea** forced his first fumble as a member of the Redskins in the third quarter. It was his first forced fumble since Week 16 of the 2014 season as a member of the Chicago Bears.



REDSKINS REGULAR SEASON IN REVIEW (CONTINUED)

- In Week 10 vs. New Orleans, **Paea** recorded his first full sack as a member of the Redskins, dropping Brees for an eight-yard loss.
- Linebacker **Perry Riley, Jr.** recorded his first interception of the season – the second of his career – in Week 10 vs. New Orleans.
- In Week 12 vs. the New York Giants, **Riley** recorded his career-high second interception of the season, picking off Giants QB Eli Manning on New York's opening drive.
- In Week 3 at the New York Giants, linebacker **Keenan Robinson** posted a game-high 13 tackles (10 solo), the second-highest total of his career (15 vs. Tennessee on Oct. 19, 2014).
- In Week 4 vs. Philadelphia, **Robinson** notched his second career fumble recovery, his first of the season.
- In Week 9 at New England, **Robinson** recorded his first interception of the season – the second of his career – in the first quarter, picking off Patriots QB Tom Brady.
- **Robinson** returned the Week 9 interception 44 yards, the team's longest interception return since a 45-yard return by cornerback David Amerson at Oakland on Sept. 29, 2013.
- The 44-yard interception return by **Robinson** in Week 9 was the longest by a Redskins linebacker since Antonio Pierce at San Francisco on Dec. 18, 2004 (78 yards).
- **Robinson's** Week 9 interception broke a streak of 232 consecutive home regular season pass attempts without an interception for Tom Brady, dating back to Dec. 14, 2014 vs. Miami.
- **Robinson's** Week 9 interception came with the Patriots on the Washington 16-yard line, marking the first time in the 2015 season an opponent had held the Patriots without points on a drive that had entered the red zone.
- In Week 5 at Atlanta, safety **Trenton Robinson** recorded his first interception of the season on Atlanta's opening drive. The interception was the second of his career.
- **Trenton Robinson's** Week 5 interception marked the first time the Redskins forced a takeaway on an opponent's opening drive since Week 16 of 2014, when Ryan Kerrigan forced and recovered a Philadelphia fumble. It was the team's first interception on an opponent's opening drive since Week 10 of 2013 (Brandon Meriweather at Minnesota).
- Linebacker **Preston Smith** (8.0) became the first member of the Redskins to lead all NFL rookies in sacks in a season since Brian Orakpo in 2009.
- In his NFL debut in Week 1 vs. Miami, **Smith** recorded his first career sack, forced fumble and fumble recovery on a single play.
- In a division-clinching win at Philadelphia in Week 16, **Smith** recorded three sacks, the first multi-sack game of his career. His three sacks were the most in a game by a Redskins rookie since Dec. 13, 2013 (Brian Orakpo, four at Oakland).
- In Week 17 at Dallas, **Smith** recorded a sack to push his season sack total to 8.0, the second-most by a Redskins rookie since sacks became an official statistic in 1982 (11.0, Brian Orakpo in 2009).
- In Weeks 15-17, **Smith** posted a sack in three consecutive games for the first time in his career.

INDIVIDUAL SPECIAL TEAMS

- **Jamison Crowder** led the Redskins in punt returns (30) and punt return yards (158).
- A 45-yard field goal by kicker **Kai Forbath** in Week 1 vs. Miami was the 60th made field goal of Forbath's career, moving him into sole possession of fifth place in franchise history in that category.
- Kicker **Dustin Hopkins** converted 25-of-28 field goal attempts in 2015. His 89.3 field goal percentage was the third-best in team history, trailing only Mark Moseley (95.2 in 1982) and Kai Forbath (94.4 in 2012).
- **Hopkins** led the Redskins in scoring, marking the ninth consecutive season a kicker has led the franchise in that category dating back to 2007.
- **Hopkins** was 9-for-9 on field goal attempts from 30-39 yards, the third time a Redskins kicker has been perfect from that distance (Moseley in 1982 and Forbath in 2012).
- **Hopkins** recorded 76 kickoffs, averaging 64.4 yards per kickoff with 52 touchbacks.
- **Hopkins'** 68.4 touchback percentage was the highest in team records available dating back to 1991.
- **Hopkins** made his NFL debut in Week 2 vs. St. Louis and successfully converted his first career field goal attempt, a 46-yarder.
- In Week 4 vs. Philadelphia, **Hopkins** converted a then career-high three field goals on three attempts.
- In Week 5 at Atlanta, **Hopkins** converted a then-career-long 52-yard field goal with no time remaining in regulation to force overtime.
- **Hopkins'** 52-yard field goal at Atlanta was the longest by a member of the Redskins since Dec. 24, 2011 (Graham Gano, 53 yards vs. Minnesota).
- In Week 5, **Hopkins** became the first Redskins kicker to force overtime with a game-tying field goal in the final minute of regulation since John Hall vs. the New York Giants on Sept. 21, 2003.
- **Hopkins** recorded a career-long 54-yard field goal in Week 6 at the New York Jets. It was the longest field goal by a member of the Redskins since Graham Gano's team-record 59-yard field goal vs. San Francisco on Nov. 6, 2011.
- In Weeks 5-6, **Hopkins** became the first Redskins kicker to record a field goal of 50 yards or more in consecutive games since John Hall in Weeks 5-6 of the 2003 season.
- **Hopkins** kicked the first successful onside kick in the NFL in 2015, ending an 0-for-24 streak in the NFL when his third-quarter surprise onside kick attempt in the midst of a 24-point comeback win vs. Tampa Bay was recovered by Trenton Robinson in Week 7.
- In Week 10 vs. New Orleans, **Hopkins** converted a career-high 4-of-4 field goal attempts and pushed his career-best streak of consecutive made field goal attempts to 10.
- **Hopkins** scored 17 points against New Orleans, tying the most by a Redskins kicker in a single game since the 1970 merger. The 17-point mark was previously reached by Chip Lohmiller (Dec. 30, 1990 vs. Buffalo) and Mark Moseley (Oct. 17, 1983 at Green Bay).
- In a division-clinching Week 16 win at Philadelphia, **Hopkins** exceeded the 100-point mark in 2015, posting the 25th 100-point season in team history.
- In Week 6, **Jeron Johnson** blocked a punt in the fourth quarter, the Redskins' first blocked punt since Dec. 24, 2006 at St. Louis (Vernon Fox).
- In Week 11 at Carolina, **Andre Roberts** returned a second-quarter kickoff 99 yards for a touchdown, his first career kickoff return touch-



REDSKINS REGULAR SEASON IN REVIEW (CONTINUED)

down.

- **Roberts** recorded a career-high 177 kickoff return yards at Carolina, surpassing his previous career best of 117 yards, set in Week 11 of the 2014 season vs. Tampa Bay.

- **Roberts'** 177 kickoff return yards in Week 11 were the most by a member of the Redskins since Niles Paul gained 179 yards vs. Kansas City on Dec. 8, 2013.

- In Week 7 vs. Tampa Bay, safety **Trenton Robinson** recovered a surprise onside kick by Hopkins in the midst of the team's record-setting 24-point comeback win. It was the Redskins' first successful onside kick since Nov. 4, 2007 at the New York Jets (Shaun Suisham, recovered by Rock Cartwright).

- **Rashad Ross** led the Redskins in kickoff returns (28) and kickoff return yardage (684). His 24.6-yard average was the team's highest since Brandon Banks in 2010 (25.1).

- In Week 3 at the New York Giants, **Ross** scored his first career kickoff return touchdown on a 101-yard return in the fourth quarter.

- **Ross'** Week 3 kickoff return touchdown was the Redskins' first since Oct. 31, 2010 (Brandon Banks, 96 yards at Detroit) and tied Brian Mitchell for the second-longest in team history (vs. SD on Dec. 6, 1998).

- **Ross'** 158 kickoff return yards in Week 3 were the most by a member of the Redskins in a single game since Dec. 8, 2013 (Niles Paul, 179).

- In Week 6 at the New York Jets, **Ross** recovered a blocked punt in the end zone, his second special teams touchdown of the season. Both of his special teams touchdowns in 2015 came at MetLife Stadium.

- **Ross'** blocked punt returned for touchdown in Week 6 was the Redskins' first since Nov. 7, 2004 vs. Detroit (Walt Harris).

- Long snapper **Nick Sundberg** snapped in all 16 games for a second straight season. Sundberg has appeared in all 16 games for Washington in four of the last six seasons (2010, 2011, 2014, 2015).

- In Week 1 vs. Miami, **Chris Thompson** recorded a career-long 36-yard kickoff return.

- Punter **Tress Way** punted 70 times for an average of 46.1 yards per punt. His 46.1-yard average was the fifth-best in a season in team history.

- **Way** averaged 38.8 net yards per punt, the second-best single-season average in team records available back to 1976.

- **Way** recorded a season-long 63-yard punt in Week 4 vs. Philadelphia. It was his longest punt since registering a career-long 77-yarder in Week 4 of the 2014 season.

- In Week 5, **Way** averaged 50.3 yards per punt on four punts, the fourth-best average of his career and his best since Sept. 25, 2014 (58.3 vs. New York Giants).

- In Week 11 at Carolina, **Way** posted season highs in gross punting average (53.2) and net punting average (53.0).

- In Week 12 vs. the New York Giants, **Way** recorded a 60-yard punt in the third quarter, his longest since a 63-yarder in Week 4 vs. Philadelphia.

- **Way** had three punts downed inside the 20 in each contest in Weeks 11-12, posting three punts downed inside the 20 in consecutive games for the first time since Weeks 12-13 of the 2014 season.

- In Week 14 at Chicago, **Way** unleashed a season-long 64-yard punt, the third-longest punt of his career.





RECORDS SET OR TIED IN 2015

REDSKINS TEAM RECORDS

Division Championships

New Record: 15

Seasons Participating in Postseason Games

New Record: 24

Most Consecutive Road Games Lost

New Record: 9* 2014-15
Old Record: 9 Three times

Most Points Overcome to Win Game

New Record: 24 vs. Buccaneers (10/25/15)
Old Record: 21 Three times

Most Points, First Quarter

New Record: 21* at Cowboys (01/03/16)
Old Record: 21 Four times

Most Points, Both Teams, First Quarter

New Record: 28* at Panthers (11/22/15)
Old Record: 28 Many times

Most Safeties, Game

New Record: 1* at Panthers (11/22/15)
Old Record: 1 Many times

Most First Downs, Penalty, Game

New Record: 7 vs. Buccaneers (10/25/15)
Old Record: 6 Many times

Fewest First Downs, Penalty, Game

New Record: 0* vs. Eagles (12/26/15)
vs. Cowboys (01/03/16)
Old Record: 0 Many times

Most Consecutive Games, 400 or More Yards Gained (since 1940)

New Record: 3* 2015 Redskins
Old Record: 3 Four times

Most Passes Completed, Season

New Record: 386 2015 Redskins
Old Record: 364 2014 Redskins

Most Passes Completed, Both Teams, Game

New Record: 68 at Eagles (12/26/15)
Old Record: 66 vs. Texans (09/19/10)

Seasons Leading League, Completion Percentage

New Record: 11 1937, 39-40, 42-45, 47-48, 69-70, 2015

Highest Completion Percentage, Season

New Record: 69.5 2015 Redskins
Old Record: 66.5 2014 Redskins

Most Touchdowns, Kickoff Returns, Season

New Record: 2* 2015 Redskins
Old Record: 2 Three times (1942, 1947, 2005)

Most Touchdowns, Kickoff Returns, Game

New Record: 1* vs. Panthers (11/22/15)
1 vs. Giants (09/24/15)
Old Record: 1 Many times

Fewest Turnovers, Game

New Record: 0* at Cowboys (01/03/16)
at Eagles (12/26/15)
vs. Giants (11/29/15)
vs. Saints (11/15/15)
Old Record: 0 Many times

REDSKINS INDIVIDUAL RECORDS

Most Two-Point Conversions, Season

New Record: 2* Jamison Crowder (2015)
Old Record: 2 Darnierian McCants (2003)

Most Two-Point Conversions, Game

New Record: 1* Jamison Crowder, at PHI (12/26/15)
Jamison Crowder, vs. NYG (09/24/15)
Old Record: 1 Many times

Most Safeties, Season

New Record: 1* Houston Bates (2015)
Old Record: 1 Many players

Most Safeties, Game

New Record: 1* Houston Bates at CAR (11/22/15)
Old Record: 1 Many players

Most Games, Passer Rating of 100.0 or Better, Season (since 1960)

New Record: 9 Kirk Cousins (2015)
Old Record: 8 Robert Griffin III (2012)
Mark Rypien (1991)
Joe Theismann (1983)

Highest Passer Rating, Home Games, Season

New Record: 117.0 Kirk Cousins (2015)
Old Record: 111.8 Sonny Jurgensen (1970)

Higher Passer Rating, Game (since 1960, min. 20 att.)

New Record: 158.3 Kirk Cousins vs. NO (11/15/15)
Old Record: 149.3 Sonny Jurgensen at CHI (09/15/68)

Most Passes Attempted, Season

New Record: 543 Kirk Cousins (2015)
Old Record: 541 Jay Schroeder (1986)

Most Passes Completed, Season

New Record: 379 Kirk Cousins (2015)
Old Record: 327 Jason Campbell (327)

Most Passes Completed, Game

New Record: 33* Kirk Cousins vs. TB (10/25/15)
Old Record: 33 Jason Campbell at DAL (11/18/07)

Most Games, 30 or More Completions, Season (since 1960)

New Record: 4* Kirk Cousins (2015)
Old Record: 2 Three players

(continued on next page)



RECORDS (CONT.)

Most Yards Gained, Passing, Season

New Record: 4,166 Kirk Cousins (2015)
Old Record: 4,109 Jay Schroeder (1986)

Most Games, 300 or More Yards Passing, Season

New Record: 7 Kirk Cousins (2015)
Old Record: 5 Mark Rypien (1989)
Jay Schroeder (1986)
Sonny Jurgensen (1967)

Most Consecutive Games, 300 or More Yards Passing

New Record: 3* Kirk Cousins (2015)
Old Record: 3 Robert Griffin III (2013)
Sonny Jurgensen (1967)

Most Games, Four or More Touchdown Passes, Season

New Record: 3* Kirk Cousins (2015)
Old Record: 3 Sonny Jurgensen (1964, 1967)

Most Touchdown Passes, First Quarter, Game

New Record: 3 Kirk Cousins (01/03/16)
Old Record: 2 Many times

Most Pass Receptions, Rookie, Season

New Record: 59 Jamison Crowder (2015)
Old Record: 58 Art Monk (1980)

Most Pass Receptions, Tight End, Season

New Record: 87 Jordan Reed (2015)
Old Record: 83 Chris Cooley (2008)

Most Yards Gained, Pass Receiving, Tight End, Season

New Record: 952 Jordan Reed (2015)
Old Record: 849 Chris Cooley (2010)
Chris Cooley (2008)
Jerry Smith (1967)

Most Multi-Touchdown Games, Pass Receiving, Tight End, Season

New Record: 4* Jordan Reed (2015)
Old Record: 4 Jerry Smith (1967)

Most Touchdowns, Kickoff Return, Game

New Record: 1* Andre Roberts at CAR (11/22/15)
Rashad Ross at NYG (09/24/15)
Old Record: 1 Many times

Most Touchdowns, Combined Kickoff/Punt Return, Game

New Record: 1* Andre Roberts at CAR (11/22/15)
Rashad Ross at NYG (09/24/15)
Old Record: 1 Many times

Most Opponent Fumbles Recovered, Game

New Record: 2* Bashaud Breeland at NYJ (10/18)
Old Record: 2 Many times

Most Touchdowns, Fumble Returns, Career

New Record: 3* DeAngelo Hall (2008-15)
Old Record: 3 Chris Hanburger (1965-78)
Brad Dusek (1974-79)

AWARDS AND HONORS

QB Kirk Cousins

NFC Offensive Player of the Week (Week 7)
NFC Offensive Player of the Week (Week 10)

S Dashon Goldson

2015 Defensive Captain

RB Matt Jones

FedEx Ground Player of the Week (Week 2)

LB Ryan Kerrigan

2015 Redskins Walter Payton Man of the Year

T Morgan Moses

2015 Redskins Ed Block Courage Award Winner

WR Andre Roberts

2015 Redskins Salute to Service Award

LB Preston Smith

Pepsi Rookie of the Week (Week 16)

P Tress Way

2015 Special Teams Captain

T Trent Williams

2015 Offensive Captain
2016 Pro Bowl Selection
Media Good Guy Award

FB Darrel Young

2016 NFLPA Byron "Whizzer" White Award Nominee



Safety Dashon Goldson and tackle Trent Williams served as two of the Redskins' three captains in 2015. Williams also earned his fourth consecutive Pro Bowl berth, joining Chris Samuels and Joe Jacoby as the only Redskins tackles to make four consecutive trips to the Pro Bowl since the 1970 merger.



2015 TALE OF THE TAPE

2015 REGULAR SEASON

OFFENSE		DEFENSE	
388	Points	379	
102	Points in 1st Quarter	71	
110	Points in 2nd Quarter	84	
61	Points in 3rd Quarter	100	
115	Points in 4th Quarter	118	
39	Offensive Touchdowns	40	
9	Rushing TDs	10	
30	Passing TDs	30	
5	Returns	4	
26	Field Goals	23	
5661	Yards From Scrimmage	6090	
353.8	Yards Per Game	380.6	
1011	Total Plays	1010	
5.6	Avg. Per Play	6.0	
26/11	Fumbles/Lost	36/16	
11	Had Intercepted	11	
94/216	Third-down Conversions	78/207	
43.5	Third-down Percentage	37.7	
7/12	Fourth-down Conversions	11/20	
58.3	Fourth-down Percentages	55.0	
105/827	Penalties/Yards	112/955	
31:39	Time of Possession Avg.	28:21	
PASSING			
555	Pass Attempts	566	
386	Pass Completions	354	
69.5	Completion Percentage	62.5	
4294	Passing Yards	4392	
268.4	Avg. Yards/Game	274.5	
30	Passing Touchdowns	30	
11	Interceptions	11	
102.0	Rating	96.1	
27	Times Sacked	38	
31	Completions of 25+ yards	38	
RUSHING			
429	Rush Attempts	406	
1566	Rush Yards	1962	
3.7	Yards Per Carry	4.8	
97.9	Yards Per Game	122.6	
9	Touchdowns	10	
81	First Downs	103	
32	Rushes of 10+ yards	55	
RECEIVING			
386	Receptions	354	
4294	Receiving yards	4392	
11.1	Yards Per Catch	12.4	
268.4	Yards Per Game	274.5	
30	Touchdowns	30	
208	First Downs	202	
31	Receptions of 25+ yards	38	

REDSKINS 2015 RANKINGS

OFFENSE	No.	Rank (NFL/NFC)
Yards / Game	353.8	17/9
Yards / Play	5.6	10/6
Rushing Yards / Game	97.9	20/13
Rushing Yards / Play	3.65	30/16
Passing Yards / Game	255.9	11/6
Passing Yards / Play	7.38	6/4
Interception Rate	1.98%	11/4
Sacks / Pass Attempt	4.86%	7/5
First Downs / Game	19.8	17t/10t
3rd Down Pct	43.52%	5/5
4th Down Pct	58.33%	7t/5
Red Zone Pct	61.22%	8/3
Goal to Go%	76.67%	8/4
Avg Time of Possession	31:39:00	5/5
Points / Game	24.3	10/6
DEFENSE	No.	Rank (NFL/NFC)
Yards / Game	380.6	28/12
Yards / Play	6.03	28/14
Rushing Yards / Game	122.6	26/13
Rushing Yards / Play	4.83	31/15
Passing Yards / Game	258	25/12
Passing Yards / Play	7.29	25/13
Interception Rate	1.94%	25/11
Sacks / Pass Attempt	6.71%	16/9
First Downs / Game	20.6	22/10
3rd Down Pct	37.68%	12/6
4th Down Pct	55.00%	21/10
Red Zone Pct	55.10%	13/7
Goal to Go%	65.22%	12/6
Points / Game	23.7	17/9
Point Differential / Game	0.6	14/6
Yard Differential / Game	-26.8	23/12
SPECIAL TEAMS	No.	Rank (NFL/NFC)
Field Goals Made	86.67%	12t/8
Punt Return Avg	4.8	31/16
Kickoff Return Avg	25	9/7
Punt Coverage Avg	8.6	17/12
Kickoff Coverage Avg	20.1	4/1

ALL-TIME WINS

The Redskins have the fifth-most victories in NFL history, including both regular season and postseason play.

Franchise (Founded)	Total Wins
1. Chicago Bears (1920)	758
2. Green Bay Packers (1921)	751
3. New York Giants (1925)	697
4. Pittsburgh Steelers (1933)*	623
5. Washington Redskins (1932)	601

* Does not include victories by 1943 combined "Phil-Pitt Steagles" team



2015 WEEK-BY-WEEK RANKINGS

OFFENSE	NFL/NFC	1	2	3	4	5	6	7	8	9	10	11	12	13	14	15	16	17
Yards/Gm.	17/9	14/9	11/7	12/5	8/4	11/6	25/11	26/12	25/10	29/13	20/10	28/13	28/13	25/12	25/12	22/12	17/9	17/9
Yards/Play	10/6	20/11	19/9	18/8	16/7	23/11	30/15	27/13	28/14	30/15	16/9	19/10	19/10	21/10	21/10	13/7	15/8	10/6
Rush Yards/Gm.	20/13	3/3	1/1	4/3	1/1	12/9	17/11	21/13	23/14	27/15	17/12	25/14	25/14	26/14	26/14	20/12	23/14	20/13
Rush Yards/Play	30/16	8/5	5/3	5/3	3/3	15/9	25/13	27/15	28/15	29/15	15/10	21/11	21/11	26/14	26/14	29/16	29/16	30/16
Pass Yards/Gm.	11/6	21/12	27/13	21/8	18/6	18/8	23/9	17/6	18/6	20/7	19/7	20/8	20/8	17/6	17/6	15/6	12/6	11/6
Pass Yards/Play	6/4	20/10	19/9	22/10	19/10	19/10	32/16	28/15	27/14	31/15	22/11	22/11	22/11	16/9	16/9	8/5	9/5	6/4
INT Rate	11/4	31/15	22t/12	27/14	20/11	25/12	25/12	20/10	20/11	21/12	20/11	20/11	20/11	16/8	16/8	18/9	14/7	11/4
Sacks/Pass Att.	7/5	10/7	16/9	10/6	5/2	4/3	3/2	2/1	2/1	1/1	3/1	7/4	7/4	7/4	7/4	7/4	7/4	7/5
1st Downs/Gm.	17t/10t	15t/9	20t/11t	16t/9	9t/5t	12t/7t	19t/9t	12t/7	13/7	18t/8t	14/8	23t/11t	23t/11t	26/13	26/13	20/12	18t/10t	17t/10t
3rd Down Pct.	5/5	15t/7t	9/5	11/5	4/3	6/3	9/4	9/4	10/4	8t/4t	6/4	8/4	8/4	14/7	14/7	6/5	6/5	5/5
4th Down Pct.	7t/5	14t/7t	22t/12t	16t/8t	19t/12t	12t/7t	16t/10	13t/8t	13t/8t	21t/13t	22t/13t	17t/8t	17t/8t	12t/8t	12t/8t	8t/7t	8t/6t	7t/5
Red Zone Pct.	8/3	1t/1t	1t/1t	13/5	12t/5t	11/4	17/7	11/4	10t/5	11t/5	12t/7	13t/7	13t/7	17/7	17/7	6/3	6/3	8/3
Goal to Go%	8/4	1t/1t	1t/1t	1t/1t	8t/4	12/6	15/5	8t/3t	7t/2t	11/5	9t/5t	13/7	13/7	9/5	9/5	4t/2t	9t/4	8/4
Avg T.O.P.	5/5	2/1	2/2	1/1	1/1	1t/1	2t/1t	4/3	3t/3t	7/4	5/4	13/8	13/8	6/6	6/6	7/5	5/4	5/5
Points/Gm.	10/6	29t/15	28t/14t	26/12	22t/10t	25t/12	28/13	22/10	21/9	28/13	17t/8	20/10	20/10	21/10	21/10	16/8	14/7	10/6

DEFENSE	NFL/NFC	1	2	3	4	5	6	7	8	9	10	11	12	13	14	15	16	17
Yards/Gm.	28/12	5/2	1/1	2/1	4/2	6/3	8/5	16t/11t	17t/10t	21/11	21/11	22/12	22/12	21/12	21/12	25/12	24/12	28/12
Yards/Play	28/14	10/4	4/3	7/5	14/8	15/8	21/11	27/13	27/13	28/14	28/14	27/13	27/13	26/13	26/13	28/14	29/14	28/14
Rush Yards/Gm.	26/13	9/4	4/3	3/2	2/2	12/8	23/11	26/15	30/15	29/15	30/16	30/16	30/16	25/12	25/12	28/14	26/12	26/13
Rush Yards/Play	31/15	20/9	26/14	11/6	12/7	22/12	25/14	30/16	30/16	30/16	32/16	30/15	30/15	29/14	29/14	31/15	31/15	31/15
Pass Yards/Gm.	25/12	9/4	2/1	7t/3t	9/6	8/5	8/4	10/6	11/7	9/6	12/8	12/8	12/8	10/7	10/7	14/8	22/12	25/12
Pass Yards/Play	25/13	9/4	3/2	5t/3t	12/8	8/5	14/8	25/13	23/11	22/12	22/12	24/12	24/12	21/12	21/12	25/13	22/13	25/13
INT Rate	25/11	22t/10t	28t/14t	30t/14t	30t/14t	27/14	28/14	29/15	28/14	26/12	21/9	22/10	22/10	19/8	19/8	22/10	26/12	25/11
Sacks/Pass Att.	16/9	9/5	14t/6t	22/11	11/6	11/5	15/8	19/11	19/9	26/13	23/11	25/12	25/12	25/12	25/12	20/9	15t/8	16/9
1st Downs/Gm.	22/10	14t/5t	2t/1	3t/3	3/3	7t/4	7/3	7/3	9/5	13/6	12t/7	19/10	19/10	16/8	16/8	15t/6t	18/9	22/10
3rd Down Pct.	12/6	14t/6t	5/2	3t/1	3/1	5/1	9/4	20/9	20/9	25/12	24/12	26/12	26/12	14/8	14/8	17/9	17/9	12/6
4th Down Pct.	21/10	1t/1t	1t/1t	9t/4t	9t/5	16/7	18t/8	18t/8	17t/8	19/8	13t/5t	12t/4t	12t/4t	17/7	17/7	15t/7t	19/9	21/10
Red Zone Pct.	13/7	8t/5t	4t/2t	2/1	2t/1t	4t/2	9t/4t	7t/3t	5t/3t	6/4	8t/4t	19t/8t	19t/8t	12/6	12/6	8/4	10t/6	13/7
Goal to Go%	12/6	8t/4t	4t/3t	10t/5t	10t/5t	21t/11t	28t/13t	21t/10t	19t/8t	8t/3t	10t/3t	21/10	21/10	7t/3	7t/3	7t/2t	8t/4	12/6
Points/Gm.	17/9	9/3	3/2	8/4	10/6	12/7	15/9	17/10	16/9	17/9	16/9	24t/12t	24t/12t	17/9	17/9	16/9	17/9	17/9
Point Diff./Gm.	14/6	22t/12	11/5	16t/9	15/8	16/9	20t/9	18/10	20/11	25/11	16/9	22/11	22/11	19/10	19/10	15/8	14/6	14/6
Yard Diff./Gm.	23/12	6/3	2/2	1/1	2/2	10/4	15/8	21/12	23/12	28/13	23/11	25/13	25/13	24/11	24/11	25/12	24/12	23/12

SPECIAL TEAMS	NFL/NFC	1	2	3	4	5	6	7	8	9	10	11	12	13	14	15	16	17
FG Made	12t/8	21t/11t	27t/14t	19t/11t	16t/9t	14t/9	13t/9	14/9	16/10	13t/8t	10t/6	11t/7t	11t/7t	17t/8	17t/8	14/7	12t/8	12t/8
Punt Return Avg.	31/16	8t/5	26/12	27/14	29/15	30/15	30/15	30/15	30/15	29/15	29/15	29/15	29/15	31/16	31/16	31/16	31/16	31/16
Kick Return Avg.	9/7	3/2	6/6	2/2	2/2	2/2	4/4	5/5	4/4	7/6	11/8	3/2	3/2	5/5	5/5	11/9	10/8	9/7
Punt Cov. Avg.	17/12	31/15	31/15	30/15	32/16	31/16	30/15	29/15	30/15	28/15	29/15	29/15	29/15	27/15	27/15	23/14	20/13	17/12
Kick Cov. Avg.	4/1	24t/13	21t/10	7/1	7/1	6/1	2/1	3/1	3/1	1/1	2/1	2/1	2/1	3/1	3/1	3/1	4/1	4/1





2015 REGULAR SEASON LEAGUE LEADERS



Redskins Offense

- Ranked first in the NFL in completion percentage (69.5%)
- Ranked first in the NFL in completion percentage inside the 30-yard line (65.6%)
- Ranked first in the NFL in first half time of possession (16:30)
- Ranked first in the NFC and NFL in passer rating inside the 30-yard line (113.3)
- Ranked first in the NFC and third in the NFL in sack percentage inside the 30-yard line (1.6%)
- Ranked second in the NFC and NFL in percentage of first down pass plays gaining 4+ yards (60.9%)
- Ranked second in the NFC and third in the NFL in third-and-medium (4-6 yards) conversion percentage (53.3%)
- Ranked second in the NFC and third in the NFL in passer rating (102.0)
- Ranked second in the NFC and tied for third in the NFL in interception percentage inside the 30-yard line (.8%)
- Ranked second in the NFC and sixth in the NFL in yards per pass play in the red zone (4.19)
- Ranked tied for second in the NFC and tied for third in the NFL in red zone giveaways (1)
- Ranked tied for second in the NFC and tied for third in the NFL in completions inside the 30-yard line (80)
- Ranked tied for second in the NFC and tied for third in the NFL in 5+ min drive scoring efficiency (88.0%)
- Ranked tied for second in the NFC and tied for fourth in the NFL in red zone third-down conversion percentage (50%)
- Ranked tied for second in the NFC and tied for fourth in the NFL in sacks allowed (27)
- Ranked tied for second in the NFC and tied for fifth in the NFL in goal-to-go drives (30)
- Ranked third in the NFC and NFL in points scored on 5+ minute drives (119)
- Ranked third in the NFC and NFL in 10-play drive touchdown efficiency (54.8%)
- Ranked third in the NFC and NFL in 10-play drives resulting in a touchdown (17)
- Ranked third in the NFC and fourth in the NFL in average time of scoring drives (4:08)
- Ranked third in the NFC and sixth in the NFL in average points per red zone trip (5.22)
- Ranked third in the NFC and sixth in the NFL in percentage of catchable passes dropped (3.9%)
- Ranked third in the NFC and seventh in the NFL in 10-play drive scoring efficiency (87.1%)
- Ranked third in the NFC and seventh in the NFL in goal-to-go average points (5.87)
- Ranked third in the NFC and eighth in the NFL in red zone touchdown efficiency (61.2%)
- Ranked tied for third in the NFC and tied for fifth in the NFL in goal-to-go touchdowns (23)
- Ranked tied for third in the NFC and NFL in points scored on 10-play drives (151)
- Ranked fourth in the NFC in yards per play in the red zone (3.16)
- Ranked fourth in the NFC in goal-to-go scoring efficiency (93.3%)
- Ranked fourth in the NFC and seventh in the NFL in average length of scoring drives (8.49 plays)
- Ranked fourth in the NFC and seventh in the NFL in touchdown to interception ratio (2.73)
- Ranked fourth in the NFC and seventh in the NFL in yards per passing attempt (7.74)
- Ranked fourth in the NFC and seventh in the NFL in average yards per scoring drive (61.2)
- Ranked fourth in the NFC and tied for seventh in the NFL in third-down conversions (94)

- Ranked fourth in the NFC and eighth in the NFL in goal-to-go touchdown efficiency (76.7%)
- Ranked tied for fourth in the NFC and NFL in 10-play drives resulting in a score (27)
- Ranked tied for fourth in the NFC and NFL in 5+ minute scoring drives (22)
- Ranked tied for fourth in the NFC and tied for fifth in the NFL in 5+ minute drives (25)
- Ranked tied for fourth in the NFC and tied for seventh in the NFL in red zone third down conversions (15)
- Ranked fifth in the NFC and sixth in the NFL in average distance on 10+ yard rushes (18.5)
- Ranked fifth in the NFC and sixth in the NFL in 10-play drives (31)
- Ranked fifth in the NFC and NFL in third-down conversion percentage (43.5%)
- Ranked fifth in the NFC and sixth in the NFL in average time of possession (31:34)
- Ranked fifth in the NFC and sixth NFL in 5+ minute drive touchdown efficiency (52.0%)
- Ranked fifth in the NFC and seventh in the NFL in sack percentage (4.6%)
- Ranked fifth in the NFC and eighth in the NFL in red zone scoring efficiency (91.8%)
- Ranked fifth in the NFC and 10th in the NFL in red zone points (256)
- Ranked tied for fifth in the NFC and tied for seventh in the NFL in fourth down conversion percentage (58.3%)
- Ranked tied for fifth in the NFC in passing first downs (208)
- Ranked sixth in the NFC and ninth in the NFL in sack yards lost (199)
- Ranked sixth in the NFC and ninth in the NFL in sack percentage during blitz situations (5.41%)
- Ranked sixth in the NFC and 10th in the NFL in points per game (24.3)
- Ranked sixth in the NFC and 10th in the NFL in completions per game (24.1)
- Ranked sixth in the NFC and 10th in the NFL in yards per play (5.60)
- Ranked sixth in the NFC and 10th in the NFL in completions (386)
- Ranked sixth in the NFC in completions during blitz situations (92)
- Ranked sixth in the NFC in fewest negative plays (99)

Redskins Defense

- Ranked first in the NFL in assisted tackles (351)
- Ranked first in the NFL in fumbles forced (21)
- Ranked first in the NFL in fumble recoveries (16)
- Ranked first in the NFL in opponent first half time of possession (13:30)
- Ranked first in the NFL in percentage of fumbles per touch (2.3%)
- Ranked first in the NFC and second in the NFL in opponent third and fourth-and-one conversion percentage (50.0%)
- Ranked first in the NFC and tied for second in the NFL in opponent fourth-and-one conversion percentage (40.0%)
- Ranked first in the NFC and third in the NFL in opponent third-and-one conversion percentage (52.4%)
- Ranked second in the NFC and third in the NFL in completions allowed in blitz situations (52)
- Ranked tied for second in the NFC and tied for fifth in the NFL in opponent third-and-medium (4-6 yards) conversion percentage (35.6%)
- Ranked third in the NFC and eighth in the NFL in opponent yards per pass play inside the 30-yard line (3.76)
- Ranked tied for third in the NFC and tied for 10th in the NFL in completions allowed inside the 30-yard line (59)
- Ranked tied for fourth in the NFC and tied for seventh in the NFL in red zone takeaways (4)
- Ranked tied for fourth in the NFC in red zone third-down conversions (12)
- Ranked fifth in the NFC and sixth in the NFL in opponent time of possession (28:26)
- Ranked fifth in the NFC and ninth in the NFL in opponent goal-to-go scoring efficiency (87.0%)

(continued on next page)



2015 REGULAR SEASON LEAGUE LEADERS (CONT.)

- Ranked fifth in the NFC and 10th in the NFL in opponent goal-to-go average points (5.17)
- Ranked fifth in the NFC in opponent yards per play inside the 30-yard line (3.64)
- Ranked fifth in the NFC in opponent goal-to-go points (119)
- Ranked fifth in the NFC in sack yards (264)
- Ranked tied for fifth in the NFC in opponent red zone third-down conversion percentage (37.5%)
- Ranked sixth in the NFC in opponent goal-to-go touchdown efficiency (65.2%)
- Ranked sixth in the NFC and NFL in total tackles (958)
- Ranked sixth in the NFC in total yards allowed inside the 30-yard line (753)
- Ranked sixth in the NFC in opponent passer rating inside the 30-yard line (92.2)
- Ranked sixth in the NFC in opponent third-and-short conversion percentage (54.7%)
- Ranked tied for sixth in the NFC and tied for eighth in the NFL in opponent goal-to-go drives (23)
- Ranked tied for sixth in the NFC in opponent red zone scoring efficiency (85.7%)

Redskins Special Teams

- Ranked tied for first in the NFL in kickoff return touchdowns (2)
- Ranked tied for first in the NFL in opponent kickoff return touchdowns (0)
- Ranked first in the NFC and fourth in the NFL in average kickoff return against (20.1)
- Ranked second in the NFC and seventh in the NFL in touchbacks (53)
- Ranked tied for second in the NFC and NFL in total return touchdowns (2)
- Ranked third in the NFC and sixth in the NFL in kickoff return yards (999)
- Ranked fourth in the NFC and 10th in the NFL in percentage of kickoffs resulting in touchbacks (62.4%)
- Ranked tied for fifth in the NFC and NFL in longest kickoff return (101 yards)
- Ranked sixth in the NFC in total return yards (1152)
- Ranked seventh in the NFC and ninth in the NFL in average kickoff return (25.0)

Redskins Players

- **Will Compton** ranked eighth in the NFC in assisted tackles (40)
- **Kirk Cousins** ranked first in the NFL in completion percentage (69.8%)
- **Cousins** ranked third in the NFC and NFL in rushing touchdowns amongst quarterbacks (5)
- **Cousins** ranked fourth in the NFC and eighth in the NFL in sack percentage (4.6%)
- **Cousins** ranked fifth in the NFC and seventh in the NFL in completions (379)
- **Cousins** ranked fifth in the NFC and tied for eighth in the NFL in passing first downs (204)
- **Cousins** ranked fifth in the NFC and eighth in the NFL in yards per attempt (7.67)
- **Cousins** ranked sixth in the NFC and ninth in the NFL in completions per game (23.7)
- **Cousins** ranked sixth in the NFC and 10th in the NFL in passing yards (4,166)
- **Cousins** ranked sixth in the NFC and eighth in the NFL in percentage of passes resulting in first downs (37.6%)
- **Cousins** ranked seventh in the NFC in passing yards per game (260.4)
- **Jamison Crowder** ranked first in the NFC and third in the NFL in receptions amongst rookies (59)
- **Crowder** ranked first in the NFC and second in the NFL in first down receptions amongst rookies (34)
- **Crowder** ranked third in the NFC and fourth in the NFL in receiving yards amongst rookies (604)
- **Crowder** ranked third in the NFC and fourth in the NFL in receiving yards per game amongst rookies (37.8)
- **Pierre Garçon** ranked second in the NFC and tied for fifth in the NFL in

- third-down receptions (29)
- **Dashon Goldson** ranked tied for ninth in the NFC in assisted tackles (38)
- **Dustin Hopkins** ranked third in the NFC and ninth in the NFL in touchback percentage (68.4%)
- **Hopkins** ranked third in the NFC and tied for seventh in the NFL in touchbacks (52)
- **Hopkins** ranked fifth in the NFC and eighth in the NFL in extra point percentage (97.5%)
- **Hopkins** ranked sixth in the NFC and ninth in the NFL in field goal percentage (89.3%)
- **Hopkins** ranked tied for seventh in the NFC longest field goal (54 yards)
- **Matt Jones** ranked second in the NFC and third in the NFL in longest reception amongst rookies (78)
- **Jones** ranked third in the NFC and sixth in the NFL in rushing yards per game amongst rookies (37.7)
- **Jones** ranked fourth in the NFC and sixth in the NFL in carries amongst rookies (144)
- **Jones** ranked fifth in the NFC and tied for ninth in the NFL in longest rush amongst rookies (39)
- **Jones** ranked sixth in the NFC and 10th in the NFL in rushing yards amongst rookies (490)
- **Jones** ranked sixth in the NFC and seventh in the NFL in rushing touchdowns amongst rookies (3)
- **Jones** ranked seventh in the NFC in receiving yards amongst rookies (304)
- **Ryan Kerrigan** ranked seventh in the NFC in sack yards (70.5)
- **Kerrigan** ranked tied for eighth in the NFC in sacks (9.5)
- **Andre Roberts** ranked tied for second in the NFL in kickoff return touchdowns (1)
- **Jordan Reed** ranked first in the NFL in first down receptions amongst tight ends (54)
- **Reed** ranked first in the NFC and third in the NFL in yards after catch amongst tight ends (466)
- **Reed** ranked first in the NFC and second in the NFL in receptions amongst tight ends (87)
- **Reed** ranked first in the NFC and tied for second in the NFL in touchdown receptions amongst tight ends (11)
- **Reed** ranked second in the NFC and fifth in the NFL in targets amongst tight ends (114)
- **Reed** ranked second in the NFC and fifth in the NFL in receiving yards amongst tight ends (952)
- **Reed** ranked second in the NFC and sixth in the NFL in percentage of receptions resulting in a first down amongst tight ends (62.1%)
- **Reed** ranked second in the NFC and fourth in the NFL in receiving yards per game (69.8) amongst tight ends
- **Reed** ranked second in the NFC and tied for fourth in the NFL in 25+ yard receptions amongst tight ends (8)
- **Reed** ranked third in the NFC and tied for seventh in the NFL in touchdown receptions (11)
- **Reed** ranked fifth in the NFC and 10th in the NFL in receptions per game (6.2)
- **Reed** ranked sixth in the NFC in receptions (87)
- **Reed** ranked sixth in the NFC in third-down receptions (24)
- **Reed** ranked sixth in the NFC in yards after catch (466)
- **Rashad Ross** ranked tied for second in the NFL in kickoff return touchdowns (1)
- **Ross** ranked fifth in the NFC and sixth in the NFL in kickoff return yards (684)
- **Ross** ranked tied for fifth in the NFL in longest kick return (101)
- **Preston Smith** ranked first in the NFL in sacks amongst rookies (8.0)
- **Smith** ranked second in the NFC and tied for second in the NFL in forced fumbles amongst rookies (3)
- **Smith** ranked third in the NFC in sack yards (77)



2015 DRAFT RECAP



The Washington Redskins finalized their 2014 NFL Draft class on Saturday, May 2, selecting 10 total players.

NOTES ON THE REDSKINS' OVERALL DRAFT

- The Redskins made 10 selections in the 2015 NFL Draft. The 10 selections mark the fourth time in five years that the Redskins have selected at least eight players (2011, 2012, 2014 and 2015).
- The Redskins were one of six teams to make at least 10 selections during the 2015 NFL Draft.
- The Redskins made seven selections on Day 3, marking only the third time since the draft moved to seven rounds in 1994 that the Redskins have made seven or more selections in Rounds 4-7 (nine in 2011; seven in 2012).
- The Redskins have now selected 46 players in the past five drafts, the franchise's largest five-year total since the institution of the seven-round draft in 1994. The team last posted a five-year total of 46 across the 1990-94 NFL Drafts, a time frame which included three 12-round drafts, one eight-round draft and one seven-round draft.
- The Redskins have made at least seven selections in five consecutive drafts for the first time since 1991-95.
- The Redskins selected three players in Round 6, marking the first time the team has made three sixth-round selections since 2008.
- The Redskins made two trades during the 2015 NFL Draft. On Friday, the team sent the No. 69 overall pick to the Seattle Seahawks in exchange for the Nos. 95, 112, 167 and 181 overall picks. On Saturday, Washington sent the No. 167 overall pick to the New Orleans Saints for the No. 187 overall selection and a 2016 sixth-round pick.
- The Redskins selected four players with selections acquired by trade: RB Matt Jones (No. 95 from Seattle), OL Arie Kouandjio (No. 112 from Seattle through New Orleans), S Kyshoen Jarrett (No. 181 from Seattle through New York Jets) and WR Evan Spencer (No. 187 from New Orleans).
- This marks the second consecutive year the Redskins have made four selections with picks acquired by trade.
- Washington has now selected 27 players with selections acquired by trade since 2010: FB/TE Dennis Morris (2010), WR Terrence Austin (2010), C Erik Cook (2010), T Selvish Capers (2010), LB Ryan Kerrigan (2011), WR Leonard Hankerson (2011), RB Roy Helu, Jr. (2011), S DeJon Gomes (2011), WR/TE Niles Paul (2011), WR Aldrick Robinson (2011), OL Maurice Hurt (2011), LB Markus White (2011), QB Robert Griffin III (2012), G Josh LeRibeus (2012), LB Keenan Robinson (2012), RB Alfred Morris (2012), T Tom Compton (2012), CB Jordan Bernstine (2012), LB Brandon Jenkins (2013), LB Trent Murphy (2014), G Spencer Long (2014), RB Lache Seastrunk (2014), K Zach Hocker (2014), RB Matt Jones (2015), OL Arie Kouandjio (2015), S Kyshoen Jarrett (2015) and WR Evan Spencer (2015).
- In selecting LB Martrell Spaight and CB Tevin Mitchel from Arkansas, the Redskins have now selected college teammates in the same draft in four of the last five drafts (Nebraska's Roy Helu, Jr., DeJon Gomes and Niles Paul in 2011; SMU's Josh LeRibeus and Richard Crawford in 2012; Florida State's Chris Thompson and Brandon Jenkins in 2013; Spaight and Mitchel in 2015).
- The Redskins made back-to-back selections with the Nos. 181 and 182 overall picks. It marked the first time the Redskins had made back-to-back picks since selecting Evan Royster and Aldrick Robinson with the Nos. 177 and 178 overall picks in the 2011 NFL Draft.
- The Redskins selected five players from the Southeastern Conference, including Smith, Jones, Kouandjio, Spaight and Mitchel. The last time the Redskins had five or more SEC products in a single draft class was prior to the Common Draft era when the team selected seven SEC players in the 1966 NFL Draft.

- All 10 of the Redskins' draft picks played their collegiate careers in the Football Bowl Subdivision, marking the third straight year the team's entire draft class had played at the FBS level. The last Redskins draft pick to play in the Football Championship Subdivision was South Dakota's Tom Compton in 2012.

NOTES ON THE SELECTION OF BRANDON SCHERFF

- Scherff was the first selection in the tenure of General Manager Scot McCloughan and the ninth selection of the Jay Gruden era.
- Scherff was the 440th selection made by the Redskins in the Common Draft era (since 1967) and the 26th first-round selection in that time frame. He was the 57th first-round selection by the Redskins all-time since the institution of the draft in 1936.
- Scherff was the third offensive lineman selected by the Redskins in the first round since 2000. The Redskins' last two first-round offensive linemen – Chris Samuels (No. 3 in 2000) and Trent Williams (No. 4 in 2010) – have combined for nine Pro Bowl selections.
- Scherff's selection at No. 5 represented the highest the Redskins have selected an offensive lineman since drafting Williams with the No. 4 overall pick in the 2010 NFL Draft.
- Scherff was the fourth offensive lineman drafted by the Redskins in the first round in the Common Draft era, joining Williams, Samuels, Andre Johnson (1996) and Mark May (1981).
- Scherff was the 15th University of Iowa product selected by the Redskins all-time, joining B Al Coupee (1942), B Jim Smith (1947), E Herb Shoener (1947), T Don Winslow (1950), T Hubert Johnston (1952), B Don Dobrino (1957), G Frank Bloomquist (1958), QB Mitch Ogiego (1959), E Bill Whisler (1962), B Paul Krause (1964), T Paul Laaveg (1970), RB Ladell Betts (2002), G Adam Gettis (2012) and CB Jordan Bernstine (2012).
- The Redskins' 15 all-time selections from Iowa are tied for 14th-most from any school in team history. Scherff was the fifth Iowa Hawkeye selected by the Redskins in the Common Draft era (since 1967).
- Scherff's selection at No. 5 marked the highest the Redskins had taken an Iowa Hawkeye, surpassing Pro Football Hall of Famer Paul Krause's selection at No. 18 in the 1964 NFL Draft.
- Scherff was the second player selected by the Redskins at No. 5 all-time, joining Redskins Ring of Fame S Sean Taylor (2004).



T Brandon Scherff



2015 DRAFT RECAP (CONT.)

- Scherff was the first Big Ten Conference product selected by the Redskins in the first round since LB Ryan Kerrigan in 2011. He was the sixth Big Ten product selected by the Redskins in the first round in the Common Draft era, joining DT Bobby Wilson (1991), WR Desmond Howard (1992), T Andre Johnson (1996), LB LaVar Arrington (2000) and LB Ryan Kerrigan (2011).

- Scherff won the 2014 Outland Trophy, presented annually to the nation's most outstanding interior lineman on either side of the ball. Scherff was fifth Outland Trophy winner selected by the Redskins all-time, joining Chris Samuels (drafted in 2000), Mohammed Elewonibi (1990), Tracy Rocker (1989) and Mark May (1981).

NOTES ON THE SELECTION OF PRESTON SMITH

- Smith was the second selection in the tenure of General Manager Scot McCloughan and the 10th selection of the Jay Gruden era.

- Smith was the 441st selection made by the Redskins in the Common Draft era (since 1967) and the 35th second-round selection in that time frame. He was the 53rd second-round selection by the Redskins all-time since the institution of the draft in 1936.

- Including the selection of Trent Murphy in the 2014 NFL Draft, Smith's selection marked the second straight season the Redskins have used a second-round pick on an outside linebacker.

- Smith's selection at No. 38 marked the highest the Redskins have selected a linebacker since using the No. 16 overall pick on Ryan Kerrigan in the 2011 NFL Draft.

- Smith was the fifth Mississippi State product selected by the Redskins all-time, joining C Dave Price (1938), B Charlie Yancey (1943), C Charley Cadenhead (1946) and CB Fred Smoot (2001).

- Smith's selection at No. 38 marked the highest the Redskins have taken a Mississippi State product, surpassing Price's selection at No. 39 in the 1938 NFL Draft.

- Smith was the 11th player selected by the Redskins at No. 38 all-time, joining T Wilson Groseclose (1936), B Dick Todd (1939), T Bill Kirchem (1940), C George Bujan (1945), B Jack Weisenburger (1948), B Mike DeNoia (1949), RB Tom Barrington (1966), DE Spain Musgrove (1967), LB Tom Rousell (1968) and WR Cotton Speyrer (1971).

- The Redskins' 11 selections at No. 38 are tied for their most all-time at any selection. The team has also made 11 all-time selections at No. 148 and 160.

NOTES ON THE SELECTION OF MATT JONES

- Jones was the first selection by the Redskins with the No. 95 overall pick in team history.

- Jones was the third selection in the tenure of General Manager Scot McCloughan and the 11th selection of the Jay Gruden era.

- Jones was the third running back selected in the third round by a team featuring Scot McCloughan in its front office. The other two third-round backs selected by McCloughan teams were Frank Gore and Glen Coffee, drafted by San Francisco in 2005 and 2009, respectively.

- Jones was the 442nd selection made by the Redskins in the Common Draft era (since 1967) and the 32nd third-round selection in that time frame. He is the 62nd third-round selection by the Redskins all-time since the institution of the draft in 1936.

- With the selection of Jones following the second-round selection of linebacker Preston Smith, the Redskins chose Southeastern Conference products with consecutive selections for the first time since drafting Auburn products Carlos Rogers and Jason Campbell in the first round of the 2005 NFL Draft.

- Jones' selection at No. 95 marked the highest the Redskins have selected a running back since drafting Ladell Betts with the No. 56 overall selection in the 2002 NFL Draft.

- Jones was the 13th University of Florida product selected by the



RB Matt Jones

Redskins all-time, joining B Bill Corry (1943), T Arch Cassidy (1955), B Joe Brodsky (1957), E Lou Pelham (1958), E Dave Hudson (1960), E Russ Brown (1964), HB-K Hal Seymour (1966), RB Tony Green (1978), DB Jimmy Spencer (1991), WR Taylor Jacobs (2003), OL Maurice Hurt (2011) and TE Jordan Reed (2013).

- Jones was the sixth Florida Gator drafted by the Redskins in the Common Draft era, tied for 13th-most of any school in that time frame.

- Jones was the first player drafted by the Redskins with a pick acquired by trade in the 2015 NFL Draft. The Redskins have now made third round selections with picks acquired by trade in four of the last five drafts.

NOTES ON THE SELECTION OF JAMISON CROWDER

- Crowder was the fourth selection in the tenure of General Manager Scot McCloughan and the 12th selection of the Jay Gruden era.

- Crowder was the 443rd selection made by the Redskins in the Common Draft era (since 1967) and the 33rd fourth-round selection in that time frame. He is the 45th fourth-round selection by the Redskins all-time since the institution of the draft in 1936.

- Crowder was the sixth player selected by the Redskins with the No. 105 overall pick all-time, joining T Bill Aldworth (1944), G Galen Laack (1957), G-LB Don Croftcheck (1965), TE Kurt Haws (1994) and RB Roy Helu, Jr. (2011).

- Including the selection of cornerback Bashaud Breeland last season, Crowder's selection marked the second consecutive draft in which the Redskins have selected an Atlantic Coast Conference product in the fourth round.

- Crowder's selection at No. 105 marked the highest the Redskins have selected a receiver since drafting Leonard Hankerson with the No. 79 overall selection in the 2011 NFL Draft.

- Crowder's selection broke a 49-year gap between Redskins' selections from Duke. The last time the Redskins selected a member of the Blue Devils was in 1966 when the team selected tackle Earl Yates.

- Crowder was the 16th Duke product selected by the Redskins all-time, joining B Bob O'Mara (1939), B Eric Tipton (1939), G Allen Johnson (1940), E Bolo Perdue (1940), B Frank Swiger (1942), B Tom Davis (1944), T Frank Irwin (1945), T Hal Mullins (1947), B Tommy Hughes (1949), B Billy Cox (1951), B Tom Powers (1951), E Dwight Bumgarner (1960), B Joel Arrington (1961), HB Biff Bracy (1965) and Yates (1966).

- The Redskins' 16 all-time selections from Duke are tied for eighth-most from any school in team history, but Crowder was the first Duke product selected by the Redskins in the Common Draft era (since 1967).



2015 DRAFT RECAP (CONT.)

NOTES ON THE SELECTION OF ARIE KOUANDJIO

- Kouandjio is a local product who played his prep career at Dematha Catholic H.S. in Hyattsville, Md., less than seven miles from FedExField.
- Kouandjio was the first University of Alabama product selected by the Redskins since the team selected six-time Pro Bowl tackle Chris Samuels in the 2000 NFL Draft.
- Kouandjio was the fifth selection in the tenure of General Manager Scot McCloughan and the 13th selection of the Jay Gruden era.
- Kouandjio was the 444th selection made by the Redskins in the Common Draft era (since 1967) and the 34th fourth-round selection in that time frame. He is the 46th fourth-round selection by the Redskins all-time since the institution of the draft in 1936.
- Kouandjio was the second player selected by the Redskins with the No. 112 overall pick all-time, joining QB Chris Hake (1992).
- Kouandjio was the 21st University of Alabama product selected by the Redskins all-time, joining B Riley Smith (1936), B Charley Holm (1939), E Sandy Sanford (1940), T Fred Davis (1941), G Ed Hickerson (1941), G Tony Leon (1943), B Bobby Jenkins (1945), T Fay Mills (1946), B Harry Gilmer (1948), B Lowell Tew (1948), T Dick Flowers (1949), E Ed White (1950), B Eddie Salem (1951), C Elliot Speed (1951), B Billy Hicks (1956), T Billy Neighbors (1962), E Tommy Brooker (1962), DB Steve Higginbotham (1972), DT Thomas Rayam (1990) and T Chris Samuels (2000).
- With Kouandjio's selection, the Redskins' 21 all-time selections from the University of Alabama are tied for third-most all-time from any school.
- Kouandjio was the 11th offensive lineman selected by the Redskins since 2010, the most of any position group through the conclusion of the 2015 fourth round.

NOTES ON THE SELECTION OF MARTRELL SPAIGHT

- Spaight was the sixth selection in the tenure of General Manager Scot McCloughan and the 14th selection of the Jay Gruden era.
- Spaight was the 445th selection made by the Redskins in the Common Draft era (since 1967) and the 46th fifth-round selection in that time frame. He is the 71st fifth-round selection by the Redskins all-time since the institution of the draft in 1936.
- Spaight was the sixth player selected by the Redskins with the No. 141 overall pick all-time, joining B Jerry Planutis (1956), QB Wade Mitchell (1957), T Carl Palazzo (1962), G Conway Hayman (1971) and G Adam Gettis (2012).
- Spaight was the 12th University of Arkansas product selected by the Redskins all-time, joining C Earl Wheeler (1947), B Ross Pritchard (1949), B Alvin Duke (1950), G Buddy Brown (1951), B A.J. Baker (1955), G John Childress (1962), G Dave Adams (1963), B Gordon Guest (1964), LB Jeff Goff (1982), LB Ravin Caldwell (1986) and K Zach Hocker (2014).
- The Redskins have now selected Arkansas Razorbacks in consecutive drafts for the first time since taking Arkansas products in three straight drafts across 1962-64.

NOTES ON THE SELECTION OF KYSHOEN JARRETT

- Jarrett was the seventh selection in the tenure of General Manager Scot McCloughan and the 15th selection of the Jay Gruden era.
- Jarrett was the 446th selection made by the Redskins in the Common Draft era (since 1967) and the 51st sixth-round selection in that time frame. He is the 77th sixth-round selection by the Redskins all-time since the institution of the draft in 1936.
- Jarrett was the second player selected by the Redskins with the No. 181 overall pick all-time, joining K John Hall (1999).
- Jarrett was the fifth Virginia Tech product selected by the Redskins all-time, joining C Buzz Nutter (1953), E Tom Petty (1955), TE Ken Barefoot (1968) and T Derek Smith (1999).

NOTES ON THE SELECTION OF TEVIN MITCHEL

- Mitchel was the eighth selection in the tenure of General Manager Scot McCloughan and the 16th selection of the Jay Gruden era.
- Mitchel was the 447th selection made by the Redskins in the Common Draft era (since 1967) and the 52nd sixth-round selection in that time frame. He is the 78th sixth-round selection by the Redskins all-time since the institution of the draft in 1936.
- Mitchel was the third player selected by the Redskins with the No. 182 overall pick all-time, joining E John Batorski (1944) and LB Rich Milot (1979).
- Mitchel was the 13th University of Arkansas product selected by the Redskins all-time, joining C Earl Wheeler (1947), B Ross Pritchard (1949), B Alvin Duke (1950), G Buddy Brown (1951), B A.J. Baker (1955), G John Childress (1962), G Dave Adams (1963), B Gordon Guest (1964), LB Jeff Goff (1982), LB Ravin Caldwell (1986), K Zach Hocker (2014) and LB Martrell Spaight (2015).
- In combination with Martrell Spaight's selection in the fifth round, Mitchel's selection marked the fourth time in the last five drafts that the Redskins have selected a pair of college teammates.

NOTES ON THE SELECTION OF EVAN SPENCER

- Spencer was the ninth selection in the tenure of General Manager Scot McCloughan and the 17th selection of the Jay Gruden era.
- Spencer was the 448th selection made by the Redskins in the Common Draft era (since 1967) and the 53rd sixth-round selection in that time frame. He is the 79th sixth-round selection by the Redskins all-time since the institution of the draft in 1936.
- Spencer was the third player selected by the Redskins with the No. 187 overall pick all-time, joining T Marv Berschet (1952) and G Melvin Jones (1980).
- Spencer was the 16th Ohio State product selected by the Redskins all-time, joining C Steve Andracko (1940), E Cy Souders (1945), B Vic Janowicz (1952), T Julius Wittman (1952), G George Rosso (1954), T Fran Machinsky (1956), T George Tolford (1961), G Mike Ingram (1961), B Dave Francis (1963), G Rod Foster (1963), FB Tom Barrington (1966), E Ron Sepic (1967), RB Rich Galbos (1973), T Henry Brown (1988) and G Tim Moxley (1990).
- The Redskins' 16 all-time selections from Ohio State are tied for eighth-most from any school in team history.

NOTES ON THE SELECTION OF AUSTIN REITER

- Reiter was the 10th selection in the tenure of General Manager Scot McCloughan and the 18th selection of the Jay Gruden era.
- Reiter was the 449th selection made by the Redskins in the Common Draft era (since 1967) and the 58th seventh-round selection in that time frame. He is the 88th seventh-round selection by the Redskins all-time since the institution of the draft in 1936.
- Reiter was the fourth player selected by the Redskins with the No. 222 overall pick all-time, joining C Don Stephenson (1958), HB Pete Larson (1967) and FB Nehemiah Broughton (2005).
- Reiter was the first University of South Florida product selected by the Redskins in team history.
- Reiter was the third offensive lineman selected in the Redskins' 2015 draft class, marking the third time in the last six drafts the Redskins have selected three offensive linemen in a single class (2010, 2012 and 2015).



POSTSEASON RECORDS (ENTERING 2015 NFC WILD CARD ROUND)



POSTSEASON RECORDS

CHAMPIONSHIPS

League Championships

5 1937, 42, 82, 87, 91

NFC Championships

5 1972, 82-83, 87, 91

Division Championships

15 1936-37, 40, 42-43, 45, 72, 82-84, 87, 91, 99, 2012, 15

GAMES, VICTORIES, DEFEATS

Seasons Participating in Postseason Games

24 1936-37, 40, 42-43, 45, 71-74, 76, 82-84, 86-87, 90-92, 99,
..... 2005, 07, 12, 15

Most Consecutive Seasons Participating in Postseason Games

4 1971-74

Games Played

41 1936-2012

Games Won

23 1937-2005

Most Consecutive Games Won

6 1982-83

Games Lost

18 1936-2012

Most Consecutive Games Lost

4 1972-76

SCORING

Most Points, Game

51 vs Rams 01/01/84
42 vs Broncos 01/31/88
41 vs Lions 01/12/92

Most Points, Both Teams, Game

73 Redskins (0) vs Bears (73) 12/08/40
62 Redskins (21) vs Bears (41) 12/26/43
61 Redskins (37) vs Bills (24) 01/26/92

Fewest Points, Both Teams, Game

17 Redskins (0) vs Giants (17) 01/11/87
19 Redskins (16) vs Packers (3) 12/24/72
20 Redskins (14) vs Bears (6) 12/13/42

Largest Margin of Victory, Game

44 vs Rams 01/01/84
32 vs Broncos 01/31/88
31 vs Lions 01/12/92

Largest Margin of Defeat, Game

73* vs Bears 12/08/40
29 vs Raiders 01/22/84
21 vs Seahawks 01/05/08

Most Points, Shutout Victory, Game

28 vs Giants 12/19/43

Most Points Overcome to Win Game

14 vs Bears (trailed 14-0, won 21-17) 01/10/88

Most Points, One Half

38 vs Rams (led 38-7 vs halftime) 01/01/84

Most Points, One Quarter

35 vs Broncos (second quarter) 01/31/88

TOUCHDOWNS

Most Touchdowns, Game

6 vs Broncos 01/31/88
6 vs Rams 01/01/84

Most Touchdowns, Both Teams, Game

11 Redskins (0) vs Bears (11) 12/08/40

Fewest Touchdowns, Both Teams, Game

1 Redskins (1) vs Packers (0) 12/24/72

POINTS AFTER TOUCHDOWN

Most (One-Point) Points After Touchdown, Game

6 vs Broncos 01/31/88
6 vs Rams 01/01/84

Most (One-Point) Points After Touchdown, Both Teams, Game

7 Redskins (4) vs Bills (3) 01/26/92
7 Redskins (6) vs Broncos (1) 01/31/88
7 Redskins (6) vs Rams (1) 01/01/84
7 Redskins (2) vs Vikings (5) 12/18/76

Fewest (One-Point) Points After Touchdown, Both Teams, Game

2 Redskins (0) vs Giants (2) 01/11/87
2 Redskins (1) vs Rams (1) 12/22/74
2 Redskins (2) vs Bears (0) 12/13/42

Most Two-Point Conversions, Game

None.....

FIELD GOALS

Most Field Goals, Game

4 vs Rams 12/28/86
4 vs Cowboys 12/31/72

Most Field Goals, Both Teams, Game

5 vs Cowboys 12/31/72



SAFETIES

Most Safeties, Game

1* vs Bears 12/30/84

Most Safeties, Both Teams, Game

1* Redskins (1) vs Bears (0) 12/30/84

FIRST DOWNS

Most First Downs, Game

25 vs 49ers 01/12/91

25 vs Broncos 01/31/88

Fewest First Downs, Game

9 vs Buccaneers 01/07/06

9 vs Bears 12/13/42

10 vs Buccaneers 01/15/00

Most First Downs, Both Teams, Game

49 Redskins (24) vs Bills (25) 01/26/92

Fewest First Downs, Both Teams, Game

19 Redskins (9) vs Bears (10) 12/13/42

RUSHING FIRST DOWNS

Most First Downs, Rushing, Game

14 vs Dolphins 01/30/83

13 vs Broncos 01/31/88

12 vs Vikings 01/02/93

12 vs Vikings 01/15/83

Fewest First Downs, Rushing, Game

1 vs Buccaneers 01/15/00

2 vs Giants 01/11/87

3 Three times (Last: vs Seahawks, 01/14/06)

Most First Downs, Rushing, Both Teams, Game

21 Redskins (14) vs Dolphins (7) 01/30/83

19 Redskins (13) vs Broncos (6) 01/31/88

18 Redskins (9) vs Rams (9) 12/28/86

Fewest First Downs, Rushing, Both Teams, Game

4 Redskins (1) vs Buccaneers (3) 01/15/00

6 Redskins (4) vs Packers (2) 12/13/36

7 Three times (Last: vs Seahawks, 01/05/08)

PASSING FIRST DOWNS

Most First Downs, Passing, Game

18 vs 49ers 01/12/91

16 vs Seahawks 01/05/08

15 vs 49ers 01/09/93

15 vs Vikings 12/18/76

Fewest First Downs, Passing, Game

2 vs Bears 12/13/42

3 vs Packers 12/13/36

4 Four times (Last: vs Buccaneers, 01/07/06)

Most First Downs, Passing, Both Teams, Game

34 Redskins (18) vs 49ers (16) 01/12/91

30 Redskins (12) vs Bills (18) 01/26/92

27 Redskins (16) vs Seahawks (11) 01/05/08

27 Redskins (15) vs 49ers (12) 01/09/93

Fewest First Downs, Passing, Both Teams, Game

7 Redskins (2) vs Bears (5) 12/13/42

7 Redskins (3) vs Packers (4) 12/13/36

8 Redskins (4) vs Rams (4) 12/16/45

PENALTY FIRST DOWNS

Most First Downs, Penalty, Game

3 Seven times (Last: vs Lions, 01/08/00)

Most First Downs, Penalty, Both Teams, Game

5 Redskins (2) vs Bills (3) 01/26/32

4 Four times (Last: vs Lions, 01/08/00)

NET YARDS GAINED RUSHING AND PASSING

Most Yards Gained, Game

602 vs Broncos 01/31/88

445 vs Rams 01/01/84

441 vs 49ers 01/12/91

441 vs Bears 12/12/37

Fewest Yards Gained, Game

120 vs Buccaneers 01/07/06

130 vs Packers 12/13/36

166 vs Bears 12/13/42

Most Yards Gained, Both Teams, Game

942 Redskins (441) vs Bears (501) 12/12/37

870 Redskins (415) vs Vikings (455) 01/15/83

822 Redskins (602) vs Broncos (220) 01/31/88

Fewest Yards Gained, Both Teams, Game

358 Redskins (167) vs Buccaneers (191) 01/15/00

362 Redskins (214) vs Rams (148) 12/16/45

409 Redskins (166) vs Bears (243) 12/13/42

RUSHING - ATTEMPTS

Most Attempts, Game

52 vs Dolphins 01/30/83

47 vs Vikings 01/02/93

46 vs Lions 01/08/00

Fewest Attempts, Game

16 vs Giants 01/11/87

18 vs Vikings 12/18/76

21 vs 49ers 01/09/93

Most Attempts, Both Teams, Game

81 Redskins (52) vs Dolphins (29) 01/30/83

78 Redskins (39) vs 49ers (39) 12/26/71

78 Redskins (34) vs Rams (44) 12/16/45



Fewest Attempts, Both Teams, Game

48	Redskins (24) vs 49ers (24)	01/12/91
50	Redskins (29) vs Seahawks (21)	01/05/08
50	Redskins (23) vs Buccaneers (27)	01/15/00

RUSHING - YARDS GAINED

Most Yards Gained, Game

280	vs Broncos	01/31/88
276	vs Dolphins	01/30/83
223	vs Lions	01/08/00

Fewest Yards Gained, Game

22	vs Bears	12/08/40
35	vs Rams	12/16/45
39	vs Packers	12/13/36

Most Yards Gained, Both Teams, Game

404	Redskins (22) vs Bears (382)	12/08/40
377	Redskins (280) vs Broncos (97)	01/31/88
372	Redskins (276) vs Dolphins (96)	01/30/83

Fewest Yards Gained, Both Teams, Game

90	Redskins (46) vs Buccaneers (44)	01/15/00
106	Redskins (39) vs Packers (67)	12/13/36
126	Redskins (80) vs 49ers (46)	01/12/91

RUSHING - AVERAGE GAIN

Highest Average Gain, Game

7.0	vs Broncos	01/31/88
5.3	vs Dolphins	01/30/83
4.9	vs Vikings	01/15/83

Lowest Average Gain, Game

1.0	vs Rams	12/16/45
1.2	vs Packers	12/13/36
1.6	vs Bears	12/08/40

RUSHING - TOUCHDOWNS

Most Touchdowns, Game

3	vs Falcons	01/04/92
3	vs Rams	01/01/84
3	vs Giants	12/19/43

Most Touchdowns, Both Teams, Game

7	Redskins (0) vs Bears (7)	12/08/40
4	Redskins (3) vs Falcons (1)	01/04/92
3	Five times	(Last: vs Vikings, 01/02/93)

PASSING - ATTEMPTS

Most Attempts, Game

51	vs Bears	12/08/40
50	vs Seahawks	01/05/08
50	vs Giants	01/11/87

Fewest Attempts, Game

13	vs Bears	12/13/42
14	vs Packers	12/24/72
16	vs Buccaneers	01/07/00

Most Attempts, Both Teams, Game

90	Redskins (33) vs Bills (59)	01/26/92
82	Redskins (50) vs Seahawks (32)	01/05/08
80	Redskins (48) vs 49ers (32)	01/12/91

Fewest Attempts, Both Teams, Game

33	Redskins (13) vs Bears (20)	12/13/42
38	Redskins (14) vs Packers (24)	12/24/72
39	Redskins (28) vs Dolphins (11)	01/14/73
39	Redskins (18) vs Cowboys (21)	12/31/72

PASSING - COMPLETIONS

Most Completions, Game

29	vs Seahawks	01/05/08
27	vs 49ers	01/12/91
26	vs Vikings	12/18/76

Fewest Completions, Game

5	vs Bears	12/13/42
7	vs Buccaneers	01/07/00
7	vs Packers	12/24/72
7	vs Packers	12/13/36

Most Completions, Both Teams, Game

50	Redskins (27) vs 49ers (23)	01/12/91
49	Redskins (29) vs Seahawks (20)	01/05/08
47	Redskins (18) vs Bills (29)	01/26/92

Fewest Completions, Both Teams, Game

15	Redskins (5) vs Bears (10)	12/13/42
16	Redskins (7) vs Dolphins (9)	12/13/36
19	Redskins (15) vs Packers (4)	01/30/83
19	Redskins (7) vs Dolphins (12)	12/24/72

PASSING - COMPLETION PCT.

Highest Completion Percentage, Game (min. 20 att.)

80.0	vs Rams (25-20)	01/01/84
77.3	vs Giants (22-17)	12/19/43
73.9	vs Vikings (23-17)	01/15/83

Lowest Completion Percentage, Game (min. 20 att.)

26.9	vs Packers (26-7)	12/13/36
34.6	vs Vikings (26-9)	01/17/88
39.2	vs Bears (51-20)	12/08/40

PASSING - YARDS GAINED

Most Yards Gained, Game

371	vs Bears	12/12/37
361	vs 49ers	01/12/91
340	vs Broncos	01/31/88



Fewest Yards Gained, Game

41	vs Buccaneers	01/07/06
65	vs Bears	12/13/42
90	vs Rams	12/28/86

Most Yards Gained, Both Teams, Game

663	Redskins (361) vs 49ers (302)	01/12/91
620	Redskins (340) vs Broncos (280)	01/31/88
612	Redskins (265) vs 49ers (347)	01/08/94

Fewest Yards Gained, Both Teams, Game

192	Redskins (104) vs Dolphins (88)	01/14/73
195	Redskins (65) vs Bears (130)	12/13/42
226	Redskins (90) vs Rams (136)	12/28/86

PASSING - TIMES SACKED

Most Times Sacked, Game

7	vs Bears	12/30/84
6	vs Raiders	01/22/84
5	vs 49ers	01/09/93

Most Times Sacked, Both Teams, Game

12	Redskins (7) vs Bears (5)	12/30/84
8	Redskins (0) vs Vikings (8)	01/17/88
8	Redskins (6) vs Raiders (2)	01/22/84

PASSING - TOUCHDOWNS

Most Touchdowns, Game

4	vs Broncos	01/31/88
3	vs Lions	01/08/83
3	vs Bears	12/12/37

Most Touchdowns, Both Teams, Game

7	Redskins (2) vs Bears (5)	12/26/43
5	Redskins (4) vs Broncos (1)	01/31/88
5	Redskins (2) vs Vikings (3)	12/18/76
5	Redskins (3) vs Bears (2)	12/12/37

PASSING - HAD INTERCEPTED

Most Passes Had Intercepted, Game

8	vs Bears	12/08/40
4	vs Bears	12/26/43
3	Four times	(Last: vs 49ers, 01/12/91)

PENALTIES

Most Penalties, Game

9	vs Giants	12/19/43
8	vs Bears	01/03/87
8	vs Bears	12/08/40

Most Yards Penalized, Game

83	vs Giants	12/19/43
82	vs Bills	01/26/92

DEFENSE POSTSEASON

TOTAL NET YARDS

Most Net Yards Allowed, Game

425	vs 49ers	01/08/84
401	vs 49ers	01/09/93
385	vs Raiders	01/22/84

Fewest Net Yards Allowed

148	vs Vikings	01/02/93
169	vs Cowboys	12/31/72
176	vs Dolphins	01/30/83

FIRST DOWNS

Most First Downs Allowed

25	vs Bills	01/26/92
22	vs Seahawks	01/06/13
22	vs 49ers	01/09/93

Fewest First Downs Allowed

7	vs Packers	12/13/36
8	vs Cowboys	12/31/72
8	vs Giants	12/19/43

RUSHING

Most Yards Allowed Rushing

382	vs Bears	12/08/40
231	vs Raiders	01/22/84
224	vs Seahawks	01/06/13

Fewest Yards Allowed Rushing

43	vs Bills	01/26/92
43	vs Falcons	01/04/92
44	vs Buccaneers	01/15/00

PASSING

Most Opponent Passes Attempted

59	vs Bills	01/26/92
48	vs 49ers	01/08/84
46	vs Lions	01/08/00

Fewest Opponent Passes Attempted

10	vs Bears	12/08/40
11	vs Dolphins	01/14/73
14	vs Giants	01/11/87

Most Opponent Passes Completed

29	vs Bills	01/26/92
27	vs 49ers	01/08/84
25	vs Buccaneers	01/07/06
25	vs Lions	01/12/92



Fewest Opponent Passes Completed

4	vs Dolphins	01/30/83
4	vs Giants	12/19/43
6	vs Vikings	01/02/93

Most Opponent Net Yards Passing

347	vs 49ers	01/08/84
292	vs 49ers	01/12/91
286	vs Bears	12/26/43

Fewest Opponent Net Passing Yards

57	vs Giants	12/19/43
69	vs Dolphins	01/14/73
73	vs Cowboys	12/31/72

SCORING

Most Opponent Points Scored

73	vs Bears	12/08/40
41	vs Bears	12/26/43
38	vs Raiders	01/22/84

Fewest Opponent Points Scored

0	vs Giants	12/19/43
3	vs Cowboys	12/31/72
3	vs Packers	12/24/72

Most Opponent Touchdowns Scored

11*	vs Bears	12/08/40
6	vs Bears	12/26/43
5	vs Vikings	12/18/86
5	vs Raiders	01/22/84

Most Opponent Field Goals Scored

2	Five times	(Last: vs 49ers, 01/09/93)
---	------------	----------------------------

SACKS

Most Sacks by Redskins, Game

7	vs Bears	12/30/84
6	vs Raiders	01/22/84
5	vs 49ers	01/09/93

INTERCEPTIONS

Most Passes Intercepted by Redskins, Game

4	vs Bills	01/26/92
4	vs Falcons	01/04/92
3	vs Bears	12/12/37

PENALTIES

Most Opponent Penalties

12	vs Lions	01/08/00
8	vs Rams	12/28/86
7	Four times	(Last: vs Vikings, 01/02/93)

Fewest Opponent Penalties

2	vs Seahawks	01/14/06
2	vs Buccaneers	01/15/00
2	vs Vikings	01/17/88
2	vs Vikings	12/22/73

INDIVIDUAL POSTSEASON

SERVICE

Most Games, Career

21	Joe Jacoby	1982-89
19	Don Warren	1982-91
18	Darrell Green	1983-99
18	Jeff Bostic	1982-91

Most Games, Head Coach

24	Joe Gibbs	1981-92, 2004-07
----	-----------	------------------

Most Championships Won, Head Coach

3	Joe Gibbs	1981-92, 2004-07
---	-----------	------------------

Most Games Won, Head Coach

17	Joe Gibbs	1981-92, 2004-07
----	-----------	------------------

Most Games Lost, Head Coach

7	Joe Gibbs	1981-92, 2004-07
---	-----------	------------------

POINTS

Most Points, Career

72	John Riggins	1976-84
63	Mark Moseley	1976-84
55	Chip Lohmiller	1990-92

Most Points, Game

18	John Riggins vs Rams	01/01/84
18	Alvin Garrett vs Lions	01/08/83
18	Andy Farkas vs Giants	12/19/43

Most Points, Single Postseason

36	Gerald Riggs	1991
36	John Riggins	1983

Most Points, No Touchdowns, Single Postseason

30	Chip Lohmiller	1991
----	----------------	------

TOUCHDOWNS

Most Touchdowns, Career

12	John Riggins	1976-84
8	Art Monk	1983-92
7	Gary Clark	1986-92
7	Gerald Riggs	1990-91
7	Andy Farkas	1940-43



Most Touchdowns, Game

3	John Riggins vs Rams	01/01/84
3	Alvin Garrett vs Lions	01/08/83
3	Andy Farkas vs Giants	12/19/43

Consecutive Games Scoring Touchdowns

7	John Riggins	1982-84
---	--------------	---------

POINTS AFTER TOUCHDOWN

Most (Kicking) PATs, Career

27	Mark Moseley	1976-84
19	Chip Lohmiller	1990-92
11	Ali Haji-Sheikh	1987

Most (Kicking) PATs, Game

6	Ali Haji-Sheikh vs Broncos	01/31/88
6	Mark Moseley vs Rams	01/01/84
5	Chip Lohmiller vs Lions	01/12/92

Most (Kicking) PATs, No Misses, Career

19	Chip Lohmiller	1990-92
----	----------------	---------

Most Two-Point Conversions, Career

None		
------	--	--

FIELD GOALS

Most Field Goals Attempted, Career

18	Chip Lohmiller	1990-92
----	----------------	---------

Most Field Goals Attempted, Game

5	Mark Moseley vs 49ers	01/08/94
---	-----------------------	----------

Most Field Goals, Career

12	Chip Lohmiller	1990-92
12	Mark Moseley	1976-84

Most Field Goals, Game

4	Jess Atkinson vs Rams	12/28/86
4	Curt Knight vs Cowboys	12/31/72

Longest Field Goal

52	Curt Knight vs Vikings	12/22/73
48	Brett Conway vs Buccaneers	01/15/00
47	John Hall vs Buccaneers	01/07/06
47	Mark Moseley vs Vikings	12/18/76

Highest Field Goal Percentage, Career (min. 10 FG)

73.3	Curt Knight (11-15)	1971-73
------	---------------------	---------

SAFETIES

Most Safeties, Game

None		
------	--	--

RUSHING - ATTEMPTS

Most Attempts, Career

251	John Riggins	1976-84
151	Larry Brown	1971-76
104	Earnest Byner	1990-92

Most Attempts, Game

38	John Riggins vs Dolphins	01/30/83
37	John Riggins vs Vikings	01/15/83
36	John Riggins vs 49ers	01/08/84
36	John Riggins vs Cowboys	01/22/83

RUSHING - YARDS GAINED

Most Yards Gained, Career

996	John Riggins	1976-84
499	Larry Brown	1971-76
359	Earnest Byner	1990-92

Most Yards Gained, Game

204	Timmy Smith vs Broncos	01/31/88
185	John Riggins vs Vikings	01/15/83
166	John Riggins vs Dolphins	01/30/83

Most Games, 100 or More Yards Rushing, Career

6	John Riggins	1976-84
---	--------------	---------

Most Consecutive Games, 100 or More Yards Rushing

6	John Riggins	1982-83
---	--------------	---------

Longest Run From Scrimmage

58	Stephen Davis vs Lions	01/08/00
58t	Timmy Smith vs Broncos	01/31/88
44	Alvin Garrett vs Dolphins	01/30/83

RUSHING - AVERAGE GAIN

Highest Average Gain, Career (min. 100 att.)

4.0	John Riggins	1976-84
3.5	Earnest Byner	1990-92
3.3	Larry Brown	1971-76

Highest Average Gain, Game (min 10 att.)

9.3	Timmy Smith vs Broncos	01/31/88
7.9	Stephen Davis vs Lions	01/08/00
6.8	Brian Mitchell vs Vikings	01/02/93

RUSHING - TOUCHDOWNS

Most Touchdowns, Career

12	John Riggins	1976-84
6	Gerald Riggs	1990-91
5	Andy Farkas	1940-43

Most Touchdowns, Game

3	John Riggins vs Rams	01/01/84
3	Andy Farkas vs Giants	12/19/43



Most Consecutive Games Rushing for Touchdowns

7..... John Riggins 1982-83



John Riggins crosses the goal line early in the first quarter scoring the Redskins first touchdown during their semifinal playoff game against the Los Angeles Rams at R. F. K. stadium in Washington, Sunday, Jan. 1, 1984. (AP)

PASSING - PASSER RATING

Highest Passer Rating, Career (min. 150 att.)

91.4..... Joe Theismann..... 1974-85
74.5..... Mark Rypien..... 1990-92
68.6..... Billy Kilmer..... 1971-76

PASSING - ATTEMPTS

Most Passes Attempted, Career

222..... Mark Rypien..... 1990-92
211..... Joe Theismann..... 1974-84
178..... Billy Kilmer..... 1971-76

Most Passes Attempted, Game

50..... Todd Collins vs Seahawks..... 01/05/08
50..... Jay Schroeder vs Giants..... 01/11/87
49..... Billy Kilmer vs Vikings..... 12/18/86

PASSING - COMPLETIONS

Most Passes Completed, Career

128..... Joe Theismann..... 1974-84
121..... Mark Rypien..... 1990-92
92..... Billy Kilmer..... 1971-76

Most Passes Completed, Game

29..... Todd Collins vs Seahawks..... 01/05/08
27..... Mark Rypien vs 49ers..... 01/12/91
26..... Billy Kilmer vs Vikings..... 12/18/86

PASSING - COMPLETION PCT.

Highest Completion Percentage, Career (min. 150 att.)

60.7..... Joe Theismann..... 1974-84
54.5..... Mark Rypien..... 1990-92
51.7..... Billy Kilmer..... 1971-76

Highest Completion Percentage, Game (min. 15 comp.)

78.3..... Joe Theismann vs Rams..... 01/01/84
76.2..... Sammy Baugh vs Giants..... 12/19/43
73.9..... Joe Theismann vs Vikings..... 01/15/83

PASSING - YARDS GAINED

Most Yards Gained, Career

1,782..... Joe Theismann..... 1974-84
1,699..... Mark Rypien..... 1990-92
1,060..... Billy Kilmer..... 1971-76

Most Yards Gained, Game

361..... Mark Rypien vs 49ers..... 01/12/91
340..... Doug Williams vs Broncos..... 01/31/88
335..... Sammy Baugh vs Bears..... 12/12/37

Most Games, 300 or More Yards Passing, Career

1..... Mark Rypien..... 1990-92
1..... Doug Williams..... 1987
1..... Joe Theismann..... 1974-84
1..... Sammy Baugh..... 1937-45

Longest Pass Completion

80t..... Doug Williams vs Broncos..... 01/31/88
60..... Joe Theismann vs Raiders..... 01/22/84
52..... Mark Brunell vs Seahawks..... 01/14/06

PASSING - AVERAGE GAIN

Highest Average Gain, Career (150 att.)

8.45..... Joe Theismann..... 1974-84
7.65..... Mark Rypien..... 1990-92
5.96..... Billy Kilmer..... 1971-76

Highest Average Gain, Game (20 attempts)

13.13..... Joe Theismann vs Rams..... 01/01/84
11.72..... Doug Williams vs Broncos..... 01/31/88
10.15..... Sammy Baugh vs Bears..... 12/12/37

PASSING - TOUCHDOWNS

Most Touchdown Passes, Career

11..... Joe Theismann..... 1974-84
8..... Mark Rypien..... 1990-92
8..... Billy Kilmer..... 1971-76

Most Touchdown Passes, Game

4..... Doug Williams vs Broncos..... 01/31/88
3..... Joe Theismann vs Lions..... 01/08/83
3..... Sammy Baugh vs Bears..... 12/12/37

PASSING - HAD INTERCEPTED

Lowest Percentage, Passes Had Intercepted, Career (min. 150 att.)

3.3..... Joe Theismann..... 1974-84
3.9..... Billy Kilmer..... 1971-76
4.1..... Mark Rypien..... 1990-92



Most Attempts Without Interception, Game

37	Mark Brunell vs Seahawks	01/14/06
26	Doug Williams vs Vikings	01/07/88
23	Jay Schroeder vs Rams	12/28/86
23	Joe Theismann vs Rams	01/01/84

Most Passes Had Intercepted, Career

9	Mark Rypien	1990-92
---	-------------	---------

Most Passes Had Intercepted, Game

5	Frankie Filchock vs Bears	12/08/40
---	---------------------------	----------

RECEPTIONS

Most Pass Receptions, Career

69	Art Monk	1983-92
56	Gary Clark	1986-92
31	Ricky Sanders	1986-92
31	Charlie Brown	1982-83

Most Pass Receptions, Game

10	Antwaan Randle El vs Seahawks	01/05/08
10	Art Monk vs 49ers	01/12/91
10	Art Monk vs Bears	12/30/84

RECEIVING - YARDS GAINED

Most Yards Gained, Career

1,062	Art Monk	1983-92
785	Gary Clark	1986-92
643	Charlie Brown	1982-93

Most Yards Gained, Game

193	Ricky Sanders vs Broncos	01/31/88
171	Charlie Brown vs Rams	01/01/84
163	Art Monk vs 49ers	01/12/91

Most Games, 100 or More Yards Pass Receiving, Career

4	Art Monk	1983-92
2	Gary Clark	1986-92
2	Charlie Brown	1982-83

Longest Pass Reception

80t	Ricky Sanders vs Broncos	01/31/88
60	Charlie Brown vs Rams	01/22/84
52	Chris Cooley vs Seahawks	01/14/06

RECEIVING - AVERAGE GAIN

Highest Average Gain, Career (min. 20 rec.)

20.7	Charlie Brown	1982-83
16.7	Ricky Sanders	1986-92
15.4	Art Monk	1983-92

Highest Average Gain, Game (min. 3 rec.)

31.7	Steve Bagarus vs Rams	12/16/45
31.0	Charlie Brown vs Raiders	01/22/84
28.5	Charlie Brown vs Rams	01/01/84

RECEIVING - TOUCHDOWNS

Most Touchdowns, Career

7	Art Monk	1983-92
6	Gary Clark	1986-92
5	Alvin Garrett	1982-83

Most Touchdowns, Game

3*	Alvin Garrett vs Lions	01/08/83
----	------------------------	----------

INTERCEPTIONS BY

Most Interceptions By, Career

6	Darrell Green	1983-99
4	Barry Wilburn	1986-87

Most Interceptions By, Game

2	Six players	Last: LaRon Landry vs Seahawks, 01/05/08
---	-------------	------------------------------------------



Sammy Baugh, quarterback for the Washington Redskins, intercepts a pass from the Chicago Bears in his own end zone to break up a Bears scoring threat in the fourth quarter of NFL Playoff Championship game in Washington, D.C., Dec. 13, 1942. (AP)

INTERCEPTIONS - YARDS GAINED

Most Yards Gained, Career

133	Darrell Green	1983-99
77	Jeris White	1982
67	Kurt Gouveia	1987-99

Most Yards Gained, Game

77	Jeris White vs Lions	01/08/83
72	Darrell Green vs Rams	01/01/84
56	Brad Edwards vs Bills	01/26/92

INTERCEPTIONS - TOUCHDOWNS

Most Touchdowns, Career

2	Darrell Green	1983-99
1	Darryl Grant	1982-90
1	Jeris White	1982

Most Touchdowns, Game

1	Four times	Last: Darrell Green vs Lions, 01/12/92
---	------------	----------------------------------------



PUNTING

Most Punts, Career

37	Steve Cox	1986-87
35	Jeff Hayes	1982-84
35	Mike Bragg	1971-76

Most Punts, Game

10	Riley Smith vs Packers	12/13/36
9	Kelly Goodburn vs Eagles	01/05/91
9	Steve Cox vs Giants	01/11/87

Longest Punt

66	Mike Bragg vs 49ers	12/26/71
61	Roy Zimmerman vs Bears	12/08/40
58	Mike Bragg vs Rams	12/22/74

PUNTING - AVERAGE YARDAGE

Highest Average, Punting, Career (min. 25 punts)

39.5	Mike Bragg	1971-76
38.9	Steve Cox	1986-87
36.9	Kelly Goodburn	1990-92

Highest Average, Punting, Game (min. 4 punts)

52.5	Sammy Baugh vs Bears	12/13/42
48.3	Sav Rocca vs Seahawks	01/06/13
46.5	Mike Bragg vs Packers	12/24/72
46.2	Mike Bragg vs 49ers	12/26/71

PUNT RETURNS

Most Punt Returns, Career

18	Brian Mitchell	1990-99
15	Mike Nelms	1982-84
11	Eric Yarber	1986-87

Most Punt Returns, Game

6	Mike Nelms vs Dolphins	01/30/83
6	Eddie Brown vs Vikings	12/18/76
5	Brian Mitchell vs Buccaneers	01/15/00

PUNT RETURNS - YARDS GAINED

Most Yards Gained, Career

204	Brian Mitchell	1990-99
164	Mike Nelms	1982-84
102	Darrell Green	1983-99

Most Yards Gained, Game

70	Brian Mitchell vs Vikings	01/02/93
60	Mike Nelms vs Lions	01/08/83
56	Nick Giaquinto vs Rams	01/01/84

Longest Punt Return

54	Brian Mitchell vs Vikings	01/02/93
48	Nick Giaquinto vs Rams	01/01/84
39	Mike Nelms vs Lions	01/08/83

PUNT RETURNS - AVG. YARDAGE

Highest Average, Career (min. 10 returns)

11.3	Brian Mitchell	1990-99
10.3	Mike Nelms	1982-84

Highest Average, Game

23.3	Brian Mitchell vs Vikings	01/02/93
20.0	Mike Nelms vs Lions	01/08/83
18.7	Nick Giaquinto vs Rams	01/01/84

PUNT RETURNS - TOUCHDOWNS

Most Touchdowns, Career

1	Darrell Green	1983-99
---	---------------	---------

Most Touchdowns, Game

1*	Darrell Green vs Bears	01/10/88
----	------------------------	----------

KICKOFF RETURNS

Most Kickoff Returns, Career

14	Brian Mitchell	1990-99
13	Mike Nelms	1982-84
9	Alvin Garrett	1982-83

Most Kickoff Returns, Game

6	Rock Cartwright vs Seahawks	01/05/08
6	Eddie Brown vs Vikings	12/18/76
5	Alvin Garrett vs Raiders	01/22/84

KICK RETURNS - YARDS GAINED

Most Yards Gained, Career

353	Brian Mitchell	1990-99
308	Mike Nelms	1982-84
178	Alvin Garrett	1982-83

Most Yards Gained, Game

176	Rock Cartwright vs Seahawks	01/05/08
170	Speedy Duncan vs 49ers	12/26/71
136	Eddie Brown vs Vikings	12/18/76

Longest Return

100t	Brian Mitchell vs Buccaneers	01/15/00
------	------------------------------	----------

KICK RETURNS - AVG. YARDAGE

Highest Average, Career (min. 10 returns)

25.2	Brian Mitchell	1990-99
23.7	Mike Nelms	1982-84

Highest Average, Game (min. 3 returns)

56.7*	Speedy Duncan vs 49ers	12/26/71
32.0	Mike Nelms vs Dallas	01/22/83
29.3	Rock Cartwright vs Seahawks	01/05/08



KICK RETURNS - TOUCHDOWNS

Most Touchdowns, Career

1 Brian Mitchell..... 1990-99

Most Touchdowns, Game

1* Brian Mitchell vs Buccaneers..... 01/15/00

FUMBLES

Most Fumbles, Career

2 Stephen Davis..... 1999

2 Brian Mitchell..... 1990-99

Most Fumbles, Game

2 Brian Mitchell vs 49ers..... 01/09/93

YARDS RETURNING FUMBLES

Longest Fumble Return

49 Mike Bass vs Dolphins..... 01/14/83

FUMBLE RETURN TOUCHDOWNS

Most Touchdowns, Career

3 Brad Dusek..... 1974-81

3 Chris Hanburger..... 1965-78

SACKS

Most Sacks, Career

10.0 Charles Mann..... 1983-92

8.0 Dexter Manley..... 1982-87

7.0 Fred Stokes..... 1991-92

Most Sacks, Game

3.5 Rich Milot vs Bears..... 12/30/84

3.0 Fred Stokes vs Vikings..... 01/02/93

3.0 Wilber Marshall vs Lions..... 01/12/92

3.0 Charles Mann vs Bears..... 01/10/88

INTERCEPTIONS BY

Most Interceptions, Career

6 Darrell Green..... 1983-99

4 Barry Wilburn..... 1986-87

Most Interceptions, Game

2 Four times..... Last: LaRon Landry vs Seahawks, 01/05/08



Washington Redskins defensive tackle Dave Butz (65) sacks Minnesota Vikings quarterback Wade Wilson during second quarter NFC Championship game action, Sunday, Jan. 17, 1988 at RFK Stadium in Washington. Redskins Dexter Manley (72) celebrates the sack. (AP)

SUPER BOWL ERA (SINCE 1966)

Entering the 2015 season, the Redskins ranked sixth in the NFL with a .588 postseason winning percentage in the Super Bowl era (since 1966).

Franchise	Record	Win Pct.
1. Baltimore Ravens	15-8	0.652
2. New York Giants	20-11	0.645
3. New England Patriots	27-17	0.614
4. San Francisco 49ers	30-19	0.612
5. Pittsburgh Steelers	33-21	0.611
6. Washington Redskins	20-14	0.588
7. Green Bay Packers	24-17	0.585
8. Oakland Raiders	25-18	0.581
9. Dallas Cowboys	34-26	0.567
10. Carolina Panthers	7-6	0.538
11. Seattle Seahawks	14-13	0.519
12. Denver Broncos	20-19	0.513
13t. Houston Texans	2-2	0.500
13t. Miami Dolphins	20-20	0.500
15. Indianapolis Colts	20-21	0.488
16. New York Jets	12-13	0.480
17. Buffalo Bills	12-14	0.462
18. Jacksonville Jaguars	5-6	0.455
19. St. Louis Rams	16-20	0.444
20. New Orleans Saints	7-9	0.438
21t. Chicago Bears	10-13	0.435
21t. San Diego Chargers	10-13	0.435
23. Philadelphia Eagles	15-20	0.429
24. Arizona Cardinals	5-7	0.417
25. Minnesota Vikings	19-27	0.413
26t. Tampa Bay Buccaneers	6-9	0.400
26t. Tennessee Titans	12-18	0.400
28. Atlanta Falcons	7-12	0.368
29. Kansas City Chiefs	7-15	0.318
30. Cleveland Browns	6-14	0.300
31. Cincinnati Bengals	5-13	0.278
32. Detroit Lions	1-11	0.083



THE LAST TIME POSTSEASON EDITION



THE LAST TIME - POSTSEASON EDITION

TEAM TOTALS

Won in Overtime

By Redskins: N/A
By Opponent: N/A

Won by Scoring in the Last Two Minutes of Regulation

By Redskins: 1/8/84 NFC Championship vs. San Francisco 49ers, 24-21 (last score at 0:40 by Mark Moseley, 25-yd. Field Goal)
By Opponent: N/A

Tied Game by Scoring in the Last Two Minutes of Regulation

By Redskins: N/A
By Opponent: N/A

Shutout

By Redskins: 12/19/43 NFL Eastern Division Playoff at New York Giants, 28-0
By Opponent: 1/11/87 NFC Championship at New York Giants, 17-0

Held Opponent without a Touchdown

By Redskins: 1/5/91 NFC Wild Card Round at Philadelphia Eagles, 20-6
By Opponent: 1/11/87 NFC Championship at New York Giants, 17-0

Scoreless First Half

Redskins Home: N/A
Redskins Away: N/A

Won by 20 or More Points

By Redskins: 1/12/92 NFC Championship vs. Detroit Lions, 41-10
By Opponent: 1/5/08 NFC Wild Card Round at Seattle Seahawks, 35-14

Won After Trailing by 20 or More Points

By Redskins: N/A
By Opponent: N/A

Held a 28 or More Point Lead

By Redskins: 1/12/92 NFC Championship vs. Detroit Lions, 41-10 (31)
By Opponent: 1/22/84 Super Bowl XVIII vs. Los Angeles Raiders, 9-38 (29)

Held a 21 or More Point Lead

By Redskins: 1/8/00 NFC Wild Card Round vs. Detroit Lions, 27-13 (21)
By Opponent: 1/5/08 NFC Wild Card Round at Seattle Seahawks, 14-35 (21)

Scored 20 or More Points in a Quarter

By Redskins: 1/31/88 Super Bowl XXII vs. Denver Broncos, 42-10 (35 points in 2nd quarter)
By Opponent: 1/5/08 NFC Wild Card at Seattle Seahawks, 14-35 (22 points in 4th quarter)

Scored 20 or More Points in a Half

By Redskins: 1/8/00 NFC Wild Card Round vs. Detroit Lions, 27-13 (27 points in 1st half)
By Opponent: 1/5/08 NFC Wild Card at Seattle Seahawks, 14-35 (25 points in 2nd half)

Touchdowns Scored by Offense and Defense

By Redskins: 1/7/06 NFC Wild Card Round at Tampa Bay Buccaneers, 17-10 (1 offense, 1 defense)
By Opponent: N/A

Touchdowns Scored by Offense, Defense and Special Teams

By Redskins: N/A
By Opponent: N/A

Safety Scored

By Redskins: 12/30/84 Team safety in NFC Divisional Round vs. Chicago Bears
By Opponent: N/A



THE LAST TIME - POSTSEASON EDITION (CONT.)

Two-Point Conversion

By Redskins: N/A
By Opponent: 1/6/13 Russell Wilson pass to Zach Miller vs. Seattle Seahawks

No Penalties in Game

By Redskins: N/A
By Opponent: N/A

50 or More Points Scored in a Game

By Redskins: 1/1/84 NFC Divisional Round vs. Los Angeles Rams, 51-7
By Opponent: 12/8/40 NFL Championship vs. Chicago Bears, 0-73

40 or More Points Scored in a Game

By Redskins: 1/12/92 NFC Championship vs. Detroit Lions, 41-10
By Opponent: 12/26/43 NFL Championship vs. Chicago Bears, 21-41

OFFENSIVE TOTALS

500 or More Total Net Yards of Offense

By Redskins: 1/31/88 Super Bowl XXII vs. Denver Broncos (602, 280 rushing, 322 passing)
By Opponent: 12/8/40 NFL Championship vs. Chicago Bears (501, 382 rushing, 119 passing)

400 or More Total Net Yards of Offense

By Redskins: 1/26/92 Super Bowl XXVI vs. Buffalo Bills (417, 125 rushing, 292 passing)
By Opponent: 1/9/93 NFC Divisional Round at San Francisco 49ers (401, 187 rushing, 214 passing)

300 or More Net Yards Rushing by Team

By Redskins: N/A
By Opponent: 12/8/40 NFL Championship vs. Chicago Bears (382)

200 or More Net Yards Rushing by Team

By Redskins: 1/8/00 NFC Wild Card Round vs. Detroit Lions (223)
By Opponent: 1/6/13 NFC Wild Card Round vs. Seattle Seahawks (224)

Individual 200-Yard Rushing Game

By Redskins: 1/31/88 Timmy Smith (22-204-2 TDs) in Super Bowl XXII vs. Denver Broncos
By Opponent: N/A

Individual 150-Yard Rushing Game

By Redskins: 1/31/88 Timmy Smith (22-204-2 TDs) in Super Bowl XXII vs. Denver Broncos
By Opponent: 12/28/86 Eric Dickerson (26-158) in NFC Wild Card Round vs. Los Angeles Rams

Individual 100-Yard Rushing Game

By Redskins: 1/8/00 Stephen Davis (15-119-2 TDs) in NFC Wild Card Round vs. Detroit Lions
By Opponent: 1/6/13 Marshawn Lynch (20-132-1 TD) in NFC Wild Card Round vs. Seattle Seahawks

Two 100-Yard Rushers in the Same Game

By Redskins: N/A
By Opponent: 12/18/76 Chuck Foreman (20-105-2 TDs) and Brent McClanahan (20-101) in NFC Divisional Round vs. Minnesota Vikings

Consecutive 100-Yard Rushing Games (Same Playoffs)

By Redskins: 01/15/83 - John Riggins vs. Minnesota Vikings (37-185-1 TD)
01/22/83 - vs. Dallas Cowboys (36-140-2 TDs)
01/30/83 vs. Miami Dolphins (38-166-1 TD)
By Opponent: N/A

Combined 200-Yard Rushing by Two Players

By Redskins: 1/31/88 204+ by Timmy Smith (22-204-2 TDs) and multiple players vs. Denver Broncos
By Opponent: 1/22/86 208/203 by Marcus Allen (20-191-2 TDs) and Greg Pruitt (5-17) OR Kenny King (3-12) vs. Los Angeles Raiders



THE LAST TIME - POSTSEASON EDITION (CONT.)

Individual with 30 or More Carries

By Redskins: 1/8/84 John Riggins (36-123-2 TD) in NFC Championship vs. San Francisco 49ers
By Opponent: N/A

Individual with 25 or More Carries

By Redskins: 1/3/87 George Rogers (28-72-1 TD) in NFC Divisional Round at Chicago Bears
By Opponent: 1/11/87 Joe Morris (29-87-1 TD) in NFC Championship at New York Giants

Rushing Play of 60 or More Yards

By Redskins: N/A
By Opponent: 1/22/84 74t by Marcus Allen, Super Bowl XVIII vs. Los Angeles Raiders

Rushing Play of 40 or More Yards

By Redskins: 1/8/00 58 by Stephen Davis in NFC Wild Card Round vs. Detroit Lions
By Opponent: 1/22/84 74t by Marcus Allen in Super Bowl XVIII vs. Los Angeles Raiders

Individual with Two or More Rushing Touchdowns

By Redskins: 1/8/00 Stephen Davis (15-119-2 TDs) in NFC Wild Card Round vs. Detroit Lions
By Opponent: 1/22/86 Marcus Allen (20-191-2 TDs) in Super Bowl XVIII vs. Los Angeles Raiders

400 Net Yards Passing by Team

By Redskins: N/A
By Opponent: N/A

300 Net Yards Passing by Team

By Redskins: 1/12/91 NFC Divisional Round at San Francisco 49ers (361)
By Opponent: 1/8/84 NFC Championship vs. San Francisco 49ers (347)

Individual with 50 or More Pass Attempts

By Redskins: 1/5/08 Todd Collins (50-29-266-2 TDs-2 INTs) in NFC Wild Card Round at Seattle Seahawks
By Opponent: 1/26/92 Jim Kelly (58-28-275-2 TDs-4 INTs) in Super Bowl XXVI vs. Buffalo Bills

Individual with 40 or More Pass Attempts

By Redskins: 1/5/08 Todd Collins (50-29-266-2 TDs-2 INTs) in NFC Wild Card Round at Seattle Seahawks
By Opponent: 1/8/00 Gus Frerotte (46-21-251-1 TD-2 INT) in NFC Wild Card Round vs. Detroit Lions

Individual with 30 or More Pass Completions

By Redskins: N/A
By Opponent: N/A

Individual with 25 or More Pass Completions

By Redskins: 1/5/08 Todd Collins (50-29-266-2 TDs-2 INTs) in NFC Wild Card Round at Seattle Seahawks
By Opponent: 1/7/06 Chris Simms (38-25-198-0 TDs-2 INTs) in NFC Wild Card Round at Tampa Bay Buccaneers

No Sacks Allowed

By Redskins: 1/26/92 win vs. Buffalo Bills, 37-24, in Super Bowl XXVI (33 attempts by Jim Kelly and Frank Reich)
By Opponent: 1/14/06 loss vs. Seattle Seahawks, 20-10, in NFC Divisional Round (26 attempts by Matt Hasselbeck)

Individual 400-Yard Passing Game

By Redskins: N/A
By Opponent: N/A

Individual 300-Yard Passing Game

By Redskins: 1/12/91 Mark Rypien (48-27-361-1 TD-3 INTs) in NFC Divisional Round at San Francisco 49ers
By Opponent: 1/8/84 Joe Montana (48-27-347-3 TDs-1 INT) in NFC Championship vs. San Francisco 49ers

Consecutive 300-Yard Passing Games (Same Playoffs)

By Redskins: N/A
By Opponent: N/A



THE LAST TIME - POSTSEASON EDITION (CONT.)

Individual with Four or More Touchdown Passes

By Redskins: 1/31/88 Doug Williams (29-18-340-4 TDs-1 INT) in Super Bowl XXII vs. Denver Broncos
By Opponent: 12/26/43 Sid Luckman (26-15-286-5 TDs-0 INT) in NFL Championship vs. Chicago Bears

Individual with Five or More Touchdown Passes

By Redskins: N/A
By Opponent: 12/26/43 Sid Luckman (26-15-286-5 TDs-0 INT) in NFL Championship vs. Chicago Bears

Individual with 10 or More Receptions

By Redskins: 1/5/08 Antwaan Randle El (10-122) in NFC Wild Card Round at Seattle Seahawks
By Opponent: N/A

Individual 200-Yard Receiving Game

By Redskins: N/A
By Opponent: N/A

Individual 150-Yard Receiving Game

By Redskins: 1/12/91 Art Monk (10-163-1 TD) in NFC Divisional Round at San Francisco 49ers
By Opponent: 1/8/83 Leonard Thompson (7-150) in NFC Wild Card Round vs. Detroit Lions

Individual 100-Yard Receiving Game

By Redskins: 1/14/06 Santana Moss (7-103-1 TD) in NFC Divisional Round vs. Seattle Seahawks
By Opponent: 1/5/08 D.J. Hackett (6-101-1 TD) in NFC Wild Card Round at Seattle Seahawks

Two 100-Yard Receivers in the Same Game

By Redskins: 1/26/92 Gary Clark (7-114-1 TD) and Art Monk (7-113) in Super Bowl XXVI vs. Buffalo Bills
By Opponent: N/A

Consecutive 100-Yard Receiving Games (Same Playoffs)

By Redskins: N/A
By Opponent: 1/5/91 - Keith Jackson (5-116) in NFC Divisional Round vs. PHI
1/12/91 and Brent Jones (4-103) in NFC Championship vs. SF

Pass Play of 80 or More Yards

By Redskins: 1/31/88 80t by Doug Williams to Ricky Sanders in Super Bowl XXII vs. Denver Broncos
By Opponent: N/A

Pass Play of 60 or More Yards

By Redskins: 1/31/88 80t by Doug Williams to Ricky Sanders in Super Bowl XXII vs. Denver Broncos
By Opponent: 1/30/83 83t by David Woodley to Jimmy Cefalo in Super Bowl XVII vs. Miami Dolphins

Pass Play of 40 or More Yards

By Redskins: 1/14/06 52 by Mark Brunell to Chris Cooley in NFC Divisional Round vs. Seattle Seahawks
By Opponent: 1/8/00 58 by Gus Frerotte to Herman Moore in NFC Wild Card Round vs. Detroit Lions

Individual with Four or More Touchdown Receptions

By Redskins: N/A
By Opponent: N/A

Individual with Three or More Touchdown Receptions

By Redskins: 1/8/83 Alvin Garrett (6-110-3 TD) in NFC Wild Card Round vs. Detroit Lions
By Opponent: N/A

Led Team in Both Rushing and Receiving Yards in the Same Game

By Redskins: 1/5/91 Earnest Byner (18-49 rushing, 7-77 receiving) in NFC Wild Card Round at Philadelphia Eagles
By Opponent: 1/15/83 Ted Brown (14-65-1 TD rushing, 7-62 receiving) in NFC Divisional Round vs. Minnesota Vikings

100-Yard Rusher & 100-Yard Receiver in the Same Game

By Redskins: 1/31/88 Timmy Smith (22-204-2 TDs) & Ricky Sanders (9-193-2 TDs) in Super Bowl XXII vs. Denver Broncos
By Opponent: 12/16/45 Jim Gillette (17-101) & Jim Benton (9-121-1 TD) in NFL Championship at Cleveland Rams



THE LAST TIME - POSTSEASON EDITION (CONT.)

100-Yard Rusher, 100-Yard Receiver & 300-Yard Passer in the Same Game

By Redskins: 1/31/88 Timmy Smith (22-204-2 TDs), Ricky Sanders (9-193-2 TDs) and Doug Williams (29-18-340-4 TDs-1 INT) in Super Bowl XXII vs. Denver Broncos
By Opponent: N/A

Individual with at Least One Rushing Touchdown and One Receiving Touchdown in the Same Game

By Redskins: 12/26/43 Andy Farkas (11-36-1 TD rushing, 1-17-1 TD receiving) in NFL Championship at Chicago Bears
By Opponent: 12/12/37 Jack Manders (11-73-1 TD rushing, 1-37-1 TD receiving) in NFL Championship at Chicago Bears

Individual with at Least One Rushing Touchdown and One Touchdown Pass in the Same Game

By Redskins: N/A
By Opponent: 1/14/06 Matt Hasselbeck (26-16-215-1 TD passing, 6-21-1 TD rushing) in NFC Divisional Round at Seattle Seahawks

No Turnovers

By Redskins: 1/12/92 NFC Championship vs. Detroit Lions, 41-10
By Opponent: 1/15/83 NFC Divisional Round vs. Minnesota Vikings, 21-7

Touchdown Scored on First Drive

By Redskins: 1/6/13 Robert Griffin III 4 yd pass to Evan Royster in NFC Wild Card Round vs. Seattle Seahawks
By Opponent: 1/9/93 Steve Young 5 yd pass to John Taylor in NFC Divisional Round at San Francisco 49ers

DEFENSIVE TOTALS

Held Opponent Under 200 Net Yards of Total Offense

By Redskins: 1/15/00 NFC Divisional Round at Tampa Bay Buccaneers, 13-14 (191, 44 rushing, 147 passing)
By Opponent: 1/7/06 NFC Wild Card Round at Tampa Bay Buccaneers, 17-10 (120, 95 rushing, 25 passing)

Held Opponent Under 300 Net Yards of Total Offense

By Redskins: 1/7/06 NFC Wild Card Round at Tampa Bay Buccaneers, 17-10 (243, 75 rushing, 168 passing)
By Opponent: 1/6/13 NFC Wild Card Round vs. Seattle Seahawks, 14-24 (203, 104 rushing, 99 passing)

Held Opponent Under 50 Yards Rushing

By Redskins: 1/15/00 NFC Divisional Round at Tampa Bay Buccaneers, 13-14 (44)
By Opponent: 1/15/00 NFC Divisional Round at Tampa Bay Buccaneers, 13-14 (46)

Held Opponent Under 75 Yards Rushing

By Redskins: 1/15/00 NFC Divisional Round at Tampa Bay Buccaneers, 13-14 (44)
By Opponent: 1/14/06 NFC Divisional Round at Seattle Seahawks, 10-20 (59)

Held Opponent Under 100 Yards Rushing

By Redskins: 1/5/08 NFC Wild Card Round at Seattle Seahawks, 14-35 (77)
By Opponent: 1/5/08 NFC Wild Card Round at Seattle Seahawks, 14-35 (75)

Held Opponent Under 100 Net Yards Passing

By Redskins: 1/2/93 NFC Wild Card Round vs. Minnesota Vikings, 24-7 (75)
By Opponent: 1/6/13 NFC Wild Card Round vs. Seattle Seahawks, 14-24 (99)

Held Opponent Under 150 Net Yards Passing

By Redskins: 1/15/00 NFC Divisional Round at Tampa Bay Buccaneers, 13-14 (147)
By Opponent: 1/6/13 NFC Wild Card Round vs. Seattle Seahawks, 14-24 (99)

Interception Return for a Touchdown

By Redskins: 1/12/92 Darrell Green in NFC Championship vs. Detroit Lions (32 yards)
By Opponent: 1/5/08 Jordan Babineaux in NFC Wild Card Round at Seattle Seahawks (57 yards)

Individual with Three or More Interceptions

By Redskins: N/A
By Opponent: N/A

Individual with Two or More Interceptions

By Redskins: 1/5/08 LaRon Landry in NFC Wild Card Round vs. Seattle Seahawks (2)
By Opponent: 1/14/73 Jake Scott in Super Bowl VII vs. Miami Dolphins (2)



THE LAST TIME - POSTSEASON EDITION (CONT.)

Seven or More Sacks by Team

By Redskins: 1/17/88 NFC Championship vs. Minnesota Vikings, 17-10 (8)
By Opponent: 12/30/84 NFC Divisional Round vs. Chicago Bears, 19-23 (7)

Six or More Sacks by Team

By Redskins: 1/17/88 NFC Championship vs. Minnesota Vikings, 17-10 (8)
By Opponent: 12/30/84 NFC Divisional Round vs. Chicago Bears, 19-23 (7)

Five or More Sacks by Team

By Redskins: 1/6/13 NFC Wild Card Round vs. Seattle Seahawks, 14-24 (5)
By Opponent: 1/9/93 NFC Divisional Round at San Francisco 49ers, 13-20 (5)

Individual with Four or More Sacks

By Redskins: N/A
By Opponent: N/A

Individual with Three or More Sacks

By Redskins: 1/2/93 Fred Stokes in NFC Wild Card Round vs. Minnesota Vikings (3)
By Opponent: 1/9/93 Pierce Holt in NFC Divisional Round at San Francisco 49ers (3)

Individual with Two or More Sacks

By Redskins: 1/6/13 Reed Doughty in NFC Wild Card Round vs. Seattle Seahawks (2)
By Opponent: 1/15/00 Steve White in NFC Divisional Round at Tampa Bay Buccaneers (2)

Fumble Returned for Touchdown

By Redskins: 1/7/06 Sean Taylor in NFC Wild Card Round at Tampa Bay Buccaneers (51 yards)
By Opponent: 12/26/71 Bob Hoskins in NFC Divisional Round at San Francisco 49ers (recovered in end zone)

SPECIAL TEAMS TOTALS

Kickoff Return for a Touchdown

By Redskins: 1/15/00 Brian Mitchell in NFC Divisional Round vs. Tampa Bay Buccaneers (100 yards)
By Opponent: 1/30/83 Fulton Walker in Super Bowl XVII vs. Miami Dolphins (98 yards)

Punt Return for a Touchdown

By Redskins: 1/10/88 Darrell Green in NFC Divisional Round at Chicago Bears (52 yards)
By Opponent: N/A

Blocked Punt

By Redskins: 12/22/73 NFC Divisional Round at Minnesota Vikings
By Opponent: 1/22/84 Super Bowl XVIII vs. Los Angeles Raiders

Missed Extra Point Attempt

By Redskins: 1/22/84 Mark Moseley in Super Bowl XVIII vs. Los Angeles Raiders (blocked)
By Opponent: 12/30/84 Bob Thomas in NFC Divisional Round vs. Chicago Bears

Field Goal Attempt Had Blocked

By Redskins: 1/8/00 Brett Conway in NFC Wild Card Round vs. Detroit Lions
By Opponent: 1/12/92 Eddie Murray in NFC Championship vs. Detroit Lions

Blocked Field Goal returned for a TD

By Redskins: N/A
By Opponent: N/A

Individual with Five or More Field Goals

By Redskins: N/A
By Opponent: N/A

Individual with Four or More Field Goals

By Redskins: 12/26/86 Jess Atkinson in NFC Wild Card Round vs. Los Angeles Rams (4)
By Opponent: N/A



THE LAST TIME - POSTSEASON EDITION (CONT.)

Individual with Three or More Field Goals

By Redskins: 1/26/92 Chip Lohmiller in Super Bowl XXVI vs. Buffalo Bills (3)
By Opponent: N/A

Individual with 70-yard or More Punt

By Redskins: N/A
By Opponent: N/A

Individual with 60-yard or More Punt

By Redskins: 12/26/71 Mike Bragg in NFC Divisional Round at San Francisco 49ers (66 yards)
By Opponent: 1/15/83 Greg Coleman in NFC Divisional Round vs. Minnesota Vikings (61 yards)

Individual with 50-yard or More Field Goal

By Redskins: 12/22/73 Curt Knight in NFC Divisional Round at Minnesota Vikings (52 yards)
By Opponent: 1/5/08 Josh Brown in NFC Wild Card Round at Seattle Seahawks (50 yards)

Back to Back Kickoff Returns for Touchdowns


By Redskins: N/A
By Opponent: N/A

Blocked Punt, Returned for Touchdown

By Redskins: N/A
By Opponent: 1/22/84 Derrick Jensen in Super Bowl XVIII vs. Los Angeles Raiders (0 yards)

No Punts

By Redskins: N/A
By Opponent: N/A



Larry Brown (43), the hard-running Washington Redskins back, cradled ball as he looked for daylight just before being hauled down by Green Bay defense in a playoff game on Jan. 5, 1973. Brown was named by the Associated Press as pro football's Offensive Player of the Year in 1972. (AP)



ALL-TIME POSTSEASON INDEX AND GAME SUMMARIES



POSTSEASON INDEX



Since the team was founded as the Boston Braves in 1932, the Redskins franchise has played 41 postseason games in the team's history spanning nine decades. The Redskins are 23-18 in postseason contests and have won five league championships (two NFL titles, three Super Bowl titles).

The Redskins' postseason debut came on Dec. 13, 1936, in the team's final game as the Boston Redskins. Owner George Preston Marshall moved the game from their home field at Fenway Park to a neutral location at Polo Grounds in New York. A year later in the team's first season in Washington, the Eastern Division champion Washington Redskins defeated the Chicago Bears, 28-21, at Wrigley Field in Chicago for the team's first league championship.

The Redskins would win another NFL title after the 1942 season and later earned Super Bowl titles following the 1982, 1987 and 1991 seasons.

Of the Redskins' 23 all-time postseason wins, 20 of them have come since the 1970 AFL-NFL merger, tied for the sixth-most in league history entering the 2015 season. Washington's .588 postseason winning percentage in that time frame ranks eighth in the NFL.

The Redskins' postseason record includes a 13-3 mark in playoff games played at home (not including the 1936 NFL Championship moved to New York). Washington was 1-1 in playoff games at Griffith Stadium, 12-1 at RFK Stadium and is currently 1-1 at FedExField.

Date	Game	Opponent	Result	Coach	Attendance
Dec. 13, 1936	1936 NFL Championship	Green Bay Packers (in New York)	L 21-6	Ray Flaherty	29,595
Dec. 12, 1937	1937 NFL Championship	at Chicago Bears	W 28-21	Ray Flaherty	15,870
Dec. 8, 1940	1940 NFL Championship	Chicago Bears	L 73-0	Ray Flaherty	36,034
Dec. 13, 1942	1942 NFL Championship	Chicago Bears	W 14-6	Ray Flaherty	36,006
Dec. 19, 1943	1943 Eastern Division Playoff	at New York Giants	W 28-0	"Dutch" Bergman	42,800
Dec. 26, 1943	1943 NFL Championship	at Chicago Bears	L 41-21	"Dutch" Bergman	34,320
Dec. 16, 1945	1945 NFL Championship	at Cleveland Browns	L 15-14	Dudley DeGroot	32,178
Dec. 26, 1971	1971 NFC Divisional Round	at San Francisco 49ers	L 24-20	George Allen	45,327
Dec. 24, 1972	1972 NFC Divisional Round	Green Bay Packers	W 16-3	George Allen	53,140
Dec. 31, 1972	1972 NFC Championship	Dallas Cowboys	W 26-3	George Allen	53,129
Jan. 14, 1973	Super Bowl VII	Miami Dolphins (in Los Angeles)	L 14-7	George Allen	90,182
Dec. 22, 1973	1973 NFC Divisional Round	at Minnesota Vikings	L 27-20	George Allen	45,475
Dec. 22, 1974	1974 NFC Divisional Round	at Los Angeles Rams	L 19-10	George Allen	80,118
Dec. 18, 1976	1976 NFC Divisional Round	at Minnesota Vikings	L 35-20	George Allen	47,221
Jan. 8, 1983	1982 NFC Wild Card Round	Detroit Lions	W 31-7	Joe Gibbs	55,045
Jan. 15, 1983	1982 NFC Divisional Round	Minnesota Vikings	W 21-7	Joe Gibbs	54,593
Jan. 22, 1983	1982 NFC Championship	Dallas Cowboys	W 31-17	Joe Gibbs	55,045
Jan. 30, 1983	Super Bowl XVII	Miami Dolphins (in Pasadena, Calif.)	W 27-17	Joe Gibbs	103,667
Jan. 1, 1984	1983 NFC Divisional Round	Los Angeles Rams	W 51-7	Joe Gibbs	55,363
Jan. 8, 1984	1983 NFC Championship	San Francisco 49ers	W 24-21	Joe Gibbs	55,363
Jan. 22, 1984	Super Bowl XVIII	Los Angeles Raiders (in Tampa, Fla.)	L 38-9	Joe Gibbs	72,920
Dec. 30, 1984	1984 NFC Divisional Round	Chicago Bears	L 23-19	Joe Gibbs	55,431
Dec. 28, 1986	1986 NFC Wild Card Round	Los Angeles Rams	W 19-7	Joe Gibbs	54,180
Jan. 3, 1987	1986 NFC Divisional Round	at Chicago Bears	W 27-13	Joe Gibbs	65,141
Jan. 11, 1987	1986 NFC Championship	at New York Giants	L 17-0	Joe Gibbs	76,891
Jan. 10, 1988	1987 NFC Divisional Round	at Chicago Bears	W 21-17	Joe Gibbs	65,268
Jan. 17, 1988	1987 NFC Championship	Minnesota Vikings	W 17-10	Joe Gibbs	55,212
Jan. 31, 1988	Super Bowl XXII	Denver Broncos (in San Diego)	W 42-10	Joe Gibbs	73,302
Jan. 5, 1991	1990 NFC Wild Card Round	at Philadelphia Eagles	W 20-6	Joe Gibbs	65,287
Jan. 12, 1991	1990 NFC Divisional Round	at San Francisco 49ers	L 28-10	Joe Gibbs	65,292
Jan. 4, 1992	1991 NFC Divisional Round	Atlanta Falcons	W 24-7	Joe Gibbs	55,181
Jan. 12, 1992	1991 NFC Championship	Detroit Lions	W 41-10	Joe Gibbs	55,585
Jan. 26, 1992	Super Bowl XXVI	Buffalo Bills (in Minneapolis)	W 37-24	Joe Gibbs	63,130
Jan. 2, 1993	1992 NFC Wild Card Round	at Minnesota Vikings	W 24-7	Joe Gibbs	57,353
Jan. 9, 1993	1992 NFC Divisional Round	at San Francisco 49ers	L 20-13	Joe Gibbs	64,991
Jan. 8, 2000	1999 NFC Wild Card Round	Detroit Lions	W 27-13	Norv Turner	79,441
Jan. 15, 2000	1999 NFC Divisional Round	at Tampa Bay Buccaneers	L 14-13	Norv Turner	65,835
Jan. 7, 2006	2005 NFC Wild Card Round	at Tampa Bay Buccaneers	W 17-10	Joe Gibbs	65,514
Jan. 14, 2006	2005 NFC Divisional Round	at Seattle Seahawks	L 20-10	Joe Gibbs	67,551
Jan. 5, 2008	2007 NFC Wild Card Round	at Seattle Seahawks	L 35-14	Joe Gibbs	68,297
Jan. 6, 2013	2012 NFC Wild Card Round	Seattle Seahawks	L 24-14	Mike Shanahan	84,325

League championships *stylized*.

POSTSEASON GUIDE



December 13, 1936

NFL Championship - Polo Grounds (New York)

	1	2	3	4	Total
Green Bay Packers	7	0	7	7	21
Boston Redskins	0	6	0	0	6

Scoring Summary

First Quarter

GB - Don Hutson 48 yd pass from Arnie Herber (Ernie Smith kick).

Second Quarter

Bos - Pug Rentner 2 yd run (Riley Smith XP kick failed).

Third Quarter

GB - Milt Gantenbein 8 yd pass from Arnie Herber (Ernie Smith kick).

Fourth Quarter

GB - Bob Monnett 2 yd run (Tiny Engebretsen kick).

Team Stats

	GB	Bos
First Downs	7	8
Rushing	2	4
Passing	4	3
Penalty	1	1
Net Yards Rushing	67	39
Rushes	37	32
Yards per Rush	1.8	1.2
Net Yards Passing	153	91
Completed - Attempted	9-23	7-26
Yards per Pass Attempted	6.7	3.5
Had Intercepted	2	1
Punts - Average	8-302-37.8	10-340-34.0
Return Yardage	84	110
Punts - Return Yards	3-27	5-58
Kickoffs - Return Yards	3-57	3-30
Interceptions - Return Yards	1-0	2-22
Penalties - Yards	3-15	3-30
Fumbles - Lost	2-1	5-3

Yardage Leaders

REDSKINS

Passing: Don Irwin (1-3 33)

Rushing: Don Irwin (12-39)

Receiving: Ed Justice (1-33)

OPPONENT

Passing: Arnie Herber (6-14 129, 2 TD, 1 INT)

Rushing: Clarke Hinkle (16-58)

Receiving: Don Hutson (5-76, 1 TD)

December 12, 1937

NFL Championship - Wrigley Field (Chicago)

	1	2	3	4	Total
Washington Redskins	7	0	21	0	28
Chicago Bears	14	0	7	0	21

Scoring Summary

First Quarter

Was - Cliff Battles 7 yd run (Riley Smith kick).

Chi - Jack Manders 10 yd run (Jack Manders kick).

Chi - Jack Manders 37 yd pass from Bernie Masterson (Jack Manders kick).

Second Quarter

No Scoring.

Third Quarter

Was - Wayne Millner 55 yd pass from Sammy Baugh (Riley Smith kick).

Chi - Eggs Manske 4 yd pass from Bernie Masterson (Jack Manders kick).

Was - Wayne Millner 78 yd pass from Sammy Baugh (Riley Smith kick).

Was - Ed Justice 35 yd pass from Sammy Baugh (Riley Smith kick).

Fourth Quarter

No Scoring.

Team Stats

	Was	Chi
First Downs	18	11
Rushing	8	7
Passing	10	4
Penalty	0	0
Net Yards Rushing	70	128
Rushes	35	38
Yards per Rush	2.0	3.4
Net Yards Passing	371	207
Completed - Attempted	22-40	8-31
Yards per Pass Attempted	9.3	6.7
Had Intercepted	3	3
Punts - Average	8-174-21.8	6-297-49.5
Return Yardage	103	115
Punts - Return Yards	1-11	2-0
Kickoffs - Return Yards	3-47	3-72
Interceptions - Return Yards	3-45	3-43
Penalties - Yards	1-5	1-15
Fumbles - Lost	3-3	3-1

Yardage Leaders

REDSKINS

Passing: Sammy Baugh (18-33 335, 3 TD, INT)

Rushing: Cliff Battles (17-53, 1 TD)

Receiving: Wayne Millner (9-160, 2 TD)

OPPONENT

Passing: Bernie Masterson (4-18 130, 2 TD, 2 INT)

Rushing: Jack Manders (11-73, 1 TD)

Receiving: Eggs Manske (2-55, 1 TD)



December 8, 1940

NFL Championship - Griffith Stadium (Washington)

	1	2	3	4	Total
Chicago Bears	21	7	26	19	73
Washington Redskins	0	0	0	0	0

Scoring Summary

First Quarter

Chi - Bill Osmanski 68 yd run (Jack Manders kick).
 Chi - Sid Luckman 1 yd run (Bob Snyder kick).
 Chi - Joe Maniaci 42 yd run (Phil Martinovich kick).

Second Quarter

Chi - Ken Kavanaugh 30 yd pass from Sid Luckman (Bob Snyder kick).

Third Quarter

Chi - Hamp Pool 15 yd interception return (Dick Plasman kick).
 Chi - Ray Nolting 23 yd run (Jack Manders XP kick failed).
 Chi - George McAfee 34 yd interception return (Joe Stydahar kick).
 Chi - Bulldog Turner 24 yd interception return (Jack Manders XP kick failed).

Fourth Quarter

Chi - Harry Clarke 44 yd run (Jack Manders XP kick failed).
 Chi - Gary Famiglietti 2 yd run (Joe Maniaci 1 point pass from Solly Sherman).
 Chi - Harry Clarke 1 yd run (failed 1 point pass).

Team Stats

	Chi	Was
First Downs	17	17
Rushing	13	4
Passing	3	10
Penalty	1	3
Net Yards Rushing	382	22
Rushes	57	14
Yards per Rush	6.7	1.6
Net Yards Passing	119	223
Completed - Attempted	7-10	20-51
Yards per Pass Attempted	11.9	4.4
Had Intercepted	0	8
Punts - Average	2-92-46.0	3-124-41.3
Return Yardage	167	229
Punts - Return Yards	3-28	1-4
Kickoffs - Return Yards	1-22	8-225
Interceptions - Return Yards	8-117	0-0
Penalties - Yards	3-25	8-70
Fumbles - Lost	2-1	4-1

Yardage Leaders

REDSKINS

Passing: Sammy Baugh (10-17 102, 2 INT)
 Rushing: Frankie Filchock (2-20)
 Receiving: Wayne Millner (5-84)

OPPONENT

Passing: Sid Luckman (3-4 88, 1 TD)
 Rushing: Bill Osmanski (10-109, 1 TD)
 Receiving: Joe Maniaci (3-39)

December 13, 1942

NFL Championship - Griffith Stadium (Washington)

	1	2	3	4	Total
Chicago Bears	0	6	0	0	6
Washington Redskins	0	7	7	0	14

Scoring Summary

First Quarter

No Scoring.

Second Quarter

Chi - Lee Artoe 50 yd opponent fumble return (Lee Artoe XP kick failed).
 Was - Wilbur Moore 38 yd pass from Sammy Baugh (Bob Masterson kick).

Third Quarter

Was - Andy Farkas 1 yd run (Bob Masterson kick).

Fourth Quarter

No Scoring.

Team Stats

	Chi	Was
First Downs	10	9
Rushing	4	5
Passing	5	2
Penalty	1	2
Net Yards Rushing	69	101
Rushes	41	36
Yards per Rush	1.7	2.8
Net Yards Passing	130	65
Completed - Attempted	10-20	5-13
Yards per Pass Attempted	6.5	5
Had Intercepted	3	2
Punts - Average	6-253-42.2	6-315-52.5
Return Yardage	83	84
Punts - Return Yards	2-20	6-21
Kickoffs - Return Yards	3-63	2-49
Interceptions - Return Yards	2-0	3-14
Penalties - Yards	7-47	4-26
Fumbles - Lost	2-1	1-0

Yardage Leaders

REDSKINS

Passing: Sammy Baugh (5-13 65, 1 TD, 2 INT)
 Rushing: Andy Farkas (12-43, 1 TD)
 Receiving: Wilbur Moore (2-39, 1 TD)

OPPONENT

Passing: Charlie O'Rourke (5-7 128)
 Rushing: Bill Osmanski (12-32)
 Receiving: Ray McLean (4-46)



December 19, 1943

Eastern Title Playoff - Polo Grounds (New York)

	1	2	3	4	Total
Washington Redskins	0	14	0	14	28
New York Giants	0	0	0	0	0

Scoring Summary

First Quarter

No Scoring.

Second Quarter

Was - Andy Farkas 2 yd run (Bob Masterson kick).

Was - Andy Farkas 2 yd run (Bob Masterson kick).

Third Quarter

No Scoring.

Fourth Quarter

Was - Andy Farkas 1 yd run (Bob Masterson kick).

Was - Ted Lapka 11 yd pass from Sammy Baugh (Bob Masterson kick).

Team Stats

	Was	NYG
First Downs	13	8
Rushing	2	5
Passing	10	1
Penalty	1	2
Net Yards Rushing	83	55
Rushes	39	33
Yards per Rush	2.1	1.7
Net Yards Passing	213	57
Completed - Attempted	17-22	4-20
Yards per Pass Attempted	9.7	2.8
Had Intercepted	2	3
Punts - Average	7-308-44.0	10-408-40.8
Return Yardage	205	126
Punts - Return Yards	8-89	3-41
Kickoffs - Return Yards	2-50	4-80
Interceptions - Return Yards	3-66	2-5
Penalties - Yards	9-83	5-35
Fumbles - Lost	2-1	0-0

Yardage Leaders

REDSKINS

Passing: Sammy Baugh (16-21 199, 1 TD, 2 INT)

Rushing: Andy Farkas (22-60, 2 TD)

Receiving: Bob Masterson (5-70)

OPPONENT

Passing: Tuffy Leemans (2-10 44, 3 INT)

Rushing: Bill Paschal (16-56)

Receiving: Ward Cuff (2-46)

December 26, 1943

NFL Championship - Wrigley Field (Chicago)

	1	2	3	4	Total
Washington Redskins	0	7	7	7	21
Chicago Bears	0	14	13	14	41

Scoring Summary

First Quarter

No Scoring.

Second Quarter

Was - Andy Farkas 1 yd run (Bob Masterson kick).

Chi - Harry Clarke 31 yd pass from Sid Luckman (Bob Snyder kick).

Chi - Bronko Nagurski 3 yd run (Bob Snyder kick).

Third Quarter

Chi - Dante Magnani 36 yd pass from Sid Luckman (Bob Snyder kick).

Chi - Dante Magnani 66 yd pass from Sid Luckman (Bob Snyder XP kick failed).

Was - Andy Farkas 17 yd pass from Sammy Baugh (Bob Masterson kick).

Fourth Quarter

Chi - Jim Benton 26 yd pass from Sid Luckman (Bob Snyder kick).

Chi - Harry Clarke 10 yd pass from Sid Luckman (Bob Snyder kick).

Was - Joe Aguirre 25 yd pass from Sammy Baugh (Joe Aguirre kick).

Team Stats

	Was	Chi
First Downs	11	14
Rushing	4	8
Passing	6	6
Penalty	1	0
Net Yards Rushing	50	169
Rushes	27	44
Yards per Rush	1.9	3.8
Net Yards Passing	199	286
Completed - Attempted	11-24	15-27
Yards per Pass Attempted	8.3	10.6
Had Intercepted	4	0
Punts - Average	5-204-40.8	5-160-32.0
Return Yardage	147	174
Punts - Return Yards	1-6	5-67
Kickoffs - Return Yards	6-141	3-39
Interceptions - Return Yards	0-0	4-68
Penalties - Yards	3-35	8-81
Fumbles - Lost	2-2	0-0

Yardage Leaders

REDSKINS

Passing: Sammy Baugh (8-12 123, 2 TD, 1 INT)

Rushing: Andy Farkas (11-36, 1 TD)

Receiving: Wilbur Moore (5-108)

OPPONENT

Passing: Sid Luckman (15-26 286, 5 TD)

Rushing: Sid Luckman (8-64)

Receiving: Dante Magnani (4-122, 2 TD)

POSTSEASON GUIDE



December 16, 1945

NFL Championship - Cleveland Municipal Stadium (Cleveland)

	1	2	3	4	Total
Washington Redskins	0	7	7	0	14
Cleveland Rams	2	7	6	0	15

Scoring Summary

First Quarter

CLR - Team safety

Second Quarter

Was - Steve Bagarus 38 yd pass from Frankie Filchock (Joe Aguirre kick).

CLR - Jim Benton 37 yd pass from Bob Waterfield (Bob Waterfield kick).

Third Quarter

CLR - Jim Gillette 44 yd pass from Bob Waterfield (Bob Waterfield XP kick failed).

Was - Bob Seymour 8 yd pass from Frankie Filchock (Joe Aguirre kick).

Fourth Quarter

No Scoring.

Team Stats

	Was	CLR
First Downs	8	14
Rushing	3	9
Passing	4	4
Penalty	1	1
Net Yards Rushing	35	180
Rushes	34	44
Yards per Rush	1.0	4.1
Net Yards Passing	179	192
Completed - Attempted	9-20	14-27
Yards per Pass Attempted	9	7.1
Had Intercepted	2	2
Punts - Average	7-252-36.0	8-303-37.9
Return Yardage	150	131
Punts - Return Yards	5-67	5-46
Kickoffs - Return Yards	3-72	3-50
Interceptions - Return Yards	2-11	2-35
Penalties - Yards	4-29	6-60
Fumbles - Lost	1-0	1-1

Yardage Leaders

REDSKINS

Passing: Frankie Filchock (8-14 172, 2 TD, 2 INT)

Rushing: Merlyn Condit (9-18)

Receiving: Steve Bagarus (3-95)

OPPONENT

Passing: Bob Waterfield (14-27 192, 2 TD, 2 INT)

Rushing: Jim Gillette (17-101)

Receiving: Jim Benton (9-121, 1 TD)

December 26, 1971

NFC Divisional Round - Candlestick Park (San Francisco)

	1	2	3	4	Total
Washington Redskins	7	3	3	7	20
San Francisco 49ers	0	3	14	7	24

Scoring Summary

First Quarter

Was - Jerry Smith 5 yd pass from Billy Kilmer (Curt Knight kick).

Second Quarter

SF - Bruce Gossett 23 yd FG.

Was - Curt Knight 40 yd FG.

Third Quarter

SF - Gene Washington 78 yd pass from John Brodie (Bruce Gossett kick).

SF - Bob Windsor 2 yd pass from John Brodie (Bruce Gossett kick).

Was - Curt Knight 36 yd FG.

Fourth Quarter

SF - Bob Hoskins 0 yd own fumble return (Bruce Gossett kick).

Was - Larry Brown 16 yd pass from Billy Kilmer (Curt Knight kick).

Team Stats

	Was	SF
First Downs	13	11
Rushing	6	2
Passing	5	9
Penalty	2	0
Total Net Yards	192	285
Total Net Plays	67	59
Average Gain	2.9	4.8
Net Yards Rushing	99	112
Rushes	39	39
Yards per Rush	2.5	2.9
Net Yards Passing	93	173
Completed - Attempted	11-27	10-19
Yards per Pass Play	3.3	8.7
Sacked - Yards Lost	1-13	1-3
Had Intercepted	1	0
Punts - Average	5-231-46.2	10-337-33.7
Return Yardage	247	109
Punts - Return Yards	4-58	3-13
Kickoffs - Return Yards	4-189	5-79
Interceptions - Return Yards	0-0	1-17
Penalties - Yards	4-55	3-41
Fumbles - Lost	3-2	0-0

Yardage Leaders

REDSKINS

Passing: Billy Kilmer (11-27 106, 2 TD, 1 INT)

Rushing: Larry Brown (27-84)

Receiving: Larry Brown (6-62, 1 TD)

OPPONENT

Passing: John Brodie (10-19 176, 2 TD)

Rushing: Vic Washington (16-59)

Receiving: Gene Washington (1-78, 1 TD)

POSTSEASON GUIDE



December 24, 1972

NFC Divisional Round - RFK Stadium (Washington)

	1	2	3	4	Total
Green Bay Packers	0	3	0	0	3
Washington Redskins	0	10	0	6	16

Scoring Summary

First Quarter

No Scoring.

Second Quarter

GB - Chester Marcol 17 yd FG.

Was - Roy Jefferson 32 yd pass from Billy Kilmer (Curt Knight kick).

Was - Curt Knight 42 yd FG.

Third Quarter

No Scoring.

Fourth Quarter

Was - Curt Knight 35 yd FG.

Was - Curt Knight 46 yd FG.

Team Stats

	GB	Was
First Downs	10	13
Rushing	2	6
Passing	8	4
Penalty	0	3
Total Net Yards	211	232
Total Net Plays	55	51
Average Gain	3.8	4.5
Net Yards Rushing	78	138
Rushes	29	36
Yards per Rush	2.7	3.8
Net Yards Passing	133	94
Completed - Attempted	12-24	7-14
Yards per Pass Play	5.1	6.3
Sacked - Yards Lost	2-17	1-6
Had Intercepted	1	0
Punts - Average	8-293-36.6	6-279-46.5
Return Yardage	95	94
Punts - Return Yards	4-33	3-19
Kickoffs - Return Yards	4-62	2-60
Interceptions - Return Yards	0-0	1-15
Penalties - Yards	6-54	4-30
Fumbles - Lost	0-0	1-1

Yardage Leaders

REDSKINS

Passing: Billy Kilmer (7-14 100, 1 TD)

Rushing: Larry Brown (25-101)

Receiving: Roy Jefferson (5-84, 1 TD)

OPPONENT

Passing: Scott Hunter (12-24 150, 1 INT)

Rushing: MacArthur Lane (14-56)

Receiving: MacArthur Lane (4-42)

December 31, 1972

NFC Championship - RFK Stadium (Washington)

	1	2	3	4	Total
Dallas Cowboys	0	3	0	0	3
Washington Redskins	0	10	0	16	26

Scoring Summary

First Quarter

No Scoring.

Second Quarter

Was - Curt Knight 18 yd FG.

Was - Charley Taylor 15 yd pass from Billy Kilmer (Curt Knight kick).

Dal - Toni Fritsch 35 yd FG.

Third Quarter

No Scoring.

Fourth Quarter

Was - Charley Taylor 40 yd pass from Billy Kilmer (Curt Knight kick).

Was - Curt Knight 39 yd FG.

Was - Curt Knight 46 yd FG.

Was - Curt Knight 45 yd FG.

Team Stats

	Dal	Was
First Downs	8	16
Rushing	3	4
Passing	3	11
Penalty	2	1
Total Net Yards	169	316
Total Net Plays	45	62
Average Gain	3.8	5.1
Net Yards Rushing	96	122
Rushes	21	44
Yards per Rush	4.6	2.8
Net Yards Passing	73	194
Completed - Attempted	9-21	14-18
Yards per Pass Play	3.0	10.8
Sacked - Yards Lost	3-25	0-0
Had Intercepted	0	0
Punts - Average	7-302-43.1	4-144-36.0
Return Yardage	49	10
Punts - Return Yards	3--5	4-10
Kickoffs - Return Yards	3-54	0-0
Interceptions - Return Yards	0-0	0-0
Penalties - Yards	4-30	4-38
Fumbles - Lost	1-1	2-1

Yardage Leaders

REDSKINS

Passing: Billy Kilmer (14-18 194, 2 TD)

Rushing: Larry Brown (30-88)

Receiving: Charley Taylor (7-146, 2 TD)

OPPONENT

Passing: Roger Staubach (9-20 98)

Rushing: Roger Staubach (5-59)

Receiving: Ron Sellers (2-29)



January 14, 1973

Super Bowl VII - L.A. Memorial Coliseum (Los Angeles)

	1	2	3	4	Total
Miami Dolphins	7	7	0	0	14
Washington Redskins	0	0	0	7	7

Scoring Summary

First Quarter

Mia - Howard Twilley 28 yd pass from Bob Griese (Garo Yepremian kick).

Second Quarter

Mia - Jim Kiick 1 yd run (Garo Yepremian kick).

Third Quarter

No Scoring.

Fourth Quarter

Was - Mike Bass 49 yd opponent fumble return (Curt Knight kick).

Team Stats

	Mia	Was
First Downs	12	16
Rushing	7	9
Passing	5	7
Penalty	0	0
3rd-Down Efficiency	3 for 11	3 for 13
4th-Down Efficiency	0 for 0	0 for 1
Total Net Yards	253	228
Total Net Plays	50	66
Average Gain	5.1	3.5
Net Yards Rushing	184	141
Rushes	37	36
Yards per Rush	5.0	3.9
Net Yards Passing	69	87
Completed - Attempted	8-11	14-28
Yards per Pass Play	5.3	2.9
Sacked - Yards Lost	2-19	2-17
Had Intercepted	1	3
Punts - Average	7-301-43.0	5-156-31.2
Return Yardage	132	54
Punts - Return Yards	2-4	4-9
Kickoffs - Return Yards	2-33	3-45
Interceptions - Return Yards	3-95	1-0
Penalties - Yards	3-35	3-25
Fumbles - Lost	2-1	1-0
Red-Zone Efficiency	1 for 2	0 for 2
Goal-to-Go Efficiency	1 for 2	0 for 0
Time of Possession	27:29	32:31

Yardage Leaders

REDSKINS

Passing: Billy Kilmer (14-28 104, 3 INT)

Rushing: Larry Brown (22-72)

Receiving: Roy Jefferson (5-50)

OPPONENT

Passing: Bob Griese (8-11 88, 1 TD, 1 INT)

Rushing: Larry Csonka (15-112)

Receiving: Paul Warfield (3-36)

December 22, 1973

NFC Divisional Round - Metropolitan Stadium (Bloomington, Minn.)

	1	2	3	4	Total
Washington Redskins	0	7	3	10	20
Minnesota Vikings	0	3	7	17	27

Scoring Summary

First Quarter

No Scoring.

Second Quarter

Min - Fred Cox 19 yd FG.

Was - Larry Brown 3 yd run (Curt Knight kick).

Third Quarter

Min - Bill Brown 2 yd run (Fred Cox kick).

Was - Curt Knight 52 yd FG.

Fourth Quarter

Was - Curt Knight 42 yd FG.

Min - John Gilliam 28 yd pass from Fran Tarkenton (Fred Cox kick).

Min - John Gilliam 6 yd pass from Fran Tarkenton (Fred Cox kick).

Was - Roy Jefferson 28 yd pass from Billy Kilmer (Curt Knight kick).

Min - Fred Cox 30 yd FG.

Team Stats

	Was	Min
First Downs	18	17
Rushing	10	6
Passing	7	11
Penalty	1	0
Total Net Yards	314	359
Total Net Plays	66	63
Average Gain	4.8	5.7
Net Yards Rushing	155	141
Rushes	42	34
Yards per Rush	3.7	4.1
Net Yards Passing	159	218
Completed - Attempted	13-24	16-28
Yards per Pass Play	6.6	7.5
Sacked - Yards Lost	0-0	1-4
Had Intercepted	1	1
Punts - Average	4-149-37.3	6-191-31.8
Return Yardage	150	156
Punts - Return Yards	4-18	2-3
Kickoffs - Return Yards	5-104	5-127
Interceptions - Return Yards	1-28	1-26
Penalties - Yards	0-0	2-9
Fumbles - Lost	2-1	2-1

Yardage Leaders

REDSKINS

Passing: Billy Kilmer (13-24 159, 1 TD, 1 INT)

Rushing: Larry Brown (29-115, 1 TD)

Receiving: Roy Jefferson (6-84, 1 TD)

OPPONENT

Passing: Fran Tarkenton (16-28 222, 2 TD, 1 INT)

Rushing: Oscar Reed (17-95)

Receiving: Oscar Reed (5-76)

POSTSEASON GUIDE



December 22, 1974

NFC Divisional Round - L.A. Memorial Coliseum (Los Angeles)

	1	2	3	4	Total
Washington Redskins	3	7	0	0	10
Los Angeles Rams	7	0	3	9	19

Scoring Summary

First Quarter

LAN - Bob Klein 10 yd pass from James Harris (David Ray kick).
Was - Mike Bragg 35 yd FG.

Second Quarter

Was - Moses Denson 1 yd run (Mike Bragg kick).

Third Quarter

LAN - David Ray 37 yd FG.

Fourth Quarter

LAN - David Ray 26 yd FG.
LAN - Isiah Robertson 59 yd interception return (failed 1 point pass).

Team Stats

	Was	LAN
First Downs	13	14
Rushing	4	8
Passing	7	6
Penalty	2	0
Total Net Yards	218	226
Total Net Plays	58	66
Average Gain	3.8	3.4
Net Yards Rushing	49	131
Rushes	27	42
Yards per Rush	1.8	3.1
Net Yards Passing	169	95
Completed - Attempted	13-30	8-24
Yards per Pass Play	5.5	4.0
Sacked - Yards Lost	1-8	0-0
Had Intercepted	3	2
Punts - Average	5-226-45.2	5-215-43.0
Return Yardage	150	169
Punts - Return Yards	5-31	2-16
Kickoffs - Return Yards	5-95	3-82
Interceptions - Return Yards	2-24	3-71
Penalties - Yards	1-5	5-49
Fumbles - Lost	3-3	2-0

Yardage Leaders

REDSKINS

Passing: Billy Kilmer (7-18 99)
Rushing: Larry Brown (18-39)
Receiving: Charley Taylor (4-79)

OPPONENT

Passing: James Harris (8-24 95, 1 TD, 2 INT)
Rushing: Lawrence McCutcheon (26-71)
Receiving: Harold Jackson (2-35)

December 18, 1976

NFC Divisional Round - Metropolitan Stadium (Bloomington, Minn.)

	1	2	3	4	Total
Washington Redskins	3	0	3	14	20
Minnesota Vikings	14	7	14	0	35

Scoring Summary

First Quarter

Min - Stu Voigt 18 yd pass from Fran Tarkenton (Fred Cox kick).
Was - Mark Moseley 47 yd FG.
Min - Sammy White 27 yd pass from Fran Tarkenton (Fred Cox kick).

Second Quarter

Min - Chuck Foreman 2 yd run (Fred Cox kick).

Third Quarter

Min - Chuck Foreman 30 yd run (Fred Cox kick).
Was - Mark Moseley 35 yd FG.
Min - Sammy White 9 yd pass from Fran Tarkenton (Fred Cox kick).

Fourth Quarter

Was - Frank Grant 12 yd pass from Billy Kilmer (Mark Moseley kick).
Was - Roy Jefferson 3 yd pass from Billy Kilmer (Mark Moseley kick).

Team Stats

	Was	Min
First Downs	19	21
Rushing	3	11
Passing	15	9
Penalty	1	1
Total Net Yards	365	384
Total Net Plays	68	69
Average Gain	5.4	5.6
Net Yards Rushing	75	221
Rushes	18	46
Yards per Rush	4.2	4.8
Net Yards Passing	290	163
Completed - Attempted	26-49	12-22
Yards per Pass Play	5.8	7.1
Sacked - Yards Lost	1-8	1-7
Had Intercepted	2	2
Punts - Average	6-197-32.8	6-276-46.0
Return Yardage	216	53
Punts - Return Yards	6-55	2-12
Kickoffs - Return Yards	6-136	3-41
Interceptions - Return Yards	2-25	2-0
Penalties - Yards	7-57	5-30
Fumbles - Lost	0-0	2-0

Yardage Leaders

REDSKINS

Passing: Billy Kilmer (26-49 298, 2 TD, 2 INT)
Rushing: Mike Thomas (11-45)
Receiving: Frank Grant (6-70, 1 TD)

OPPONENT

Passing: Fran Tarkenton (12-21 170, 3 TD, 2 INT)
Rushing: Chuck Foreman (20-105, 2 TD)
Receiving: Sammy White (4-64, 2 TD)



January 8, 1983

NFC Wild Card Round - RFK Stadium (Washington)

	1	2	3	4	Total
Detroit Lions	0	0	7	0	7
Washington Redskins	10	14	7	0	31

Scoring Summary

First Quarter

Was - Jeris White 77 yd interception return (Mark Moseley kick).
Was - Mark Moseley 26 yd FG.

Second Quarter

Was - Alvin Garrett 21 yd pass from Joe Theismann (Mark Moseley kick).
Was - Alvin Garrett 21 yd pass from Joe Theismann (Mark Moseley kick).

Third Quarter

Was - Alvin Garrett 27 yd pass from Joe Theismann (Mark Moseley kick).
Det - David Hill 15 yd pass from Eric Hipple (Eddie Murray kick).

Fourth Quarter

No Scoring.

Team Stats

	Det	Was
First Downs	20	18
Rushing	6	10
Passing	12	8
Penalty	2	0
3rd-Down Efficiency	4 for 13	8 for 14
Total Net Yards	364	366
Total Net Plays	63	59
Average Gain	5.8	6.2
Net Yards Rushing	95	175
Rushes	21	38
Yards per Rush	4.5	4.6
Net Yards Passing	269	191
Completed - Attempted	22-38	14-19
Yards per Pass Play	6.4	9.1
Sacked - Yards Lost	4-29	2-19
Had Intercepted	2	0
Punts - Average	3-115-38.3	4-125-31.3
Return Yardage	136	174
Punts - Return Yards	2-13	3-60
Kickoffs - Return Yards	6-123	2-37
Interceptions - Return Yards	0-0	2-77
Penalties - Yards	5-29	4-20
Fumbles - Lost	3-3	0-0
Time of Possession	27:22	32:38

Yardage Leaders

REDSKINS

Passing: Joe Theismann (14-19 210, 3 TD)
Rushing: John Riggins (25-119)
Receiving: Alvin Garrett (6-110, 3 TD)

OPPONENT

Passing: Eric Hipple (22-38 298, 1 TD, 2 INT)
Rushing: Eric Hipple (6-47)
Receiving: Leonard Thompson (7-150)

January 15, 1983

NFC Divisional Round - RFK Stadium (Washington)

	1	2	3	4	Total
Minnesota Vikings	0	7	0	0	7
Washington Redskins	14	7	0	0	21

Scoring Summary

First Quarter

Was - Don Warren 3 yd pass from Joe Theismann (Mark Moseley kick).
Was - John Riggins 2 yd run (Mark Moseley kick).

Second Quarter

Min - Ted Brown 18 yd run (Rick Danmeier kick).
Was - Alvin Garrett 18 yd pass from Joe Theismann (Mark Moseley kick).

Third Quarter

No Scoring.

Fourth Quarter

No Scoring.

Team Stats

	Min	Was
First Downs	15	23
Rushing	3	12
Passing	11	11
Penalty	1	0
3rd-Down Efficiency	8 for 15	6 for 12
Total Net Yards	317	415
Total Net Plays	59	67
Average Gain	5.4	6.2
Net Yards Rushing	79	204
Rushes	18	42
Yards per Rush	4.4	4.9
Net Yards Passing	238	211
Completed - Attempted	18-39	17-23
Yards per Pass Play	5.8	8.4
Sacked - Yards Lost	2-14	2-2
Had Intercepted	0	1
Punts - Average	4-157-39.3	2-60-30.0
Return Yardage	45	49
Punts - Return Yards	0-0	1-9
Kickoffs - Return Yards	3-45	2-40
Interceptions - Return Yards	1-0	0-0
Penalties - Yards	5-39	3-25
Fumbles - Lost	1-0	0-0
Time of Possession	25:09	34:51

Yardage Leaders

REDSKINS

Passing: Joe Theismann (17-23 213, 2 TD, 1 INT)
Rushing: John Riggins (37-185, 1 TD)
Receiving: Charlie Brown (5-59)

OPPONENT

Passing: Tommy Kramer (18-39 252)
Rushing: Ted Brown (14-65, 1 TD)
Receiving: Ted Brown (7-62)

POSTSEASON GUIDE



January 22, 1983

NFC Championship - RFK Stadium (Washington)

	1	2	3	4	Total
Dallas Cowboys	3	0	14	0	17
Washington Redskins	7	7	7	10	31

Scoring Summary

First Quarter

Dal - Rafael Septien 27 yd FG.
Was - Charlie Brown 19 yd pass from Joe Theismann (Mark Moseley kick).

Second Quarter

Was - John Riggins 1 yd run (Mark Moseley kick).

Third Quarter

Dal - Drew Pearson 6 yd pass from Gary Hogeboom (Rafael Septien kick).
Was - John Riggins 4 yd run (Mark Moseley kick).
Dal - Butch Johnson 23 yd pass from Gary Hogeboom (Rafael Septien kick).

Fourth Quarter

Was - Mark Moseley 29 yd FG.
Was - Darryl Grant 10 yd interception return (Mark Moseley kick).

Team Stats

	Dal	Was
First Downs	21	18
Rushing	2	11
Passing	19	5
Penalty	0	2
3rd-Down Efficiency	8 for 14	5 for 14
Total Net Yards	340	260
Total Net Plays	65	63
Average Gain	5.2	4.1
Net Yards Rushing	65	137
Rushes	21	40
Yards per Rush	3.1	3.4
Net Yards Passing	275	123
Completed - Attempted	23-44	12-20
Sacked - Yards Lost	0-0	3-27
Had Intercepted	2	0
Punts - Average	3-93-31.0	5-201-40.2
Punts - Return Yards	3-10	2-14
Kickoffs - Return Yards	5-94	4-128
Interceptions - Return Yards	0-0	2-12
Penalties - Yards	3-15	3-25
Fumbles - Lost	2-1	1-0
Time of Possession	27:22	32:38

Yardage Leaders

REDSKINS

Passing: Joe Theismann (12-20 150, 1 TD)
Rushing: John Riggins (36-140, 2 TD)
Receiving: Charlie Brown (3-54, 1 TD)

OPPONENT

Passing: Gary Hogeboom (14-29 162, 2 TD, 2 INT)
Rushing: Tony Dorsett (15-57)
Receiving: Butch Johnson (5-73, 1 TD)

January 30, 1983

Super Bowl XVII - Rose Bowl Stadium (Pasadena, Calif.)

	1	2	3	4	Total
Miami Dolphins	7	10	0	0	17
Washington Redskins	0	10	3	14	27

Scoring Summary

First Quarter

Mia - Jimmy Cefalo 76 yd pass from David Woodley (Uwe von Schamann kick).

Second Quarter

Was - Mark Moseley 31 yd FG.
Mia - Uwe von Schamann 20 yd FG.
Was - Alvin Garrett 4 yd pass from Joe Theismann (Mark Moseley kick).
Mia - Fulton Walker 98 yd kick return (Uwe von Schamann kick).

Third Quarter

Was - Mark Moseley 20 yd FG.

Fourth Quarter

Was - John Riggins 43 yd run (Mark Moseley kick).
Was - Charlie Brown 6 yd pass from Joe Theismann (Mark Moseley kick).

Team Stats

	Mia	Was
First Downs	9	24
Rushing	7	14
Passing	2	9
Penalty	0	1
3rd-Down Efficiency	3 for 11	11 for 18
4th-Down Efficiency	0 for 1	1 for 1
Total Net Yards	176	400
Total Net Plays	47	78
Average Gain	3.7	5.1
Net Yards Rushing	96	276
Rushes	29	52
Yards per Rush	3.3	5.3
Net Yards Passing	80	124
Completed - Attempted	4-17	15-23
Yards per Pass Play	4.4	4.8
Sacked - Yards Lost	1-17	3-19
Had Intercepted	1	2
Punts - Average	6-227-37.8	4-168-42.0
Punts - Return Yards	2-22	6-52
Kickoffs - Return Yards	6-222	3-57
Interceptions - Return Yards	2-0	1-0
Penalties - Yards	4-55	5-36
Fumbles - Lost	2-1	0-0
Time of Possession	23:47	36:13

Yardage Leaders

REDSKINS

Passing: Joe Theismann (15-23 143, 2 TD, 2 INT)
Rushing: John Riggins (38-166, 1 TD)
Receiving: Charlie Brown (6-60, 1 TD)

OPPONENT

Passing: David Woodley (4-14 97, 1 TD)
Rushing: Andra Franklin (16-49)
Receiving: Jimmy Cefalo (2-82, 1 TD)

POSTSEASON GUIDE



January 1, 1984					
NFC Divisional Round - RFK Stadium (Washington)					
	1	2	3	4	Total
Los Angeles Rams	0	7	0	0	7
Washington Redskins	17	21	6	7	51

Scoring Summary

First Quarter

Was - John Riggins 3 yd run (Mark Moseley kick).
 Was - Art Monk 40 yd pass from Joe Theismann (Mark Moseley kick).
 Was - Mark Moseley 42 yd FG.

Second Quarter

Was - John Riggins 1 yd run (Mark Moseley kick).
 LAN - Preston Dennard 32 yd pass from Vince Ferragamo (Mike Lansford kick).
 Was - Art Monk 21 yd pass from Joe Theismann (Mark Moseley kick).
 Was - John Riggins 1 yd run (Mark Moseley kick).

Third Quarter

Was - Mark Moseley 36 yd FG.
 Was - Mark Moseley 41 yd FG.

Fourth Quarter

Was - Darrell Green 72 yd interception return (Mark Moseley kick).

Team Stats

	LAN	Was
First Downs	12	23
Rushing	2	10
Passing	9	12
Penalty	1	1
3rd-Down Efficiency	3 for 14	8 for 15
4th-Down Efficiency	1 for 2	0 for 1
Total Net Yards	204	445
Total Net Plays	62	65
Average Gain	3.3	6.8
Net Yards Rushing	51	130
Rushes	16	40
Yards per Rush	3.2	3.3
Net Yards Passing	153	315
Completed - Attempted	20-43	20-25
Sacked - Yards Lost	3-22	0-0
Had Intercepted	3	0
Punts - Average	7-227-32.4	3-84-28.0
Punts - Return Yards	1-4	3-56
Kickoffs - Return Yards	10-151	2-47
Interceptions - Return Yards	0-0	3-72
Penalties - Yards	7-41	6-55
Fumbles - Lost	2-1	2-1
Time of Possession	24:35	35:25

Yardage Leaders

REDSKINS

Passing: Joe Theismann (18-23 302, 2 TD)
 Rushing: John Riggins (25-119, 3 TD)
 Receiving: Charlie Brown (6-171)

OPPONENT

Passing: Vince Ferragamo (20-43 175, 1 TD, 3 INT)
 Rushing: A.J. Jones (4-28)
 Receiving: Preston Dennard (2-50, 1 TD)

January 8, 1984					
NFC Championship - RFK Stadium (Washington)					
	1	2	3	4	Total
San Francisco 49ers	0	0	0	21	21
Washington Redskins	0	7	14	3	24

Scoring Summary

First Quarter

No Scoring.

Second Quarter

Was - John Riggins 4 yd run (Mark Moseley kick).

Third Quarter

Was - John Riggins 1 yd run (Mark Moseley kick).
 Was - Charlie Brown 70 yd pass from Joe Theismann (Mark Moseley kick).

Fourth Quarter

SF - Mike Wilson 5 yd pass from Joe Montana (Ray Wersching kick).
 SF - Freddie Solomon 76 yd pass from Joe Montana (Ray Wersching kick).
 SF - Mike Wilson 12 yd pass from Joe Montana (Ray Wersching kick).
 Was - Mark Moseley 25 yd FG.

Team Stats

	SF	Was
First Downs	19	24
Rushing	3	11
Passing	16	10
Penalty	0	3
3rd-Down Efficiency	3 for 13	5 for 16
4th-Down Efficiency	0 for 0	1 for 1
Total Net Yards	434	410
Total Net Plays	64	75
Average Gain	6.8	5.5
Net Yards Rushing	87	172
Rushes	16	45
Yards per Rush	5.4	3.8
Net Yards Passing	347	238
Completed - Attempted	27-48	15-27
Sacked - Yards Lost	0-0	3-27
Had Intercepted	1	1
Punts - Average	7-235-33.6	5-201-40.2
Punts - Return Yards	2-7	4-31
Kickoffs - Return Yards	5-98	4-48
Interceptions - Return Yards	1-0	1-5
Penalties - Yards	6-72	4-35
Fumbles - Lost	4-2	2-1
Time of Possession	21:53	38:07

Yardage Leaders

REDSKINS

Passing: Joe Theismann (14-26 229, 1 TD, 1 INT)
 Rushing: John Riggins (36-123)
 Receiving: Charlie Brown (5-127, 1 TD)

OPPONENT

Passing: Joe Montana (27-48 347, 3 TD, 1 INT)
 Rushing: Wendell Tyler (8-44)
 Receiving: Freddie Solomon (4-106, 1 TD)



January 22, 1984

Super Bowl XVIII - Tampa Stadium (Tampa, Fla.)

	1	2	3	4	Total
Washington Redskins	0	3	6	0	9
Los Angeles Raiders	7	14	14	3	38

Scoring Summary

First Quarter

LAA - Derrick Jensen 0 yd blocked punt return (Chris Bahr kick).

Second Quarter

LAA - Cliff Branch 12 yd pass from Jim Plunkett (Chris Bahr kick).

Was - Mark Moseley 24 yd FG.

LAA - Jack Squirek 5 yd interception return (Chris Bahr kick).

Third Quarter

Was - John Riggins 1 yd run (Mark Moseley blocked extra point).

LAA - Marcus Allen 5 yd run (Chris Bahr kick).

LAA - Marcus Allen 74 yd run (Chris Bahr kick).

Fourth Quarter

LAA - Chris Bahr 21 yd FG.

Team Stats

	Was	LAA
First Downs	19	18
Rushing	7	8
Passing	10	9
Penalty	2	1
3rd-Down Efficiency	6 for 17	5 for 13
4th-Down Efficiency	0 for 1	0 for 0
Total Net Yards	283	385
Total Net Plays	73	60
Average Gain	3.9	6.4
Net Yards Rushing	90	231
Rushes	32	33
Yards per Rush	2.8	7.0
Net Yards Passing	193	154
Completed - Attempted	16-35	16-25
Yards per Pass Play	4.7	5.7
Sacked - Yards Lost	6-50	2-18
Had Intercepted	2	0
Punts - Average	8-259-32.4	7-299-42.7
Punts - Return Yards	2-35	2-8
Kickoffs - Return Yards	7-132	1-17
Interceptions - Return Yards	0-0	2-5
Penalties - Yards	4-62	7-56
Fumbles - Lost	1-1	3-2
Time of Possession	31:38	28:22

Yardage Leaders

REDSKINS

Passing: Joe Theismann (16-35 243, 2 INT)

Rushing: John Riggins (26-64, 1 TD)

Receiving: Charlie Brown (3-93)

OPPONENT

Passing: Jim Plunkett (16-25 172, 1 TD)

Rushing: Marcus Allen (20-191, 2 TD)

Receiving: Cliff Branch (6-94, 1 TD)

December 30, 1984

NFC Divisional Round - RFK Stadium (Washington)

	1	2	3	4	Total
Chicago Bears	0	10	13	0	23
Washington Redskins	3	0	14	2	19

Scoring Summary

First Quarter

Was - Mark Moseley 25 yd FG.

Second Quarter

Chi - Bob Thomas 34 yd FG.

Chi - Pat Dunsmore 19 yd pass from Walter Payton (Bob Thomas kick).

Third Quarter

Chi - Willie Gault 75 yd pass from Steve Fuller (Bob Thomas XP kick failed).

Was - John Riggins 1 yd run (Mark Moseley kick).

Chi - Dennis McKinnon 16 yd pass from Steve Fuller (Bob Thomas kick).

Was - John Riggins 2 yd run (Mark Moseley kick).

Fourth Quarter

Was - Team safety.

Team Stats

	Chi	Was
First Downs	13	22
Rushing	5	6
Passing	7	14
Penalty	1	2
3rd-Down Efficiency	3 for 13	6 for 16
4th-Down Efficiency	0 for 1	1 for 2
Total Net Yards	310	336
Total Net Plays	57	76
Average Gain	5.4	4.4
Net Yards Rushing	114	93
Rushes	35	27
Yards per Rush	3.3	3.4
Net Yards Passing	196	243
Completed - Attempted	10-17	22-42
Sacked - Yards Lost	5-34	7-49
Had Intercepted	0	1
Punts - Average	5-197-39.4	5-184-36.8
Punts - Return Yards	2-17	3-29
Kickoffs - Return Yards	3-74	6-112
Interceptions - Return Yards	1-0	0-0
Penalties - Yards	6-34	7-55
Fumbles - Lost	2-1	3-2
Time of Possession	30:24	29:36

Yardage Leaders

REDSKINS

Passing: Joe Theismann (22-42 292, 1 INT)

Rushing: John Riggins (21-50, 2 TD)

Receiving: Art Monk (10-122)

OPPONENT

Passing: Steve Fuller (9-15 211, 2 TD)

Rushing: Walter Payton (24-104)

Receiving: Willie Gault (1-75, 1 TD)

POSTSEASON GUIDE



December 28, 1986

NFC Wild Card Round - RFK Stadium (Washington)

	1	2	3	4	Total
Los Angeles Rams	0	0	0	7	7
Washington Redskins	10	3	3	3	19

Scoring Summary

First Quarter

Was - Jess Atkinson 25 yd FG.

Was - Kelvin Bryant 14 yd pass from Jay Schroeder (Jess Atkinson kick).

Second Quarter

Was - Jess Atkinson 20 yd FG.

Third Quarter

Was - Jess Atkinson 38 yd FG.

Fourth Quarter

LAN - Kevin House 12 yd pass from Jim Everett (Mike Lansford kick).

Was - Jess Atkinson 19 yd FG.

Team Stats

	LAN	Was
First Downs	16	15
Rushing	9	9
Passing	6	5
Penalty	1	1
3rd-Down Efficiency	5 for 10	7 for 16
4th-Down Efficiency	0 for 1	0 for 0
Total Net Yards	324	228
Total Net Plays	53	64
Average Gain	6.1	3.6
Net Yards Rushing	198	138
Rushes	34	41
Yards per Rush	5.8	3.4
Net Yards Passing	126	90
Completed - Attempted	9-18	13-23
Yards per Pass Play	6.6	3.9
Sacked - Yards Lost	1-10	0-0
Had Intercepted	2	0
Punts - Average	3-115-38.3	5-211-42.2
Punts - Return Yards	2-23	2-8
Kickoffs - Return Yards	6-86	2-27
Interceptions - Return Yards	0-0	2-18
Penalties - Yards	8-78	6-45
Fumbles - Lost	4-4	1-0
Time of Possession	23:54	36:06

Yardage Leaders

REDSKINS

Passing: Jay Schroeder (13-23 90, 1 TD)

Rushing: George Rogers (29-115)

Receiving: Art Monk (5-34)

OPPONENT

Passing: Jim Everett (9-18 136, 1 TD, 2 INT)

Rushing: Eric Dickerson (26-158)

Receiving: Kevin House (3-70, 1 TD)

January 3, 1987

NFC Divisional Round - Soldier Field (Chicago)

	1	2	3	4	Total
Washington Redskins	7	0	7	13	27
Chicago Bears	0	13	0	0	13

Scoring Summary

First Quarter

Was - Art Monk 28 yd pass from Jay Schroeder (Jess Atkinson kick).

Second Quarter

Chi - Willie Gault 50 yd pass from Doug Flutie (Kevin Butler kick).

Chi - Kevin Butler 23 yd FG.

Chi - Kevin Butler 41 yd FG.

Third Quarter

Was - Art Monk 23 yd pass from Jay Schroeder (Jess Atkinson kick).

Fourth Quarter

Was - George Rogers 1 yd run (Jess Atkinson kick).

Was - Jess Atkinson 35 yd FG.

Was - Jess Atkinson 25 yd FG.

Team Stats

	Was	Chi
First Downs	19	14
Rushing	8	8
Passing	8	5
Penalty	3	1
3rd-Down Efficiency	6 for 16	1 for 11
4th-Down Efficiency	0 for 0	1 for 2
Total Net Yards	302	220
Total Net Plays	73	56
Average Gain	4.1	3.9
Net Yards Rushing	134	93
Rushes	39	24
Yards per Rush	3.4	3.9
Net Yards Passing	168	127
Completed - Attempted	15-32	11-31
Sacked - Yards Lost	2-16	1-7
Had Intercepted	1	2
Punts - Average	7-275-39.3	5-203-40.6
Punts - Return Yards	3-22	5-27
Kickoffs - Return Yards	3-71	6-159
Interceptions - Return Yards	2-33	1-43
Penalties - Yards	8-65	4-42
Fumbles - Lost	2-0	3-2
Time of Possession	33:44	26:16

Yardage Leaders

REDSKINS

Passing: Jay Schroeder (15-32 184, 2 TD, 1 INT)

Rushing: George Rogers (28-72, 1 TD)

Receiving: Art Monk (5-81, 2 TD)

OPPONENT

Passing: Doug Flutie (11-31, 1 TD, 2 INT)

Rushing: Walter Payton (14-38)

Receiving: Willie Gault (5-82, 1 TD)



January 11, 1987

NFC Championship - Giants Stadium (East Rutherford, N.J.)

	1	2	3	4	Total
Washington Redskins	0	0	0	0	0
New York Giants	10	7	0	0	17

Scoring Summary

First Quarter

NYG - Raul Allegre 47 yd FG.

NYG - Lionel Manuel 11 yd pass from Phil Simms (Raul Allegre kick).

Second Quarter

NYG - Joe Morris 1 yd run (Raul Allegre kick).

Third Quarter

No Scoring.

Fourth Quarter

No Scoring.

Team Stats

	Was	NYG
First Downs	12	12
Rushing	2	8
Passing	7	3
Penalty	3	1
3rd-Down Efficiency	0 for 14	3 for 13
4th-Down Efficiency	0 for 4	1 for 2
Total Net Yards	190	199
Total Net Plays	70	61
Average Gain	2.7	3.3
Net Yards Rushing	40	117
Rushes	16	46
Yards per Rush	2.5	2.5
Net Yards Passing	150	82
Completed - Attempted	20-50	7-14
Yards per Pass Play	2.8	5.5
Sacked - Yards Lost	4-45	1-8
Had Intercepted	1	0
Punts - Average	9-320-35.6	6-254-42.3
Punts - Return Yards	3-19	5-27
Kickoffs - Return Yards	2-15	0-0
Interceptions - Return Yards	0-0	1-15
Penalties - Yards	3-15	6-48
Fumbles - Lost	3-1	4-3
Time of Possession	26:56	33:04

Yardage Leaders

REDSKINS

Passing: Jay Schroeder (20-50 195, 1 INT)

Rushing: Kelvin Bryant (6-25)

Receiving: Art Monk (8-126)

OPPONENT

Passing: Phil Simms (7-14 90, 1 TD)

Rushing: Joe Morris (29-87, 1 TD)

Receiving: Lionel Manuel (2-36) and Mark Bavaro (2-36, 1 TD)

January 10, 1988

NFC Divisional Round - Soldier Field (Chicago)

	1	2	3	4	Total
Washington Redskins	0	14	7	0	21
Chicago Bears	7	7	3	0	17

Scoring Summary

First Quarter

Chi - Calvin Thomas 2 yd run (Kevin Butler kick).

Second Quarter

Chi - Ron Morris 14 yd pass from Jim McMahon (Kevin Butler kick).

Was - George Rogers 3 yd run (Ali Haji-Sheikh kick).

Was - Clint Didier 18 yd pass from Doug Williams (Ali Haji-Sheikh kick).

Third Quarter

Was - Darrell Green 52 yd punt return (Ali Haji-Sheikh kick).

Chi - Kevin Butler 25 yd FG.

Fourth Quarter

No Scoring.

Team Stats

	Was	Chi
First Downs	17	15
Rushing	4	8
Passing	11	7
Penalty	2	0
3rd-Down Efficiency	7 for 14	4 for 13
4th-Down Efficiency	0 for 3	1 for 2
Total Net Yards	272	280
Total Net Plays	59	64
Average Gain	4.6	4.4
Net Yards Rushing	72	110
Rushes	29	30
Yards per Rush	2.5	3.7
Net Yards Passing	200	170
Completed - Attempted	14-29	15-29
Yards per Pass Play	6.7	5.0
Sacked - Yards Lost	1-7	5-27
Had Intercepted	1	3
Punts - Average	4-169-42.3	4-145-36.3
Punts - Return Yards	3-65	2-12
Kickoffs - Return Yards	4-56	3-103
Interceptions - Return Yards	3-23	1-0
Penalties - Yards	3-20	5-50
Fumbles - Lost	1-1	1-0
Time of Possession	27:03	32:57

Yardage Leaders

REDSKINS

Passing: Doug Williams (14-29 207, 1 TD, 1 INT)

Rushing: Timmy Smith (16-66)

Receiving: Ricky Sanders (6-92)

OPPONENT

Passing: Jim McMahon (15-29 197, 1 TD, 3 INT)

Rushing: Walter Payton (18-85)

Receiving: Ron Morris (2-47)

POSTSEASON GUIDE



January 17, 1988

NFC Championship - RFK Stadium (Washington)

	1	2	3	4	Total
Minnesota Vikings	0	7	0	3	10
Washington Redskins	7	0	3	7	17

Scoring Summary

First Quarter

Was - Kelvin Bryant 42 yd pass from Doug Williams (Ali Haji-Sheikh kick).

Second Quarter

Min - Leo Lewis 23 yd pass from Wade Wilson (Chuck Nelson kick).

Third Quarter

Was - Ali Haji-Sheikh 28 yd FG.

Fourth Quarter

Min - Chuck Nelson 18 yd FG.

Was - Gary Clark 7 yd pass from Doug Williams (Ali Haji-Sheikh kick).

Team Stats

	Min	Was
First Downs	16	11
Rushing	5	7
Passing	10	4
Penalty	1	0
3rd-Down Efficiency	3 for 15	5 for 16
4th-Down Efficiency	0 for 1	0 for 0
Total Net Yards	259	280
Total Net Plays	68	60
Average Gain	3.8	4.7
Net Yards Rushing	76	161
Rushes	21	34
Yards per Rush	3.6	4.7
Net Yards Passing	183	119
Completed - Attempted	19-39	9-26
Yards per Pass Play	3.9	4.6
Sacked - Yards Lost	8-60	0-0
Had Intercepted	1	0
Punts - Average	10-33.2	8-31.3
Punts - Return Yards	4-57	4-10
Kickoffs - Return Yards	3-58	3-54
Interceptions - Return Yards	0-0	1-10
Penalties - Yards	2-10	3-18
Fumbles - Lost	0-0	0-0
Time of Possession	33:02	26:58

Yardage Leaders

REDSKINS

Passing: Doug Williams (9-26 119, 2 TD)

Rushing: Timmy Smith (13-72)

Receiving: Gary Clark (3-57, 1 TD)

OPPONENT

Passing: Wade Wilson (19-39 243, 1 TD, 1 INT)

Rushing: Wade Wilson (4-28)

Receiving: Anthony Carter (7-85)

January 31, 1988

Super Bowl XXII - Jack Murphy Stadium (San Diego)

	1	2	3	4	Total
Washington Redskins	0	35	0	7	42
Denver Broncos	10	0	0	0	10

Scoring Summary

First Quarter

Den - Ricky Nattiel 56 yd pass from John Elway (Rich Karlis kick).

Den - Rich Karlis 24 yd FG.

Second Quarter

Was - Ricky Sanders 80 yd pass from Doug Williams (Ali Haji-Sheikh kick).

Was - Gary Clark 27 yd pass from Doug Williams (Ali Haji-Sheikh kick).

Was - Timmy Smith 58 yd run (Ali Haji-Sheikh kick).

Was - Ricky Sanders 50 yd pass from Doug Williams (Ali Haji-Sheikh kick).

Was - Clint Didier 8 yd pass from Doug Williams (Ali Haji-Sheikh kick).

Third Quarter

No Scoring.

Fourth Quarter

Was - Timmy Smith 4 yd run (Ali Haji-Sheikh kick).

Team Stats

	Was	Den
First Downs	25	18
Rushing	13	6
Passing	11	10
Penalty	1	2
3rd-Down Efficiency	9 for 15	2 for 12
4th-Down Efficiency	0 for 0	0 for 0
Total Net Yards	602	327
Total Net Plays	72	61
Average Gain	8.4	5.4
Net Yards Rushing	280	97
Rushes	40	17
Yards per Rush	7.0	5.7
Net Yards Passing	322	230
Completed - Attempted	18-30	15-39
Yards per Pass Play	10.1	5.2
Sacked - Yards Lost	2-18	5-50
Had Intercepted	1	3
Punts - Average	4-150.37.5	7-253.36.1
Punts - Return Yards	1-0	2-18
Kickoffs - Return Yards	3-46	5-88
Interceptions - Return Yards	3-11	1-0
Penalties - Yards	6-65	5-26
Fumbles - Lost	1-0	0-0
Time of Possession	35:15	24:45

Yardage Leaders

REDSKINS

Passing: Doug Williams (18-29 340, 4 TD, 1 INT)

Rushing: Timmy Smith (22-204, 2 TD)

Receiving: Ricky Sanders (9-193, 2 TD)

OPPONENT

Passing: John Elway (14-38 257, 1 TD, 3 INT)

Rushing: Gene Lang (5-38)

Receiving: Mark Jackson (4-76)



January 5, 1991

NFC Wild Card Round - Veterans Stadium (Philadelphia)

	1	2	3	4	Total
Washington Redskins	0	10	10	0	20
Philadelphia Eagles	3	3	0	0	6

Scoring Summary

First Quarter

Phi - Roger Ruzek 37 yd FG.

Second Quarter

Phi - Roger Ruzek 28 yd FG.

Was - Art Monk 16 yd pass from Mark Rypien (Chip Lohmiller kick).

Was - Chip Lohmiller 20 yd FG.

Third Quarter

Was - Chip Lohmiller 19 yd FG.

Was - Gary Clark 3 yd pass from Mark Rypien (Chip Lohmiller kick).

Fourth Quarter

No Scoring.

Team Stats

	Was	Phi
First Downs	15	16
Rushing	3	6
Passing	12	8
Penalty	0	2
3rd-Down Efficiency	5 for 16	1 for 12
4th-Down Efficiency	0 for 0	0 for 2
Total Net Yards	299	318
Total Net Plays	66	65
Average Gain	4.5	4.9
Net Yards Rushing	93	148
Rushes	35	28
Yards per Rush	2.7	5.3
Net Yards Passing	206	170
Completed - Attempted	15-31	15-32
Yards per Pass Play	6.6	4.6
Sacked - Yards Lost	0-0	5-35
Had Intercepted	1	1
Punts - Average	9-342-38.0	7-274-39.1
Punts - Return Yards	5-41	4-33
Kickoffs - Return Yards	3-38	4-52
Interceptions - Return Yards	1-0	1-3
Penalties - Yards	3-23	4-40
Fumbles - Lost	2-1	2-2
Time of Possession	30:23	29:37

Yardage Leaders

REDSKINS

Passing: Mark Rypien (15-31 206, 2 TD, 1 INT)

Rushing: Earnest Byner (18-49)

Receiving: Earnest Byner (7-77)

OPPONENT

Passing: Randall Cunningham (15-29 205, 1 INT)

Rushing: Randall Cunningham (7-80)

Receiving: Keith Jackson (5-116)

January 12, 1991

NFC Divisional Round - Candlestick Park (San Francisco)

	1	2	3	4	Total
Washington Redskins	10	0	0	0	10
San Francisco 49ers	7	14	0	7	28

Scoring Summary

First Quarter

Was - Art Monk 31 yd pass from Mark Rypien (Chip Lohmiller kick).

SF - Tom Rathman 1 yd run (Mike Cofer kick).

Was - Chip Lohmiller 44 yd FG.

Second Quarter

SF - Jerry Rice 10 yd pass from Joe Montana (Mike Cofer kick).

SF - Mike Sherrard 8 yd pass from Joe Montana (Mike Cofer kick).

Third Quarter

No Scoring.

Fourth Quarter

SF - Michael Carter 61 yd interception return (Mike Cofer kick).

Team Stats

	Was	SF
First Downs	25	20
Rushing	6	3
Passing	18	16
Penalty	1	1
3rd-Down Efficiency	5 for 14	7 for 13
4th-Down Efficiency	1 for 2	0 for 0
Total Net Yards	441	338
Total Net Plays	72	58
Average Gain	6.1	5.8
Net Yards Rushing	80	46
Rushes	24	24
Yards per Rush	3.3	1.9
Net Yards Passing	361	292
Completed - Attempted	27-48	23-32
Yards per Pass Play	7.5	8.6
Sacked - Yards Lost	0-0	2-10
Had Intercepted	3	1
Punts - Average	4-132-33.0	5-209-41.8
Punts - Return Yards	3-20	1--4
Kickoffs - Return Yards	4-74	1-19
Interceptions - Return Yards	1-15	3-61
Penalties - Yards	1-15	4-25
Fumbles - Lost	0-0	0-0
Time of Possession	29:54	30:06

Yardage Leaders

REDSKINS

Passing: Mark Rypien (27-48 361, 1 TD, 3 INT)

Rushing: Earnest Byner (12-51)

Receiving: Art Monk (10-163, 1 TD)

OPPONENT

Passing: Joe Montana (22-31 274, 2 TD, 1 INT)

Rushing: Roger Craig (12-20)

Receiving: Brent Jones (4-103)

POSTSEASON GUIDE



January 4, 1992					
NFC Divisional Round - RFK Stadium (Washington)					
	1	2	3	4	Total
Atlanta Falcons	0	7	0	0	7
Washington Redskins	0	14	3	7	24

Scoring Summary

First Quarter

No Scoring.

Second Quarter

Was - Ricky Ervins 17 yd run (Chip Lohmiller kick).

Was - Gerald Riggs 2 yd run (Chip Lohmiller kick).

Atl - Tracy Johnson 1 yd run (Norm Johnson kick).

Third Quarter

Was - Chip Lohmiller 24 yd FG.

Fourth Quarter

Was - Gerald Riggs 1 yd run (Chip Lohmiller kick).

Team Stats

	Atl	Was
First Downs	12	22
Rushing	2	10
Passing	9	11
Penalty	1	1
3rd-Down Efficiency	3 for 11	7 for 15
4th-Down Efficiency	0 for 1	0 for 1
Total Net Yards	193	332
Total Net Plays	50	74
Average Gain	3.9	4.5
Net Yards Rushing	43	162
Rushes	14	45
Yards per Rush	3.1	3.6
Net Yards Passing	150	170
Completed - Attempted	17-32	14-29
Yards per Pass Play	4.2	5.9
Sacked - Yards Lost	4-28	0-0
Had Intercepted	4	1
Punts - Average	4-169-42.3	4-155-38.8
Punts - Return Yards	2-11	3-28
Kickoffs - Return Yards	4-92	2-51
Interceptions - Return Yards	1-4	4-27
Penalties - Yards	3-19	4-23
Fumbles - Lost	3-2	0-0
Time of Possession	23:52	36:08

Yardage Leaders

REDSKINS

Passing: Mark Rypien (14-29 170, 1 INT)

Rushing: Ricky Ervins (23-104, 1 TD)

Receiving: Gary Clark (6-64)

OPPONENT

Passing: Chris Miller (17-32)

Rushing: Tracy Johnson (8-33)

Receiving: Andre Rison (7-62)

January 12, 1992					
NFC Championship - RFK Stadium (Washington)					
	1	2	3	4	Total
Detroit Lions	0	10	0	0	10
Washington Redskins	10	7	10	14	41

Scoring Summary

First Quarter

Was - Gerald Riggs 2 yd run (Chip Lohmiller kick).

Was - Chip Lohmiller 20 yd FG.

Second Quarter

Det - Willie Green 18 yd pass from Erik Kramer (Eddie Murray kick).

Was - Gerald Riggs 3 yd run (Chip Lohmiller kick).

Det - Eddie Murray 30 yd FG.

Third Quarter

Was - Chip Lohmiller 28 yd FG.

Was - Gary Clark 45 yd pass from Mark Rypien (Chip Lohmiller kick).

Fourth Quarter

Was - Art Monk 21 yd pass from Mark Rypien (Chip Lohmiller kick).

Was - Darrell Green 32 yd interception return (Chip Lohmiller kick).

Team Stats

	Det	Was
First Downs	20	17
Rushing	6	6
Passing	12	10
Penalty	2	1
3rd-Down Efficiency	5 for 13	3 for 10
4th-Down Efficiency	0 for 2	1 for 1
Total Net Yards	304	345
Total Net Plays	65	52
Average Gain	4.7	6.6
Net Yards Rushing	72	117
Rushes	18	35
Yards per Rush	4.0	3.3
Net Yards Passing	232	228
Completed - Attempted	25-42	12-17
Yards per Pass Play	4.9	13.4
Sacked - Yards Lost	5-32	0-0
Had Intercepted	2	0
Punts - Average	3-141-47.0	3-107-35.7
Punts - Return Yards	3-13	1-13
Kickoffs - Return Yards	7-170	3-59
Interceptions - Return Yards	0-0	2-70
Penalties - Yards	7-46	4-46
Fumbles - Lost	3-1	0-0
Time of Possession	31:24	28:36

Yardage Leaders

REDSKINS

Passing: Mark Rypien (12-17 228, 2 TD)

Rushing: Earnest Byner (17-62)

Receiving: Art Monk (5-94, 1 TD)

OPPONENT

Passing: Erik Kramer (21-33 249, 1 TD, 1 INT)

Rushing: Barry Sanders (11-44)

Receiving: Mike Farr (6-73)

POSTSEASON GUIDE



January 26, 1992

Super Bowl XXVI - Hubert H. Humphrey Metrodome (Minneapolis)

	1	2	3	4	Total
Washington Redskins	0	17	14	6	37
Buffalo Bills	0	0	10	14	24

Scoring Summary

First Quarter

No Scoring.

Second Quarter

Was - Chip Lohmiller 34 yd FG.

Was - Earnest Byner 10 yd pass from Mark Rypien (Chip Lohmiller kick).

Was - Gerald Riggs 1 yd run (Chip Lohmiller kick).

Third Quarter

Was - Gerald Riggs 2 yd run (Chip Lohmiller kick).

Buf - Scott Norwood 21 yd FG.

Buf - Thurman Thomas 1 yd run (Scott Norwood kick).

Was - Gary Clark 30 yd pass from Mark Rypien (Chip Lohmiller kick).

Fourth Quarter

Was - Chip Lohmiller 25 yd FG.

Was - Chip Lohmiller 39 yd FG.

Buf - Pete Metzelaars 2 yd pass from Jim Kelly (Scott Norwood kick).

Buf - Don Beebe 4 yd pass from Jim Kelly (Scott Norwood kick).

Team Stats

	Was	Buf
First Downs	24	25
Rushing	10	4
Passing	12	18
Penalty	2	3
3rd-Down Efficiency	6 for 16	7 for 17
4th-Down Efficiency	0 for 1	2 for 2
Total Net Yards	417	283
Total Net Plays	73	82
Average Gain	5.7	3.5
Net Yards Rushing	125	43
Rushes	40	18
Yards per Rush	3.1	2.4
Net Yards Passing	292	240
Completed - Attempted	18-33	29-59
Yards per Pass Play	8.8	3.8
Sacked - Yards Lost	0-0	5-46
Had Intercepted	1	4
Punts - Average	4-150-37.5	6-210-35.0
Punts - Return Yards	0-0	3-9
Kickoffs - Return Yards	1-16	4-77
Interceptions - Return Yards	4-79	1-4
Penalties - Yards	5-82	6-50
Fumbles - Lost	1-0	6-1
Time of Possession	33:43	26:17

Yardage Leaders

REDSKINS

Passing: Mark Rypien (18-33 292, 2 TD, 1 INT)

Rushing: Ricky Ervins (13-72) | Receiving: Gary Clark (7-114, 1 TD)

OPPONENT

Passing: Jim Kelly (28-58 275, 2 TD, 4 INT)

Rushing: Kenneth Davis (4-17) | Receiving: James Lofton (7-92)

January 2, 1993

NFC Wild Card - Hubert H. Humphrey Metrodome (Minneapolis)

	1	2	3	4	Total
Washington Redskins	3	14	7	0	24
Minnesota Vikings	7	0	0	0	7

Scoring Summary

First Quarter

Min - Terry Allen 1 yd run (Fuad Reveiz kick).

Was - Chip Lohmiller 44 yd FG.

Second Quarter

Was - Earnest Byner 3 yd run (Chip Lohmiller kick).

Was - Brian Mitchell 8 yd run (Chip Lohmiller kick).

Third Quarter

Was - Gary Clark 24 yd pass from Mark Rypien (Chip Lohmiller kick).

Fourth Quarter

No Scoring.

Team Stats

	Was	Min
First Downs	24	9
Rushing	12	5
Passing	9	4
Penalty	3	0
3rd-Down Efficiency	8 for 15	3 for 10
4th-Down Efficiency	2 for 2	0 for 0
Total Net Yards	358	148
Total Net Plays	73	41
Average Gain	4.9	3.6
Net Yards Rushing	196	73
Rushes	47	17
Yards per Rush	4.2	4.3
Net Yards Passing	162	75
Completed - Attempted	16-25	6-20
Yards per Pass Play	6.2	3.1
Sacked - Yards Lost	1-10	4-38
Had Intercepted	1	2
Punts - Average	3-111-37.0	7-302-43.1
Punts - Return Yards	3-70	1-13
Kickoffs - Return Yards	2-20	5-104
Interceptions - Return Yards	2-50	1-21
Penalties - Yards	2-15	7-53
Fumbles - Lost	0-0	1-0
Time of Possession	42:43	17:17

Yardage Leaders

REDSKINS

Passing: Mark Rypien (16-24 172, 1 TD, 1 INT)

Rushing: Brian Mitchell (16-109, 1 TD)

Receiving: Gary Clark (6-91, 1 TD)

OPPONENT

Passing: Sean Salisbury (6-20 113, 2 INT)

Rushing: Terry Allen (10-48, 1 TD)

Receiving: Cris Carter (3-77)



January 9, 1993

NFC Divisional Round - Candlestick Park (San Francisco)

	1	2	3	4	Total
Washington Redskins	3	0	3	7	13
San Francisco 49ers	7	10	0	3	20

Scoring Summary

First Quarter

SF - John Taylor 5 yd pass from Steve Young (Mike Cofer kick).
Was - Chip Lohmiller 19 yd FG.

Second Quarter

SF - Mike Cofer 23 yd FG.
SF - Brent Jones 16 yd pass from Steve Young (Mike Cofer kick).

Third Quarter

Was - Chip Lohmiller 32 yd FG.

Fourth Quarter

Was - Mark Rypien 1 yd run (Chip Lohmiller kick).
SF - Mike Cofer 33 yd FG.

Team Stats

	Was	SF
First Downs	20	22
Rushing	4	10
Passing	15	12
Penalty	1	0
3rd-Down Efficiency	6 for 15	6 for 11
4th-Down Efficiency	2 for 3	1 for 1
Total Net Yards	323	401
Total Net Plays	67	63
Average Gain	4.8	6.4
Net Yards Rushing	73	187
Rushes	21	31
Yards per Rush	3.5	6.0
Net Yards Passing	250	214
Completed - Attempted	20-41	20-30
Yards per Pass Play	5.4	6.7
Sacked - Yards Lost	5-30	2-13
Had Intercepted	2	1
Punts - Average	2-72-36.0	2-80-40.0
Punts - Return Yards	0-0	0-0
Kickoffs - Return Yards	5-84	2-27
Interceptions - Return Yards	1-0	2-4
Penalties - Yards	4-23	4-35
Fumbles - Lost	3-2	4-3
Time of Possession	26:53	33:07

Yardage Leaders

REDSKINS

Passing: Mark Rypien (19-40 270, 2 INT)
Rushing: Brian Mitchell (7-38)
Receiving: Gary Clark (7-100)

OPPONENT

Passing: Steve Young (20-30 227, 2 TD, 1 INT)
Rushing: Ricky Watters (18-83)
Receiving: Jerry Rice (6-88)

January 8, 2000

NFC Wild Card Round - FedExField (Landover, Md.)

	1	2	3	4	Total
Detroit Lions	0	0	0	13	13
Washington Redskins	14	13	0	0	27

Scoring Summary

First Quarter

Was - Stephen Davis 1 yd run (Brett Conway kick).
Was - Stephen Davis 4 yd run (Brett Conway kick).

Second Quarter

Was - Brett Conway 33 yd FG.
Was - Brett Conway 23 yd FG.
Was - Albert Connell 30 yd pass from Brad Johnson (Brett Conway kick).

Third Quarter

No Scoring.

Fourth Quarter

Det - Ron Rice 94 yd blocked field goal return (2pt pass failed).
Det - Ron Rivers 5 yd pass from Gus Frerotte (Jason Hanson kick).

Team Stats

	Det	Was
First Downs	14	23
Rushing	1	11
Passing	12	9
Penalty	1	3
3rd-Down Efficiency	3 for 14	9 for 18
4th-Down Efficiency	1 for 3	0 for 1
Total Net Yards	258	389
Total Net Plays	61	78
Average Gain	4.2	5.0
Net Yards Rushing	45	223
Rushes	10	46
Yards per Rush	4.5	4.8
Net Yards Passing	213	166
Completed - Attempted	21-46	15-31
Yards per Pass Play	4.2	5.2
Sacked - Yards Lost	5-38	1-8
Had Intercepted	2	2
Punts - Average	7-296-42.3	4-162-40.5
Punts - Return Yards	2-13	2-18
Kickoffs - Return Yards	6-126	2-43
Interceptions - Return Yards	2-5	2-5
Penalties - Yards	12-126	6-75
Fumbles - Lost	3-0	1-0
Time of Possession	21:32	38:28

Yardage Leaders

REDSKINS

Passing: Brad Johnson (15-31 174, 1 TD, 2 INT)
Rushing: Stephen Davis (15-119, 2 TD)
Receiving: Larry Centers (7-61)

OPPONENT

Passing: Gus Frerotte (21-46 251, 1 TD, 2 INT)
Rushing: Cory Schlesinger (7-23)
Receiving: Herman Moore (3-69)

POSTSEASON GUIDE



January 15, 2000

NFC Divisional Round - Raymond James Stadium (Tampa, Fla.)

	1	2	3	4	Total
Washington Redskins	0	3	10	0	13
Tampa Bay Buccaneers	0	0	7	7	14

Scoring Summary

First Quarter

No Scoring.

Second Quarter

Was - Brett Conway 28 yd FG.

Third Quarter

Was - Brian Mitchell 100 yd kick return (Brett Conway kick).

Was - Brett Conway 48 yd FG.

TB - Mike Alstott 2 yd run (Martin Gramatica kick).

Fourth Quarter

TB - John Davis 1 yd pass from Shaun King (Martin Gramatica kick).

Team Stats

	Was	TB
First Downs	10	12
Rushing	1	3
Passing	8	8
Penalty	1	1
3rd-Down Efficiency	3 for 14	4 for 16
4th-Down Efficiency	0 for 1	1 for 1
Total Net Yards	167	191
Total Net Plays	58	61
Average Gain	2.9	3.1
Net Yards Rushing	46	44
Rushes	23	27
Yards per Rush	2.0	1.6
Net Yards Passing	121	147
Completed - Attempted	20-32	15-32
Yards per Pass Play	3.5	4.3
Sacked - Yards Lost	3-28	2-10
Had Intercepted	1	1
Punts - Average	8-337-42.1	10-418-41.8
Punts - Return Yards	5-44	1-7
Kickoffs - Return Yards	3-125	4-68
Interceptions - Return Yards	1-12	1-0
Penalties - Yards	4-61	2-25
Fumbles - Lost	2-1	1-0
Time of Possession	28:25	31:35

Yardage Leaders

REDSKINS

Passing: Brad Johnson (20-32 149, 1 INT)

Rushing: Stephen Davis (17-37)

Receiving: Albert Connell (4-59)

OPPONENT

Passing: Shaun King (15-32 157, 1 TD, 1 INT)

Rushing: Mike Alstott (15-24, 1 TD)

Receiving: Bert Emanuel (2-47)

January 7, 2006

NFC Wild Card Round - Raymond James Stadium (Tampa, Fla.)

	1	2	3	4	Total
Washington Redskins	14	3	0	0	17
Tampa Bay Buccaneers	0	3	7	0	10

Scoring Summary

First Quarter

Was - Clinton Portis 6 yd run (John Hall kick).

Was - Sean Taylor 51 yd own fumble return (John Hall kick).

Second Quarter

TB - Matt Bryant 43 yd FG.

Was - John Hall 47 yd FG.

Third Quarter

TB - Chris Simms 2 yd run (Matt Bryant kick).

Fourth Quarter

No Scoring.

Team Stats

	Was	TB
First Downs	9	17
Rushing	5	4
Passing	4	11
Penalty	0	2
3rd-Down Efficiency	4 for 13	5 for 14
4th-Down Efficiency	0 for 0	0 for 2
Total Net Yards	120	243
Total Net Plays	49	66
Average Gain	2.4	3.7
Net Yards Rushing	95	75
Rushes	31	25
Yards per Rush	3.1	3.0
Net Yards Passing	25	168
Completed - Attempted	7-16	25-38
Yards per Pass Play	1.4	4.1
Sacked - Yards Lost	2-16	3-30
Had Intercepted	1	2
Punts - Average	7-268-38.3	5-197-39.4
Punts - Return Yards	3-19	4-37
Kickoffs - Return Yards	3-55	4-96
Interceptions - Return Yards	2-34	1-3
Penalties - Yards	4-30	3-30
Fumbles - Lost	3-0	3-1
Time of Possession	25:31	34:29

Yardage Leaders

REDSKINS

Passing: Mark Brunell (7-15 41, 1 INT)

Rushing: Clinton Portis (16-53, 1 TD)

Receiving: Santana Moss (2-18)

OPPONENT

Passing: Chris Simms (25-38 198, 2 INT)

Rushing: Carnell Williams (18-49)

Receiving: Joey Galloway (7-69)



January 14, 2006

NFC Divisional Round - Qwest Field (Seattle)

	1	2	3	4	Total
Washington Redskins	0	3	0	7	10
Seattle Seahawks	0	7	7	6	20

Scoring Summary

First Quarter

No Scoring.

Second Quarter

Was - John Hall 26 yd FG.

Sea - Darrell Jackson 29 yd pass from Matt Hasselbeck (Josh Brown kick).

Third Quarter

Sea - Matt Hasselbeck 6 yd run (Josh Brown kick).

Fourth Quarter

Sea - Josh Brown 33 yd FG.

Was - Santana Moss 20 yd pass from Mark Brunell (John Hall kick).

Sea - Josh Brown 31 yd FG.

Team Stats

	Was	Sea
First Downs	11	15
Rushing	3	6
Passing	7	8
Penalty	1	1
3rd-Down Efficiency	5 for 19	7 for 14
4th-Down Efficiency	2 for 4	0 for 0
Total Net Yards	289	334
Total Net Plays	65	59
Average Gain	4.4	5.7
Net Yards Rushing	59	119
Rushes	25	33
Yards per Rush	2.4	3.6
Net Yards Passing	230	215
Completed - Attempted	22-38	16-26
Yards per Pass Play	5.8	8.3
Sacked - Yards Lost	2-12	0-0
Had Intercepted	0	0
Punts - Average	7-299-42.7	5-212-42.4
Punts - Return Yards	1-3	4-1
Kickoffs - Return Yards	5-95	3-49
Interceptions - Return Yards	0-0	0-0
Penalties - Yards	7-50	2-10
Fumbles - Lost	1-1	5-3
Time of Possession	32:15	27:45

Yardage Leaders

REDSKINS

Passing: Mark Brunell (22-37 242, 1 TD)

Rushing: Clinton Portis (17-41)

Receiving: Santana Moss (7-103)

OPPONENT

Passing: Matt Hasselbeck (16-26 215, 1 TD)

Rushing: Maurice Morris (18-49)

Receiving: Darrell Jackson (9-143, 1 TD)

January 5, 2008

NFC Wild Card Round - Qwest Field (Seattle)

	1	2	3	4	Total
Washington Redskins	0	0	0	14	14
Seattle Seahawks	7	3	3	22	35

Scoring Summary

First Quarter

Sea - Leonard Weaver 17 yd run (Josh Brown kick).

Second Quarter

Sea - Josh Brown 50 yd FG.

Third Quarter

Sea - Josh Brown 33 yd FG.

Fourth Quarter

Was - Antwaan Randle El 7 yd pass from Todd Collins (Shaun Suisham kick).

Was - Santana Moss 30 yd pass from Todd Collins (Shaun Suisham kick).

Sea - D.J. Hackett 20 yd pass from Matt Hasselbeck (Marcus Pollard 2 point pass from Matt Hasselbeck).

Sea - Marcus Trufant 78 yd interception return (Josh Brown kick).

Sea - Jordan Babineaux 57 yd interception return (Josh Brown kick).

Team Stats

	Was	Sea
First Downs	21	14
Rushing	4	3
Passing	16	11
Penalty	1	0
3rd-Down Efficiency	4 for 18	2 for 11
4th-Down Efficiency	1 for 3	0 for 0
Total Net Yards	319	304
Total Net Plays	82	54
Average Gain	3.9	5.6
Net Yards Rushing	75	77
Rushes	29	21
Yards per Rush	2.6	3.7
Net Yards Passing	244	227
Completed - Attempted	29-50	20-32
Yards per Pass Play	4.6	6.9
Sacked - Yards Lost	3-22	1-2
Had Intercepted	2	2
Punts - Average	8-348-43.5	7-291-41.6
Punts - Return Yards	0-0	6-84
Kickoffs - Return Yards	7-189	2-19
Interceptions - Return Yards	2-2	2-135
Penalties - Yards	5-39	3-30
Fumbles - Lost	1-0	1-0
Time of Possession	34:15	25:45

Yardage Leaders

REDSKINS

Passing: Todd Collins (29-50 266, 2 TD, 2 INT)

Rushing: Clinton Portis (20-52)

Receiving: Antwaan Randle El (10-94, 1 TD)

OPPONENT

Passing: Matt Hasselbeck (20-32, 1 TD, 2 INT)

Rushing: Shaun Alexander (15-46)

Receiving: D.J. Hackett (6-101, 1 TD)



January 6, 2013

NFC Wild Card Round - FedExField (Landover, Md)

	1	2	3	4	Total
Seattle Seahawks	0	13	0	11	24
Washington Redskins	14	0	0	0	14

Scoring Summary

First Quarter

Was - Evan Royster 4 yd pass from Robert Griffin III (Kai Forbath kick).
Was - Logan Paulsen 4 yd pass from Robert Griffin III (Kai Forbath kick).

Second Quarter

Sea - Steven Hauschka 32 yd FG. (12-66; 5:21).
Sea - Michael Robinson 4 yd pass from Russell Wilson (Steven Hauschka kick).
Sea- Steven Hauschka 29 yd FG.

Third Quarter

No scoring.

Fourth Quarter

Sea - Marshawn Lynch 27 yd run (Zach Miller 2 point pass from Russell Wilson).
Sea - Steven Hauschka 22 yd FG.

Team Stats

	Sea	Was
First Downs	22	15
Rushing	12	5
Passing	9	9
Penalty	1	1
3rd-Down Efficiency	5 for 13	5 for 11
4th-Down Efficiency	1 for 2	0 for 2
Total Net Yards	380	203
Total Net Plays	68	54
Average Gain	5.6	3.8
Net Yards Rushing	224	104
Rushes	37	23
Yards per Rush	6.1	4.5
Net Yards Passing	156	99
Completed - Attempted	15-26	13-29
Yards per Pass Play	5.0	3.2
Sacked - Yards Lost	5-31	2-16
Had Intercepted	0	1
Punts - Average	3-104-34.7	4-193-48.3
Return Yardage	67	109
Punts - Return Yards	2-19	2-12
Kickoffs - Return Yards	2-46	5-97
Interceptions - Return Yards	1-2	0-0
Penalties - Yards	4-30	3-15
Fumbles - Lost	2-1	2-1
Red-Zone Efficiency	1 for 6	2 for 2
Goal-to-Go Efficiency	1 for 3	2 for 2
Time of Possession	34:20	25:40

Yardage Leaders

REDSKINS

Passing: Robert Griffin III (10-19 84, 2 TD, 1 INT)
Rushing: Alfred Morris (18-80)
Receiving: Pierre Garçon (4-50)

OPPONENT

Passing: Russell Wilson (15-26 187, 1 TD)
Rushing: Marshawn Lynch (20-132, 1 TD)
Receiving: Zach Miller (4-48)



2015 REGULAR SEASON STATISTICS

2015 WASHINGTON REDSKINS REGULAR SEASON STATISTICS

WON 9, LOST 7		*Indicates sellout		* RUSHING		No.	Yds	Avg	Long	TD							
09/13	L 10-17	Miami	*76,512	Morris	202	751	3.7	48	1								
09/20	W 24-10	St. Louis	*72,460	Jones	144	490	3.4	39t	3								
09/24	L 21-32	at New York Giants	*76,081	Thompson	35	216	6.2	42	0								
10/04	W 23-20	Philadelphia	*74,767	Thomas LG	15	64	4.3	11	0								
10/11	L 19-25 OT	at Atlanta	*70,178	Thomas TM	11	52	4.7	11	0								
10/18	L 20-34	at New York Jets	*78,160	Cousins	26	48	1.8	13t	5								
10/25	W 31-30	Tampa Bay	*72,912	Young	6	10	1.7	5	0								
11/08	L 10-27	at New England	*66,829	Crowder	2	2	1.0	2	0								
11/15	W 47-14	New Orleans	*75,086	C. McCoy	3	-3	-1.0	-1	0								
11/22	L 16-44	at Carolina	*74,418	TEAM	429	1566	3.7	48	9								
11/29	W 20-14	New York Giants	*77,367	OPPONENTS	406	1962	4.8	70	10								
12/07	L 16-19	Dallas	*80,444	* RECEIVING		No.	Yds	Avg	Long	TD							
12/13	W 24-21	at Chicago	*61,026	Reed	87	952	10.9	32	11								
12/20	W 35-25	Buffalo	*80,124	Garcon	72	777	10.8	39t	6								
12/26	W 38-24	at Philadelphia	*69,596	Crowder	59	604	10.2	44	2								
01/03	W 34-23	at Dallas	*90,127	Thompson	35	240	6.9	23	2								
				D. Jackson	30	528	17.6	77t	4								
				Grant	23	268	11.7	35	2								
				Jones	19	304	16.0	78t	1								
				Carrier	17	141	8.3	20	1								
				Roberts	11	135	12.3	38	0								
				Morris	10	55	5.5	12	0								
				Thomas LG	9	84	9.3	15	0								
				Thomas TM	9	84	9.3	15	0								
				Ross	8	184	23.0	71t	1								
				Young	6	22	3.7	8	0								
				TEAM	386	4294	11.1	78t	30								
				OPPONENTS	354	4392	12.4	62t	30								
				* INTERCEPTIONS		No.	Yds	Avg	Long	TD							
				Breeland	2	56	28.0	28	0								
				Blackmon	2	7	3.5	6	0								
				Riley	2	7	3.5	7	0								
				K. Robinson	1	44	44.0	44	0								
				Goldson	1	35	35.0	35t	1								
				W. Compton	1	24	24.0	24	0								
				T. Robinson	1	8	8.0	8	0								
				Dunbar	1	0	0.0	0	0								
				TEAM	11	181	16.5	44	1								
				OPPONENTS	11	140	12.7	59t	1								
				* PUNTING		No.	Yds	Avg	Net	TB	In	Lg	B				
				Way	70	3224	46.1	39.8	7	21	64	1					
				TEAM	71	3224	45.4	39.8	7	21	64	1					
				OPPONENTS	69	3097	44.9	40.9	6	24	63	1					
				* PUNT RETURNS		Ret	FC	Yds	Avg	Long	TD						
				Crowder	30	16	158	5.3	16	0							
				D. Jackson	2	1	-5	-2.5	2	0							
				TEAM	32	17	153	4.8	16	0							
				OPPONENTS	30	14	258	8.6	69t	1							
				* SCORE BY PERIODS		Q1	Q2	Q3	Q4	OT	PTS						
				TEAM	102	110	61	115	0	388							
				OPPONENTS	71	84	100	118	6	379							
				* SCORING		TD-Ru	Pa	Rt	K-PAT	FG	S	PTS					
				Hopkins	0	0	0	0	39/40	25/28	0	114					
				Reed	11	0	11	0			0	66					
				Garcon	6	0	6	0			0	36					
				Cousins	5	5	0	0			0	30					
				D. Jackson	4	0	4	0			0	24					
				Jones	4	3	1	0			0	24					
				Ross	3	0	1	2			0	18					
				Crowder	2	0	2	0			0	16					
				Grant	2	0	2	0			0	12					
				Thompson	2	0	2	0			0	12					
				Carrier	1	0	1	0			0	6					
				Goldson	1	0	0	1			0	6					
				Hall	1	0	0	1			0	6					
				Morris	1	1	0	0			0	6					
				Roberts	1	0	0	1			0	6					
				Forbath TM	0	0	0	0	1/ 1	1/ 2	0	4					
				Bates	0	0	0	0			1	2					
				TEAM	44	9	30	5	40/41	26/30	1	388					
				OPPONENTS	44	10	30	4	40/41	23/28	2	379					
				2-Pt Conv:		Crowder	2	TM	2-3	OPP	1-2	48G, 25G					
				SACKS:		Kerrigan	9.5	P. Smith	8	Baker	6	Murphy	3.5				
				FUM/LOST:		Cousins	9/3	Jones	5/4	Crowder	4/1	Reed	3/2				
				* PASSING		Att	Cmp	Yds	Cmp%	Yds/Att	TD	TD%	Int	Int%	Long	Sack/Lost	Rating
					Cousins	543	379	4166	69.8	7.67	29	5.3	11	2.0	78t	26/ 186	101.6
					C. McCoy	11	7	128	63.6	11.64	1	9.1	0	0.0	71t	1/ 13	133.9
					Crowder	1	0	0	0.0	0.00	0	0.0	0	0.0	---	0/ 0	39.6
					TEAM	555	386	4294	69.5	7.74	30	5.4	11	2.0	78t	27/ 199	102.0
					OPPONENTS	566	354	4392	62.5	7.76	30	5.3	11	1.9	62t	38/ 264	96.1

2015 WASHINGTON REDSKINS STATISTICS

REGULAR SEASON DEFENSIVE STATISTICS (ACCORDING TO COACHES' FILM REVIEW)														
Player	Total	Solo	Asst.	TFL	Sacks	Yds	QBP/H	Ints	Yds	PD	FF	FR	Safety	TDs
Dashon Goldson	139	85	54	1	0	0	4	1	35	4	1	2	0	1
Will Compton	117	58	59	2	1	7	1	0	0	5	0	1	0	0
Bashaud Breeland	85	59	26	5	0	0	0	2	56	15	3	2	0	0
Keenan Robinson	69	42	27	0	0	0	2	1	44	2	0	1	0	0
Ryan Kerrigan	63	44	19	16	8.5	62.5	27	0	0	5	2	0	0	0
Trenton Robinson	59	38	21	1	0	0	2	1	8	1	0	0	0	0
Kyshoen Jarrett	59	39	20	0	0	0	3	0	0	2	1	0	0	0
Perry Riley	56	27	29	1	0	0	4	2	7	3	0	0	0	0
Chris Baker	56	30	26	13	5	28	28	0	0	1	3	1	0	0
DeAngelo Hall	55	42	13	1	0	0	1	0	0	2	1	1	0	1
Will Blackmon	50	34	16	1	1	0	0	1	6	9	2	2	0	0
Trent Murphy	44	22	22	4	3.5	23.5	17	0	0	0	1	2	0	0
Preston Smith	40	30	10	10	7	73	21	0	0	2	1	1	0	0
Mason Foster	38	21	17	1	0	0	1	0	0	1	1	1	0	0
Ricky Jean Francois	30	14	16	6	2	10	10	0	0	1	0	0	0	0
Terrance Knighton	29	14	15	5	1.5	11	6	0	0	0	0	0	0	0
Jason Hatcher	27	17	10	5	2	10	32	0	0	2	2	0	0	0
Stephen Paea	24	15	9	5	1.5	12	11	0	0	0	1	0	0	0
Jeron Johnson	21	9	12	0	0	0	0	0	0	0	0	0	0	0
Chris Culliver	16	13	3	0	0	0	0	0	0	2	0	0	0	0
Quinton Dunbar	15	12	3	0	0	0	0	1	0	5	0	0	0	0
Kedric Golston	8	1	7	0	0	0	0	0	0	0	0	0	0	0
David Amerson	3	2	1	0	0	0	0	0	0	1	0	0	0	0
Justin Rogers	3	1	2	0	0	0	0	0	0	0	0	0	0	0
Duke Ihenacho	3	1	2	0	0	0	1	0	0	0	0	0	0	0
Frank Kearse	3	0	3	0	0	0	0	0	0	0	0	0	0	0
Deshazor Everett	3	2	1	0	0	0	0	0	0	0	0	0	0	0
Jackson Jeffcoat	2	1	1	0	0	0	0	0	0	0	1	0	0	0
Houston Bates	2	1	1	1	0	0	0	0	0	0	0	0	0	0
TEAM	0	0	0	0	1	4	0	0	0	0	0	0	0	0
TOTALS	1119	674	445	78	34	241	171	9	156	63	20	14	0	2

REGULAR SEASON SPECIAL TEAMS STATISTICS (ACCORDING TO COACHES' FILM REVIEW)											
Player	Total	Solo	Asst.	FF	FR	PATs Blk	FG Blk	Punts Blk	Inside 20	Safety	TDs
Dashaun Phillips	9	5	4	0	0	0	0	0	0	0	0
Deshazor Everett	9	7	2	0	0	0	0	0	0	0	0
Houston Bates	8	7	1	0	0	0	0	0	0	1	0
Darrel Young	7	3	4	0	0	0	0	0	0	0	0
Jeron Johnson	7	6	1	0	0	0	0	1	0	0	0
Mason Foster	7	3	4	0	0	0	0	0	0	0	0
Dashon Goldson	6	3	3	0	0	0	0	0	0	0	0
Will Blackmon	5	4	1	0	0	0	0	0	0	0	0
Will Compton	5	5	0	0	0	0	0	0	0	0	0
Nick Sundberg	4	2	2	0	0	0	0	0	0	0	0
Preston Smith	4	3	1	1	0	0	0	0	0	0	0
Derek Carrier	3	3	0	0	0	0	0	0	0	0	0
Quinton Dunbar	3	2	1	0	0	0	0	0	0	0	0
Carlos Fields	3	2	1	0	0	0	0	0	0	0	0
Jackson Jeffcoat	2	2	0	0	0	0	0	0	0	0	0
Kyshoen Jarrett	2	2	0	0	0	0	0	0	0	0	0
Trent Murphy	2	2	0	0	0	0	0	0	0	0	0
Dustin Hopkins	1	1	0	0	0	0	0	0	0	0	0
Dustin Hopkins	1	1	0	0	0	0	0	0	0	0	0
Keenan Robinson	1	1	0	0	0	0	0	0	0	0	0
Rashad Ross	1	1	0	0	0	0	0	0	0	0	2
Ryan Grant	1	0	1	0	0	0	0	0	0	0	0
Terrance Plummer	1	1	0	0	0	0	0	0	0	0	0
Trenton Robinson	1	1	0	0	0	0	0	0	0	0	0
DeAngelo Hall	1	0	1	0	0	0	0	0	0	0	0
Tress Way	1	1	0	0	0	0	0	0	15	0	0
Andre Roberts	0	0	0	0	0	0	0	0	0	0	1
TOTAL	95	68	27	1	0	0	0	1	15	1	3

2015 WASHINGTON REDSKINS STATISTICS

RECORD WHEN...

	<u>W-L</u>		<u>W-L</u>		<u>W-L</u>
Redskins Overall	9-7	Redskins score first	7-3	Redskins win time of possession	7-2
Redskins at FedExField	6-2	Opponent scores first	2-4	Redskins lose time of possession	2-5
Redskins on the road	3-5	Redskins score on first possession	3-1	Time of possession is even	0-0
Redskins on Sunday Night	0-0	Redskins lead after 1st quarter	7-1	Redskins win turnover battle	5-3
Redskins on Monday Night	0-1	Redskins trail after 1st quarter	1-2	Redskins lose turnover battle	2-3
Redskins on Thursday Night	0-1	Score tied after 1st quarter	1-4	Turnover battle is even	2-1
Redskins on Saturday Night	1-0	Redskins lead at halftime	8-3	Redskins wear Burgundy pants	0-0
Redskins on grass	8-3	Redskins trail at halftime	1-3	Redskins wear Gold pants	8-7
Redskins on artificial turf	1-4	Score tied at halftime	0-1	Redskins wear White pants	0-0
Redskins in a dome	1-1	Redskins lead after 3rd quarter	7-3	Redskins wear Throwback pants	1-0
Redskins in September	1-2	Redskins trail after 3rd quarter	1-4	Redskins wear Burgundy jerseys	6-3
Redskins in October	2-2	Score tied after 3rd quarter	1-1	Redskins wear White jerseys	2-4
Redskins in November	2-2	Redskins score under two-minute warning	2-4	Redskins wear Throwback jerseys	1-0
Redskins in December	3-1	Opponent scores under two-minute warning	1-2	Redskins score 17 points or less	0-4
Redskins in January	1-0	Game goes to overtime	0-1	Opponent scores 17 points or less	3-1
Redskins win coin toss	4-2			Redskins score 18 points or more	9-3
Redskins lose coin toss	5-5	vs. NFC East	4-2	Opponent scores 18 points or more	6-6
		vs. NFC East at home	2-1		
Redskins total 0-199 net yards	0-1	vs. NFC East on road	2-1		
Redskins total 200-299 net yards	0-4	vs. NFC West	1-0		
Redskins total 300-399 net yards	3-2	vs. NFC North	1-0		
Redskins total 400+ net yards	6-0	vs. NFC South	2-2		
Redskins total 0-99 rushing yards	4-6	vs. NFC	8-4		
Redskins total 100-149 rushing yards	3-0	vs. AFC East	1-3		
Redskins total 150+ rushing yards	2-1	vs. AFC West	0-0		
Redskins have (a) 100-yard rusher(s)	1-1	vs. AFC North	0-0		
Redskins total 0-149 passing yards	0-0	vs. AFC South	0-0		
Redskins total 150-199 passing yards	0-3	vs. AFC	1-3		
Redskins total 200-299 passing yards	4-3				
Redskins total 300+ passing yards	5-1				
Redskins have a 300-yard passer	6-1				

2015 WASHINGTON REDSKINS STATISTICS

STARTING LINEUPS

OFFENSE

	WR	LT	LG	C	RG	RT	TE	WR	QB	RB	FB/OTHER
9/13 MIA	D. Jackson	Trent Williams	S. Lauvao	K. Lichtensteiger	B. Scherff	M. Moses	D. Carrier	P. Garçon	K. Cousins	A. Morris	D. Young
9/20 STL	D. Carrier (TE)	Trent Williams	S. Lauvao	K. Lichtensteiger	B. Scherff	M. Moses	J. Reed	P. Garçon	K. Cousins	A. Morris	A. McCoy (TE)
9/24 @NYG	D. Carrier (TE)	Trent Williams	S. Lauvao	K. Lichtensteiger	B. Scherff	M. Moses	J. Reed	P. Garçon	K. Cousins	A. Morris	A. McCoy (TE)
10/4 PHI	R. Grant	Trent Williams	S. Long	K. Lichtensteiger	B. Scherff	M. Moses	J. Reed	P. Garçon	K. Cousins	A. Morris	D. Carrier (TE)
10/11 @ATL	R. Grant	Trent Williams	S. Long	K. Lichtensteiger	B. Scherff	M. Moses	D. Carrier	P. Garçon	K. Cousins	A. Morris	J. Crowder (WR)
10/18 @NYJ	R. Grant	T. Nsekhe	S. Long	J. LeRibeus	B. Scherff	M. Moses	D. Carrier	P. Garçon	K. Cousins	A. Morris	A. McCoy (TE)
10/25 TB	R. Grant	Trent Williams	S. Long	J. LeRibeus	B. Scherff	M. Moses	D. Carrier	P. Garçon	K. Cousins	A. Morris	J. Crowder (WR)
11/8 @NE	D. Jackson	Trent Willilams	S. Long	J. LeRibeus	B. Scherff	M. Moses	D. Carrier	P. Garçon	K. Cousins	A. Morris	J. Crowder (WR)
11/15 NO	D. Jackson	Trent Williams	S. Long	J. LeRibeus	B. Scherff	M. Moses	D. Carrier	P. Garçon	K. Cousins	A. Morris	D. Young
11/22 @CAR	D. Jackson	Trent Willilams	S. Long	J. LeRibeus	B. Scherff	M. Moses	D. Carrier	P. Garçon	K. Cousins	A. Morris	J. Crowder (WR)
11/29 NYG	D. Jackson	Trent Williams	S. Long	J. LeRibeus	B. Scherff	M. Moses	D. Carrier	P. Garçon	K. Cousins	A. Morris	J. Reed (TE)
12/7 DAL	D. Jackson	Trent Williams	S. Long	J. LeRibeus	B. Scherff	M. Moses	J. Reed	P. Garçon	K. Cousins	A. Morris	J. Crowder (WR)
12/13 @CHI	D. Jackson	Trent Williams	S. Long	J. LeRibeus	B. Scherff	M. Moses	D. Carrier	P. Garçon	K. Cousins	A. Morris	D. Young
12/20 BUF	D. Jackson	Trent Williams	S. Long	J. LeRibeus	B. Scherff	M. Moses	J. Reed	P. Garçon	K. Cousins	A. Morris	T. Compton (OT)
12/26 @PHI	D. Jackson	Trent Williams	S. Long	J. LeRibeus	B. Scherff	M. Moses	J. Reed	P. Garçon	K. Cousins	A. Morris	J. Crowder (WR)
1/3 @DAL	R. Grant	T. Nsekhe	S. Long	J. LeRibeus	B. Scherff	M. Moses	J. Reed	P. Garçon	K. Cousins	A. Morris	A. Smith (TE)

DEFENSE

	LDE	NT	RDE	SLB	MIKE	MO	WLB	CB	CB	SS	FS
9/13 MIA	J. Rogers (CB)	T. Knighton	J. Hatcher	T. Murphy	K. Robinson	P. Riley	R. Kerrigan	D. Hall	C. Culliver	D. Ihenacho	D. Goldson
9/20 STL	S. Paea	T. Knighton	J. Hatcher	T. Murphy	K. Robinson	P. Riley	R. Kerrigan	D. Hall	B. Breeland	T. Robinson	D. Goldson
9/24 @NYG	B. Breeland (CB)	T. Knighton	J. Hatcher	T. Murphy	K. Robinson	W. Compton	R. Kerrigan	D. Hall	C. Culliver	T. Robinson	D. Goldson
10/4 PHI	K. Jarrett (CB)	T. Knighton	J. Hatcher	T. Murphy	K. Robinson	W. Compton	R. Kerrigan	B. Breeland	C. Culliver	T. Robinson	D. Goldson
10/11 @ATL	C. Baker	T. Knighton	J. Hatcher	T. Murphy	K. Robinson	P. Riley	R. Kerrigan	B. Breeland	W. Blackmon	T. Robinson	D. Goldson
10/18 @NYJ	K. Jarrett (CB)	T. Knighton	J. Hatcher	T. Murphy	K. Robinson	P. Riley	R. Kerrigan	B. Breeland	W. Blackmon	T. Robinson	D. Goldson
10/25 TB	C. Baker	T. Knighton	J. Hatcher	T. Murphy	K. Robinson	P. Riley	R. Kerrigan	B. Breeland	W. Blackmon	T. Robinson	D. Goldson
11/8 @NE	C. Baker	K. Jarrett (CB)	J. Hatcher	T. Murphy	K. Robinson	P. Riley	R. Kerrigan	W. Blackmon	C. Culliver	T. Robinson	D. Goldson
11/15 NO	C. Baker	T. Knighton	J. Hatcher	T. Murphy	W. Compton	P. Riley	R. Kerrigan	B. Breeland	C. Culliver	J. Johnson	D. Goldson
11/22 @CAR	C. Baker	T. Knighton	J. Hatcher	T. Murphy	W. Compton	P. Riley	R. Kerrigan	B. Breeland	C. Culliver	J. Johnson	D. Goldson
11/29 NYG	C. Baker	T. Knighton	J. Hatcher	T. Murphy	W. Compton	P. Riley	R. Kerrigan	B. Breeland	W. Blackmon	D. Hall	D. Goldson
12/7 DAL	C. Baker	T. Knighton	J. Hatcher	T. Murphy	W. Compton	M. Foster	R. Kerrigan	B. Breeland	W. Blackmon	D. Hall	D. Goldson
12/13 @CHI	C. Baker	T. Knighton	Q. Dunbar (CB)	P. Smith	W. Compton	M. Foster	R. Kerrigan	B. Breeland	W. Blackmon	K. Jarrett	D. Goldson
12/20 BUF	C. Baker	T. Knighton	J. Hatcher	T. Murphy	W. Compton	M. Foster	R. Kerrigan	B. Breeland	W. Blackmon	D. Hall	D. Goldson
12/26 @PHI	C. Baker	T. Knighton	J. Hatcher	T. Murphy	W. Compton	M. Foster	R. Kerrigan	B. Breeland	W. Blackmon	D. Hall	D. Goldson
1/3 @DAL	C. Baker	T. Knighton	R. Jean Francois	T. Murphy	W. Compton	M. Foster	R. Kerrigan	B. Breeland	W. Blackmon	D. Hall	K. Jarrett

2015 WASHINGTON REDSKINS STATISTICS

REDSKINS/OPPONENTS TOTALS

REDSKINS

	FIRST DOWNS				TOTAL OFFENSE									INT BY REDSKINS				PUNTS				PUNT RETURNS				KO RETURNS				PEN.		FUM		SCORING							
	Tot.	Rush	Pass	Pen.	Yds.	Plays	Rush	Att.	Avg.	Pass	Att.	Comp.	Int.	Sk. (Yds.)	No.	Yds.	Long	TD	No.-Avg.	No.	Yds.	Avg.	TD	No.	Yds.	Avg.	TD	No.	Yds.	Avg.	TD	No. (Yds.)	No. (L)	TD	Rush	Pass	Ret.	PAT	2-pt.	FG	Poss.
9/13 MIA	20	6	12	2	349	69	161	37	4.4	196	31	21	2	1 (8)	0	0	0	0	3-41.3	2	19	9.5	0	1	36	36.0	0	11 (88)	1 (0)	1	0	1	0	1	0	1	0	1	37:54		
9/20 STL	19	8	10	1	373	66	182	37	4.9	203	27	23	0	2 (12)	0	0	0	0	6-40.7	5	12	2.4	0	1	23	23.0	0	7 (53)	1 (1)	3	2	1	0	3	0	1	0	1	37:44		
9/24 @NYG	22	3	16	3	393	70	88	20	4.4	305	49	30	2	1 (11)	0	0	0	0	2-18.0	1	10	10.0	0	4	158	39.5	1	7 (58)	2 (1)	2	0	1	1	1	1	1	2	0	28:30		
10/4 PHI	25	4	18	3	417	79	127	32	4.0	290	46	31	0	1 (0)	0	0	0	0	5-44.2	2	2	1.0	0	1	22	22.0	0	10 (110)	2 (1)	2	1	1	0	2	0	3	0	3	41:08		
10/11 @ATL	18	4	13	1	270	57	51	24	2.1	219	32	21	2	1 (0)	2	36	28	0	4-50.3	1	10	10.0	0	2	53	26.5	0	5 (51)	1 (0)	2	1	1	0	1	0	2	0	2	27:49		
10/18 @NYJ	14	1	12	1	225	62	34	17	2.0	196	44	25	2	1 (5)	1	28	28	0	6-48.0	0	0	0.0	0	5	96	19.2	0	3 (15)	0 (0)	2	0	1	1	1	2	0	2	0	27:21		
10/25 TB	27	4	16	7	355	60	50	19	2.6	317	40	33	0	1 (12)	0	0	0	0	4-47.3	1	4	4.0	0	2	48	24.0	0	4 (20)	1 (1)	4	1	3	0	4	0	1	0	1	28:42		
11/8 @NE	16	3	12	1	250	56	37	15	2.5	213	40	22	1	1 (4)	1	44	44	0	4-47.0	1	9	9.0	0	3	48	16.0	0	4 (27)	2 (1)	1	0	1	0	1	0	1	0	1	22:55		
11/15 NO	23	9	12	2	510	59	209	31	6.7	301	25	20	0	3 (23)	2	35	35	1	2-43.5	4	26	6.5	0	2	29	14.5	0	5 (26)	1 (0)	5	0	4	1	5	0	4	0	4	33:34		
11/22 @CAR	9	1	8	0	186	47	14	12	1.2	172	30	22	1	5 (35)	0	0	0	0	5-53.0	2	3	1.5	0	5	190	38.0	1	9 (68)	5 (4)	2	0	1	1	2	0	0	0	0	21:53		
11/29 NYG	18	5	12	1	407	66	105	37	2.8	302	29	20	0	0 (0)	3	13	7	0	6-44.7	3	26	8.7	0	3	58	19.3	0	7 (80)	1 (0)	2	1	1	0	2	0	2	0	2	36:00		
12/7 DAL	15	4	9	2	266	60	73	26	2.8	193	31	22	0	3 (26)	0	0	0	0	6-42.2	2	0	0.0	0	5	125	25.0	0	9 (73)	2 (1)	1	0	1	0	0	0	0	3	0	32:47		
12/13 @CHI	24	10	13	1	374	67	99	33	3.0	275	31	24	1	3 (25)	0	0	0	0	4-43.0	2	7	3.5	0	2	44	22.0	0	8 (63)	1 (0)	3	2	1	0	0	0	0	1	0	34:22		
12/20 BUF	23	7	13	3	431	56	123	27	4.6	308	28	22	0	1 (11)	0	0	0	0	3-46.7	2	5	2.5	0	3	50	16.7	0	5 (6)	1 (1)	5	1	4	0	0	0	0	0	0	29:04		
12/26 @PHI	25	4	21	0	418	74	67	26	2.6	351	46	31	0	2 (14)	0	0	0	0	7-49.6	2	10	5.0	0	1	19	19.0	0	8 (70)	1 (0)	5	0	4	1	3	1	1	0	1	34:04		
1/3 @DAL	19	8	11	0	437	63	146	36	4.1	278	26	19	0	1 (13)	2	25	24	0	4-50.0	2	6	3.0	0	0	0	0.0	0	3 (20)	2 (0)	4	0	4	0	4	0	4	0	2	33:57		
TOTALS	317	81	208	28	5661	1011	1566	429	3.7	4119	555	386	11	27 (199)	11	181	44	1	71-45.4	32	149	4.7	0	40	999	25.0	2	105 (827)	26 (11)	44	9	30	5	31	2	26	0	31:39			

OPPONENTS

	FIRST DOWNS				TOTAL OFFENSE									INT BY OPPONENTS				PUNTS				PUNT RETURNS				KO RETURNS				PEN.		FUM		SCORING							
	Tot.	Rush	Pass	Pen.	Yds.	Plays	Rush	Att.	Avg.	Pass	Att.	Comp.	Int.	Sk. (Yds.)	No.	Yds.	Long	TD	No.-Avg.	No.	Yds.	Avg.	TD	No.	Yds.	Avg.	TD	No.	Yds.	Avg.	TD	No. (Yds.)	No. (L)	TD	Rush	Pass	Ret.	PAT	2-pt.	FG	Poss.
9/13 MIA	19	5	12	2	256	55	74	18	4.1	226	34	22	0	3 (44)	2	2	2	0	4-54.3	2	74	37.0	1	2	54	27.0	0	6 (39)	2 (1)	2	0	1	1	2	0	1	0	1	22:06		
9/20 STL	11	4	6	1	213	46	67	13	5.2	146	31	17	0	1 (4)	0	0	0	0	8-47.6	6	0	0.0	0	1	28	28.0	0	9 (80)	2 (0)	1	0	1	0	1	0	1	0	1	22:16		
9/24 @NYG	19	5	13	1	363	63	84	31	2.7	279	32	23	0	0 (0)	2	6	6	0	4-42.8	1	0	0.0	0	2	17	8.5	0	8 (67)	1 (0)	3	1	2	0	3	0	3	0	3	31:30		
10/4 PHI	14	4	6	4	320	51	87	18	4.8	270	28	15	0	5 (37)	0	0	0	0	6-41.8	1	45	45.0	0	0	0	0.0	0	8 (72)	2 (2)	3	0	3	0	2	0	0	0	0	18:52		
10/11 @ATL	29	12	14	3	418	77	176	32	5.5	242	42	24	2	3 (12)	2	76	59	1	1-51.0	2	14	7.0	0	0	0	0.0	0	4 (62)	3 (1)	2	1	0	2	1	0	2	0	2	34:56		
10/18 @NYJ	22	10	11	1	474	67	221	41	5.4	253	26	19	1	0 (0)	2	6	6	0	2-49.0	3	34	11.3	0	3	47	15.7	0	1 (5)	2 (2)	4	2	2	0	4	0	2	0	2	32:39		
10/25 TB	21	9	12	0	479	60	190	30	6.3	289	29	21	0	1 (8)	0	0	0	0	2-44.5	3	18	6.0	0	1	15	15.0	0	16 (142)	2 (1)	3	0	2	1	3	0	3	0	3	31:18		
11/8 @NE	27	10	15	2	460	76	161	37	4.4	299	39	26	1	0 (0)	1	13	13	0	2-34.5	2	-2	-1.0	0	2	18	9.0	0	6 (43)	2 (1)	3	1	2	0	3	0	2	0	2	37:05		
11/15 NO	16	6	10	0	350	55	158	25	6.3	192	28	19	2	2 (17)	0	0	0	0	4-47.3	1	10	10.0	0	3	59	19.7	0	7 (50)	1 (0)	2	0	2	0	2	0	2	0	0	26:26		
11/22 @CAR	27	8	17	2	368	75	142	39	3.6	226	34	21	0	2 (20)	1	28	28	0	4-51.8	1	1	1.0	0	2	31	15.5	0	8 (66)	1 (0)	5	0	5	0	5	0	3	0	3	38:07		
11/29 NYG	17	1	14	2	332	67	33	13	2.5	299	51	26	3	3 (22)	0	0	0	0	7-50.4	4	14	3.5	0	1	19	19.0	0	4 (35)	3 (0)	2	0	2	0	2	0	2	0	0	24:00		
12/7 DAL	16	5	9	2	318	54	97	24	4.0	221	29	16	0	1 (2)	0	0	0	0	4-41.5	3	31	10.3	0	2	70	35.0	0	8 (70)	4 (3)	1	1	0	0	0	0	0	0	4	27:13		
12/13 @CHI	20	4	14	2	377	56	87	22	4.0	290	31	19	0	3 (25)	1	9	9	0	5-45.6	1	16	16.0	0	2	38	19.0	0	7 (79)	1 (1)	3	1	2	0	0	0	0	0	0	25:38		
12/20 BUF	21	11	10	0	452	63	240	31	7.7	212	27	16	0	5 (23)	0	0	0	0	4-35.0	1	0	0.0	0	3	51	17.0	0	8 (56)	1 (0)	3	1	2	0	2	1	1	0	1	30:56		
12/26 @PHI	23	4	17	2	398	77	45	16	2.8	353	56	37	0	5 (27)	0	0	0	0	7-43.6	3	-3	-1.0	0	2	65	32.5	0	8 (45)	7 (2)	3	2	1	0	3	0	1	0	1	25:56		
1/3 @DAL	27	5	22	0	512	68	100	16	6.3	412	48	33	2	4 (23)	0	0	0	0	5-46.2	2	6	3.0	0	3	70	23.33	0	4 (44)	2 (2)	3	0	3	0	0	0	0	0	0	26:03		
TOTALS	329	103	202	24	6090	1010	1962	406	4.8	4209	565	354	11	38 (264)	11	140	59	1	69-44.9	36	258	7.2	1	29	582	20.1	0	112 (955)	36 (16)	43	10	30	4	33	1	23	0	28:21			

2015 WASHINGTON REDSKINS STATISTICS

PASSING

8 Kirk Cousins

	ATT	COM	YDS	PERC	YDS/ATT	TD	INT	LG	SK (YDS)	RATE
9/13 MIA	31	21	196	67.7%	6.3	1	2	25	1 (8)	68.8
9/20 STL	27	23	203	85.2%	7.5	1	0	35	2 (12)	110.3
9/24 @NYG	49	30	316	61.2%	6.4	1	2	26	1 (11)	69.8
10/4 PHI	46	31	290	67.4%	6.3	1	0	43	1 (0)	91.8
10/11 @ATL	32	21	219	65.6%	6.8	1	2	26	1 (0)	69.7
10/18 @NYJ	43	25	196	58.1%	4.6	1	2	20	1 (5)	57.9
10/25 TB	40	33	317	82.5%	7.9	3	0	38	1 (12)	124.7
11/8 @NE	40	22	217	55.0%	5.4	1	1	36	1 (4)	68.4
11/15 NO	25	20	324	80.0%	13.0	4	0	78t	3 (23)	158.3
11/22 @CAR	30	22	207	73.3%	6.9	1	1	56t	5 (35)	89.2
11/29 NYG	29	20	302	69.0%	10.4	1	0	63t	0 (0)	114.4
12/7 DAL	31	22	219	71.0%	7.1	1	0	28	3 (26)	101.4
12/13 @CHI	31	24	300	77.4%	9.7	1	1	32	3 (25)	104.2
12/20 BUF	28	22	319	78.6%	11.4	4	0	77t	1 (11)	153.7
12/26 @PHI	46	31	365	67.4%	7.9	4	0	28	2 (14)	120.3
1/3 @DAL	15	12	176	80.0%	11.7	3	0	44	0 (0)	155.1
TOTALS	543	379	4166	69.8%	7.7	29	11	78t	26 (186)	101.6

80 Jamison Crowder

	ATT	COM	YDS	PERC	YDS/ATT	TD	INT	LG	SK (YDS)	RATE
9/13 MIA	0	0	0	0.0%	0.0	0	0	0	0	0.0
9/20 STL	0	0	0	0.0%	0.0	0	0	0	0	0.0
9/24 @NYG	0	0	0	0.0%	0.0	0	0	0	0	0.0
10/4 PHI	0	0	0	0.0%	0.0	0	0	0	0	0.0
10/11 @ATL	0	0	0	0.0%	0.0	0	0	0	0	0.0
10/18 @NYJ	1	0	0	0.0%	0.0	0	0	0	0 (0)	39.6
10/25 TB	0	0	0	0.0%	0.0	0	0	0	0	0.0
11/8 @NE	0	0	0	0.0%	0.0	0	0	0	0	0.0
11/15 NO	0	0	0	0.0%	0.0	0	0	0	0	0.0
11/22 @CAR	0	0	0	0.0%	0.0	0	0	0	0	0.0
11/29 NYG	0	0	0	0.0%	0.0	0	0	0	0	0.0
12/7 DAL	0	0	0	0.0%	0.0	0	0	0	0	0.0
12/13 @CHI	0	0	0	0.0%	0.0	0	0	0	0	0.0
12/20 BUF	0	0	0	0.0%	0.0	0	0	0	0	0.0
12/26 @PHI	0	0	0	0.0%	0.0	0	0	0	0	0.0
1/3 @DAL	0	0	0	0.0%	0.0	0	0	0	0	0.0
TOTALS	1	0	0	0.0%	0.0	0	0	0	0 (0)	39.6

2015 WASHINGTON REDSKINS STATISTICS

PASSING

10 Robert Griffin III

	ATT	COM	YDS	PERC	YDS/ATT	TD	INT	LG	SK (YDS)	RATE
9/13 MIA										Inactive
9/20 STL										Inactive
9/24 @NYG										Inactive
10/4 PHI										Inactive
10/11 @ATL										Inactive
10/18 @NYJ										Did Not Play
10/25 TB										Inactive
11/8 @NE										Inactive
11/15 NO										Inactive
11/22 @CAR										Inactive
11/29 NYG										Inactive
12/7 DAL										Inactive
12/13 @CHI										Inactive
12/20 BUF										Inactive
12/26 @PHI										Inactive
1/3 @DAL										Inactive
TOTALS										

16 Colt McCoy

	ATT	COM	YDS	PERC	YDS/ATT	TD	INT	LG	SK (YDS)	RATE
9/13 MIA										Did Not Play
9/20 STL										Did Not Play
9/24 @NYG										Did Not Play
10/4 PHI										Did Not Play
10/11 @ATL										Did Not Play
10/18 @NYJ										Did Not Play
10/25 TB										Did Not Play
11/8 @NE										Did Not Play
11/15 NO	0	0	0	0.0%	0.0	0	0	0	0	0.0
11/22 @CAR										Did Not Play
11/29 NYG										Did Not Play
12/7 DAL										Did Not Play
12/13 @CHI										Did Not Play
12/20 BUF										Did Not Play
12/26 @PHI										Did Not Play
1/3 @DAL	11	7	128	63.6%	11.6	1	0	71t	1 (13)	133.9
TOTALS	11	7	128	63.6%	11.6	1	0	71t	1 (13)	133.9

2015 WASHINGTON REDSKINS STATISTICS

RUSHING

80 Jamison Crowder

	ATT	YDS	AVG.	LG	TD
9/13 MIA	1	2	2.0	2	0
9/20 STL	0	0	0.0	0	0
9/24 @NYG	0	0	0.0	0	0
10/4 PHI	0	0	0.0	0	0
10/11 @ATL	1	0	0.0	0	0
10/18 @NYJ	0	0	0.0	0	0
10/25 TB	0	0	0.0	0	0
11/8 @NE	0	0	0.0	0	0
11/15 NO	0	0	0.0	0	0
11/22 @CAR	0	0	0.0	0	0
11/29 NYG	0	0	0.0	0	0
12/7 DAL	0	0	0.0	0	0
12/13 @CHI	0	0	0.0	0	0
12/20 BUF	0	0	0.0	0	0
12/26 @PHI	0	0	0.0	0	0
1/3 @DAL	0	0	0.0	0	0
TOTALS	2	2	1.0	2	0

8 Kirk Cousins

	ATT	YDS	AVG.	LG	TD
9/13 MIA	2	-1	-0.5	0	0
9/20 STL	0	0	0.0	0	0
9/24 @NYG	0	0	0.0	0	0
10/4 PHI	1	1	1.0	1	1
10/11 @ATL	1	1	1.0	1	0
10/18 @NYJ	1	1	1.0	1	0
10/25 TB	3	15	5.0	8t	1
11/8 @NE	0	0	0.0	0	0
11/15 NO	0	0	0.0	0	0
11/22 @CAR	1	4	4.0	4	0
11/29 NYG	4	1	0.3	1	1
12/7 DAL	1	6	6.0	6	0
12/13 @CHI	4	13	3.3	9	1
12/20 BUF	3	11	3.7	13t	1
12/26 @PHI	5	-4	-0.8	0	0
1/3 @DAL	0	0	0.0	0	0
TOTALS	26	48	1.8	13t	5

31 Matt Jones

	ATT	YDS	AVG.	LG	TD
9/13 MIA	6	28	4.7	9	0
9/20 STL	19	123	6.5	39t	2
9/24 @NYG	11	38	3.5	10	0
10/4 PHI	7	11	1.6	7	0
10/11 @ATL	11	20	1.8	7	1
10/18 @NYJ	Inactive				
10/25 TB	9	29	3.2	11	0
11/8 @NE	11	27	2.5	10	0
11/15 NO	11	56	5.1	20	0
11/22 @CAR	5	0	0.0	2	0
11/29 NYG	8	19	2.4	12	0
12/7 DAL	18	49	2.7	10	0
12/13 @CHI	18	62	3.4	11	0
12/20 BUF	10	28	2.8	13	0
12/26 @PHI	Inactive				
1/3 @DAL	Inactive				
TOTALS	144	490	3.4	39t	3

46 Alfred Morris

	ATT	YDS	AVG.	LG	TD
9/13 MIA	25	121	4.8	14	0
9/20 STL	18	59	3.3	35	0
9/24 @NYG	6	19	3.2	7	0
10/4 PHI	17	62	3.6	16	0
10/11 @ATL	8	15	1.9	4	0
10/18 @NYJ	11	21	1.9	6	0
10/25 TB	6	5	0.8	5	0
11/8 @NE	4	10	2.5	4	0
11/15 NO	15	92	6.1	28	0
11/22 @CAR	2	0	0.0	2	0
11/29 NYG	23	78	3.4	9	0
12/7 DAL	6	12	2.0	3	0
12/13 @CHI	11	24	2.2	5	1
12/20 BUF	14	84	6.0	48	0
12/26 @PHI	17	49	2.9	8	0
1/3 @DAL	19	100	5.3	23	0
TOTALS	202	751	3.7	48	1

16 Colt McCoy

	REC	YDS	AVG.	LG	TD
9/13 MIA			Did Not Play		
9/20 STL			Did Not Play		
9/24 @NYG			Did Not Play		
10/4 PHI			Did Not Play		
10/11 @ATL			Did Not Play		
10/18 @NYJ			Did Not Play		
10/25 TB			Did Not Play		
11/8 @NE			Did Not Play		
11/15 NO	0	0	0.0	0	0
11/22 @CAR			Did Not Play		
11/29 NYG			Did Not Play		
12/7 DAL			Did Not Play		
12/13 @CHI			Did Not Play		
12/20 BUF			Did Not Play		
12/26 @PHI			Did Not Play		
1/3 @DAL	3	-3	-1.0	-1	0
TOTALS	3	-3	-1.0	-1	0

39 Pierre Thomas

	REC	YDS	AVG.	LG	TD
9/13 MIA			Not With Team		
9/20 STL			Not With Team		
9/24 @NYG			Not With Team		
10/4 PHI			Not With Team		
10/11 @ATL			Not With Team		
10/18 @NYJ			Not With Team		
10/25 TB			Not With Team		
11/8 @NE			Not With Team		
11/15 NO			Not With Team		
11/22 @CAR			Not With Team		
11/29 NYG			Not With Team		
12/7 DAL			Not With Team		
12/13 @CHI	0	0	0.0	0	0
12/20 BUF	0	0	0.0	0	0
12/26 @PHI	4	22	5.5	9	0
1/3 @DAL	7	30	4.3	11	0
TOTALS	11	52	4.7	11	0

2015 WASHINGTON REDSKINS STATISTICS

RUSHING

25 Chris Thompson

36 Darrel Young

	ATT	YDS	AVG.	LG	TD		ATT	YDS	AVG.	LG	TD
9/13 MIA	3	11	3.7	7	0	9/13 MIA	0	0	0.0	0	0
9/20 STL	0	0	0.0	0	0	9/20 STL	0	0	0.0	0	0
9/24 @NYG	2	29	14.5	26	0	9/24 @NYG	1	2	2.0	2	0
10/4 PHI	6	53	8.8	42	0	10/4 PHI	1	0	0.0	0	0
10/11 @ATL	3	15	5.0	9	0	10/11 @ATL	0	0	0.0	0	0
10/18 @NYJ	5	12	2.4	8	0	10/18 @NYJ	0	0	0.0	0	0
10/25 TB	Inactive					10/25 TB	1	1	1.0	0	0
11/8 @NE	0	0	0.0	0	0	11/8 @NE	0	0	0.0	0	0
11/15 NO	2	54	27.0	38	0	11/15 NO	3	7	2.3	5	0
11/22 @CAR	4	10	2.5	6	0	11/22 @CAR	0	0	0.0	0	0
11/29 NYG	2	7	3.5	8	0	11/29 NYG	0	0	0.0	0	0
12/7 DAL	1	6	6.0	6	0	12/7 DAL	0	0	0.0	0	0
12/13 @CHI	Inactive					12/13 @CHI	0	0	0.0	0	0
12/20 BUF	Inactive					12/20 BUF	0	0	0.0	0	0
12/26 @PHI	0	0	0.0	0	0	12/26 @PHI	0	0	0.0	0	0
1/3 @DAL	7	19	2.7	8	0	1/3 @DAL	0	0	0.0	0	0
TOTALS	35	216	6.2	42	0	TOTALS	6	10	1.7	5	0

2015 WASHINGTON REDSKINS STATISTICS

RECEIVING

89 Derek Carrier

	REC	YDS	AVG.	LG	TD
9/13 MIA	2	8	4.0	9	0
9/20 STL	0	0	0.0	0	0
9/24 @NYG	0	0	0.0	0	0
10/4 PHI	2	18	9.0	15	0
10/11 @ATL	2	27	13.5	20	1
10/18 @NYJ	4	39	9.8	20	0
10/25 TB	2	15	7.5	9	0
11/8 @NE	0	0	0.0	0	0
11/15 NO	1	14	14.0	14	0
11/22 @CAR	2	7	3.5	5	0
11/29 NYG	1	6	6.0	6	0
12/7 DAL	Inactive				
12/13 @CHI	1	7	7.0	7	0
12/20 BUF	Injured Reserve				
12/26 @PHI	Injured Reserve				
1/3 @DAL	Injured Reserve				
TOTALS	17	141	8.3	20	1

80 Jamison Crowder

	REC	YDS	AVG.	LG	TD
9/13 MIA	1	0	0.0	0	0
9/20 STL	1	7	7.0	7	0
9/24 @NYG	6	45	7.5	15	0
10/4 PHI	7	65	9.3	22	0
10/11 @ATL	8	87	10.9	26	0
10/18 @NYJ	4	40	10.0	18	0
10/25 TB	5	48	9.6	18	0
11/8 @NE	6	50	8.3	16	0
11/15 NO	4	60	15.0	31	1
11/22 @CAR	1	5	5.0	5	0
11/29 NYG	2	12	6.0	9	0
12/7 DAL	3	29	9.7	20	0
12/13 @CHI	1	13	13.0	13	0
12/20 BUF	3	21	7.0	12	0
12/26 @PHI	2	13	6.5	7	0
1/3 @DAL	5	109	21.8	44	1
TOTALS	59	604	10.2	31	2

88 Pierre Garçon

	REC	YDS	AVG.	LG	TD
9/13 MIA	6	74	12.3	22	0
9/20 STL	6	23	3.8	6	1
9/24 @NYG	5	64	12.8	19	0
10/4 PHI	7	55	7.9	14	1
10/11 @ATL	3	51	17.0	21	0
10/18 @NYJ	5	28	5.6	12	1
10/25 TB	5	55	11.0	21	0
11/8 @NE	4	70	17.5	36	0
11/15 NO	2	10	5.0	7	0
11/22 @CAR	3	43	14.3	17	0
11/29 NYG	3	35	11.7	16	0
12/7 DAL	5	54	10.8	23	0
12/13 @CHI	5	52	10.4	19	0
12/20 BUF	3	34	11.3	18	1
12/26 @PHI	7	80	11.4	25	1
1/3 @DAL	3	49	16.3	39t	1
TOTALS	72	777	10.8	39t	6

14 Ryan Grant

	REC	YDS	AVG.	LG	TD
9/13 MIA	1	15	15.0	15	0
9/20 STL	3	45	15.0	35	0
9/24 @NYG	2	9	4.5	6	0
10/4 PHI	5	45	9.0	16	0
10/11 @ATL	1	4	4.0	4	0
10/18 @NYJ	2	22	11.0	16	0
10/25 TB	3	54	18.0	32	1
11/8 @NE	0	0	0.0	0	0
11/15 NO	0	0	0.0	0	0
11/22 @CAR	0	0	0.0	0	0
11/29 NYG	1	19	19.0	19	0
12/7 DAL	0	0	0.0	0	0
12/13 @CHI	0	0	0.0	0	0
12/20 BUF	1	13	13.0	13	0
12/26 @PHI	1	24	24.0	24	0
1/3 @DAL	3	18	6.0	11	1
TOTALS	23	268	11.7	35	2

86 Je'Ron Hamm

	REC	YDS	AVG.	LG	TD
9/13 MIA	Practice Squad				
9/20 STL	Practice Squad				
9/24 @NYG	Practice Squad				
10/4 PHI	Practice Squad				
10/11 @ATL	Practice Squad				
10/18 @NYJ	Practice Squad				
10/25 TB	Practice Squad				
11/8 @NE	Practice Squad				
11/15 NO	Practice Squad				
11/22 @CAR	Practice Squad				
11/29 NYG	Inactive				
12/7 DAL	0	0	0.0	0	0
12/13 @CHI	Inactive				
12/20 BUF	Inactive				
12/26 @PHI	Inactive				
1/3 @DAL	Not With Team				
TOTALS	0	0	0.0	0	0

11 DeSean Jackson

	REC	YDS	AVG.	LG	TD
9/13 MIA	0	0	0.0	0	0
9/20 STL	Inactive				
9/24 @NYG	Inactive				
10/4 PHI	Inactive				
10/11 @ATL	Inactive				
10/18 @NYJ	Inactive				
10/25 TB	Inactive				
11/8 @NE	3	15	5.0	9	0
11/15 NO	2	44	22.0	42	0
11/22 @CAR	5	87	17.4	56t	1
11/29 NYG	2	66	33.0	63t	1
12/7 DAL	6	80	13.3	28t	1
12/13 @CHI	2	43	21.5	29	0
12/20 BUF	6	153	25.5	77t	1
12/26 @PHI	4	40	10.0	22	0
1/3 @DAL	Did Not Play				
TOTALS	30	528	17.6	77t	4

2015 WASHINGTON REDSKINS STATISTICS

RECEIVING

31 Matt Jones

	REC	YDS	AVG.	LG	TD
9/13 MIA	0	0	0.0	0	0
9/20 STL	3	23	7.7	18	0
9/24 @NYG	0	0	0.0	0	0
10/4 PHI	0	0	0.0	0	0
10/11 @ATL	1	17	17.0	17	0
10/18 @NYJ	Inactive				
10/25 TB	3	22	7.3	12	0
11/8 @NE	2	17	8.5	12	0
11/15 NO	3	131	43.7	78t	1
11/22 @CAR	2	12	6.0	7	0
11/29 NYG	1	45	45.0	45	0
12/7 DAL	1	5	5.0	5	0
12/13 @CHI	2	24	12.0	18	0
12/20 BUF	1	8	8.0	8	0
12/26 @PHI	Inactive				
1/3 @DAL	Inactive				
TOTALS	19	304	16.0	78t	1

46 Alfred Morris

	REC	YDS	AVG.	LG	TD
9/13 MIA	0	0	0.0	0	0
9/20 STL	2	13	6.5	9	0
9/24 @NYG	0	0	0.0	0	0
10/4 PHI	2	3	1.5	2	0
10/11 @ATL	0	0	0.0	0	0
10/18 @NYJ	1	11	11.0	11	0
10/25 TB	1	2	2.0	2	0
11/8 @NE	0	0	0.0	0	0
11/15 NO	3	14	4.7	7	0
11/22 @CAR	0	0	0.0	0	0
11/29 NYG	1	12	12.0	12	0
12/7 DAL	0	0	0.0	0	0
12/13 @CHI	0	0	0.0	0	0
12/20 BUF	0	0	0.0	0	0
12/26 @PHI	0	0	0.0	0	0
1/3 @DAL	0	0	0.0	0	0
TOTALS	10	55	5.5	12	0

85 Anthony McCoy

	REC	YDS	AVG.	LG	TD
9/13 MIA	Inactive				
9/20 STL	0	0	0.0	0	0
9/24 @NYG	0	0	0.0	0	0
10/4 PHI	0	0	0.0	0	0
10/11 @ATL	0	0	0.0	0	0
10/18 @NYJ	0	0	0.0	0	0
10/25 TB	0	0	0.0	0	0
11/8 @NE	Inactive				
11/15 NO	Inactive				
11/22 @CAR	Inactive				
11/29 NYG	Not With Team				
12/7 DAL	Not With Team				
12/13 @CHI	Not With Team				
12/20 BUF	Not With Team				
12/26 @PHI	Not With Team				
1/3 @DAL	Not With Team				
TOTALS	0	0	0.0	0	0

86 Jordan Reed

	REC	YDS	AVG.	LG	TD
9/13 MIA	7	63	9.0	25	1
9/20 STL	6	82	13.7	29	0
9/24 @NYG	6	96	16.0	26	0
10/4 PHI	5	37	7.4	15	0
10/11 @ATL	Inactive				
10/18 @NYJ	Inactive				
10/25 TB	11	72	6.5	13	2
11/8 @NE	3	18	6.0	9	1
11/15 NO	3	29	9.7	16t	2
11/22 @CAR	6	46	7.7	13	0
11/29 NYG	8	98	12.3	26	0
12/7 DAL	3	33	11.0	16	0
12/13 @CHI	9	120	13.3	32	1
12/20 BUF	7	84	12.0	24	2
12/26 @PHI	9	129	14.3	28	2
1/3 @DAL	4	45	11.3	26	0
TOTALS	87	952	10.9	32	11

12 Andre Roberts

	REC	YDS	AVG.	LG	TD
9/13 MIA	3	36	12.0	18	0
9/20 STL	1	0	0.0	0	0
9/24 @NYG	1	18	18.0	18	0
10/4 PHI	Inactive				
10/11 @ATL	0	0	0.0	0	0
10/18 @NYJ	1	6	6.0	6	0
10/25 TB	3	49	16.3	38	0
11/8 @NE	2	26	13.0	18	0
11/15 NO	Inactive				
11/22 @CAR	0	0	0.0	0	0
11/29 NYG	0	0	0.0	0	0
12/7 DAL	Inactive				
12/13 @CHI	Inactive				
12/20 BUF	Inactive				
12/26 @PHI	Injured Reserve				
1/3 @DAL	Injured Reserve				
TOTALS	11	135	12.3	38	0

19 Rashad Ross

	REC	YDS	AVG.	LG	TD
9/13 MIA	Inactive				
9/20 STL	0	0	0.0	0	0
9/24 @NYG	2	27	13.5	20	0
10/4 PHI	1	43	43.0	43	0
10/11 @ATL	0	0	0.0	0	0
10/18 @NYJ	1	16	16.0	16	0
10/25 TB	0	0	0.0	0	0
11/8 @NE	Inactive				
11/15 NO	0	0	0.0	0	0
11/22 @CAR	Inactive				
11/29 NYG	0	0	0.0	0	0
12/7 DAL	0	0	0.0	0	0
12/13 @CHI	2	27	13.5	17	0
12/20 BUF	0	0	0.0	0	0
12/26 @PHI	0	0	0.0	0	0
1/3 @DAL	2	71	35.5	71t	1
TOTALS	8	184	23.0	71t	1

2015 WASHINGTON REDSKINS STATISTICS

RECEIVING

39 Pierre Thomas

	REC	YDS	AVG.	LG	TD
9/13 MIA			Not With Team		
9/20 STL			Not With Team		
9/24 @NYG			Not With Team		
10/4 PHI			Not With Team		
10/11 @ATL			Not With Team		
10/18 @NYJ			Not With Team		
10/25 TB			Not With Team		
11/8 @NE			Not With Team		
11/15 NO			Not With Team		
11/22 @CAR			Not With Team		
11/29 NYG			Not With Team		
12/7 DAL			Not With Team		
12/13 @CHI	1	12	12.0	12	0
12/20 BUF	0	0	0.0	0	0
12/26 @PHI	7	67	9.6	15	0
1/3 @DAL	1	5	5.0	5	0
TOTALS	9	84	9.3	15	0

25 Chris Thompson

	REC	YDS	AVG.	LG	TD
9/13 MIA	0	0	0.0	0	0
9/20 STL	1	10	10.0	10	0
9/24 @NYG	8	57	7.1	26	1
10/4 PHI	2	24	12.0	19	0
10/11 @ATL	6	33	5.5	14	0
10/18 @NYJ	6	26	4.3	13	0
10/25 TB			Inactive		
11/8 @NE	2	21	10.5	13	0
11/15 NO	1	23	23.0	23	0
11/22 @CAR	3	7	2.3	6	0
11/29 NYG	1	9	9.0	9	0
12/7 DAL	4	18	4.5	9	0
12/13 @CHI			Inactive		
12/20 BUF			Inactive		
12/26 @PHI	1	12	12.0	12t	1
1/3 @DAL	0	0	0.0	0	0
TOTALS	35	240	6.9	26	2

36 Darrel Young

	REC	YDS	AVG.	LG	TD
9/13 MIA	1	0	0.0	0	0
9/20 STL	0	0	0.0	0	0
9/24 @NYG	0	0	0.0	0	0
10/4 PHI	0	0	0.0	0	0
10/11 @ATL	0	0	0.0	0	0
10/18 @NYJ	1	8	8.0	8	0
10/25 TB	0	0	0.0	0	0
11/8 @NE	0	0	0.0	0	0
11/15 NO	1	-1	-1.0	-1	0
11/22 @CAR	0	0	0.0	0	0
11/29 NYG	0	0	0.0	0	0
12/7 DAL	0	0	0.0	0	0
12/13 @CHI	1	2	2.0	2	0
12/20 BUF	1	6	6.0	6	0
12/26 @PHI	0	0	0.0	0	0
1/3 @DAL	1	7	7.0	7	0
TOTALS	6	22	3.7	8	0

2015 WASHINGTON REDSKINS STATISTICS

DEFENSIVE LINE

92 Chris Baker

	TOT	SOLO	ASST.	SACKS/YDS	PD	INT.	FR	FF
9/13 MIA	4	2	2	0.5/2.5	0	0	0	0
9/20 STL	1	0	1	0/0	0	0	0	0
9/24 @NYG	5	3	2	0/0	0	0	0	0
10/4 PHI	3	1	1	2/15	0	0	0	0
10/11 @ATL	4	4	0	1/0	0	0	0	2
10/18 @NYJ	5	2	2	0/0	0	0	0	0
10/25 TB	8	2	6	0/0	0	0	1	0
11/8 @NE	7	5	2	0/0	0	0	0	0
11/15 NO	6	3	3	0.5/4.5	0	0	0	0
11/22 @CAR	6	1	5	0/0	0	0	0	0
11/29 NYG	1	1	0	1/6	0	0	0	0
12/7 DAL	3	3	0	0/0	0	0	0	1
12/13 @CHI	4	3	1	0/0	0	0	0	0
12/20 BUF	1	0	1	0/0	0	0	0	0
12/26 @PHI	0	0	0	0/0	1	0	0	0
1/3 @DAL	2	2	0	1/6	0	0	1	0
TOTALS	58	32	26	6/34	1	0	2	3

64 Kedric Golston

	TOT	SOLO	ASST.	SACKS/YDS	PD	INT.	FR	FF
9/13 MIA	0	0	0	0/0	0	0	0	0
9/20 STL	0	0	0	0/0	0	0	0	0
9/24 @NYG	0	0	0	0/0	0	0	0	0
10/4 PHI	Inactive							
10/11 @ATL	0	0	0	0/0	0	0	0	0
10/18 @NYJ	2	0	2	0/0	0	0	0	0
10/25 TB	0	0	0	0/0	0	0	0	0
11/8 @NE	1	0	1	0/0	0	0	0	0
11/15 NO	3	1	2	0/0	0	0	0	0
11/22 @CAR	1	0	1	0/0	0	0	0	0
11/29 NYG	0	0	0	0/0	0	0	0	0
12/7 DAL	1	0	1	0/0	0	0	0	0
12/13 @CHI	0	0	0	0/0	0	0	0	0
12/20 BUF	0	0	0	0/0	0	0	0	0
12/26 @PHI	0	0	0	0/0	0	0	0	0
1/3 @DAL	1	0	1	0/0	0	0	0	0
TOTALS	9	1	8	0/0	0	0	0	0

97 Jason Hatcher

	TOT	SOLO	ASST.	SACKS/YDS	PD	INT.	FR	FF
9/13 MIA	4	2	2	1/1	1	0	0	1
9/20 STL	1	0	1	0/0	0	0	0	0
9/24 @NYG	1	0	1	0/0	0	0	0	0
10/4 PHI	1	1	0	0/0	1	0	0	0
10/11 @ATL	4	2	2	0/0	0	0	0	0
10/18 @NYJ	2	1	1	0/0	0	0	0	0
10/25 TB	3	2	1	0/0	0	0	0	0
11/8 @NE	0	0	0	0/0	0	0	0	0
11/15 NO	1	1	0	0/0	0	0	0	0
11/22 @CAR	2	1	1	0/0	0	0	0	0
11/29 NYG	1	1	0	0/0	0	0	0	0
12/7 DAL	2	2	0	0/0	0	0	0	1
12/13 @CHI	1	1	0	0/0	0	0	0	0
12/20 BUF	4	3	1	1/9	0	0	0	0
12/26 @PHI	0	0	0	0/0	0	0	0	0
1/3 @DAL	Inactive							
TOTALS	27	17	10	2/10	2	0	0	2

99 Ricky Jean Francois

	TOT	SOLO	ASST.	SACKS/YDS	PD	INT.	FR	FF
9/13 MIA	0	0	0	0/0	0	0	0	0
9/20 STL	1	1	0	0/0	0	0	0	0
9/24 @NYG	3	0	3	0/0	0	0	0	0
10/4 PHI	1	0	1	0/0	0	0	0	0
10/11 @ATL	1	0	1	0/0	0	0	0	0
10/18 @NYJ	2	2	0	0/0	0	0	0	0
10/25 TB	2	0	2	0/0	0	0	0	0
11/8 @NE	4	3	1	0/0	0	0	0	0
11/15 NO	2	1	1	0/0	0	0	0	0
11/22 @CAR	4	2	2	0/0	0	0	0	0
11/29 NYG	2	0	2	0/0	0	0	0	0
12/7 DAL	1	1	0	0/0	1	0	0	0
12/13 @CHI	0	0	0	0/0	0	0	0	0
12/20 BUF	2	1	1	1/3	0	0	0	0
12/26 @PHI	5	3	2	1/7	0	0	0	0
1/3 @DAL	0	0	0	0/0	0	0	0	0
TOTALS	30	14	16	2/10	1	0	0	0

73 Frank Kearsse

	TOT	SOLO	ASST.	SACKS/YDS	PD	INT.	FR	FF
9/13 MIA	Not With Team							
9/20 STL	Not With Team							
9/24 @NYG	Inactive							
10/4 PHI	Not With Team							
10/11 @ATL	Inactive							
10/18 @NYJ	3	0	3	0/0	0	0	0	0
10/25 TB	Inactive							
11/8 @NE	Inactive							
11/15 NO	Inactive							
11/22 @CAR	Inactive							
11/29 NYG	Inactive							
12/7 DAL	Inactive							
12/13 @CHI	0	0	0	0/0	0	0	0	0
12/20 BUF	0	0	0	0/0	0	0	0	0
12/26 @PHI	Inactive							
1/3 @DAL	2	2	0	1/5	0	0	0	0
TOTALS	5	2	3	1/5	0	0	0	0

98 Terrance Knighton

	TOT	SOLO	ASST.	SACKS/YDS	PD	INT.	FR	FF
9/13 MIA	1	1	0	0/0	0	0	0	0
9/20 STL	1	0	1	0/0	0	0	0	0
9/24 @NYG	6	1	5	0/0	0	0	0	0
10/4 PHI	1	0	1	0/0	0	0	0	0
10/11 @ATL	2	2	0	0/0	0	0	0	0
10/18 @NYJ	3	2	1	0/0	0	0	0	0
10/25 TB	2	2	0	0.5/4	0	0	0	0
11/8 @NE	Inactive							
11/15 NO	1	0	1	0/0	0	0	0	0
11/22 @CAR	3	0	3	0/0	0	0	0	0
11/29 NYG	2	1	1	0/0	0	0	0	0
12/7 DAL	1	0	1	0/0	0	0	0	0
12/13 @CHI	2	1	1	1/7	0	0	0	0
12/20 BUF	2	2	0	0/0	0	0	0	0
12/26 @PHI	2	2	0	0/0	0	0	0	0
1/3 @DAL	1	1	0	0/0	0	0	0	0
TOTALS	30	15	15	1.5/11	0	0	0	0

2015 WASHINGTON REDSKINS STATISTICS

DEFENSIVE LINE

90 Stephen Paea

	TOT	SOLO	ASST.	SACKS/YDS	PD	INT.	FR	FF
9/13 MIA	0	0	0	0/0	0	0	0	0
9/20 STL	2	1	1	0/0	0	0	0	0
9/24 @NYG	4	3	1	0/0	0	0	0	0
10/4 PHI	2	0	2	0/0	0	0	0	0
10/11 @ATL	1	1	0	0/0	0	0	0	0
10/18 @NYJ	Did Not Play							
10/25 TB	1	1	0	0.5/4	0	0	0	0
11/8 @NE	3	2	1	0/0	0	0	0	1
11/15 NO	3	1	2	1/8	0	0	0	0
11/22 @CAR	7	5	2	0/0	0	0	0	0
11/29 NYG	1	1	0	0/0	0	0	0	0
12/7 DAL	0	0	0	0/0	0	0	0	0
12/13 @CHI	Injured Reserve							
12/20 BUF	Injured Reserve							
12/26 @PHI	Injured Reserve							
1/3 @DAL	Injured Reserve							
TOTALS	24	15	9	1.5/12	0	0	0	1

2015 WASHINGTON REDSKINS STATISTICS

LINEBACKERS

96 Houston Bates

	TOT	SOLO	ASST.	SACKS/YDS	PD	INT.	FR	FF
9/13 MIA	0	0	0	0/0	0	0	0	0
9/20 STL	Practice Squad							
9/24 @NYG	Practice Squad							
10/4 PHI	Practice Squad							
10/11 @ATL	Practice Squad							
10/18 @NYJ	Practice Squad							
10/25 TB	Practice Squad							
11/8 @NE	0	0	0	0/0	0	0	0	0
11/15 NO	0	0	0	0/0	0	0	0	0
11/22 @CAR	0	0	0	0/0	0	0	0	0
11/29 NYG	0	0	0	0/0	0	0	0	0
12/7 DAL	1	1	0	0/0	0	0	0	0
12/13 @CHI	0	0	0	0/0	0	0	0	0
12/20 BUF	1	0	1	0/0	0	0	0	0
12/26 @PHI	0	0	0	0/0	0	0	0	0
1/3 @DAL	1	1	0	0/0	0	0	0	0
TOTALS	3	2	1	0/0	0	0	0	0

51 Will Compton

	TOT	SOLO	ASST.	SACKS/YDS	PD	INT.	FR	FF
9/13 MIA	0	0	0	0/0	0	0	0	0
9/20 STL	3	2	1	0/0	0	0	0	0
9/24 @NYG	14	6	8	0/0	0	0	0	0
10/4 PHI	8	5	3	0/0	0	0	0	0
10/11 @ATL	2	1	1	0/0	0	0	1	0
10/18 @NYJ	2	1	1	0/0	0	0	0	0
10/25 TB	8	3	5	0/0	0	0	0	0
11/8 @NE	10	3	7	0/0	0	0	0	0
11/15 NO	9	3	6	0/0	1	0	0	0
11/22 @CAR	13	6	7	0/0	1	0	0	0
11/29 NYG	11	6	5	0/0	1	0	0	0
12/7 DAL	8	4	4	0/0	0	0	0	0
12/13 @CHI	9	4	5	0/0	1	0	0	0
12/20 BUF	7	5	2	0/0	1	0	0	0
12/26 @PHI	9	9	4	1/7	0	0	0	0
1/3 @DAL	5	5	0	0/0	1	1	0	0
TOTALS	122	63	59	1/7	6	1	1	0

59 Carlos Fields

	TOT	SOLO	ASST.	SACKS/YDS	PD	INT.	FR	FF
9/13 MIA	Not With Team							
9/20 STL	Not With Team							
9/24 @NYG	Not With Team							
10/4 PHI	Not With Team							
10/11 @ATL	Not With Team							
10/18 @NYJ	Not With Team							
10/25 TB	Not With Team							
11/8 @NE	Not With Team							
11/15 NO	Practice Squad							
11/22 @CAR	Practice Squad							
11/29 NYG	Practice Squad							
12/7 DAL	0	0	0	0/0	0	0	0	0
12/13 @CHI	0	0	0	0/0	0	0	0	0
12/20 BUF	0	0	0	0/0	0	0	0	0
12/26 @PHI	0	0	0	0/0	0	0	0	0
1/3 @DAL	1	1	0	0/0	0	0	0	0
TOTALS	1	1	0	0/0	0	0	0	0

54 Mason Foster

	TOT	SOLO	ASST.	SACKS/YDS	PD	INT.	FR	FF
9/13 MIA	Not With Team							
9/20 STL	Not With Team							
9/24 @NYG	Not With Team							
10/4 PHI	0	0	0	0/0	0	0	0	0
10/11 @ATL	0	0	0	0/0	0	0	0	0
10/18 @NYJ	0	0	0	0/0	0	0	0	0
10/25 TB	0	0	0	0/0	0	0	0	0
11/8 @NE	0	0	0	0/0	0	0	0	0
11/15 NO	1	1	0	0/0	0	0	0	0
11/22 @CAR	1	0	1	0/0	0	0	0	0
11/29 NYG	0	0	0	0/0	0	0	0	0
12/7 DAL	8	4	4	0/0	0	0	1	1
12/13 @CHI	9	4	5	0/0	0	0	0	0
12/20 BUF	7	4	3	0/0	0	0	0	0
12/26 @PHI	12	8	4	0/0	0	0	0	0
1/3 @DAL	5	4	1	0/0	0	0	0	0
TOTALS	43	25	18	0/0	0	0	1	1

53 Jackson Jeffcoat

	TOT	SOLO	ASST.	SACKS/YDS	PD	INT.	FR	FF
9/13 MIA	Inactive							
9/20 STL	0	0	0	0/0	0	0	0	0
9/24 @NYG	0	0	0	0/0	0	0	0	0
10/4 PHI	0	0	0	0/0	0	0	0	0
10/11 @ATL	0	0	0	0/0	0	0	0	0
10/18 @NYJ	0	0	0	0/0	0	0	0	0
10/25 TB	2	1	1	0/0	0	0	0	1
11/8 @NE	Injured Reserve							
11/15 NO	Injured Reserve							
11/22 @CAR	Injured Reserve							
11/29 NYG	Injured Reserve							
12/7 DAL	Injured Reserve							
12/13 @CHI	Injured Reserve							
12/20 BUF	Injured Reserve							
12/26 @PHI	Injured Reserve							
1/3 @DAL	Injured Reserve							
TOTALS	2	1	1	0/0	0	0	0	1

91 Ryan Kerrigan

	TOT	SOLO	ASST.	SACKS/YDS	PD	INT.	FR	FF
9/13 MIA	3	3	0	0.5/2.5	1	0	0	0
9/20 STL	4	2	2	0/0	0	0	0	1
9/24 @NYG	1	1	0	0/0	1	0	0	0
10/4 PHI	6	3	3	1/6	0	0	0	0
10/11 @ATL	9	7	2	2/12	0	0	0	0
10/18 @NYJ	3	1	2	0/0	0	0	0	0
10/25 TB	1	1	0	0/0	0	0	0	0
11/8 @NE	2	1	1	0/0	0	0	0	0
11/15 NO	5	3	2	0/0	0	0	0	0
11/22 @CAR	3	3	0	1/12	0	0	0	0
11/29 NYG	7	6	1	2/16	1	0	0	0
12/7 DAL	4	3	1	0/0	2	0	0	0
12/13 @CHI	7	5	2	1/8	0	0	0	0
12/20 BUF	4	3	1	1/6	0	0	0	1
12/26 @PHI	4	2	2	0/0	0	0	0	0
1/3 @DAL	3	2	1	1/8	0	0	0	0
TOTALS	66	46	20	9.5/70.5	5	0	0	2

2015 WASHINGTON REDSKINS STATISTICS

LINEBACKERS

93 Trent Murphy

	TOT	SOLO	ASST.	SACKS/YDS	PD	INT.	FR	FF
9/13 MIA	3	2	1	0/0	0	0	0	0
9/20 STL	2	1	1	0/0	0	0	0	0
9/24 @NYG	5	1	4	0/0	0	0	0	0
10/4 PHI	3	2	1	1/7	0	0	1	0
10/11 @ATL	4	2	2	0/0	0	0	0	0
10/18 @NYJ	2	0	2	0/0	0	0	0	0
10/25 TB	2	1	1	0/0	0	0	0	0
11/8 @NE	5	1	4	0/0	0	0	0	0
11/15 NO	6	4	2	0.5/4.5	0	0	0	0
11/22 @CAR	5	2	3	0/0	0	0	0	0
11/29 NYG	0	0	0	0/0	0	0	0	0
12/7 DAL	3	3	0	1/2	0	0	0	0
12/13 @CHI	2	2	0	1/10	0	0	1	1
12/20 BUF	2	1	1	0/0	0	0	0	0
12/26 @PHI	0	0	0	0/0	0	0	0	0
1/3 @DAL	1	1	0	0/0	0	0	0	0
TOTALS	45	23	22	3.5/23.5	0	0	2	1

59 Terrance Plummer

	TOT	SOLO	ASST.	SACKS/YDS	PD	INT.	FR	FF
9/13 MIA	Practice Squad							
9/20 STL	0	0	0	0/0	0	0	0	0
9/24 @NYG	0	0	0	0/0	0	0	0	0
10/4 PHI	0	0	0	0/0	0	0	0	0
10/11 @ATL	Not With Team							
10/18 @NYJ	Not With Team							
10/25 TB	Not With Team							
11/8 @NE	Not With Team							
11/15 NO	Not With Team							
11/22 @CAR	Not With Team							
11/29 NYG	Not With Team							
12/7 DAL	Not With Team							
12/13 @CHI	Not With Team							
12/20 BUF	Not With Team							
12/26 @PHI	Not With Team							
1/3 @DAL	Not With Team							
TOTALS	0	0	0	0/0	0	0	0	0

56 Perry Riley, Jr.

	TOT	SOLO	ASST.	SACKS/YDS	PD	INT.	FR	FF
9/13 MIA	6	1	5	0/0	0	0	0	0
9/20 STL	4	2	2	0/0	0	0	0	0
9/24 @NYG	Inactive							
10/4 PHI	Inactive							
10/11 @ATL	6	5	1	0/0	0	0	0	0
10/18 @NYJ	10	3	7	0/0	0	0	0	0
10/25 TB	2	1	1	0/0	0	0	0	0
11/8 @NE	1	0	1	0/0	0	0	0	0
11/15 NO	7	4	3	0/0	2	1	0	0
11/22 @CAR	12	8	4	0/0	0	0	0	0
11/29 NYG	8	3	5	0/0	1	1	0	0
12/7 DAL	Inactive							
12/13 @CHI	Inactive							
12/20 BUF	Inactive							
12/26 @PHI	Inactive							
1/3 @DAL	Inactive							
TOTALS	56	27	29	0/0	3	2	0	0

52 Keenan Robinson

	TOT	SOLO	ASST.	SACKS/YDS	PD	INT.	FR	FF
9/13 MIA	7	4	3	0/0	1	0	0	0
9/20 STL	6	4	2	0/0	0	0	0	0
9/24 @NYG	18	9	9	0/0	0	0	0	0
10/4 PHI	5	4	1	0/0	0	0	1	0
10/11 @ATL	4	2	2	0/0	0	0	0	0
10/18 @NYJ	12	9	3	0/0	0	0	0	0
10/25 TB	7	4	3	0/0	0	0	0	0
11/8 @NE	9	6	3	0/0	1	1	0	0
11/15 NO	Inactive							
11/22 @CAR	Inactive							
11/29 NYG	Inactive							
12/7 DAL	Did Not Play							
12/13 @CHI	0	0	0	0/0	0	0	0	0
12/20 BUF	0	0	0	0/0	0	0	0	0
12/26 @PHI	1	0	1	0/0	1	0	0	0
1/3 @DAL	5	5	0	0/0	0	0	0	0
TOTALS	74	47	27	0/0	3	1	1	0

94 Preston Smith

	TOT	SOLO	ASST.	SACKS/YDS	PD	INT.	FR	FF
9/13 MIA	2	2	0	1/38	0	0	1	1
9/20 STL	0	0	0	0/0	1	0	0	0
9/24 @NYG	0	0	0	0/0	0	0	0	0
10/4 PHI	5	4	1	1/9	0	0	0	0
10/11 @ATL	2	2	0	0/0	0	0	0	0
10/18 @NYJ	1	1	0	0/0	0	0	0	0
10/25 TB	5	2	3	0/0	0	0	0	0
11/8 @NE	2	1	1	0/0	0	0	0	0
11/15 NO	1	0	1	0/0	0	0	0	0
11/22 @CAR	3	3	0	1/8	0	0	0	0
11/29 NYG	4	3	1	0/0	1	0	0	0
12/7 DAL	1	1	0	0/0	0	0	0	0
12/13 @CHI	2	2	0	0/0	0	0	0	0
12/20 BUF	5	3	2	1/5	0	0	0	0
12/26 @PHI	7	6	1	3/13	0	0	0	1
1/3 @DAL	2	2	0	1/4	0	0	0	0
TOTALS	42	32	10	8/77	2	0	1	2

50 Martrell Spaight

	TOT	SOLO	ASST.	SACKS/YDS	PD	INT.	FR	FF
9/13 MIA	0	0	0	0	0	0	0	0
9/20 STL	Inactive							
9/24 @NYG	Injured Reserve							
10/4 PHI	Injured Reserve							
10/11 @ATL	Injured Reserve							
10/18 @NYJ	Injured Reserve							
10/25 TB	Injured Reserve							
11/8 @NE	Injured Reserve							
11/15 NO	Injured Reserve							
11/22 @CAR	Injured Reserve							
11/29 NYG	Injured Reserve							
12/7 DAL	Injured Reserve							
12/13 @CHI	Injured Reserve							
12/20 BUF	Injured Reserve							
12/26 @PHI	Injured Reserve							
1/3 @DAL	Injured Reserve							
TOTALS	0	0	0	0/0	0	0	0	0

2015 WASHINGTON REDSKINS STATISTICS

DEFENSIVE BACKS

39 David Amerson

	TOT	SOLO	ASST.	SACKS/YDS	PD	INT.	FR	FF
9/13 MIA	3	2	1	0/0	1	0	0	0
9/20 STL	0	0	0	0/0	0	0	0	0
9/24 @NYG	Not With Team							
10/4 PHI	Not With Team							
10/11 @ATL	Not With Team							
10/18 @NYJ	Not With Team							
10/25 TB	Not With Team							
11/8 @NE	Not With Team							
11/15 NO	Not With Team							
11/22 @CAR	Not With Team							
11/29 NYG	Not With Team							
12/7 DAL	Not With Team							
12/13 @CHI	Not With Team							
12/20 BUF	Not With Team							
12/26 @PHI	Not With Team							
1/3 @DAL	Not With Team							
TOTALS	3	2	1	0/0	1	0	0	0

41 Will Blackmon

	TOT	SOLO	ASST.	SACKS/YDS	PD	INT.	FR	FF
9/13 MIA	Not With Team							
9/20 STL	0	0	0	0/0	0	0	0	0
9/24 @NYG	4	3	1	0/0	0	0	0	0
10/4 PHI	1	1	0	0/0	0	0	0	0
10/11 @ATL	6	5	1	0/0	2	0	1	0
10/18 @NYJ	2	1	1	0/0	0	0	0	0
10/25 TB	2	2	0	0/0	1	0	0	0
11/8 @NE	8	3	5	0/0	1	0	1	1
11/15 NO	3	2	1	0/0	0	0	0	0
11/22 @CAR	2	2	0	0/0	1	0	0	0
11/29 NYG	5	3	2	0/0	4	1	0	0
12/7 DAL	3	2	1	0/0	0	0	0	1
12/13 @CHI	3	2	1	0/0	0	0	0	0
12/20 BUF	6	5	1	1/0	0	0	0	0
12/26 @PHI	5	3	2	0/0	0	0	0	0
1/3 @DAL	7	7	0	0/0	1	1	0	1
TOTALS	57	41	16	1/0	10	2	2	3

26 Bashaud Breeland

	TOT	SOLO	ASST.	SACKS/YDS	PD	INT.	FR	FF
9/13 MIA	Reserve/Suspended List							
9/20 STL	1	1	0	0/0	0	0	0	0
9/24 @NYG	2	1	1	0/0	1	0	0	0
10/4 PHI	5	4	1	0/0	1	0	0	0
10/11 @ATL	11	7	4	0/0	4	1	0	0
10/18 @NYJ	4	3	1	0/0	2	1	2	1
10/25 TB	13	8	5	0/0	0	0	0	0
11/8 @NE	3	2	1	0/0	0	0	0	0
11/15 NO	9	6	3	0/0	0	0	0	1
11/22 @CAR	11	8	3	0/0	0	0	0	0
11/29 NYG	5	4	1	0/0	4	0	0	0
12/7 DAL	6	4	2	0/0	1	0	0	0
12/13 @CHI	7	4	3	0/0	1	0	0	0
12/20 BUF	5	4	1	0/0	0	0	0	0
12/26 @PHI	3	3	0	0/0	1	0	0	1
1/3 @DAL	4	3	1	0/0	1	0	0	0
TOTALS	89	62	27	0/0	16	2	2	3

29 Chris Culliver

	TOT	SOLO	ASST.	SACKS/YDS	PD	INT.	FR	FF
9/13 MIA	1	0	1	0/0	1	0	0	0
9/20 STL	Reserve/Suspended List							
9/24 @NYG	4	3	1	0/0	0	0	0	0
10/4 PHI	1	1	0	0/0	0	0	0	0
10/11 @ATL	Inactive							
10/18 @NYJ	Inactive							
10/25 TB	Inactive							
11/8 @NE	2	2	0	0/0	0	0	0	0
11/15 NO	3	2	1	0/0	0	0	0	0
11/22 @CAR	5	5	0	0/0	0	0	0	0
11/29 NYG	Injured Reserve							
12/7 DAL	Injured Reserve							
12/13 @CHI	Injured Reserve							
12/20 BUF	Injured Reserve							
12/26 @PHI	Injured Reserve							
1/3 @DAL	Injured Reserve							
TOTALS	16	13	3	0/0	1	0	0	0

47 Quinton Dunbar

	TOT	SOLO	ASST.	SACKS/YDS	PD	INT.	FR	FF
9/13 MIA	Practice Squad							
9/20 STL	Practice Squad							
9/24 @NYG	Practice Squad							
10/4 PHI	0	0	0	0/0	0	0	0	0
10/11 @ATL	0	0	0	0/0	0	0	0	0
10/18 @NYJ	1	0	1	0/0	1	0	0	0
10/25 TB	0	0	0	0/0	0	0	0	0
11/8 @NE	0	0	0	0/0	0	0	0	0
11/15 NO	Inactive							
11/22 @CAR	0	0	0	0/0	0	0	0	0
11/29 NYG	3	3	0	0/0	2	1	0	0
12/7 DAL	2	2	0	0/0	0	0	0	0
12/13 @CHI	2	2	0	0/0	0	0	0	0
12/20 BUF	5	3	2	0/0	1	0	0	0
12/26 @PHI	2	2	0	0/0	1	0	0	0
1/3 @DAL	Inactive							
TOTALS	15	12	3	0/0	5	1	0	0

22 Deshaazor Everett

	TOT	SOLO	ASST.	SACKS/YDS	PD	INT.	FR	FF
9/13 MIA	Practice Squad							
9/20 STL	Practice Squad							
9/24 @NYG	Practice Squad							
10/4 PHI	0	0	0	0/0	0	0	0	0
10/11 @ATL	0	0	0	0/0	0	0	0	0
10/18 @NYJ	0	0	0	0/0	0	0	0	0
10/25 TB	0	0	0	0/0	0	0	0	0
11/8 @NE	0	0	0	0/0	0	0	0	0
11/15 NO	3	2	1	0/0	0	0	0	0
11/22 @CAR	0	0	0	0/0	0	0	0	0
11/29 NYG	Inactive							
12/7 DAL	Inactive							
12/13 @CHI	0	0	0	0/0	0	0	0	0
12/20 BUF	0	0	0	0/0	0	0	0	0
12/26 @PHI	0	0	0	0/0	0	0	0	0
1/3 @DAL	2	1	1	0/0	0	0	0	0
TOTALS	5	3	2	0/0	0	0	0	0

2015 WASHINGTON REDSKINS STATISTICS

DEFENSIVE BACKS

38 Dashon Goldson

	TOT	SOLO	ASST.	SACKS/YDS	PD	INT.	FR	FF
9/13 MIA	7	6	1	0/0	1	0	0	0
9/20 STL	1	1	0	0/0	0	0	0	0
9/24 @NYG	11	7	4	0/0	0	0	0	0
10/4 PHI	3	2	1	0/0	0	0	0	0
10/11 @ATL	14	9	5	0/0	0	0	0	0
10/18 @NYJ	17	10	7	0/0	1	0	0	0
10/25 TB	14	6	8	0/0	1	0	0	0
11/8 @NE	12	8	4	0/0	0	0	0	0
11/15 NO	6	6	0	0/0	1	1	0	0
11/22 @CAR	8	3	5	0/0	0	0	0	0
11/29 NYG	7	3	4	0/0	0	0	0	0
12/7 DAL	9	4	5	0/0	0	0	1	1
12/13 @CHI	8	5	3	0/0	0	0	0	0
12/20 BUF	9	6	3	0/0	0	0	0	0
12/26 @PHI	13	9	4	0/0	0	0	1	0
1/3 @DAL	Inactive							
TOTALS	139	85	54	0/0	4	1	2	1

23 DeAngelo Hall

	TOT	SOLO	ASST.	SACKS/YDS	PD	INT.	FR	FF
9/13 MIA	8	6	2	0/0	0	0	0	0
9/20 STL	4	3	1	0/0	0	0	0	0
9/24 @NYG	5	3	2	0/0	0	0	0	0
10/4 PHI	Inactive							
10/11 @ATL	Inactive							
10/18 @NYJ	Inactive							
10/25 TB	Inactive							
11/8 @NE	Inactive							
11/15 NO	3	2	1	0/0	1	0	0	0
11/22 @CAR	0	0	0	0/0	0	0	0	0
11/29 NYG	5	5	0	0/0	0	0	0	0
12/7 DAL	6	3	3	0/0	0	0	0	0
12/13 @CHI	8	6	2	0/0	0	0	0	0
12/20 BUF	11	10	1	0/0	1	0	0	0
12/26 @PHI	5	4	1	0/0	0	0	1	1
1/3 @DAL	3	3	0	0/0	0	0	0	0
TOTALS	58	45	13	0/0	2	0	1	1

37 Jeremy Harris

	TOT	SOLO	ASST.	SACKS/YDS	PD	INT.	FR	FF
9/13 MIA	Not With Team							
9/20 STL	Not With Team							
9/24 @NYG	Not With Team							
10/4 PHI	Not With Team							
10/11 @ATL	Not With Team							
10/18 @NYJ	Not With Team							
10/25 TB	Not With Team							
11/8 @NE	Not With Team							
11/15 NO	Not With Team							
11/22 @CAR	Not With Team							
11/29 NYG	Not With Team							
12/7 DAL	Practice Squad							
12/13 @CHI	Practice Squad							
12/20 BUF	Practice Squad							
12/26 @PHI	Practice Squad							
1/3 @DAL	1	1	0	0/0	0	0	0	0
TOTALS	1	1	0	0/0	0	0	0	0

24 Duke Ihenacho

	TOT	SOLO	ASST.	SACKS/YDS	PD	INT.	FR	FF
9/13 MIA	3	1	2	0	0	0	0	0
9/20 STL	Injured Reserve							
9/24 @NYG	Injured Reserve							
10/4 PHI	Injured Reserve							
10/11 @ATL	Injured Reserve							
10/18 @NYJ	Injured Reserve							
10/25 TB	Injured Reserve							
11/8 @NE	Injured Reserve							
11/15 NO	Injured Reserve							
11/22 @CAR	Injured Reserve							
11/29 NYG	Injured Reserve							
12/7 DAL	Injured Reserve							
12/13 @CHI	Injured Reserve							
12/20 BUF	Injured Reserve							
12/26 @PHI	Injured Reserve							
1/3 @DAL	Injured Reserve							
TOTALS	3	1	2	0	0	0	0	0

30 Kyshoen Jarrett

	TOT	SOLO	ASST.	SACKS/YDS	PD	INT.	FR	FF
9/13 MIA	0	0	0	0/0	0	0	0	0
9/20 STL	2	1	1	0/0	0	0	0	0
9/24 @NYG	0	0	0	0/0	0	0	0	0
10/4 PHI	5	5	0	0/0	1	0	0	0
10/11 @ATL	3	3	0	0/0	1	0	0	0
10/18 @NYJ	7	6	1	0/0	0	0	0	1
10/25 TB	1	0	1	0/0	0	0	0	0
11/8 @NE	8	4	4	0/0	0	0	0	0
11/15 NO	5	3	2	0/0	0	0	0	0
11/22 @CAR	4	2	2	0/0	0	0	0	0
11/29 NYG	2	1	1	0/0	0	0	0	0
12/7 DAL	5	1	4	0/0	0	0	0	0
12/13 @CHI	2	2	0	0/0	0	0	0	0
12/20 BUF	6	4	2	0/0	0	0	0	0
12/26 @PHI	9	6	3	0/0	0	0	0	0
1/3 @DAL	4	4	0	0/0	0	0	0	0
TOTALS	63	42	21	0/0	2	0	0	1

20 Jeron Johnson

	TOT	SOLO	ASST.	SACKS/YDS	PD	INT.	FR	FF
9/13 MIA	1	0	1	0/0	0	0	0	0
9/20 STL	0	0	0	0/0	0	0	0	0
9/24 @NYG	0	0	0	0/0	0	0	0	0
10/4 PHI	0	0	0	0/0	0	0	0	0
10/11 @ATL	1	0	1	0/0	0	0	0	0
10/18 @NYJ	2	0	2	0/0	0	0	0	0
10/25 TB	0	0	0	0/0	0	0	0	0
11/8 @NE	9	6	3	0/0	0	0	0	0
11/15 NO	3	0	3	0/0	0	0	0	0
11/22 @CAR	5	3	2	0/0	0	0	0	0
11/29 NYG	0	0	0	0/0	0	0	0	0
12/7 DAL	0	0	0	0/0	0	0	0	0
12/13 @CHI	Inactive							
12/20 BUF	Inactive							
12/26 @PHI	0	0	0	0/0	0	0	0	0
1/3 @DAL	5	3	2	0/0	0	0	0	0
TOTALS	26	12	14	0/0	0	0	0	0

2015 WASHINGTON REDSKINS STATISTICS

DEFENSIVE BACKS

35 Dashaun Phillips

	TOT	SOLO	ASST.	SACKS/YDS	PD	INT.	FR	FF
9/13 MIA				Practice Squad				
9/20 STL				Practice Squad				
9/24 @NYG				Practice Squad				
10/4 PHI				Practice Squad				
10/11 @ATL				Practice Squad				
10/18 @NYJ				Practice Squad				
10/25 TB				Practice Squad				
11/8 @NE				Practice Squad				
11/15 NO				Practice Squad				
11/22 @CAR				Practice Squad				
11/29 NYG	0	0	0	0/0	0	0	0	0
12/7 DAL	0	0	0	0/0	0	0	0	0
12/13 @CHI	0	0	0	0/0	0	0	0	0
12/20 BUF	0	0	0	0/0	0	0	0	0
12/26 @PHI	0	0	0	0/0	0	0	0	0
1/3 @DAL	1	1	0	0	0	0	0	0
TOTALS	0	0	0	0/0	0	0	0	0

35 Justin Rogers

	TOT	SOLO	ASST.	SACKS/YDS	PD	INT.	FR	FF
9/13 MIA	3	1	2	0/0	0	0	0	0
9/20 STL				Inactive				
9/24 @NYG				Inactive				
10/4 PHI				Injured Reserve				
10/11 @ATL				Not With Team				
10/18 @NYJ				Not With Team				
10/25 TB				Not With Team				
11/8 @NE				Not With Team				
11/15 NO				Not With Team				
11/22 @CAR				Not With Team				
11/29 NYG				Not With Team				
12/7 DAL				Not With Team				
12/13 @CHI				Not With Team				
12/20 BUF				Not With Team				
12/26 @PHI				Not With Team				
1/3 @DAL				Not With Team				
TOTALS	3	1	2	0/0	0	0	0	0

34 Trenton Robinson

	TOT	SOLO	ASST.	SACKS/YDS	PD	INT.	FR	FF
9/13 MIA	10	5	5	0/0	0	0	0	0
9/20 STL	7	6	1	0/0	0	0	0	0
9/24 @NYG	7	3	4	0/0	0	0	0	0
10/4 PHI	3	1	2	0/0	0	0	0	0
10/11 @ATL	10	7	3	0/0	1	1	0	0
10/18 @NYJ	9	7	2	0/0	0	0	0	0
10/25 TB	9	5	4	0/0	0	0	0	0
11/8 @NE	4	4	0	0/0	0	0	0	0
11/15 NO	0	0	0	0/0	0	0	0	0
11/22 @CAR				Inactive				
11/29 NYG				Inactive				
12/7 DAL				Not With Team				
12/13 @CHI				Not With Team				
12/20 BUF				Not With Team				
12/26 @PHI				Not With Team				
1/3 @DAL				Not With Team				
TOTALS	59	38	21	0/0	1	1	0	0

2015 WASHINGTON REDSKINS STATISTICS

KICKOFF RETURNS

80 Jamison Crowder

	NO.	YDS	AVG.	FC	LG	TD
9/13 MIA	0	0	0.0	0	0	0
9/20 STL	0	0	0.0	0	0	0
9/24 @NYG	0	0	0.0	0	0	0
10/4 PHI	0	0	0.0	0	0	0
10/11 @ATL	0	0	0.0	0	0	0
10/18 @NYJ	0	0	0.0	0	0	0
10/25 TB	0	0	0.0	0	0	0
11/8 @NE	0	0	0.0	0	0	0
11/15 NO	0	0	0.0	0	0	0
11/22 @CAR	1	13	13.0	0	13	0
11/29 NYG	0	0	0.0	0	0	0
12/7 DAL	0	0	0.0	0	6	0
12/13 @CHI	0	0	0.0	0	0	0
12/20 BUF	0	0	0.0	0	0	0
12/26 @PHI	0	0	0.0	0	0	0
1/3 @DAL	0	0	0.0	0	0	0
TOTALS	1	13	13.0	0	13	0

11 DeSean Jackson

	NO.	YDS	AVG.	FC	LG	TD
9/13 MIA	0	0	0.0	0	0	0
9/20 STL	Inactive					
9/24 @NYG	Inactive					
10/4 PHI	Inactive					
10/11 @ATL	Inactive					
10/18 @NYJ	Inactive					
10/25 TB	Inactive					
11/8 @NE	0	0	0.0	0	0	0
11/15 NO	0	0	0.0	0	0	0
11/22 @CAR	0	0	0.0	0	0	0
11/29 NYG	0	0	0.0	0	0	0
12/7 DAL	1	8	8.0	0	8	0
12/13 @CHI	0	0	0.0	0	0	0
12/20 BUF	0	0	0.0	0	0	0
12/26 @PHI	0	0	0.0	0	0	0
1/3 @DAL	0	0	0.0	0	0	0
TOTALS	1	8	8.0	0	8	0

12 Andre Roberts

	NO.	YDS	AVG.	FC	LG	TD
9/13 MIA	0	0	0.0	0	0	0
9/20 STL	0	0	0.0	0	0	0
9/24 @NYG	0	0	0.0	0	0	0
10/4 PHI	Inactive					
10/11 @ATL	0	0	0.0	0	0	0
10/18 @NYJ	0	0	0.0	0	0	0
10/25 TB	0	0	0.0	0	0	0
11/8 @NE	2	30	15.0	0	26	0
11/15 NO	Inactive					
11/22 @CAR	4	177	44.3	0	99t	1
11/29 NYG	1	24	24.0	0	24	0
12/7 DAL	Inactive					
12/13 @CHI	Inactive					
12/20 BUF	Inactive					
12/26 @PHI	Injured Reserve					
1/3 @DAL	0	0	0.0	0	0	0
TOTALS	7	231	33.0	0	99t	1

19 Rashad Ross

	NO.	YDS	AVG.	FC	LG	TD
9/13 MIA	Practice Squad					
9/20 STL	1	23	23.0	0	23	0
9/24 @NYG	4	158	39.5	0	101t	1
10/4 PHI	1	22	22.0	0	22	0
10/11 @ATL	2	53	26.5	0	27	0
10/18 @NYJ	5	96	19.2	0	25	0
10/25 TB	2	48	24.0	0	30	0
11/8 @NE	Inactive					
11/15 NO	2	29	14.5	0	21	0
11/22 @CAR	Inactive					
11/29 NYG	1	25	25.0	0	25	0
12/7 DAL	4	117	29.3	0	41	0
12/13 @CHI	2	44	22.0	0	22	0
12/20 BUF	3	50	16.7	0	19	0
12/26 @PHI	1	19	19.0	0	19	0
1/3 @DAL	0	0	0.0	0	0	0
TOTALS	28	684	24.4	0	101t	1

25 Chris Thompson

	NO.	YDS	AVG.	FC	LG	TD
9/13 MIA	1	36	36.0	0	36	0
9/20 STL	0	0	0.0	0	0	0
9/24 @NYG	0	0	0.0	0	0	0
10/4 PHI	0	0	0.0	0	0	0
10/11 @ATL	0	0	0.0	0	0	0
10/18 @NYJ	0	0	0.0	0	0	0
10/25 TB	0	0	0.0	0	0	0
11/8 @NE	1	18	18.0	0	18	0
11/15 NO	0	0	0.0	0	0	0
11/22 @CAR	0	0	0.0	0	0	0
11/29 NYG	1	9	9.0	0	9	0
12/7 DAL	0	0	0.0	0	0	0
12/13 @CHI	Inactive					
12/20 BUF	Inactive					
12/26 @PHI	0	0	0.0	0	0	0
1/3 @DAL	0	0	0.0	0	0	0
TOTALS	3	63	21.0	0	36	0

2015 WASHINGTON REDSKINS STATISTICS

PUNT RETURNS

80 Jamison Crowder

11 DeSean Jackson

	NO.	YDS	AVG.	FC	LG	TD		NO.	YDS	AVG.	FC	LG	TD
9/13 MIA	2	23	11.5	1	13	0	9/13 MIA	0	0	0.0	0	0	0
9/20 STL	5	12	2.4	2	10	0	9/20 STL	Inactive					
9/24 @NYG	1	10	10.0	2	10	0	9/24 @NYG	Inactive					
10/4 PHI	2	2	1.0	2	8	0	10/4 PHI	Inactive					
10/11 @ATL	1	10	10.0	0	10	0	10/11 @ATL	Inactive					
10/18 @NYJ	0	0	-	1	-	0	10/18 @NYJ	Inactive					
10/25 TB	1	4	4.0	0	4	0	10/25 TB	Inactive					
11/8 @NE	1	9	9.0	0	9	0	11/8 @NE	0	0	0.0	0	0	0
11/15 NO	4	26	6.5	0	11	0	11/15 NO	0	0	0.0	0	0	0
11/22 @CAR	2	3	1.5	0	2	0	11/22 @CAR	0	0	0.0	0	0	0
11/29 NYG	2	24	12.0	0	16	0	11/29 NYG	1	2	2.0	0	2	0
12/7 DAL	1	7	7.0	1	7	0	12/7 DAL	1	-7	-7.0	1	-7	0
12/13 @CHI	2	7	3.5	1	6	0	12/13 @CHI	0	0	0.0	0	0	0
12/20 BUF	2	5	2.5	1	5	0	12/20 BUF	0	0	0.0	0	0	0
12/26 @PHI	2	10	5.0	3	5	0	12/26 @PHI	0	0	0.0	0	0	0
1/3 @DAL	2	6	3.0	1	4	0	1/3 @DAL	Did Not Play					
TOTALS	30	158	5.3	15	16	0	TOTALS	2	-5	-2.5	1	2	0

2015 WASHINGTON REDSKINS STATISTICS

KICKING

2 Kai Forbath

	Under 20		20-29 Yds		30-39 Yds		40-49 Yds		50+ Yds		Total		OPPONENT KICKOFF RETURNS						
	XP	- XPA	FG	- FGA	FG	- FGA	FG	- FGA	FG	- FGA	FG	- FGA	NO.	YDS	AVG.	TB	TD		
9/13 MIA	1	- 1	0	- 0	0	- 0	0	- 0	1	- 2	0	- 0	1	- 2	2	54	27.0	1	0
9/20 STL	Not With Team																		
9/24 @NYG	Not With Team																		
10/4 PHI	Not With Team																		
10/11 @ATL	Not With Team																		
10/18 @NYJ	Not With Team																		
10/25 TB	Not With Team																		
11/8 @NE	Not With Team																		
11/15 NO	Not With Team																		
11/22 @CAR	Not With Team																		
11/29 NYG	Not With Team																		
12/7 DAL	Not With Team																		
12/13 @CHI	Not With Team																		
12/20 BUF	Not With Team																		
12/26 @PHI	Not With Team																		
1/3 @DAL	Not With Team																		
TOTALS	1	- 1	0	- 0	0	- 0	0	- 0	1	- 2	0	- 0	1	- 2	2	54	27.0	1	0
	100.0%		0.0%		0.0%		0.0%		50.0%		0.0%		50.0%						

3 Dustin Hopkins

	Under 20		20-29 Yds		30-39 Yds		40-49 Yds		50+ Yds		Total		OPPONENT KICKOFF RETURNS						
	XP	- XPA	FG	- FGA	FG	- FGA	FG	- FGA	FG	- FGA	FG	- FGA	NO.	YDS	AVG.	TB	TD		
9/13 MIA	Not With Team																		
9/20 STL	3	- 3	0	- 0	0	- 0	0	- 0	1	- 1	0	- 0	1	- 1	1	28	28.0	4	0
9/24 @NYG	1	- 1	0	- 0	0	- 0	1	- 1	1	- 1	0	- 0	2	- 2	1	4	4.0	3	0
10/4 PHI	2	- 2	0	- 0	1	- 1	2	- 2	0	- 0	0	- 0	3	- 3	0	0	0.0	6	0
10/11 @ATL	1	- 1	0	- 0	1	- 1	0	- 0	0	- 0	1	- 2	2	- 3	0	0	0.0	4	0
10/18 @NYJ	2	- 2	0	- 0	0	- 0	1	- 1	0	- 0	1	- 1	2	- 2	3	47	15.7	1	0
10/25 TB	4	- 4	0	- 0	0	- 0	1	- 1	0	- 0	0	- 0	1	- 1	1	15	15.0	4	0
11/8 @NE	1	- 1	0	- 0	1	- 1	0	- 0	0	- 0	0	- 0	1	- 1	2	18	9.0	1	0
11/15 NO	5	- 5	0	- 0	2	- 2	1	- 1	1	- 1	0	- 0	4	- 4	3	59	19.7	6	0
11/22 @CAR	2	- 2	0	- 0	0	- 0	0	- 0	0	- 0	0	- 0	0	- 0	2	31	15.5	1	0
11/29 NYG	2	- 2	0	- 0	0	- 0	1	- 1	1	- 1	0	- 1	2	- 3	1	19	19.0	4	0
12/7 DAL	1	- 1	0	- 0	0	- 0	1	- 1	2	- 3	0	- 0	3	- 4	2	70	35.0	2	0
12/13 @CHI	3	- 3	0	- 0	0	- 0	0	- 0	1	- 1	0	- 0	1	- 1	2	38	19.0	3	0
12/20 BUF	5	- 5	0	- 0	0	- 0	0	- 0	0	- 0	0	- 0	0	- 0	3	51	17.0	3	0
12/26 @PHI	3	- 4	0	- 0	1	- 1	0	- 0	0	- 0	0	- 0	1	- 1	2	65	32.5	5	0
1/3 @DAL	4	- 4	0	- 0	1	- 1	1	- 1	0	- 0	0	- 0	2	- 2	3	70	23.3	5	0
TOTALS	39	- 40	0	- 0	7	- 7	9	- 9	7	- 8	2	- 4	25	- 28	26	515	19.8	52	0
	97.5%		0.0%		100.0%		100.0%		87.5%		50.0%		89.3%						

5 Tress Way

	Under 20		20-29 Yds		30-39 Yds		40-49 Yds		50+ Yds		Total		OPPONENT KICKOFF RETURNS				
	XP	- XPA	FG	- FGA	FG	- FGA	FG	- FGA	FG	- FGA	FG	- FGA	NO.	YDS	AVG.	TB	TD
9/13 MIA	0	- 0	0	- 0	0	- 0	0	- 0	0	- 0	0	- 0	0	0	0.0	0	0
9/20 STL	0	- 0	0	- 0	0	- 0	0	- 0	0	- 0	0	- 0	0	0	0.0	0	0
9/24 @NYG	0	- 0	0	- 0	0	- 0	0	- 0	0	- 0	0	- 0	1	13	13.0	0	0
10/4 PHI	0	- 0	0	- 0	0	- 0	0	- 0	0	- 0	0	- 0	0	0	0.0	0	0
10/11 @ATL	0	- 0	0	- 0	0	- 0	0	- 0	0	- 0	0	- 0	0	0	0.0	0	0
10/18 @NYJ	0	- 0	0	- 0	0	- 0	0	- 0	0	- 0	0	- 0	0	0	0.0	0	0
10/25 TB	0	- 0	0	- 0	0	- 0	0	- 0	0	- 0	0	- 0	0	0	0.0	0	0
11/8 @NE	0	- 0	0	- 0	0	- 0	0	- 0	0	- 0	0	- 0	0	0	0.0	0	0
11/15 NO	0	- 0	0	- 0	0	- 0	0	- 0	0	- 0	0	- 0	0	0	0.0	0	0
11/22 @CAR	0	- 0	0	- 0	0	- 0	0	- 0	0	- 0	0	- 0	0	0	0.0	0	0
11/29 NYG	0	- 0	0	- 0	0	- 0	0	- 0	0	- 0	0	- 0	0	0	0.0	0	0
12/7 DAL	0	- 0	0	- 0	0	- 0	0	- 0	0	- 0	0	- 0	0	0	0.0	0	0
12/13 @CHI	0	- 0	0	- 0	0	- 0	0	- 0	0	- 0	0	- 0	0	0	0.0	0	0
12/20 BUF	0	- 0	0	- 0	0	- 0	0	- 0	0	- 0	0	- 0	0	0	0.0	0	0
12/26 @PHI	0	- 0	0	- 0	0	- 0	0	- 0	0	- 0	0	- 0	0	0	0.0	0	0
1/3 @DAL	0	- 0	0	- 0	0	- 0	0	- 0	0	- 0	0	- 0	0	0	0.0	0	0
TOTALS	0	- 0	0	- 0	0	- 0	0	- 0	0	- 0	0	- 0	1	13	13.0	0	0
	0.0%		0.0%		0.0%		0.0%		0.0%		0.0%		0.0%				

2015 WASHINGTON REDSKINS STATISTICS

PUNTING

5 Tress Way

	NO.*	YDS	LG	GROSS AVG.	NET AVG.	TB	INSIDE 20	BLK	OPPONENT PUNT RETURNS				
									NO.	YDS	AVG.	FC	TD
9/13 MIA	3	124	54	41.3	10.0	1	1	0	2	74	37.0	0	1
9/20 STL	6	244	56	40.7	37.3	1	1	0	0	0	0.0	0	0
9/24 @NYG	1	36	36	36.0	18.0	0	0	1	1	0	0.0	0	0
10/4 PHI	5	221	63	44.2	31.2	1	0	0	1	45	45.0	2	0
10/11 @ATL	4	201	57	50.3	46.8	0	2	0	2	14	7.0	1	0
10/18 @NYJ	6	288	53	48.0	42.3	0	1	0	3	34	11.3	2	0
10/25 TB	4	189	52	47.3	42.8	0	1	0	3	18	6.0	0	0
11/8 @NE	4	188	55	47.0	47.5	0	1	0	2	-2	-1.0	0	0
11/15 NO	2	87	56	43.5	38.5	0	1	0	1	10	10.0	1	0
11/22 @CAR	5	266	57	53.2	53.0	0	3	0	1	1	1.0	2	0
11/29 NYG	6	268	60	44.7	42.3	0	3	0	4	14	3.5	1	0
12/7 DAL	6	253	53	42.2	33.7	1	1	0	3	31	10.3	0	0
12/13 @CHI	4	172	64	43.0	34.0	1	1	0	1	16	16.0	1	0
12/20 BUF	3	140	57	46.7	40.0	1	1	0	1	0	0.0	1	0
12/26 @PHI	7	347	57	49.6	47.1	1	1	0	3	-3	-1.0	0	0
1/3 @DAL	4	200	58	50.0	48.5	0	3	0	2	6	3.0	2	0
TOTALS	70	3224	64	46.1	39.8	7	21	1	30	258	8.6	13	1

*Note: Blocked punts are credited as a "team punt" rather than an individual punt

2015 WASHINGTON REDSKINS STATISTICS

TAKEAWAYS

REDSKINS

	TAKEAWAY	FORCED BY	REC'D BY/INTERCEPTOR	DOWN-DIST-YD LINE-QT	RT YDS	PTS OFF
9/13 MIA	Fumble	Preston Smith	Preston Smith	3-4-WAS 22-3	0	0
9/20 STL			None			
9/24 @NYG			None			
10/4 PHI	Fumble	Aborted (Ryan Mathews)	Keenan Robinson	1-10-WAS 30-2	0	0
10/4 PHI	Fumble	Aborted (Nelson Agholor)	Trent Murphy	4-16-PHI 14-4	0	0
10/11 @ATL	Interception		Trenton Robinson	2-10-WAS 40-1	8	0
10/11 @ATL	Fumble	Chris Baker	Will Compton	3-3-WAS 16-2	0	0
10/11 @ATL	Interception		Bashaud Breeland	1-10-ATL 35-4	28	3
10/18 @NYJ	Fumble	Kyshoen Jarrett (Eric Decker)	Bashaud Breeland	1-10-NYJ 25-1	-1	7
10/18 @NYJ	Fumble	Bashaud Breeland (Brandon Marshall)	Bashaud Breeland	1-10-NYJ 42-2	0	3
10/18 @NYJ	Interception		Bashaud Breeland	3-3-WAS 44-2	28	3
10/25 TB	Fumble	(Charles Sims)	Chris Baker	2-4-TB 42-4	0	0
11/8 @NE	Fumble	Will Blackmon (Julian Edelman)	Will Blackmon	3-6-WAS 37-1	0	0
11/8 @NE	Interception	(Tom Brady)	Keenan Robinson	3-8-WAS 16-1	44	0
11/15 NO	Interception	(Drew Brees)	Dashon Goldson	3-9-NO 23-4	35t	7
11/15 NO	Interception	(Drew Brees)	Perry Riley, Jr.	1-10-WAS 33-4	0	3
11/22 @CAR			None			
11/29 NYG	Interception	(Eli Manning)	Perry Riley, Jr.	3-11-NYG 48-1	7	0
11/29 NYG	Interception	(Eli Manning)	Will Blackmon	3-9-NYG 7-1	6	0
11/29 NYG	Interception	(Eli Manning)	Quinton Dunbar	3-4-WAS 4-3	0	0
12/7 DAL	Fumble	Dashon Goldson (Darren McFadden)	Dashon Goldson	2-10-DAL 34-1	0	0
12/7 DAL	Fumble	Jason Hatcher (Darren McFadden)	Mason Foster	1-10-DAL 34-3	0	3
12/7 DAL	Fumble	Mason Foster (Devin Street)	Will Blackmon	1-10-DAL 43-4	0	0
12/13 @CHI	Fumble	Trent Murphy (Jay Cutler)	Trent Murphy	1-10-WAS 39-2	0	0
12/20 BUF			None			
12/26 @PHI	Fumble	Bashaud Breeland (Zach Ertz)	Dashon Goldson	1-10-PHI 38-2	14	3
12/26 @PHI	Fumble	Aborted (Sam Bradford)	DeAngelo Hall	3-2-PHI 29-3	17t	7
1/3 @DAL	Interception	(Kellen Moore)	Will Compton	3-14-DAL 46-1	24	7
1/3 @DAL	Fumble	Aborted (Kellen Moore)	Chris Baker	1-10-DAL 34-1	0	7
1/3 @DAL	Interception	(Kellen Moore)	Will Blackmon	2-2-WAS 2	1	0
1/3 @DAL	Fumble	Will Blackmon (Darren McFadden)	Ball Out of Bounds in End Zone	3-10-WAS 23	0	0

OPPONENTS

	TAKEAWAY	FORCED BY (REDSKIN)	REC'D BY/INTERCEPTOR	DOWN-DIST-YD LINE-QT	RT YDS	PTS OFF
9/13 MIA	Interception	(Kirk Cousins)	Brent Grimes	3-18-WAS 12-2	2	0
9/13 MIA	Interception	(Kirk Cousins)	Brice McCain	3-13 MIA 29-4	0	0
9/20 STL	Fumble	Robert Quinn (Matt Jones)	Robert Quinn	2-7 WAS 41-3	0	7
9/24 @NYG	Interception	(Kirk Cousins)	Prince Amukamara	2-7 WAS 9-1	6	7
9/24 @NYG	Interception	(Kirk Cousins)	Uani' Unga	1-10 NYG 34-3	0	7
9/24 @NYG	Fumble	Trevin Wade (Matt Jones)	Out of End Zone	4-1 NYG 7-4	0	0
10/4 PHI	Fumble	Brandon Graham (Jordan Reed)	Jordan Hicks	2-10-PHI 49-3	0	7
10/11 @ATL	Interception	(Kirk Cousins)	Robert Alford	3-10-WAS 37-2	17	0
10/11 @ATL	Interception	(Kirk Cousins)	Robert Alford	2-8-50-5	59t	6
10/18 @NYJ	Interception	(Kirk Cousins)	Darrelle Revis	2-8-WAS 23-3	6	7
10/18 @NYJ	Interception	(Kirk Cousins)	Marcus Gilchrist	3-10-WAS 30-3	0	7
10/25 TB	Fumble	Jacques Smith (Kirk Cousins)	Howard Jones	3-7-TB 45-2	43t	7
11/8 @NE	Interception	(Kirk Cousins)	Logan Ryan	1-10-WAS 26-1	13	7
11/8 @NE	Fumble	Alan Branch (Matt Jones)	Rob Ninkovich	3-2-NE 42-3	0	3
11/15 NO			None			
11/22 @CAR	Interception	(Kirk Cousins)	Kurt Coleman	3-5-WAS 41-1	28	7
11/22 @CAR	Fumble	Luke Kuechly (Matt Jones)	Thomas Davis	2-10-WAS 20-2	0	7
11/22 @CAR	Fumble	Kony Ealy (Kirk Cousins)	Kony Ealy	2-16-CAR 32-2	0	3
11/22 @CAR	Fumble	Bené Benwikere (Kirk Cousins)	Bené Benwikere	1-10-WAS 20-3	0	7
11/22 @CAR	Fumble	Josh Norman (Jordan Reed)	Luke Kuechly	1-10-WAS 45-3	0	3
11/29 NYG			None			
12/7 DAL	Fumble	Jeff Heath (DeSean Jackson)	Chris Jones	4-10-DAL 43-4	0	7
12/13 @CHI	Interception	(Kirk Cousins)	Kyle Fuller	2-8-WAS 11-3	9	7
12/20 BUF	Fumble	(Jamison Crowder)	Corey Graham	4-15-BUF 4-2	5	0
12/26 @PHI			None			
1/3 @DAL			None			

2015 WASHINGTON REDSKINS STATISTICS

SCORING DRIVES

REDSKINS

	OBTAINED	SCORING PLAY	PLAYS	YDS	DRIVE TIME	WAS-OPP	QT	REMAINING
9/13 MIA	Kickoff	K. Forbath 45 yd. Field Goal	12	53	7:21	3-0	1	7:39
9/13 MIA	Downs	J. Reed 3 yd. pass from K. Cousins (K. Forbath kick)	17	88	8:49	10-0	2	1:49
9/20 STL	Punt	M. Jones 39 yd. run (D. Hopkins kick)	3	72	1:18	7-0	1	7:05
9/20 STL	Punt	D. Hopkins 46 yd. Field Goal	8	38	4:27	10-0	1	0:53
9/20 STL	Punt	P. Garçon 4 yd. pass from K. Cousins (D. Hopkins kick)	12	82	7:44	17-0	2	3:02
9/20 STL	Punt	M. Jones 3 yd. run (D. Hopkins kick)	12	77	6:49	24-10	4	2:38
9/24 @NYG	Kickoff	D. Hopkins 44 yd. Field Goal	10	54	4:08	3-12	2	11:31
9/24 @NYG	Kickoff	D. Hopkins 37 yd. Field Goal	13	61	5:49	6-15	2	1:43
9/24 @NYG	Punt	C. Thompson 4 yd. pass from K. Cousins (K. Cousins-J. Crowder pass)	12	74	3:44	14-25	4	3:40
10/4 PHI	Kickoff	D. Hopkins 20 yd. Field Goal	13	78	7:38	3-0	1	7:22
10/4 PHI	Punt	D. Hopkins 38 yd. Field Goal	10	39	5:11	6-0	1	0:51
10/4 PHI	Punt	K. Cousins 1 yd. run (D. Hopkins kick)	10	68	5:35	13-0	2	5:18
10/4 PHI	Kickoff	D. Hopkins 33 yd. Field Goal	9	65	4:28	16-13	3	3:49
10/4 PHI	Punt	P. Garçon 4 yd. pass from K. Cousins (D. Hopkins kick)	15	90	5:39	23-20	4	0:26
10/11 @ATL	Punt	D. Carrier 7 yd. pass from K. Cousins (D. Hopkins kick)	12	67	6:47	7-0	2	12:12
10/11 @ATL	Kickoff	M. Jones 2 yd. run (pass failed)	3	80	1:15	13-12	4	7:59
10/11 @ATL	Interception	D. Hopkins 28 yd. Field Goal	6	11	3:06	16-12	4	2:38
10/11 @ATL	Kickoff	D. Hopkins 52 yd. Field Goal	4	46	0:24	19-19	4	0:00
10/18 @NYJ	Fumble	P. Garçon 2 yd. pass from K. Cousins (D. Hopkins kick)	7	37	3:45	7-0	1	9:29
10/18 @NYJ	Fumble	D. Hopkins 54 yd. Field Goal	7	19	2:45	10-10	2	2:17
10/18 @NYJ	Interception	D. Hopkins 30 yd. Field Goal	6	40	0:34	13-10	2	0:02
10/25 TB	Kickoff	K. Cousins 8 yd. run (D. Hopkins kick)	7	74	3:53	7-24	2	4:26
10/25 TB	Punt	R. Grant 3 yd. pass from K. Cousins (D. Hopkins kick)	4	60	1:44	14-24	3	11:10
10/25 TB	Onside kick	J. Reed 3 yd. pass from K. Cousins (D. Hopkins kick)	7	51	4:14	21-24	3	6:56
10/25 TB	Kickoff	D. Hopkins 35 yd. Field Goal	11	63	6:22	24-27	4	7:29
10/25 TB	Kickoff	J. Reed 6 yd. pass from K. Cousins (D. Hopkins kick)	11	80	2:00	31-30	4	0:24
11/8 @NE	Kickoff	D. Hopkins 23 yd. Field Goal	16	75	7:43	3-17	2	0:13
11/8 @NE	Punt	J. Reed 3 yd. pass from K. Cousins (D. Hopkins kick)	12	80	3:26	10-27	4	0:25
11/15 NO	Kickoff	J. Reed 16 yd. pass from K. Cousins (D. Hopkins kick)	10	96	6:46	7-0	1	8:14
11/15 NO	Kickoff	J. Crowder 11 yd. pass from K. Cousins (D. Hopkins kick)	8	80	4:54	14-7	1	0:58
11/15 NO	Kickoff	M. Jones 78 yd. pass from K. Cousins (D. Hopkins kick)	2	80	0:52	21-14	2	9:52
11/15 NO	Punt	D. Hopkins 35 yd. Field Goal	7	67	3:54	24-14	2	3:18
11/15 NO	Punt	D. Hopkins 23 yd. Field Goal	8	64	1:42	27-14	2	0:00
11/15 NO	Downs	D. Hopkins 40 yd. Field Goal	8	47	4:15	30-14	3	4:38
11/15 NO	Punt	J. Reed 8 yd. pass from K. Cousins (D. Hopkins kick)	6	44	3:10	37-14	3	0:11
11/15 NO	Downs	D. Hopkins 22 yd. Field Goal	6	18	9:33	47-14	4	9:33
11/22 @CAR	Kickoff	D. Jackson 56 yd. pass from K. Cousins (D. Hopkins kick)	3	71	1:30	7-7	1	8:26
11/29 NYG	Punt	D. Hopkins 41 yd. Field Goal	12	56	7:01	7-0	2	12:23
11/29 NYG	Punt	D. Jackson 63 yd. pass from K. Cousins (D. Hopkins kick)	1	63	0:11	10-0	2	10:18
11/29 NYG	Punt	K. Cousins 1 yd. run (D. Hopkins kick)	9	80	3:55	17-0	2	1:45
11/29 NYG	Punt	D. Hopkins 33 yd. Field Goal	9	35	4:58	20-0	4	11:36
12/7 DAL	Kickoff	D. Hopkins 45 yd. Field Goal	14	58	6:31	3-3	2	0:00
12/7 DAL	Fumble	D. Hopkins 36 yd. Field Goal	6	23	3:07	6-3	3	10:33
12/7 DAL	Kickoff	D. Hopkins 46 yd. Field Goal	8	50	4:19	9-6	4	14:15
12/7 DAL	Kickoff	D. Jackson 28 yd. pass from K. Cousins (D. Hopkins kick)	4	43	0:30	16-16	4	0:44
12/13 @CHI	Kickoff	A. Morris 1 yd. run (D. Hopkins kick)	15	80	8:30	7-0	1	6:30
12/13 @CHI	Punt	K. Cousins 3 yd. run (D. Hopkins kick)	8	93	3:18	14-0	2	14:19
12/13 @CHI	Punt	J. Reed 5 yd. pass from K. Cousins (D. Hopkins kick)	10	62	5:35	21-7	3	8:00
12/13 @CHI	Kickoff	D. Hopkins 47 yd. Field Goal	7	51	2:17	24-21	4	14:07
12/20 BUF	Kickoff	J. Reed 3 yd. pass from K. Cousins (D. Hopkins kick)	10	84	5:38	7-0	1	9:22
12/20 BUF	Punt	K. Cousins 13 yd. run (D. Hopkins kick)	11	66	5:00	14-0	2	12:46
12/20 BUF	Punt	J. Reed 18 yd. pass from K. Cousins (D. Hopkins kick)	5	56	1:46	21-0	2	8:47
12/20 BUF	Kickoff	D. Jackson 77 yd. pass from K. Cousins (D. Hopkins kick)	1	77	0:20	28-3	3	8:39
12/20 BUF	Kickoff	P. Garçon 5 yd. pass from K. Cousins (D. Hopkins kick)	13	80	7:32	35-17	4	11:16
12/26 @PHI	Punt	J. Reed 22 yd. pass from K. Cousins (kick failed, wl)	5	69	2:45	7-6	1	5:50
12/26 @PHI	Punt	J. Reed 12 yd. pass from K. Cousins (D. Hopkins kick)	7	61	3:40	13-7	1	1:00
12/26 @PHI	Fumble	D. Hopkins 28 yd. Field Goal	8	25	2:18	16-10	2	1:43
12/26 @PHI	Punt	C. Thompson 12 yd. pass from K. Cousins (D. Hopkins kick)	11	54	4:05	23-10	3	6:58
12/26 @PHI	Punt	P. Garçon 13 yd. pass from K. Cousins (K. Cousins-J. Crowder)	13	82	7:44	38-17	4	8:55
1/3 @DAL	Punt	R. Grant 5 yd. pass from K. Cousins (D. Hopkins kick)	2	49	0:44	7-0	1	9:07
1/3 @DAL	Interception	P. Garçon 39 yd. pass from K. Cousins (D. Hopkins kick)	3	43	1:32	14-0	1	4:20
1/3 @DAL	Fumble	J. Crowder 3 yd. pass from K. Cousins (D. Hopkins kick)	8	30	3:16	21-0	1	0:19
1/3 @DAL	Punt	D. Hopkins 27 yd. Field Goal	8	68	4:18	24-0	2	8:16
1/3 @DAL	Punt	D. Hopkins 33 yd. Field Goal	14	74	8:21	27-14	3	2:57
1/3 @DAL	Punt	R. Ross 71 yd. pass from C. McCoy (D. Hopkins kick)	3	72	1:32	34-14	4	14:51

Returns of any kind for touchdowns are not included on this chart; they do not count as drives.

2015 WASHINGTON REDSKINS STATISTICS

SCORING DRIVES

OPPONENTS

	OBTAINED	SCORING PLAY	PLAYS	YDS	DRIVE TIME	WAS-OPP	QT	REMAINING
9/13 MIA	Kickoff	R. Matthews 3 yd. pass from R. Tannehill (A. Franks kick)	9	80	1:22	10-7	2	0:27
9/13 MIA	Punt	A. Franks 22 yd. Field Goal	10	76	5:13	10-10	4	11:34
9/20 STL	Punt	G. Zuerlein 52 yd. Field Goal	6	34	3:15	17-3	3	9:33
9/20 STL	Fumble	K. Britt 40 yd. pass from N. Foles (G. Zuerlein kick)	2	49	0:54	17-10	3	7:01
9/24 @NYG	Interception	A. Williams 1 yd. run (J. Brown kick)	4	14	1:56	0-9	1	6:34
9/24 @NYG	Punt	J. Brown 35 yd. Field Goal	8	47	3:45	0-12	1	0:39
9/24 @NYG	Kickoff	J. Brown 36 yd. Field Goal	9	47	3:59	3-15	2	7:32
9/24 @NYG	Kickoff	J. Brown 48 yd. Field Goal	15	50	7:31	6-18	3	7:29
9/24 @NYG	Interception	O. Beckham Jr. 30 yd. pass from E. Manning (J. Brown kick)	8	73	5:06	6-25	4	13:39
9/24 @NYG	Kickoff	R. Randle 41 yd. pass from E. Manning (J. Brown kick)	3	41	0:19	14-32	4	3:21
10/4 PHI	Kickoff	R. Cooper 62 yd. pass from S. Bradford (kick failed, wr)	8	80	3:06	13-6	3	11:54
10/4 PHI	Punt	B. Celek 10 yd. pass from S. Bradford (C. Sturgis kick)	5	56	1:33	13-13	3	8:17
10/4 PHI	Fumble	M. Austin 39 yd. pass from S. Bradford (C. Sturgis kick)	15	90	5:39	16-20	4	14:40
10/11 @ATL	Kickoff	M. Bryant 42 yd. Field Goal	12	56	5:05	7-3	2	7:07
10/11 @ATL	Missed FG	M. Bryant 28 yd. Field Goal	11	47	4:47	7-6	3	1:54
10/11 @ATL	Punt	J. Jones fumble recovery in end zone (pass failed)	11	91	6:32	7-12	4	9:14
10/11 @ATL	Kickoff	D. Freeman 6 yd. run (M. Bryant kick)	10	80	2:14	16-19	4	0:24
10/18 @NYJ	Kickoff	C. Ivory 1 yd. run (N. Folk kick)	11	83	6:01	7-7	1	3:28
10/18 @NYJ	Punt	N. Folk 35 yd. Field Goal	8	74	3:55	7-10	2	11:35
10/18 @NYJ	Kickoff	N. Folk 39 yd. Field Goal	7	47	4:00	13-13	3	11:00
10/18 @NYJ	Interception	R. Fitzpatrick 18 yd. run (N. Folk kick)	1	18	0:08	13-20	3	10:02
10/18 @NYJ	Punt	B. Marshall 35 yd. pass from R. Fitzpatrick (N. Folk kick)	6	76	2:56	13-27	3	5:53
10/18 @NYJ	Interception	E. Decker 2 yd. pass from R. Fitzpatrick (N. Folk kick)	9	73	3:59	13-34	4	14:18
10/25 TB	Punt	M. Evans 40 yd. pass from J. Winston (C. Barth kick)	3	64	1:19	0-7	1	11:55
10/25 TB	Punt	C. Barth 22 yd. Field Goal	8	71	4:26	0-10	1	5:06
10/25 TB	Punt	D. Dye 7 yd. pass from J. Winston (C. Barth kick)	14	72	7:00	0-17	2	11:41
10/25 TB	Kickoff	C. Barth 45 yd. Field Goal	12	53	8:05	21-27	4	13:51
10/25 TB	Kickoff	C. Barth 21 yd. Field Goal	11	91	5:05	24-30	4	2:24
11/08 @NE	Kickoff	J. Edelman 8 yd. pass from T. Brady (S. Gostkowski kick)	13	84	5:59	0-7	1	9:01
11/08 @NE	Interception	L. Blount 5 yd. run (S. Gostkowski kick)	6	28	1:59	0-14	1	4:30
11/08 @NE	Downs	S. Gostkowski 21 yd. Field Goal	10	61	5:03	0-17	2	5:03
11/08 @NE	Fumble	S. Gostkowski 21 yd. Field Goal	9	54	4:38	3-20	3	7:32
11/08 @NE	Punt	B. Bolden 18 yd. pass from T. Brady (S. Gostkowski kick)	14	88	7:42	3-27	4	11:28
11/15 NO	Kickoff	B. Cooks 4 yd. pass from D. Brees (K. Forbath kick)	5	73	2:22	7-7	1	5:52
11/15 NO	Kickoff	B. Cooks 60 yd. pass from D. Brees (K. Forbath kick)	3	83	1:23	14-14	2	10:44
11/22 @CAR	Interception	J. Stewart 12 yd. pass from C. Newton (G. Gano kick)	3	31	1:18	0-7	1	9:56
11/22 @CAR	Kickoff	M. Tolbert 3 yd. pass from C. Newton (G. Gano kick)	13	78	7:45	7-14	1	0:41
11/22 @CAR	Punt	T. Ginn 2 yd. pass from C. Newton (G. Gano kick)	8	92	3:57	14-21	2	8:21
11/22 @CAR	Fumble	G. Olsen 5 yd. pass from C. Newton (G. Gano kick)	6	24	2:51	14-28	2	5:14
11/22 @CAR	Fumble	G. Gano 42 yd. Field Goal	8	38	1:54	14-31	2	0:00
11/22 @CAR	Fumble	D. Funchess 5 yd. pass from C. Newton (G. Gano kick)	3	11	0:59	14-38	3	13:52
11/22 @CAR	Punt	G. Gano 48 yd. Field Goal	10	48	4:43	14-41	3	4:04
11/22 @CAR	Fumble	G. Gano 25 yd. Field Goal	9	58	5:50	14-44	4	10:36
11/29 NYG	Kickoff	R. Randle 40 yd. pass from E. Manning (J. Brown kick)	6	80	1:26	7-20	4	10:10
11/29 NYG	Punt	O. Beckham Jr 21 yd. pass from E. Manning (J. Brown kick)	9	77	2:23	14-20	4	4:57
12/7 DAL	Punt	D. Bailey 38 yd. Field Goal	10	60	5:16	0-3	2	6:31
12/7 DAL	Kickoff	D. Bailey 34 yd. Field Goal	11	64	6:59	6-6	3	3:34
12/7 DAL	Missed FG	D. Bailey 20 yd. Field Goal	6	65	3:04	6-9	4	4:22
12/7 DAL	Fumble	D. McFadden 6 yd. run (D. Bailey kick)	2	15	0:12	9-16	4	1:14
12/7 DAL	Kickoff	D. Bailey 54 yd. Field Goal	5	20	0:35	16-19	4	0:09
12/13 @CHI	Punt	A. Jeffery 20 yd. pass from J. Cutler (R. Gould kick)	5	58	0:52	14-7	2	0:18
12/13 @CHI	Kickoff	Z. Miller 9 yd. pass from J. Cutler (R. Gould kick)	10	80	4:18	21-14	3	3:42
12/13 @CHI	Interception	M. Forte 7 yd. run (R. Gould kick)	3	21	1:18	21-21	3	1:24
12/20 BUF	Kickoff	D. Carpenter 32 yd. Field Goal	11	66	6:01	21-3	3	8:59
12/20 BUF	Kickoff	M. Gillislee 60 yd. run (D. Carpenter kick)	5	80	1:51	28-10	3	6:48
12/20 BUF	Punt	S. Watkins 48 yd. pass from T. Taylor (D. Carpenter kick)	2	85	0:34	35-17	3	3:48
12/20 BUF	Punt	S. Watkins 20 yd. pass from T. Taylor (T. Taylor run)	8	80	2:43	35-25	4	1:26
12/26 @PHI	Kickoff	R. Mathews 1 yd. run (C. Sturgis kick)	6	80	2:52	0-7	1	12:08
12/26 @PHI	Punt	C. Sturgis 34 yd. Field Goal	7	42	2:15	13-10	2	5:56
12/26 @PHI	Kickoff	D. Murray 4 yd. run (C. Sturgis kick)	6	52	2:11	23-17	3	4:47
12/26 @PHI	Kickoff	J. Matthews 8 yd. pass from S. Bradford (C. Sturgis kick)	13	80	4:21	38-24	4	4:34
1/3 @DAL	Kickoff	J. Witten 4 yd. pass from K. Moore (D. Bailey kick)	9	80	4:41	24-7	2	3:35
1/3 @DAL	Punt	C. Beasley 5 yd. pass from K. Moore (D. Bailey kick)	7	86	1:06	24-14	2	0:21
1/3 @DAL	Punt	C. Beasley 7 yd. pass from K. Moore (D. Bailey kick)	12	89	3:32	34-23	4	4:18

Returns of any kind for touchdowns are not included on this chart; they do not count as drives.

2015 WASHINGTON REDSKINS STATISTICS

DRIVE RESULTS

REDSKINS

	FIELD GOAL			PUNTS		LOST DRIVE					DRIVE ENDS		Pts.	Scoring %	1st Drive
	Total	TD	FG	Missed	Blk	No.	Blk	Downs	Fumble	Int.	Safety	Half/Game			
9/13 MIA	10	1	1	1	0	3	0	1	0	2	0	1/0	10	20.0%	Field Goal
9/20 STL	12	3	1	0	0	6	0	0	1	0	0	0/1	24	33.3%	Field Goal
9/24 @NYG	10	1	2	0	0	1	1	0	0	2	1	1/1	21	30.0%	Safety
10/4 PHI	11	2	3	0	0	5	0	0	1	0	0	0/0	23	45.5%	Field Goal
10/11 @ATL	11	2	2	1	0	4	0	0	0	2	0	0/0	19	36.4%	Punt
10/18 @NYJ	12	1	2	0	0	6	0	1	0	2	0	0/0	13	25.0%	Punt
10/25 TB	11	4	1	0	0	4	0	0	1	0	0	0/1	31	45.5%	Punt
11/8 @NE	9	1	1	0	0	4	0	1	1	1	0	0/0	10	22.2%	Interception
11/15 NO	10	4	4	0	0	2	0	0	0	0	0	0/0	47	80.0%	Touchdown
11/22 @CAR	12	2	0	0	0	5	0	0	4	1	0	0/1	14	16.7%	Interception
11/29 NYG	13	2	2	0	1	6	0	1	0	0	0	1/0	20	30.8%	Punt
12/7 DAL	11	1	3	1	0	6	0	0	0	0	0	0/0	16	36.4%	Punt
12/13 @CHI	11	3	1	0	0	4	0	0	0	1	0	1/1	24	36.4%	Touchdown
12/20 BUF	10	5	0	0	0	3	0	0	0	0	0	1/1	35	50.0%	Touchdown
12/26 @PHI	14	4	1	0	0	7	0	0	0	0	0	1/1	38	35.7%	Punt
1/3 @DAL	13	4	2	0	0	4	0	0	0	0	1	1/1	34	46.2%	Punt
TOTALS	180	40	26	3	1	70	1	4	8	11	2	4/5	379	36.7%	

OPPONENTS

	FIELD GOAL			PUNTS		LOST DRIVE					DRIVE ENDS		Pts.	Scoring %	1st Drive
	Total	TD	FG	Missed	Blk	No.	Blk	Downs	Fumble	Int.	Safety	Half/Game			
9/13 MIA	9	1	1	0	0	4	0	1	1	0	0	0/1	17	22.2%	Punt
9/20 STL	10	1	1	0	0	8	0	1	0	0	0	1/0	10	20.0%	Field Goal
9/24 @NYG	10	3	3	0	0	4	0	0	0	0	0	0/0	32	60.0%	Punt
10/4 PHI	12	3	0	1	0	6	0	0	2	0	0	0/0	20	25.0%	Punt
10/11 @ATL	10	2	2	2	0	1	0	0	1	2	0	0/0	25	40.0%	Interception
10/18 @NYJ	14	4	2	1	0	1	1	0	2	1	0	1/1	34	42.9%	Fumble
10/25 TB	9	2	3	0	0	2	0	0	1	0	0	1/0	30	55.6%	Touchdown
11/8 @NE	11	3	2	0	0	2	0	0	1	1	0	1/1	27	45.5%	Touchdown
11/15 NO	11	2	0	0	0	4	0	2	0	2	0	0/1	14	18.2%	Touchdown
11/22 @CAR	13	5	3	0	0	4	0	0	0	0	1	0/0	44	61.5%	Punt
11/29 NYG	13	2	0	0	0	7	0	0	0	3	0	0/1	14	15.4%	Interception
12/7 DAL	12	1	4	0	0	4	0	0	3	0	0	0/0	19	41.7%	Fumble
12/13 @CHI	10	3	0	1	0	5	0	0	1	0	0	0/0	21	30.0%	Punt
12/20 BUF	10	3	1	0	0	4	0	2	0	0	0	0/0	25	40.0%	Punt
12/26 @PHI	14	3	1	0	0	7	0	1	2	0	0	0/0	24	28.6%	Touchdown
1/3 @DAL	12	3	0	0	0	5	0	0	2	2	0	0/0	23	25.0%	Punt
TOTALS	180	41	23	5	0	68	1	7	16	11	1	4/5	379	35.6%	

Returns of any kind for touchdowns are not included on this chart; they do not count as drives.

2015 WASHINGTON REDSKINS STATISTICS

OPENING DRIVES

REDSKINS					OPPONENTS				
	PLAYS	YDS	TIME	RESULTS		PLAYS	YDS	TIME	RESULTS
9/13 MIA	12	53	7:21	Field Goal	9/13 MIA	3	9	1:50	Punt
9/20 STL	4	13	2:34	Punt	9/20 STL	4	21	2:52	Punt
9/24 @NYG	3	8	2:13	Safety	9/24 @NYG	6	18	3:44	Punt
10/4 PHI	13	78	7:38	Field Goal	10/4 PHI	3	-8	1:20	Punt
10/11 @ATL	3	8	2:15	Punt	10/11 @ATL	5	35	2:09	Interception
10/18 @NYJ	3	9	1:39	Punt	10/18 @NYJ	1	11	0:07	Fumble
10/25 TB	3	7	1:54	Punt	10/25 TB	3	64	1:19	Touchdown
11/8 @NE	1	0	0:09	Interception	11/8 @NE	13	84	5:59	Touchdown
11/15 NO	10	96	6:46	Touchdown	11/15 NO	5	83	2:22	Touchdown
11/22 @CAR	5	20	2:49	Interception	11/22 @CAR	3	0	0:57	Punt
11/29 NYG	3	7	1:13	Punt	11/29 NYG	9	28	3:09	Interception
12/7 DAL	3	-1	2:10	Punt	12/7 DAL	2	4	0:14	Fumble
12/13 @CHI	15	80	8:30	Touchdown	12/13 @CHI	5	8	3:53	Punt
12/20 BUF	10	84	5:38	Touchdown	12/20 BUF	10	36	6:36	Punt
12/26 @PHI	3	9	0:53	Punt	12/26 @PHI	6	80	2:52	Touchdown
1/3 @DAL	4	17	2:45	Punt	1/3 @DAL	3	7	1:28	Punt

IN THE RED ZONE

REDSKINS

	POSS	TD	FG	MISS/BLK FG	INT	FUM	DOWNES	HALF/GAME	AVG. POINTS
9/13 MIA	1	1	0	0/0	0	0	0	0/0	6.0
9/20 STL	1	1	0	0/0	0	0	0	0/0	6.0
9/24 @NYG	3	1	1	0/0	0	1	0	0/0	3.0
10/4 PHI	4	2	2	0/0	0	0	0	0/0	4.5
10/11 @ATL	3	2	1	0/0	0	0	0	0/0	5.0
10/18 @NYJ	3	1	1	0/0	0	0	1	0/0	3.0
10/25 TB	5	4	1	0/0	0	0	0	0/0	5.4
11/8 @NE	2	1	1	0/0	0	0	0	0/0	4.5
11/15 NO	6	3	3	0/0	0	0	0	0/0	4.5
11/22 @CAR	0	0	0	0/0	0	0	0	0/0	0.0
11/29 NYG	2	1	1	0/0	0	0	0	0/0	4.5
12/7 DAL	1	0	1	0/0	0	0	0	0/0	3.0
12/13 @CHI	3	3	0	0/0	0	0	0	0/0	6.0
12/20 BUF	4	4	0	0/0	0	0	0	0/0	6.0
12/26 @PHI	5	3	1	0/0	0	0	0	1/0	4.2
1/3 @DAL	5	2	2	0/0	0	0	0	0/1	3.6
TOTALS	48	29	15	0/0	0	1	1	1/1	4.6

OPPONENTS

	POSS	TD	FG	MISS/BLK FG	INT	FUM	DOWNES	HALF/GAME	AVG. POINTS
9/13 MIA	2	1	0	0/0	0	0	1	0/0	3.0
9/20 STL	0	0	0	0/0	0	0	0	0/0	0.0
9/24 @NYG	3	1	2	0/0	0	0	0	0/0	4.0
10/4 PHI	2	1	0	0/0	0	0	0	0/0	3.0
10/11 @ATL	4	2	1	0/0	0	1	0	0/0	3.8
10/18 @NYJ	4	3	1	0/0	0	0	0	0/0	5.3
10/25 TB	3	1	2	0/0	0	0	0	0/0	4.0
11/8 @NE	6	3	2	0/0	1	0	0	0/0	4.0
11/15 NO	1	1	0	0/0	0	0	0	0/0	6.0
11/22 @CAR	6	5	1	0/0	0	0	0	0/0	5.5
11/29 NYG	1	0	0	0/0	1	0	0	0/0	0.0
12/7 DAL	4	1	3	0/0	0	0	0	0/0	3.8
12/13 @CHI	2	2	0	0/0	0	0	0	0/0	6.0
12/20 BUF	2	0	1	0/0	0	0	0	0/0	1.5
12/26 @PHI	4	3	1	0/0	0	0	0	0/0	5.3
1/3 @DAL	4	3	0	0/0	1	0	0	0/0	4.5
TOTALS	48	27	14	0/0	3	1	1	0/0	3.5

2015 WASHINGTON REDSKINS STATISTICS

3RD DOWN EFFICIENCY

REDSKINS

	3 & 1	3 & 2	3 & 3	3 & 4	3 & 5	3 & 6	3 & 7	3 & 8	3 & 9	3 & 10+	CONV/ATT	%			
9/13 MIA	1 - 1	0 - 0	0 - 1	3 - 3	1 - 1	1 - 1	0 - 1	0 - 0	0 - 0	0 - 6	6 - 14	42.9%			
9/20 STL	1 - 1	1 - 1	1 - 2	1 - 1	2 - 2	0 - 0	0 - 1	1 - 4	1 - 1	0 - 3	8 - 16	50.0%			
9/24 @NYG	1 - 2	1 - 1	2 - 2	0 - 2	0 - 0	1 - 1	0 - 0	0 - 0	1 - 2	0 - 5	6 - 15	40.0%			
10/4 PHI	2 - 3	0 - 1	1 - 1	1 - 1	1 - 1	1 - 1	1 - 3	0 - 1	0 - 1	2 - 4	9 - 17	52.9%			
10/11 @ATL	0 - 0	0 - 0	0 - 0	1 - 2	0 - 1	1 - 2	1 - 1	0 - 1	0 - 0	1 - 5	4 - 12	33.3%			
10/18 @NYJ	1 - 2	1 - 3	0 - 0	0 - 0	1 - 3	1 - 1	0 - 1	1 - 1	0 - 1	0 - 3	5 - 15	33.3%			
10/25 TB	1 - 2	0 - 1	2 - 2	1 - 1	0 - 0	1 - 2	0 - 2	0 - 0	0 - 0	0 - 1	5 - 11	45.5%			
11/8 @NE	1 - 1	0 - 1	0 - 0	0 - 0	0 - 0	1 - 2	1 - 3	2 - 2	1 - 1	1 - 4	7 - 14	50.0%			
11/15 NO	2 - 3	2 - 2	0 - 1	2 - 2	0 - 1	0 - 1	0 - 0	0 - 1	0 - 0	0 - 0	6 - 11	54.5%			
11/22 @CAR	0 - 0	1 - 1	1 - 1	0 - 0	0 - 2	0 - 0	0 - 0	0 - 0	0 - 2	0 - 3	2 - 9	22.2%			
11/29 NYG	2 - 2	1 - 2	0 - 2	0 - 3	1 - 1	0 - 1	0 - 0	0 - 0	0 - 0	0 - 4	4 - 15	26.7%			
12/7 DAL	1 - 2	1 - 1	0 - 0	0 - 0	1 - 2	1 - 2	0 - 2	0 - 2	0 - 0	2 - 5	6 - 16	37.5%			
12/13 @CHI	1 - 1	1 - 1	1 - 1	0 - 2	1 - 1	1 - 1	1 - 1	0 - 0	0 - 1	1 - 3	7 - 12	58.3%			
12/20 BUF	3 - 4	0 - 0	0 - 0	0 - 2	0 - 0	1 - 1	1 - 1	0 - 0	0 - 0	2 - 3	7 - 11	63.6%			
12/26 @PHI	0 - 0	0 - 0	0 - 0	0 - 1	1 - 2	1 - 1	0 - 1	0 - 0	0 - 1	3 - 8	5 - 14	35.7%			
1/3 @DAL	1 - 1	0 - 1	1 - 1	0 - 2	1 - 1	2 - 3	0 - 2	0 - 0	1 - 2	1 - 1	7 - 14	50.0%			
TOTALS	18 - 25	9 - 16	9 - 14	9 - 22	10 - 18	13 - 20	5 - 19	4 - 12	4 - 12	13 - 58	94 - 216	43.5%			
	72.0%	56.3%	64.3%	40.9%	55.6%	65.0%	26.3%	33.3%	33.3%	22.4%					
	3RD & 1-3			3RD & 4-6			3RD & 7+								
	36 - 55			65.5%			32 - 60			53.3%			26 - 101		25.7%

OPPONENTS

	3 & 1	3 & 2	3 & 3	3 & 4	3 & 5	3 & 6	3 & 7	3 & 8	3 & 9	3 & 10+	CONV/ATT	%			
9/13 MIA	1 - 2	1 - 1	0 - 0	0 - 2	0 - 0	0 - 0	1 - 1	1 - 2	0 - 1	1 - 3	5 - 12	41.7%			
9/20 STL	0 - 0	0 - 1	0 - 0	1 - 1	0 - 2	0 - 1	0 - 1	0 - 0	0 - 0	1 - 6	2 - 12	16.7%			
9/24 @NYG	0 - 2	0 - 0	1 - 2	1 - 1	0 - 0	0 - 1	0 - 1	1 - 2	0 - 0	1 - 3	4 - 12	33.3%			
10/4 PHI	0 - 0	1 - 1	0 - 0	0 - 1	0 - 1	0 - 1	2 - 3	1 - 1	0 - 0	0 - 4	4 - 12	33.3%			
10/11 @ATL	1 - 1	0 - 1	0 - 1	1 - 1	2 - 4	1 - 3	0 - 0	1 - 2	0 - 2	0 - 0	6 - 15	40.0%			
10/18 @NYJ	1 - 2	1 - 1	1 - 2	0 - 0	0 - 0	1 - 1	1 - 1	0 - 2	1 - 1	1 - 4	7 - 14	50.0%			
10/25 TB	1 - 2	2 - 3	1 - 1	0 - 0	1 - 1	0 - 0	1 - 1	0 - 0	1 - 1	0 - 3	7 - 12	58.3%			
11/8 @NE	2 - 3	0 - 1	0 - 0	1 - 1	1 - 1	0 - 2	1 - 1	3 - 4	0 - 0	1 - 3	9 - 16	56.3%			
11/15 NO	2 - 3	1 - 1	0 - 0	0 - 1	0 - 0	0 - 0	0 - 0	0 - 1	0 - 1	1 - 4	4 - 11	36.4%			
11/22 @CAR	1 - 1	1 - 1	1 - 1	1 - 3	1 - 1	0 - 1	0 - 0	1 - 2	0 - 0	1 - 4	7 - 14	50.0%			
11/29 NYG	0 - 0	1 - 2	1 - 1	0 - 1	1 - 1	0 - 1	0 - 0	0 - 1	0 - 3	0 - 5	3 - 15	20.0%			
12/7 DAL	0 - 2	0 - 1	0 - 0	0 - 1	0 - 1	0 - 0	0 - 0	0 - 0	0 - 1	1 - 3	1 - 9	11.1%			
12/13 @CHI	0 - 0	1 - 1	0 - 1	0 - 0	0 - 0	0 - 0	1 - 2	2 - 2	0 - 0	1 - 5	5 - 11	45.5%			
12/20 BUF	2 - 3	1 - 1	0 - 2	1 - 1	0 - 1	0 - 1	0 - 0	0 - 0	0 - 2	1 - 2	5 - 13	38.5%			
12/26 @PHI	1 - 1	0 - 1	2 - 2	2 - 3	0 - 1	0 - 1	1 - 3	1 - 2	0 - 1	0 - 4	7 - 19	36.8%			
1/3 @DAL	0 - 0	0 - 0	0 - 1	0 - 0	0 - 1	0 - 0	1 - 1	1 - 2	0 - 1	0 - 4	2 - 10	20.0%			
TOTALS	12 - 22	10 - 17	7 - 14	8 - 17	6 - 15	2 - 13	9 - 15	12 - 23	2 - 14	10 - 57	78 - 207	37.7%			
	54.5%	58.8%	50.0%	47.1%	40.0%	15.4%	60.0%	52.2%	14.3%	17.5%					
	3RD & 1-3			3RD & 4-6			3RD & 7+								
	29 - 53			54.7%			16 - 45			36%			33 - 109		30.3%

2015 WASHINGTON REDSKINS STATISTICS

GAME-BY-GAME INDIVIDUAL HIGHS

	REDSKINS							
	PASSING			RUSHING		RECEIVING		TACKLES
	Yards	Attempts	Completions	Yards	Attempts	Yards	Receptions	Total
9/13 MIA	K. Cousins (196)	K. Cousins (31)	K. Cousins (21)	A. Morris (121)	A. Morris (25)	P. Garçon (74)	J. Reed (7)	D. Hall (8)
9/20 STL	K. Cousins (203)	K. Cousins (27)	K. Cousins (23)	M. Jones (123)	M. Jones (19)	J. Reed (82)	Multiple (6)	Multiple (6)
9/24 @NYG	K. Cousins (316)	K. Cousins (49)	K. Cousins (30)	M. Jones (38)	M. Jones (11)	J. Reed (96)	C. Thompson (8)	K. Robinson (13)
10/4 PHI	K. Cousins (290)	K. Cousins (46)	K. Cousins (31)	A. Morris (62)	A. Morris (17)	J. Crowder (65)	Multiple (7)	W. Compton (7)
10/11 @ATL	K. Cousins (219)	K. Cousins (32)	K. Cousins (21)	M. Jones (20)	M. Jones (11)	J. Crowder (87)	J. Crowder (8)	D. Goldson (10)
10/18 @NYJ	K. Cousins (196)	K. Cousins (43)	K. Cousins (25)	A. Morris (21)	A. Morris (11)	J. Crowder (40)	C. Thompson (6)	D. Goldson (13)
10/25 TB	K. Cousins (317)	K. Cousins (40)	K. Cousins (33)	M. Jones (29)	M. Jones (9)	J. Reed (72)	J. Reed (11)	D. Goldson (14)
11/8 @NE	K. Cousins (217)	K. Cousins (40)	K. Cousins (22)	M. Jones (27)	M. Jones (11)	P. Garçon (70)	J. Crowder (6)	W. Compton (10)
11/15 NO	K. Cousins (324)	K. Cousins (25)	K. Cousins (20)	A. Morris (92)	A. Morris (15)	M. Jones (131)	J. Crowder (4)	B. Breeiland (9)
11/22 @CAR	K. Cousins (207)	K. Cousins (30)	K. Cousins (20)	C. Thompson (10)	M. Jones (5)	D. Jackson (87)	J. Reed (6)	B. Breeiland (11)
11/29 NYG	K. Cousins (302)	K. Cousins (29)	K. Cousins (20)	A. Morris (78)	A. Morris (23)	J. Reed (98)	J. Reed (8)	W. Compton (8)
12/7 DAL	K. Cousins (219)	K. Cousins (31)	K. Cousins (22)	M. Jones (49)	M. Jones (18)	D. Jackson (80)	D. Jackson (6)	Multiple (7)
12/13 @CHI	K. Cousins (300)	K. Cousins (31)	K. Cousins (24)	M. Jones (62)	M. Jones (18)	J. Reed (120)	J. Reed (9)	Multiple (6)
12/20 BUF	K. Cousins (319)	K. Cousins (28)	K. Cousins (22)	A. Morris (84)	A. Morris (14)	D. Jackson (153)	J. Reed (7)	D. Hall (9)
12/26 @PHI	K. Cousins (365)	K. Cousins (46)	K. Cousins (31)	A. Morris (49)	A. Morris (17)	J. Reed (129)	J. Reed (9)	D. Goldson (10)
1/3 @DAL	K. Cousins (176)	K. Cousins (15)	K. Cousins (12)	A. Morris (100)	A. Morris (19)	J. Crowder (109)	J. Crowder (5)	W. Blackmon (7)

OPPONENTS

	PASSING			RUSHING		RECEIVING		TACKLES
	Yards	Attempts	Completions	Yards	Attempts	Yards	Receptions	Total
9/13 MIA	R. Tannehill (226)	R. Tannehill (34)	R. Tannehill (22)	L. Miller (53)	L. Miller (13)	J. Cameron (73)	J. Landry (8)	R. Jones (12)
9/20 STL	N. Foles (150)	N. Foles (32)	N. Foles (17)	T. Austin (40)	T. Mason (7)	J. Cook (47)	J. Cook (5)	A. Ogletree (16)
9/24 @NYG	E. Manning (279)	E. Manning (32)	E. Manning (23)	R. Jennings (32)	A. Williams (14)	R. Randle (116)	Multiple (7)	U. Unga (9)
10/4 PHI	S. Bradford (270)	S. Bradford (28)	S. Bradford (15)	D. Murray (36)	D. Murray (8)	R. Cooper (72)	Multiple (3)	B. Logan (9)
10/11 @ATL	M. Ryan (254)	M. Ryan (42)	M. Ryan (24)	D. Freeman (153)	D. Freeman (27)	J. Tamme (94)	J. Tamme (8)	P. Worriorow (9)
10/18 @NYJ	R. Fitzpatrick (253)	R. Fitzpatrick (26)	R. Fitzpatrick (19)	C. Ivory (146)	C. Ivory (20)	B. Marshall (111)	B. Marshall (7)	D. Harris (11)
10/25 TB	J. Winston (297)	J. Winston (29)	J. Winston (21)	D. Martin (136)	D. Martin (19)	M. Evans (164)	M. Evans (8)	Multiple (9)
11/8 @NE	T. Brady (299)	T. Brady (39)	T. Brady (26)	L. Blount (129)	L. Blount (29)	B. LaFell (104)	Multiple (5)	L. Ryan (6)
11/15 NO	D. Brees (209)	D. Brees (28)	D. Brees (19)	M. Ingram (77)	T. Hightower (11)	B. Cooks (98)	B. Cooks (5)	J. Dunbar (8)
11/22 @CAR	C. Newton (246)	C. Newton (34)	C. Newton (21)	J. Stewart (102)	J. Stewart (21)	D. Funchess (64)	T. Ginn (5)	Multiple (5)
11/29 NYG	E. Manning (321)	E. Manning (51)	E. Manning (26)	S. Vereen (15)	R. Jennings (6)	O. Beckham Jr. (142)	O. Beckham Jr. (9)	D. Kennard (10)
12/7 DAL	M. Cassel (223)	M. Cassel (29)	M. Cassel (16)	D. McFadden (53)	D. McFadden (14)	T. Williams (63)	J. Witten (5)	S. Lee (13)
12/13 @CHI	J. Cutler (315)	J. Cutler (31)	J. Cutler (19)	M. Forte (45)	J. Langford (11)	A. Jeffery (107)	A. Jeffery (6)	L. Houston (9)
12/20 BUF	T. Taylor (235)	T. Taylor (27)	T. Taylor (16)	M. Gillislee (81)	L. McCoy (10)	S. Watkins (111)	S. Watkins (5)	P. Brown (11)
12/26 @PHI	S. Bradford (380)	S. Bradford (56)	S. Bradford (37)	D. Murray (27)	Multiple (5)	Z. Ertz (122)	Z. Ertz (13)	K. Alonso (8)
1/3 @DAL	K. Moore (435)	K. Moore (48)	K. Moore (33)	D. McFadden (92)	D. McFadden (12)	T. Williams (173)	T. Williams (8)	R. McClain (12)

OVERALL

	PASSING			RUSHING		RECEIVING		TACKLES
	Yards	Attempts	Completions	Yards	Attempts	Yards	Receptions	Total
9/13 MIA	R. Tannehill (226)	R. Tannehill (34)	R. Tannehill (22)	A. Morris (121)	A. Morris (25)	J. Cameron (73)	J. Landry (8)	R. Jones (12)
9/20 STL	K. Cousins (203)	N. Foles (32)	K. Cousins (23)	M. Jones (123)	M. Jones (19)	J. Reed (82)	Multiple (6)	A. Olgetree (16)
9/24 @NYG	K. Cousins (316)	K. Cousins (49)	K. Cousins (30)	M. Jones (38)	A. Williams (14)	R. Randle (116)	C. Thompson (8)	K. Robinson (13)
10/4 PHI	K. Cousins (290)	K. Cousins (46)	K. Cousins (31)	A. Morris (62)	A. Morris (17)	R. Cooper (72)	Multiple (7)	B. Logan (9)
10/11 @ATL	M. Ryan (254)	M. Ryan (42)	M. Ryan (24)	D. Freeman (153)	D. Freeman (27)	J. Tamme (94)	Multiple (8)	D. Goldson (10)
10/18 @NYJ	R. Fitzpatrick (253)	K. Cousins (43)	K. Cousins (25)	C. Ivory (146)	C. Ivory (20)	B. Marshall (111)	B. Marshall (7)	D. Goldson (13)
10/25 TB	K. Cousins (317)	K. Cousins (40)	K. Cousins (33)	D. Martin (136)	D. Martin (19)	M. Evans (164)	J. Reed (11)	D. Goldson (14)
11/8 @NE	T. Brady (299)	K. Cousins (40)	T. Brady (26)	L. Blount (129)	L. Blount (29)	B. LaFell (104)	J. Crowder (6)	W. Compton (10)
11/15 NO	K. Cousins (324)	D. Brees (28)	K. Cousins (20)	A. Morris (92)	A. Morris (15)	M. Jones (131)	B. Cooks (5)	B. Breeiland (9)
11/22 @CAR	C. Newton (246)	C. Newton (34)	K. Cousins (22)	J. Stewart (102)	J. Stewart (21)	D. Jackson (87)	J. Reed (6)	B. Breeiland (11)
11/29 NYG	E. Manning (321)	E. Manning (51)	E. Manning (26)	A. Morris (78)	A. Morris (23)	O. Beckham Jr. (142)	O. Beckham Jr. (9)	D. Kennard (10)
12/7 DAL	M. Cassel (222)	K. Cousins (31)	K. Cousins (22)	D. McFadden (53)	M. Jones (18)	D. Jackson (80)	D. Jackson (6)	S. Lee (13)
12/13 @CHI	J. Cutler (315)	Multiple (31)	K. Cousins (24)	M. Jones (62)	M. Jones (18)	J. Reed (120)	J. Reed (9)	L. Houston (9)
12/20 BUF	K. Cousins (319)	K. Cousins (28)	K. Cousins (22)	A. Morris (84)	A. Morris (14)	D. Jackson (153)	J. Reed (7)	P. Brown (11)
12/26 @PHI	S. Bradford (380)	S. Bradford (56)	S. Bradford (37)	A. Morris (49)	A. Morris (17)	J. Reed (129)	Z. Ertz (13)	D. Goldson (10)
1/3 @DAL	K. Moore (435)	K. Moore (48)	K. Moore (33)	A. Morris (100)	A. Morris (19)	T. Williams (173)	T. Williams (8)	R. McClain (12)

2015 WASHINGTON REDSKINS STATISTICS

REGULAR SEASON HIGHS / LOWS

	REDSKINS		OPPONENTS	
	HIGH	LOW	HIGH	LOW
Points	47 vs. NO	10 vs. MIA	44 @ CAR	10 vs. STL
First Downs	27 vs. TB	9 @ CAR	29 @ ATL	11 vs. STL
Total Offense	514 vs. NO	186 @ CAR	479 vs. TB	213 vs. STL
Net Yards Rushing	213 vs. NO	14 @ CAR	221 @ NYJ	33 vs. NYG
Net Yards Passing	351 @ PHI	172 @ CAR	412 @ DAL	146 vs. STL
Offensive Plays	79 vs. PHI	47 @ CAR	77 @ ATL	46 vs. STL
Rushing Attempts	37 (multiple), last vs. STL	12 @ CAR	41 @ NYJ	13 (multiple), last vs. NYG
Pass Attempts	49 @ NYG	26 @ DAL	51 vs. NYG	26 @ NYJ
Pass Completions	33 vs. TB	19 @ DAL	33 @ DAL	15 vs. PHI
Passes Had Intercepted	2 (multiple), last @ NYJ	0 (multiple), last @ DAL	3 vs. NYG	0 (multiple), last @ PHI
Sacks Allowed	5 @ CAR	0 vs. NYG	5 (multiple), last @ PHI	0 (multiple), last @ NE
Fumbles	5 @ CAR	0 (multiple), last @ NYJ	7 @ PHI	0 vs. BUF
Fumbles Lost	4 @ CAR	0 (multiple), last @ DAL	3 vs. DAL	0 (multiple), last vs. BUF
Total Turnovers	5 @ CAR	1 (multiple), last vs. DAL	3 (multiple), last vs. DAL	0 vs. STL
Penalties	11 vs. MIA	3 (multiple), last @ DAL	16 vs. TB	1 @ NYJ
Yards Penalized	110 vs. PHI	6 vs. BUF	142 vs. TB	5 @ NYJ
Time of Possession	41:08 vs. PHI	21:53 @ CAR	38:07 @ CAR	18:52 vs. PHI
Defensive Interceptions	3 vs. NYG	0 (multiple), last @ DAL	2 (multiple), last @ DAL	0 (multiple), last @ PHI
Total Takeaways	3 (multiple), last vs. NYG	0 (multiple), last @ DAL	5 @ CAR	0 (multiple), last @ PHI
Drive (plays)	17 vs. MIA	1 (multiple), last @ DAL	15 @ NYG	1 (multiple), last @ NYJ
Drive (yards)	96 vs. NO	-9 @ CAR	92 @ CAR	-7 @ PHI
Third Down Conversions	7/11 vs. BUF (63.6%)	2/9 @ CAR (22.2%)	7/12 (58.3%) vs. TB	1/9 vs. DAL (11.1%)

	REDSKINS	OPPONENTS
Yards Rushing	123 by Matt Jones vs. STL	153 by Devonta Freeman @ ATL
Rushing Attempts	25 by Alfred Morris vs. MIA	27 by Devonta Freeman @ ATL
Rushing TDs	2 by Matt Jones vs. STL	1 (multiple), last by D. Murray and R. Mathews @ PHI
Receptions	11 by Jordan Reed vs. TB	13 by Zach Ertz @ PHI
Yards Receiving	153 by DeSean Jackson vs. BUF	173 by Terrance Williams @ DAL
Receiving TDs	2 (multiple), last by Jordan Reed @ PHI	2 (multiple), last by Cole Beasley @ DAL
Combined Yards (rush/rec)	187 by Matt Jones vs. NO	197 by Devonta Freeman @ ATL
All-Purpose Yards (rush/rec/ret)	187 by Matt Jones vs. NO	197 by Devonta Freeman @ ATL
Yards Passing	365 by Kirk Cousins @ PHI	380 by Sam Bradford @ PHI
Pass Attempts	49 by Kirk Cousins @ NYG	56 by Sam Bradford @ PHI
Pass Completions	33 by Kirk Cousins vs. TB	37 by Sam Bradford @ PHI
TD Passes	4 (multiple), last by Kirk Cousins @ PHI	5 by Cam Newton @ CAR
Interceptions Thrown	2 (multiple), last by Kirk Cousins @ NYJ	3 by Eli Manning vs. NYG
Longest Run	48 by Alfred Morris vs. BUF	70 by Mark Ingram
Longest Pass Completion	78t from Kirk Cousins to Matt Jones vs. NO	62t by Sam Bradford vs. PHI
Longest Kickoff Return	101t by Rashad Ross @ NYG	49 by Josh Huff @ PHI
Longest Punt Return	16 by Jamison Crowder vs. NYG	69t by Jarvis Landry vs. Miami
Longest Interception Return	44 by Keenan Robinson @ NE	59t by Robert Alford @ ATL
Longest Punt	64 by Tress Way @ CHI	63 by Matt Darr vs. MIA
Longest Field Goal	54 by Dustin Hopkins @ NYJ	54 by Dan Bailey vs. DAL
Touchdowns Scored	2 (multiple), last by Jordan Reed @ PHI	2 (multiple), last by Sammy Watkins vs. BUF
Points Scored	17 by Dustin Hopkins vs. NO	14 by Graham Gano @ CAR

2015 WASHINGTON REDSKINS STATISTICS

20-YARD PLAYS FROM SCRIMMAGE

REDSKINS		
	YDS	PLAY
9/13 MIA	25	Kirk Cousins pass to Jordan Reed
9/13 MIA	22	Kirk Cousins pass to Pierre Garçon
9/20 STL	39t	Matt Jones run
9/20 STL	35	Alfred Morris run
9/20 STL	35	Kirk Cousins pass to Ryan Grant
9/20 STL	29	Kirk Cousins pass to Jordan Reed
9/20 STL	25	Matt Jones run
9/20 STL	21	Kirk Cousins pass to Jordan Reed
9/24 @NYG	26	Kirk Cousins pass to Jordan Reed
9/24 @NYG	26	Chris Thompson run
9/24 @NYG	20	Kirk Cousins pass to Jordan Reed
9/24 @NYG	20	Kirk Cousins pass to Rashad Ross
10/4 PHI	43	Kirk Cousins pass to Rashad Ross
10/4 PHI	42	Chris Thompson run
10/4 PHI	22	Kirk Cousins pass to Jamison Crowder
10/4 PHI	21	Kirk Cousins pass to Pierre Garçon
10/11 @ATL	26	Kirk Cousins pass to Jamison Crowder
10/11 @ATL	21	Kirk Cousins pass to Pierre Garçon
10/11 @ATL	20	Kirk Cousins pass to Derek Carrier
10/18 @NYJ	20	Kirk Cousins pass to Derek Carrier
10/25 TB	45	Kirk Cousins pass to Andre Roberts (38) + penalty (7)
10/25 TB	32	Kirk Cousins pass to Ryan Grant
10/25 TB	26	Matt Jones run (11) + penalty (15)
10/25 TB	21	Kirk Cousins pass to Pierre Garçon
11/8 @NE	36	Kirk Cousins pass to Pierre Garçon
11/15 NO	78t	Kirk Cousins pass to Matt Jones
11/15 NO	42	Kirk Cousins pass to DeSean Jackson
11/15 NO	38	Chris Thompson run
11/15 NO	31	Kirk Cousins pass to Jamison Crowder
11/15 NO	29	Kirk Cousins pass to Matt Jones
11/15 NO	28	Alfred Morris run
11/15 NO	24	Kirk Cousins pass to Matt Jones
11/15 NO	23	Kirk Cousins pass to Chris Thompson
11/15 NO	20	Matt Jones run
11/22 @CAR	56t	Kirk Cousins pass to DeSean Jackson
11/22 @CAR	20	Kirk Cousins pass to DeSean Jackson
11/29 NYG	63t	Kirk Cousins pass to DeSean Jackson
11/29 NYG	45	Kirk Cousins pass to Matt Jones
11/29 NYG	26	Kirk Cousins pass to Jordan Reed
11/29 NYG	20	Kirk Cousins pass to Jordan Reed
11/29 NYG	20	Kirk Cousins pass to Jordan Reed
12/7 DAL	38	Kirk Cousins pass to Pierre Garçon (23) + penalty (15)
12/7 DAL	28t	Kirk Cousins pass to DeSean Jackson
12/7 DAL	20	Kirk Cousins pass to Jamison Crowder
12/13 @CHI	32	Kirk Cousins pass to Jordan Reed
12/13 @CHI	29	Kirk Cousins pass to DeSean Jackson
12/13 @CHI	28	Kirk Cousins pass to Jordan Reed
12/20 BUF	77t	Kirk Cousins pass to DeSean Jackson
12/20 BUF	48	Alfred Morris run
12/20 BUF	28	Kirk Cousins pass to DeSean Jackson
12/20 BUF	27	Kirk Cousins pass to DeSean Jackson
12/20 BUF	24	Kirk Cousins pass to DeSean Jackson
12/20 BUF	24	Kirk Cousins pass to Jordan Reed
12/26 @PHI	28	Kirk Cousins pass to Jordan Reed
12/26 @PHI	25	Kirk Cousins pass to Pierre Garçon
12/26 @PHI	24	Kirk Cousins pass to Ryan Grant
12/26 @PHI	22t	Kirk Cousins pass to Jordan Reed
12/26 @PHI	22	Kirk Cousins pass to DeSean Jackson
1/3 @DAL	71t	Colt McCoy pass to Rashad Ross
1/3 @DAL	44	Kirk Cousins pass to Jamison Crowder
1/3 @DAL	39t	Kirk Cousins pass to Pierre Garçon
1/3 @DAL	28	Kirk Cousins pass to Jamison Crowder
1/3 @DAL	26	Kirk Cousins pass to Jordan Reed (26) + fumble (0)
1/3 @DAL	24	Colt McCoy pass to Jamison Crowder
1/3 @DAL	23	Alfred Morris run

OPPONENTS		
	YDS	PLAY
9/13 MIA	27	Ryan Tannehill pass to Jordan Cameron
9/13 MIA	27	Ryan Tannehill pass to Jordan Cameron
9/13 MIA	26	Ryan Tannehill pass to Greg Jennings (11) + penalty (15)
9/13 MIA	22	Ryan Tannehill pass to Lamar Miller
9/13 MIA	20	Ryan Tannehill pass to Jarvis Landry
9/20 STL	40t	Nick Foles pass to Kenny Britt
9/24 @NYG	41t	Eli Manning pass to Rueben Randle
9/24 @NYG	30	Eli Manning pass to Rueben Randle
9/24 @NYG	30t	Eli Manning pass to Odell Beckham, Jr.
9/24 @NYG	23	Eli Manning pass to Daniel Fells
9/24 @NYG	22	Eli Manning pass to Larry Donnell
10/4 PHI	62t	Sam Bradford pass to Riley Cooper
10/4 PHI	45	Sam Bradford pass to Nelson Agholor
10/4 PHI	44	Sam Bradford pass to Jordan Matthews
10/4 PHI	39t	Sam Bradford pass to Miles Austin
10/4 PHI	30	DeMarco Murray run
10/11 @ATL	25	Matt Ryan pass to Jacob Tamme
10/11 @ATL	21	Devonta Freeman run (6) + penalty (15)
10/11 @ATL	20	Matt Ryan pass to Julio Jones (20)
10/18 @NYJ	54	Chris Ivory run
10/18 @NYJ	35	Ryan Fitzpatrick pass to Eric Decker
10/18 @NYJ	35t	Ryan Fitzpatrick pass to Brandon Marshall
10/18 @NYJ	32	Chris Ivory run
10/18 @NYJ	24	Ryan Fitzpatrick pass to Chris Ivory
10/18 @NYJ	23	Ryan Fitzpatrick pass to Chris Ivory
10/25 TB	49	Doug Martin run
10/25 TB	40t	Jameis Winston pass to Mike Evans
10/25 TB	29	Jameis Winston pass to Louis Murphy
10/25 TB	25	Jameis Winston pass to Mike Evans
10/25 TB	24	Jameis Winston pass to Mike Evans
10/25 TB	23	Doug Martin run
10/25 TB	20	Jameis Winston pass to Mike Evans
11/8 @NE	48	Tom Brady pass to Brandon LaFell
11/8 @NE	24	Tom Brady pass to Julian Edelman
11/8 @NE	21	LeGarrette Blount run
11/15 NO	70	Mark Ingram run
11/15 NO	60t	Drew Brees pass to Brandin Cooks
11/22 @CAR	35	Cam Newton pass to Devin Funchess
11/22 @CAR	34	Cam Newton pass to Greg Olsen
11/29 NYG	46	Eli Manning pass to Odell Beckham Jr.
11/29 NYG	40t	Eli Manning pass to Rueben Randle
11/29 NYG	31	Eli Manning pass to Odell Beckham Jr.
11/29 NYG	28	Eli Manning pass to Will Tye
11/29 NYG	21t	Eli Manning pass to Odell Beckham Jr.
12/7 DAL	42	Matt Cassel pass to Dez Bryant
12/7 DAL	38	Matt Cassel pass to Terrance Williams
12/7 DAL	25	Matt Cassel pass to Terrance Williams
12/7 DAL	22	Lucky Whitehead run
12/13 @CHI	50	Jay Cutler pass to Alshon Jeffery
12/13 @CHI	36	Jay Cutler pass to Deonte Thompson
12/13 @CHI	30	Jay Cutler pass to Zach Miller
12/13 @CHI	26	Jay Cutler pass to Zach Miller
12/13 @CHI	24	Jay Cutler pass to Marc Mariani
12/13 @CHI	20t	Jay Cutler pass to Alshon Jeffery
12/20 BUF	60t	Mike Gillislee run
12/20 BUF	48t	Tyrod Taylor pass to Sammy Watkins
12/20 BUF	37	Tyrod Taylor pass to Nick O'Leary
12/20 BUF	26	Tyrod Taylor pass to Sammy Watkins
12/20 BUF	20t	Tyrod Taylor pass to Sammy Watkins
12/26 @PHI	43	Sam Bradford pass to Jordan Matthews
12/26 @PHI	24	Sam Bradford pass to Jordan Matthews
1/3 @DAL	36	Kellen Moore pass to Terrance Williams
1/3 @DAL	36	Kellen Moore pass to Terrance Williams
1/3 @DAL	30	Darren McFadden run
1/3 @DAL	26	Kellen Moore pass to Terrance Williams
1/3 @DAL	24	Kellen Moore pass to Brice Butler
1/3 @DAL	22	Kellen Moore pass to Jason Witten
1/3 @DAL	22	Kellen Moore pass to Cole Beasley
1/3 @DAL	22	Kellen Moore pass to Brice Butler
1/3 @DAL	20	Kellen Moore pass to Terrance Williams

2015 WASHINGTON REDSKINS STATISTICS

INSTANT REPLAYS

CHALLENGE BY REDSKINS

	QT	TIME	DOWN	YDS	PLAY	RULING ON THE FIELD	REVIEW RESULT
9/13 MIA					None		
9/20 STL					None		
9/24 @NYG					None		
10/4 PHI					None		
10/11 @ATL					None		
10/18 @NYJ					None		
10/25 TB	3	15:00	1	10	Jameis Winston pass to Vincent Jackson	Completion	Reversed
11/8 @NE	3	5:35	2	20	Tom Brady pass to Dion Lewis	Down by Contact	Upheld
11/15 NO					None		
11/22 @CAR					None		
11/29 NYG	1	4:34	4	7	Brad Wing punt and ball downed by Dwayne Harris at 1	Touchback	Reversed
12/7 DAL					None		
12/13 @CHI					None		
12/20 BUF	3	4:22	1	10	Tyrod Taylor pass to Nick O'Leary for 37 yards	Runner stayed inbounds	Upheld
12/26 @PHI					None		
1/3 @DAL					None		

CHALLENGE BY OPPONENTS

	QT	TIME	DOWN	YDS	PLAY	RULING ON THE FIELD	REVIEW RESULT
9/13 MIA					None		
9/20 STL					None		
9/24 @NYG					None		
10/4 PHI					None		
10/11 @NYJ					None		
10/18 @ATL					None		
10/25 TB					None		
11/8 @NE					None		
11/15 NO					None		
11/22 @CAR	2	8:29	2	2	Cam Newton pass to Ted Ginn for touchdown	Incomplete	Reversed
11/29 NYG					None		
12/7 DAL					None		
12/13 @CHI					None		
12/20 BUF					None		
12/26 @PHI	3	12:12	3	13	Sam Bradford incomplete pass to Riley Cooper	Incomplete	Upheld
1/3 @DAL	2	3:39	2	4	Kellen Moore complete pass to Jason Witten for three yards	Pushed ob at 1	Reversed (Touchdown)

CHALLENGE BY REVIEW ASSISTANT

	QT	TIME	DOWN	YDS	PLAY	RULING ON THE FIELD	REVIEW RESULT
9/13 MIA					None		
9/20 STL					None		
9/24 @NYG	1	1:33	1	10	Eli Manning pass intercepted by DeAngelo Hall	Interception	Reversed
9/24 @NYG	4	5:55	3	14	Kirk Cousins pass to Pierre Garçon and fumble	Fumble	Reversed
10/4 PHI	2	5:27	2	1	Kirk Cousins fumble and run	Touchdown	Upheld
10/4 PHI	3	:10	2	10	Kirk Cousins pass to Jordan Reed and fumble	Fumble	Upheld
10/11 @ATL	3	2:26	3	3	Matt Ryan sack and fumble	Fumble	Upheld
10/11 @ATL	4	:56	3	2	Matt Ryan pass to Devonta Freeman	Completion	Reversed
10/18 @NYJ	2	5:09	1	10	Ryan Fitzpatrick pass to Brandon Marshall and fumble	Fumble	Upheld
10/18 @NYJ	2	1:17	1	10	Ryan Fitzpatrick pass to Quincy Enunwa	Completion	Upheld
10/25 TB					None		
11/8 @NE					None		
11/15 NO					None		
11/22 @CAR					None		
11/29 NYG	2	1:55	3	4	Kirk Cousins pass to Jamison Crowder	Touchdown	Reversed
11/29 NYG	2	1:50	4	1	Kirk Cousins run	Touchdown	Upheld
12/7 DAL	4	12:18	1	10	Matt Cassel pass to Devin Street and fumble	Fumble	Upheld
12/7 DAL	4	1:56	2	10	Matt Cassel pass to Dez Bryant	Completion	Reversed
12/7 DAL	4	1:47	4	10	DeSean Jackson punt return and fumble	Fumble	Upheld
12/13 @CHI	1	6:57	2	12	Kirk Cousins pass to Jordan Reed for touchdown	Touchdown	Reversed (Down at 1)
12/20 BUF					None		
12/26 @PHI	2	4:15	1	10	Sam Bradford pass to Zach Ertz and fumble	Fumble	Upheld
1/3 @DAL	1	3:43	1	10	Chris Baker fumbles and recovered by DeAngelo Hall	Fumble and Recovered	Reversed

2015 WASHINGTON REDSKINS STATISTICS (THE LAST TIME)

TEAM TOTALS

Won in Overtime

By Redskins: 12/20/14 at Dallas Cowboys, 20-17 OT (last score at 9:43 by Kai Forbath 40-yard field goal)
 By Opponent: 10/11/15 at Atlanta Falcons, 25-19 OT (last score at 12:15 by Robert Alford 59-yard interception return)

Won by Scoring in the Last Two Minutes of Regulation

By Redskins: 10/4/15 vs. Tampa Bay Buccaneers, 31-30 (last score at :24 on 6-yard touchdown pass to Jordan Reed & extra point by Dustin Hopkins)
 By Opponent: 12/7/15 vs. Dallas Cowboys, 19-16 (last score at :09 on 54-yard field goal by Dan Bailey)

Tied Game by Scoring in the Last Two Minutes of Regulation

By Redskins: 12/7/15 loss vs. Dallas Cowboys, 19-16 (tied game, 16-16, at :44 on 28-yard touchdown pass to DeSean Jackson & extra point by Dustin Hopkins)
 By Opponent: 11/3/13 win vs. San Diego Chargers, 30-24 OT (tied game at 24 with 0:03 by Nick Novak 19-yard field goal)

Shutout

By Redskins: 9/30/91 vs. Philadelphia Eagles, 23-0
 By Opponent: 12/7/14 vs. St. Louis Rams, 24-0

Held Opponent without a Touchdown

By Redskins: 11/18/12 win vs. Philadelphia Eagles, 31-6
 By Opponent: 12/7/14 loss vs. St. Louis Rams, 24-0

Game Finished in a Tie

Redskins Home: 11/23/97 vs. New York Giants, 7-7
 Redskins Away: 10/5/69 at San Francisco 49ers, 17-17

Scoreless First Half, Both Teams

Redskins Home: 10/19/08 win vs. Cleveland Browns, 14-11
 Redskins Away: None since 1970

Scoreless First Half

By Redskins: 12/20/15 win vs. Buffalo Bills, 35-25 (led 21-0 at halftime)
 By Opponent: 12/7/14 loss vs. St. Louis Rams, 24-0 (trailed 6-0 at halftime)

Won by 20 or More Points

By Redskins: 11/15/15 vs. New Orleans Saints, 47-14
 By Opponent: 11/22/15 at Carolina Panthers, 44-16

Won After Trailing by 20 or More Points

By Redskins: 10/25/15 vs. Tampa Bay Buccaneers, 31-30 (trailed 24-0 in 2nd quarter)
 By Opponent: 9/12/99 vs. Dallas Cowboys, 41-35 OT (trailed 14-35 in 4th quarter)

Held a 28 or More Point Lead

By Redskins: 11/15/15 win vs. New Orleans Saints, 47-14 (33)
 By Opponent: 11/22/15 loss at Carolina Panthers, 44-16 (28)

Held a 21 or More Point Lead

By Redskins: 1/3/16 win at Dallas Cowboys, 34-23 (led 24-0 in the 2nd quarter)
 By Opponent: 11/22/15 loss at Carolina Panthers, 44-16 (trailed 44-16 in the 4th quarter)

Scored 20 or More Points in a Quarter

By Redskins: 1/3/16 win at Dallas Cowboys, 34-23 (21 points in 1st quarter)
 By Opponent: 11/30/14 loss at Indianapolis, 49-27 (21 points in 3rd quarter)

Scored 20 or More Points in a Half

By Redskins: 1/3/16 win at Dallas Cowboys, 34-23 (24 points in 1st half)
 By Opponent: 11/22/15 loss at Carolina Panthers, 44-16 (31 points in 1st half)

Touchdowns Scored by Offense and Defense

By Redskins: 12/26/15 win at Philadelphia Eagles, 38-24 (4 offense, 1 defense)
 By Opponent: 10/25/15 win vs. Tampa Bay Buccaneers, 31-30 (2 offense, 1 defense)

Touchdowns Scored by Offense, Defense and Special Teams

By Redskins: 12/7/97 win vs. Arizona Cardinals, 38-28 (3 offense, 1 defense, 1 special teams)
 By Opponent: 9/5/88 loss at New York Giants, 27-20 (1 offense, 1 defense, 1 special teams)

Safety Scored

By Redskins: 11/22/15 Houston Bates at Carolina Panthers (Pushed P Brad Nortman out of bounds in end zone)
 By Opponent: 1/3/16 J.J. Wilcox and DeMarcus Lawrence at Dallas Cowboys (Alfred Morris tackled in end zone)

Two-Point Conversion

By Redskins: 12/26/15 Kirk Cousins pass to Jamison Crowder at Philadelphia Eagles
 By Opponent: 12/20/15 Tyrod Taylor run vs. Buffalo Bills

2015 WASHINGTON REDSKINS STATISTICS (THE LAST TIME)

TEAM TOTALS

No Penalties in Game

By Redskins: 11/16/03 loss at Carolina Panthers, 20-17
 By Opponent: 11/5/89 loss vs. Dallas Cowboys, 13-3

50 or More Points Scored in a Game

By Redskins: 10/23/05 win vs. San Francisco 49ers, 52-17
 By Opponent: 11/15/10 loss vs. Philadelphia Eagles, 59-28

40 or More Points Scored in a Game

By Redskins: 11/15/15 win vs. New Orleans Saints, 47-14
 By Opponent: 11/22/15 loss at Carolina Panthers, 44-16

OFFENSIVE TOTALS

500 or More Total Net Yards of Offense

By Redskins: 11/15/15 win vs. New Orleans Saints, 47-14 (510; 209 rushing, 301 passing)
 By Opponent: 1/3/16 win at Dallas Cowboys, 34-23 (512; 100 rushing, 412 passing)

400 or More Total Net Yards of Offense

By Redskins: 1/3/16 win at Dallas Cowboys, 34-23 (437; 146 rushing, 291 passing)
 By Opponent: 1/3/16 win at Dallas Cowboys, 34-23 (512; 100 rushing, 412 passing)

300 or More Net Yards Rushing by Team

By Redskins: 11/3/85 win at Atlanta Falcons, 44-10 (307)
 By Opponent: 11/29/59 loss at New York Giants, 45-14 (351)

200 or More Net Yards Rushing by Team

By Redskins: 11/15/15 win vs. New Orleans Saints, 47-14 (209)
 By Opponent: 12/20/15 win vs. Buffalo Bills, 35-25 (240)

Individual 200-Yard Rushing Game

By Redskins: 12/30/12 Alfred Morris (33-200-3 TDs) vs. Dallas Cowboys
 By Opponent: 12/30/06 Tiki Barber (23-234-3 TDs) vs. New York Giants

Individual 150-Yard Rushing Game

By Redskins: 12/30/12 Alfred Morris (33-200-3 TDs) vs. Dallas Cowboys
 By Opponent: 10/11/15 Devonta Freeman (27-153-1 TD) at Atlanta Falcons

Individual 100-Yard Rushing Game

By Redskins: 1/3/16 Alfred Morris (19-100) at Dallas Cowboys
 By Opponent: 11/22/15 Jonathan Stewart (21-102-1 TD) at Carolina Panthers

Two 100-Yard Rushers in the Same Game

By Redskins: 12/4/05 Clinton Portis (27-136-2 TDs) & Rock Cartwright (9-118) at St. Louis Rams
 By Opponent: 11/3/96 Darick Holmes (22-122-3 TDs) & Thurman Thomas (23-107-1 TD) at Buffalo Bills

Consecutive 100-Yard Rushing Games (Same Season)

By Redskins: 9/13/15 - 9/20/15 Alfred Morris (25-121) vs. Miami Dolphins / Matt Jones (19-123-2 TDs) vs. St. Louis Rams
 By Opponent: 10/11/15 - 11/8/15 Devonta Freeman (27-153-1 TD) at Atlanta Falcons / Chris Ivory (20-146-1 TD) at New York Jets / Doug Martin (19-136-0) vs. Tampa Bay Buccaneers / LaGarrette Blount (29-129-1 TD) at New England Patriots

Combined 200-Yard Rushing by Two Players

By Redskins: 12/30/12 263 by Alfred Morris (33-200-3 TDs) & Robert Griffin III (6-63-1 TD) vs. Dallas Cowboys
 By Opponent: 9/9/13 238/212 by LeSean McCoy (31-184-1 TD) & Michael Vick (9-54-1 TD)/Bryce Brown (9-28) vs. Philadelphia Eagles

Individual with 30 or More Carries

By Redskins: 12/30/12 Alfred Morris (33-200-3 TDs) vs. Dallas Cowboys
 By Opponent: 9/9/13 LeSean McCoy (31-184-1 TD) vs. Philadelphia Eagles

Individual with 25 or More Carries

By Redskins: 9/13/15 Alfred Morris (25-121) vs. Miami Dolphins
 By Opponent: 11/8/15 LaGarrette Blount (29-129) at New England Patriots

Rushing Play of 60 or More Yards

By Redskins: 10/14/12 76t by Robert Griffin III vs. Minnesota Vikings
 By Opponent: 12/20/15 60t by Mike Gillislee vs. Buffalo Bills

2015 WASHINGTON REDSKINS STATISTICS (THE LAST TIME)

OFFENSIVE TOTALS

Rushing Play of 40 or More Yards

By Redskins: 12/20/15 48 by Alfred Morris vs. Buffalo Bills
 By Opponent: 11/15/15 70 by Mark Ingram vs. New Orleans Saints

Individual with Two or More Rushing Touchdowns

By Redskins: 9/20/15 Matt Jones (19-123-2 TDs) vs. St. Louis Rams
 By Opponent: 11/2/14 Matt Asiata (10-26-3 TDs) at Minnesota Vikings

400 Net Yards Passing by Team

By Redskins: 9/21/14 loss at Philadelphia Eagles, 37-34 (427)
 By Opponent: 1/3/16 win at Dallas Cowboys, 34-23 (412)

300 Net Yards Passing by Team

By Redskins: 12/26/15 win at Philadelphia Eagles, 46-31-4 TDs (351)
 By Opponent: 1/3/16 win at Dallas Cowboys, 34-23 (412)

Individual with 50 or More Pass Attempts

By Redskins: 9/22/13 Robert Griffin III (50-32-326-1 INT-0 TDs) vs. Detroit Lions
 By Opponent: 12/26/15 Sam Bradford (56-37-380-0 INT-1 TD) at Philadelphia Eagles

Individual with 40 or More Pass Attempts

By Redskins: 12/26/15 Kirk Cousins (46-31-365-4 TDs) at Philadelphia Eagles
 By Opponent: 1/3/16 Kellen Moore (48-33-435-3 TDs-2 INTs) at Dallas Cowboys

Individual with 30 or More Pass Completions

By Redskins: 12/26/15 Kirk Cousins (46-31-365-4 TDs) at Philadelphia Eagles
 By Opponent: 1/3/16 Kellen Moore (48-33-435-2 INTs-3 TDs) at Dallas Cowboys

Individual with 25 or More Pass Completions

By Redskins: 12/26/15 Kirk Cousins (46-31-365-4 TDs) at Philadelphia Eagles
 By Opponent: 1/3/16 Kellen Moore (48-33-435-2 INTs-3 TDs) at Dallas Cowboys

No Sacks Allowed

By Redskins: 11/29/15 win vs. New York Giants (29 attempts by Kirk Cousins)
 By Opponent: 11/8/15 loss at New England Patriots (39 attempts by Tom Brady)

Individual 400-Yard Passing Game

By Redskins: 9/21/14 Kirk Cousins (48-30-427-3 TDs-1 INT) at Philadelphia Eagles
 By Opponent: 1/3/16 Kellen Moore (48-33-435-3 TDs-2 INTs) at Dallas Cowboys

Individual 300-Yard Passing Game

By Redskins: 12/26/15 Kirk Cousins (46-31-365-4 TDs) at Philadelphia Eagles
 By Opponent: 1/3/16 Kellen Moore (48-33-435-3 TDs-2 INTs) at Dallas Cowboys

Consecutive 300-Yard Passing Games (Same Season)

By Redskins: 12/13/15 - Kirk Cousins (31-24-300-1 INT-1 TD) at Chicago Bears; Kirk Cousins (28-22-319-4 TDs) vs. Buffalo Bills; Kirk Cousins (46-31-365-4 TDs) at Philadelphia Eagles
 By Opponent: 12/26/15 - Sam Bradford (56-37-380-0 INT-1 TD) at Philadelphia Eagles; Kellen Moore (48-33-435-3 TDs-2 INTs) at Dallas Cowboys

Individual with Four or More Touchdown Passes

By Redskins: 12/26/15 Kirk Cousins (46-31-365-4 TDs) at Philadelphia Eagles
 By Opponent: 11/22/15 Cam Newton (34-21-246-5 TDs) at Carolina Panthers

Individual with Five or More Touchdown Passes

By Redskins: 11/10/91 Mark Rypien (31-16-442-6 TDs) vs. Atlanta Falcons
 By Opponent: 11/22/15 Cam Newton (34-21-246-5 TDs) at Carolina Panthers

Individual with 10 or More Receptions

By Redskins: 10/25/15 Jordan Reed (11-72-2 TDs) vs. Tampa Bay Buccaneers
 By Opponent: 12/26/15 Zach Ertz (13-122) at Philadelphia Eagles

Individual 200-Yard Receiving Game

By Redskins: 10/21/01 Rod Gardner (6-208-1 TD) vs. Carolina Panthers
 By Opponent: 11/16/14 Mike Evans (7-209-2 TDs) vs. Tampa Bay Buccaneers

2015 WASHINGTON REDSKINS STATISTICS (THE LAST TIME)

OFFENSIVE TOTALS

Individual 150-Yard Receiving Game

By Redskins: 12/20/15 DeSean Jackson (6-153-1 TD) vs. Buffalo Bills
 By Opponent: 1/3/16 Terrance Williams (8-173) at Dallas Cowboys

Individual 100-Yard Receiving Game

By Redskins: 1/3/16 Jamison Crowder (5-109-1 TD) at Dallas Cowboys
 By Opponent: 1/3/16 Terrance Williams (8-173) at Dallas Cowboys

Two 100-Yard Receivers in the Same Game

By Redskins: 9/21/14 Pierre Garçon (11-138-1 TD) & DeSean Jackson (5-117-1 TD) at Philadelphia Eagles
 By Opponent: 12/26/15 Zach Ertz (13-122) & Jordan Matthews (6-104-1 TD) at Philadelphia Eagles

Consecutive 100-Yard Receiving Games (Same Season)

By Redskins: 12/13/15 - Jordan Reed (9-120-1 TD) at Chicago Bears; DeSean Jackson (6-153-1 TD) vs. Buffalo Bills; Jordan Reed (9-129-2 TDs) at Philadelphia Eagles; Jamison Crowder (5-109-1 TD) at Dallas Cowboys
 By Opponent: 12/13/15 - Alshon Jeffery (6-107-1 TD) at Chicago Bears; Sammy Watkins (5-111-2 TDs) vs. Buffalo Bills; Zach Ertz (13-122) & Jordan Matthews (6-104-1 TD) at Philadelphia Eagles; Terrance Williams (8-173) at Dallas Cowboys

Pass Play of 80 or More Yards

By Redskins: 9/21/14 81t by Kirk Cousins to DeSean Jackson at Philadelphia Eagles
 By Opponent: 11/22/12 85t by Tony Romo to Dez Bryant at Dallas Cowboys

Pass Play of 60 or More Yards

By Redskins: 1/3/16 71t by Colt McCoy to Rashad Ross at Dallas Cowboys
 By Opponent: 11/15/15 60t by Drew Brees to Brandin Cooks vs. New Orleans Saints

Pass Play of 40 or More Yards

By Redskins: 1/3/16 71t by Colt McCoy to Rashad Ross at Dallas Cowboys; 44 by Kirk Cousins to Jamison Crowder at Dallas Cowboys
 By Opponent: 12/26/15 43 by Sam Bradford to Jordan Matthews at Philadelphia Eagles

Individual with Four or More Touchdown Receptions

By Redskins: Never
 By Opponent: 11/18/07 Terrell Owens (8-173-4 TDs) at Dallas Cowboys

Individual with Three or More Touchdown Receptions

By Redskins: 10/1/06 Santana Moss (4-138-3 TDs) vs. Jacksonville Jaguars
 By Opponent: 12/14/14 Odell Beckham (12-143-3 TDs) at New York Giants

Led Team in Both Rushing and Receiving Yards in the Same Game

By Redskins: 1/1/12 Evan Royster (20-113 rushing, 5-52 receiving) at Philadelphia Eagles
 By Opponent: 10/27/14 DeMarco Murray (19-141 rushing, 4-80 receiving) at Dallas Cowboys

100-Yard Rusher & 100-Yard Receiver in the Same Game

By Redskins: 1/3/16 Alfred Morris (19-100) & Jamison Crowder (5-109-1 TD) at Dallas Cowboys
 By Opponent: 11/8/15 LaGarrette Blount (29-129-1TD) & Brandon LaFell (5-102) at New England Patriots

100-Yard Rusher, 100-Yard Receiver & 300-Yard Passer in the Same Game

By Redskins: 9/15/13 Alfred Morris (13-107), Pierre Garçon (8-143-1 TD) & Robert Griffin III (40-26-320-1 INT-3 TDs) at Green Bay Packers
 By Opponent: 9/15/13 James Starks (20-132-1 TD), James Jones (11-178), Randall Cobb (9-128-1 TD) & Aaron Rodgers (42-34-480-0 INTs-4 TDs) at Green Bay Packers

Individual with at Least One Rushing Touchdown and One Receiving Touchdown in the Same Game

By Redskins: 11/15/10 Keiland Williams (16-89-2 TDs rushing, 4-50-1 TD receiving) vs. Philadelphia Eagles
 By Opponent: 12/29/13 Jerrel Jernigan (2-57-1 TD rushing, 6-90-1 TD receiving) at New York Giants

Individual with at Least One Rushing Touchdown and One Touchdown Pass in the Same Game

By Redskins: 12/20/15 Kirk Cousins (28-22-319-4 TDs passing; 3-11-1 TD rushing) vs. Buffalo Bills
 By Opponent: 10/18/15 Ryan Fitzpatrick (26-19-253-2 TDs passing, 4-31-1 TD rushing) at New York Jets

No Turnovers

By Redskins: 1/3/16 win at Dallas Cowboys, 34-23
 By Opponent: 12/20/15 win vs. Buffalo Bills, 35-10

Touchdown Scored on First Drive

By Redskins: 12/20/15 win vs. Buffalo Bills, 35-25
 By Opponent: 12/26/15 win at Philadelphia Eagles, 38-24

2015 WASHINGTON REDSKINS STATISTICS (THE LAST TIME)

DEFENSIVE TOTALS

Held Opponent Under 200 Net Yards of Total Offense

By Redskins: 9/14/14 win vs. Jacksonville Jaguars, 41-10 (148; 25 rushing, 123 passing)
 By Opponent: 11/22/15 loss at Carolina Panthers, 44-16 (186; 14 rushing, 172 passing)

Held Opponent Under 300 Net Yards of Total Offense

By Redskins: 9/20/15 win vs. St. Louis Rams, 24-10 (213; 67 rushing, 146 passing)
 By Opponent: 12/7/15 loss vs. Dallas Cowboys, 19-16 (267; 74 rushing, 193 passing)

Held Opponent Under 50 Yards Rushing

By Redskins: 12/26/15 win at Philadelphia Eagles, 38-24 (45)
 By Opponent: 11/22/15 loss at Carolina Panthers, 44-16 (14)

Held Opponent Under 75 Yards Rushing

By Redskins: 12/26/15 win at Philadelphia Eagles, 38-24 (45)
 By Opponent: 12/26/15 win at Philadelphia Eagles, 38-24 (67)

Held Opponent Under 100 Yards Rushing

By Redskins: 12/26/15 win at Philadelphia Eagles, 38-24 (45)
 By Opponent: 12/26/15 win at Philadelphia Eagles, 38-24 (67)

Held Opponent Under 100 Net Yards Passing

By Redskins: 11/23/08 win at Seattle Seahawks, 20-17 (89)
 By Opponent: 11/23/14 loss at San Francisco 49ers, 17-13 (77)

Held Opponent Under 150 Net Yards Passing

By Redskins: 9/14/14 win vs. Jacksonville Jaguars, 41-10 (123)
 By Opponent: 11/23/14 loss at San Francisco 49ers, 17-13 (77)

Interception Return for a Touchdown

By Redskins: 11/15/15 Dashon Goldson vs. New Orleans Saints (35 yards)
 By Opponent: 10/11/15 Robert Alford at Atlanta Falcons (59 yards)

Individual with Three or More Interceptions

By Redskins: 10/24/10 DeAngelo Hall at Chicago Bears (4)
 By Opponent: 10/16/11 Kurt Coleman vs. Philadelphia Eagles (3)

Individual with Two or More Interceptions

By Redskins: 11/3/13 DeAngelo Hall at Denver Broncos (2)
 By Opponent: 10/11/15 Robert Alford at Atlanta Falcons (2)

Seven or More Sacks by Team

By Redskins: 9/14/14 win vs. Jacksonville Jaguars, 41-10 (10)
 By Opponent: 12/14/14 loss at New York Giants, 24-13 (7)

Six or More Sacks by Team

By Redskins: 9/14/14 win vs. Jacksonville Jaguars, 41-10 (10)
 By Opponent: 12/14/14 loss at New York Giants, 24-13 (7)

Five or More Sacks by Team

By Redskins: 12/26/15 win at Philadelphia Eagles, 38-24 (5)
 By Opponent: 11/22/15 loss at Carolina Panthers, 44-16 (5)

Individual with Four or More Sacks

By Redskins: 9/14/14 Ryan Kerrigan vs. Jacksonville Jaguars (4)
 By Opponent: 12/1/13 Justin Tuck vs. New York Giants (4)

Individual with Three or More Sacks

By Redskins: 12/26/15 Preston Smith at Philadelphia Eagles (3)
 By Opponent: 12/1/13 Justin Tuck vs. New York Giants (4)

Individual with Two or More Sacks

By Redskins: 12/26/15 Preston Smith at Philadelphia Eagles (3)
 By Opponent: 12/7/15 DeMarcus Lawrence vs. Dallas Cowboys (2)

Fumble Returned for Touchdown

By Redskins: 12/26/15 DeAngelo Hall at Philadelphia Eagles (17 yards)
 By Opponent: 10/25/15 Howard Jones vs. Tampa Bay Buccaneers (43 yards)

2015 WASHINGTON REDSKINS STATISTICS (THE LAST TIME)

SPECIAL TEAMS TOTALS

Kickoff Return for a Touchdown

By Redskins: 11/22/15 Andre Roberts at Carolina Panthers (99 yards)
 By Opponent: 9/21/14 Chris Polk at Philadelphia Eagles (102 yards)

Punt Return for a Touchdown

By Redskins: 10/26/08 Santana Moss at Detroit Lions (80 yards)
 By Opponent: 9/13/15 Jarvis Landry vs. Miami Dolphins (69 yards)

Blocked Punt

By Redskins: 10/18/15 Jeron Johnson at New York Jets
 By Opponent: 9/24/15 Rashad Jennings at New York Giants

Missed Extra Point Attempt

By Redskins: 12/26/15 Dustin Hopkins at Philadelphia Eagles (wide left)
 By Opponent: 10/4/15 Caleb Sturgis vs. Philadelphia Eagles (wide right)

Blocked Field Goal Attempt

By Redskins: 11/4/12 DeAngelo Hall vs. Carolina Panthers
 By Opponent: 11/29/15 Jay Bromley vs. New York Giants

Blocked Field Goal returned for a TD

By Redskins: 9/24/72 Mike Bass vs. St. Louis Cardinals (32 yards)
 By Opponent: 1/8/00 Ron Rice vs. Detroit Lions (94 yards)

Individual with Five or More Field Goals

By Redskins: 11/4/07 Shaun Suisham at New York Jets (5)
 By Opponent: 9/26/11 Dan Bailey at Dallas Cowboys (6)

Individual with Four or More Field Goals

By Redskins: 11/15/15 Dustin Hopkins vs. New Orleans Saints (4)
 By Opponent: 12/7/15 Dan Bailey vs. Dallas Cowboys (4)

Individual with Three or More Field Goals

By Redskins: 11/15/15 Dustin Hopkins vs. Dallas Cowboys (3)
 By Opponent: 12/7/15 Dan Bailey vs. Dallas Cowboys (4)

Individual with 70-yard or More Punt

By Redskins: 9/25/14 Tress Way vs. New York Giants (77 yards)
 By Opponent: 11/17/13 Donnie Jones at Philadelphia Eagles (70 yards)

Individual with 60-yard or More Punt

By Redskins: 12/13/15 Tress Way at Chicago Bears (64 yards)
 By Opponent: 9/13/15 Matt Darr vs. Miami Dolphins (63 yards)

Individual with 50-yard or More Field Goal

By Redskins: 10/18/15 Dustin Hopkins at New York Jets (54 yards)
 By Opponent: 12/7/15 Dan Bailey vs. Dallas Cowboys (54 yards)

Back to Back Kickoff Returns for Touchdowns

By Redskins: 9/23/73 Herb Mul-Key at St. Louis Cardinals (97 yards)
 By Opponent: 9/23/73 Don Shy at St. Louis Cardinals (97 yards)

Blocked Punt, Returned for Touchdown

By Redskins: 10/18/15 Rashad Ross at New York Jets (recovery in end zone)
 By Opponent: 9/7/14 Alfred Blue at Houston (5 yards)

Successful Onside Kicks

By Redskins: 10/25/15 vs. Tampa Bay Buccaneers (kicked by Dustin Hopkins, recovered by Trenton Robinson)
 By Opponent: 11/8/15 at New England Patriots (kicked by Stephen Gostkowski, recovered by Jonathan Freeny)

No Punts

By Redskins: 11/5/00 loss at Arizona Cardinals, 16-15
 By Opponent: 9/30/62 win vs. St. Louis Cardinals, 24-14



2015 REDSKINS BIOS

STAFF BIOS



JAY GRUDEN

HEAD COACH

12TH NFL SEASON // 2ND WITH REDSKINS

Jay Gruden is entering his second season with the Washington Redskins in 2015 after being named the 29th head coach in franchise history on January 9, 2014.

Previously a decorated quarterback in the college and Arena Football League ranks and a successful NFL assistant, Gruden assumed control of the Redskins in 2014 and guided the team through a campaign in which three different quarterbacks (Robert Griffin III, Kirk Cousins and Colt McCoy) recorded victories as starters. He installed an offensive system that helped the Redskins to team records in completions (364) and completion percentage (66.5) and helped produce two Pro Bowlers in his first season, earning repeat berths for tackle Trent Williams and running back Alfred Morris.

Excluding interim coaches, Gruden, 46 at the time of his hiring, became the team's youngest head coaching hire since hiring eventual Pro Football Hall of Famer Joe Gibbs at 40 years of age in 1981. He became the first Redskins coach hired directly from an offensive coordinator role on another team since Norv Turner in 1994.

Before joining the Redskins, Gruden spent his previous three seasons as offensive coordinator for the Cincinnati Bengals. In his tenure in Cincinnati, the Bengals averaged 10 wins a season, making three consecutive playoff appearances and earning an AFC North championship in 2013. Members of the Bengals' offense accounted for seven Pro Bowl selections in his three seasons in Cincinnati.

Gruden was tasked with the development of quarterback Andy Dalton, a 2011 second-round pick. In three seasons together, Gruden helped Dalton to a 30-18 regular season record as a starter (.625), as Dalton's 30 wins in that time frame ranked tied for fifth-most among NFL quarterbacks. Dalton's 80 passing touchdowns rank third-most in NFL history for a quarterback in his first three seasons, trailing only Dan Marino (98) and Peyton Manning (85).

Prior to joining the Bengals, Gruden served two years with the Florida Tuskers of the United Football League from 2009-10. In 2009, Gruden served as offensive coordinator as the Tuskers compiled a 6-0 regular season record and earned a UFL championship game berth. In 2010, he assumed the roles of head coach and general manager and led the Tuskers to their second consecutive championship game appearance.

Gruden coached for seven seasons (2002-08) with the Tampa Bay Buccaneers, earning a Super Bowl championship ring as an offensive assistant in 2002. There he worked under his brother, Jon, then the Bucs' head coach, and current Redskins President Bruce Allen, the Bucs' general manager from 2004-08. Gruden helped guide the Buccaneers to the team's first league championship, a 48-21 victory in Super Bowl XXXVII.

Gruden also ranks among the most outstanding players and coaches in the history of the Arena Football League, having won six combined league championships – four as a quarterback and two as a head coach. Gruden played quarterback (2002-03) and served as head coach (2004-08) of the AFL's Orlando Predators, all while simultaneously working as an offensive assistant with the Buccaneers. In all, Gruden served as head coach of the Predators for nine seasons (1998-2001 and 2004-08), leading the Predators to four championship game appearances and two league titles as a coach. During a two-year hiatus from coaching the Predators in 2002-03, he returned to the playing field as Orlando's quarterback, leading the Predators to playoff appearances in both seasons.

In his eight seasons as a player in the AFL, Gruden completed 1,673-of-2,775 passes (60.3 percent) for 21,578 yards with 398 touchdowns and

99 interceptions. In addition to his time with Orlando, he spent six seasons (1991-96) at quarterback for the Tampa Bay Storm, winning four AFL titles and being named MVP of ArenaBowl VII in 1993. He was also named the 1992 AFL Most Valuable Player and was honored with induction into the AFL Hall of Fame in 1999.

Gruden played quarterback for four seasons for former Redskins draft pick Howard Schnellenberger at the University of Louisville (1985-88) and was a two-time team MVP.

Gruden was born March 4, 1967 in Tiffin, Ohio. He and his wife, Sherly, have three sons — J.J., Joey and Jack.

GRUDEN FOOTBALL HISTORY

1985-88	Quarterback	University of Louisville
1989	Student Assistant	University of Louisville
1990	Quarterback	Barcelona Dragons (WLAF)
1990	Quarterback	Sacramento Surge (WLAF)
1990-91	Graduate Assistant	University of Louisville
1991-96	Quarterback	Tampa Bay Storm (AFL)
1997	Offensive Coordinator	Nashville Kats (AFL)
1998-2001	Head Coach	Orlando Predators (AFL)
2002-08*	Offensive Assistant	Tampa Bay Buccaneers
2002-03*	Quarterback	Orlando Predators
2004-08*	Head Coach	Orlando Predators
2009	Offensive Coordinator	Florida Tuskers (UFL)
2010	Head Coach	Florida Tuskers
2011-13	Offensive Coordinator	Cincinnati Bengals
2014-Present	Head Coach	Washington Redskins

*Held jobs concurrently



STAFF BIOS

THE GRUDEN FILE

GRUDEN BY THE NUMBERS

	21,578
Career passing yards in the AFL	
	4,778
Career postseason passing yards in the AFL, third-most all-time	
	4,136
Passing yards by Gruden's 2013 Bengals, a team record	
	1999
Year of induction into the AFL Hall of Fame	
	398
Career AFL passing touchdowns	
	84.0
Percentage of goal-to-go drives culminating in TDs for the 2013 Bengals, tops in the NFL	
	80
Andy Dalton passing TDs under Gruden, third-most in an NFL player's first three years	
	66.5
2014 Redskins' completion percentage in Gruden's first season, a team record	
	13
Combined years as a quarterback in the NCAA, WFLA and AFL	
	10
NFL seasons coaching with the Buccaneers (2002-08) and Bengals (2011-13)	
	6
Arena Bowl championships (four as a player, two as a coach)	
	5
NFL teams, including Gruden's Bengals, to make three playoff appearances from 2011-13	
	4
Ranking by the AFL on its 2012 list of the league's 25 Greatest Players	

REDSKINS COACHING HISTORY

The Washington Redskins have had 28 different head coaches preside over 29 head coaching tenures in team history.

1.	Lud Wray	1932
2.	Lone Star Dietz	1933-34
3.	Eddie Casey	1935
4.	Ray Flaherty	1936-42
5.	Arthur "Dutch" Bergman	1943
6.	Dudley DeGroot	1944-45
7.	A.G. "Turk" Edwards	1946-48
8.	John Whelchel	1949
9.	Herman Ball	1949-51
10.	Dick Todd	1951 (Interim)
11.	Earl "Curly" Lambeau	1952-53
12.	Joe Kuharich	1954-58
13.	Mike Nixon	1959-60
14.	Bill McPeak	1961-65
15.	Otto Graham	1966-68
16.	Vince Lombardi	1969
17.	Bill Austin	1970
18.	George Allen	1971-77
19.	Jack Pardee	1978-80
20.	Joe Gibbs**	1981-92
21.	Richie Petitbon	1993
22.	Norv Turner	1994-2000
23.	Terry Robiskie	2000 (Interim)
24.	Marty Schottenheimer	2001
25.	Steve Spurrier	2002-03
26.	Joe Gibbs**	2004-07
27.	Jim Zorn	2008-09
28.	Mike Shanahan	2010-13
29.	Jay Gruden	2014-Present

Pro Football Hall of Famers **bolded and italicized**.

** Considered both the 20th and 26th head coach in franchise history

AFL HALL OF FAMER - CAREER STATS

Year	Team	PASSING							RUSHING		
		Comp	Att	Pct	Yds	Rating	TD	Int	Att	Yds	TD
1991	Tampa Bay Storm	127	199	63.8	1504	96.4	26	11	17	55	2
1992	Tampa Bay Storm	188	305	61.6	2568	107.6	50	15	13	37	0
1993	Tampa Bay Storm	187	312	59.9	2526	99.9	41	14	15	15	1
1994	Tampa Bay Storm	206	368	56.0	2622	98.1	49	12	9	32	2
1995	Tampa Bay Storm	198	352	56.3	2787	100.2	45	11	20	7	0
1996	Tampa Bay Storm	274	443	61.9	3616	114.0	70	14	8	-14	0
2002	Orlando Predators	310	501	61.9	3621	101.1	68	20	7	-4	0
2003	Orlando Predators	183	295	62.0	2334	123.5	49	2	3	2	0
TOTAL		1673	2775	60.3	21578	105.7	398	99	92	130	5

HONORS: Most Valuable Player (1992), First-Team All-Arena (1992), All-Star Game (1993), First-Team All-Arena (1995), 10th Anniversary Team (1996), AFL Hall of Fame Inductee (1999), All-ArenaBowl Team (1999), Second-Team 15th Anniversary Team (2001), 20 Greatest Players - No. 4 (2006), 25 Greatest Players - No. 4 (2012)

ARENABOWL APPEARANCES: ArenaBowl V Champion (Quarterback, Tampa Bay Storm, 1991), ArenaBowl VII Champion* (Quarterback, Tampa Bay Storm, 1993), ArenaBowl IX Champion (Quarterback, Tampa Bay Storm, 1995), ArenaBowl X Champion (Quarterback, Tampa Bay Storm, 1996), ArenaBowl XII Champion (Head Coach, Orlando Predators, 1998), ArenaBowl XIII Runner-up (Head Coach, Orlando Predators, 1999), ArenaBowl XIV Champion (Head Coach, Orlando Predators, 2000), ArenaBowl XX Runner-up (Head Coach, Orlando Predators, 2006)

* Named ArenaBowl VII Most Valuable Player

AFL COACHING RECORD: 93-61 (.604)

STAFF BIOS



JOE BARRY

DEFENSIVE COORDINATOR

14TH NFL SEASON // 1ST WITH REDSKINS

Joe Barry was named the Redskins' defensive coordinator on January 20, 2015.

Barry is entering his 14th NFL season, including his third as a defensive coordinator. Entering the 2015 season, his record including having been a member of a defensive staff that has finished in the Top 10 in total defense five times, including No. 1 overall units in 2002 and 2005. Under Barry, Tampa Bay Buccaneers Hall of Fame linebacker Derrick Brooks was named the 2002 NFL Defensive Player of the Year.

Barry most recently served as linebackers coach for the San Diego Chargers from 2012-14. Prior to his tenure in San Diego, he was the linebackers coach for Southern California from 2010-11. Barry helped mold linebacker Malcolm Smith into a 2011 draft selection who eventually went on to become the MVP of Super Bowl XLVIII.

Barry returned to Tampa Bay for his second stint with the team in 2009, again serving as the team's linebackers coach. During his first tenure with Tampa Bay from 2001-06 the defense allowed the least passing yards per game (177.2), the second-lowest yards per game (285.7) and the second-fewest points per game (17.4). In addition, Buccaneers linebackers were named to the Pro Bowl seven times in his first six seasons.

In 2002, Barry helped lead the Buccaneers to their first championship in franchise history with a 48-21 win against the Raiders in Super Bowl XXXVII. The title game featured the Buccaneers' top-ranked defense (252.8 yards per game) against the Raiders' top-ranked offense (389.8), but the Bucs' defense limited Oakland to 269 yards. Tampa Bay forced five interceptions, three of which were returned for touchdowns, including a game-sealing 44-yard interception return for touchdown by Brooks in the fourth quarter.

Barry served as the defensive coordinator for the Detroit Lions from 2007-08, where he led units that ranked tied for third in the NFL in take-aways (37) in 2007 and 10th in sacks per pass play in 2008. His NFL coaching career began in San Francisco in 2000, serving as a defensive quality control coach.

Barry began his prep career at Ames (Iowa) H.S. before finishing at Fairview H.S. in Boulder, Colo. Barry played linebacker at Michigan from 1989-90 before transferring to USC in 1991, earning varsity letters in the 1992 and '93 seasons. He began his coaching career for the Trojans in 1995. In 1996, he joined the Northern Arizona staff, coaching linebackers and defensive ends for three seasons. Barry was then hired to coach linebackers at Nevada-Las Vegas in 1999.

Barry and his wife, Chris, have two daughters, Camryn and Lauren, and twin sons, Nick and Sam.

BARRY FOOTBALL HISTORY

1989-90	Linebacker	Michigan
1991-93	Linebacker	Southern California
1995	Graduate Asst./Defensive Line	Southern California
1996-98	Linebackers/Defensive Ends Coach	Northern Arizona
1999	Linebackers Coach	Nevada-Las Vegas
2000	Defensive Quality Control	San Francisco 49ers
2001-06	Linebackers Coach	Tampa Bay Buccaneers
2007-08	Defensive Coordinator	Detroit Lions
2009	Linebackers Coach	Tampa Bay Buccaneers
2010-11	Linebackers Coach	Southern California
2012-14	Linebackers Coach	San Diego Chargers
2015-Present	Defensive Coordinator	Washington Redskins



BEN KOTWICA

SPECIAL TEAMS
COORDINATOR

9TH NFL SEASON // 2ND WITH REDSKINS

Ben Kotwica was named as the Redskins' special teams coordinator on January 15, 2014.

Kotwica is entering his ninth NFL season and his second with the Redskins in 2015 after spending the first seven years of his NFL career in various coaching capacities with the New York Jets. Before assuming the role of coordinator for the Jets in 2013, Kotwica assisted with the Jets' special teams in multiple roles across the 2007-12 seasons.

In his first season in Washington in 2014, Kotwica's tutelage and eye for talent helped first-year punter Tress Way (47.5 yards per punt) become the first member of the Redskins to lead the NFL in punting for a season since Sam Baker in 1958. Way's average ranked fourth in team history, a feat he accomplished in a season in which he was given 10 days to earn the punting job after being claimed off waivers late in the preseason. Kotwica also helped kicker Kai Forbath successfully convert 24-of-27 field goals (88.9 percent) in 2014, the third-highest percentage in a single season in franchise history.

Prior to Kotwica's arrival in Washington, the Jets accounted for 10 combined kick and punt return touchdowns during his time as an assistant in New York, tied for most in the AFC and tied for second-most in the NFL. The Jets averaged a league-best 24.6 yards per kick return in those six seasons and had a kick returner finish in the Top 5 in the NFL in kick return four times (Joe McKnight, 2012; Joe McKnight, 2011; Brad Smith, 2010; and Leon Washington, 2007). Kotwica helped Leon Washington earn his first career Pro Bowl berth as a kick returner following the 2008 season.

In addition to his football career, Kotwica's background includes his time as a decorated officer who spent eight years in the United States Army after graduating from the United States Military Academy at West Point. His military career included operations in Bosnia-Herzegovina, Korea and Iraq.

Kotwica was commissioned as a 2nd Lieutenant in the Aviation Branch of the Army and was selected to fly the AH-64 Apache Longbow, the world's best attack helicopter. He was an Attack Helicopter Platoon Leader in support of the 82nd Airborne Division from 1998-2001, where he was responsible for the health and welfare of 20 soldiers.

In 2000, Kotwica deployed to Bosnia-Herzegovina for eight months before returning to the states to attend the Aviation Captain Career course. He completed the course in the top 10 percent of his class. Two years later, he returned overseas to Camp Page, Korea where he served as a Military Intelligence Officer for six months. In early 2003, he was selected to serve as the Battalion Executive Officer for a unit comprised of more than 300 soldiers, 24 attack helicopters and more than \$400 million worth of equipment.

In January 2004, he briefly returned to Fort Hood, Texas to serve as the Training Officer for the 1st Cavalry Division. Two months later, he deployed in support of Operation Iraqi Freedom II, serving as a Combat Attack Helicopter Commander and flying more than 1,000 combat hours in support of five maneuver Brigades within the 1st Cavalry Division. His missions included convoy security operations; VIP escorts for former President George W. Bush, former Secretary of Defense Donald Rumsfeld and former Secretary of State Condoleezza Rice; and search and destroy missions to suppress insurgent activities.

During his service, Kotwica was awarded with the Army Achievement Medal, the Army Commendation Medal, the Meritorious Service Medal and the Bronze Star.

Kotwica played at Army from 1993-96 and was a three-year starter at linebacker. He was the captain of the only 10-win team in Army history, leading the Black Knights to a 10-2 record and the program's most recent Commander-in-Chief's Trophy in 1996.

STAFF BIOS

Kotwica and his wife, Christina, have four children: daughters, Analyssa and Arianna, and sons, Christian and Brayden.

KOTWICA FOOTBALL HISTORY

1993-96	Linebacker	United States Military Academy
2005-06	Defensive Coordinator	USMA Prep School
2007-08	Quality Control – Defense/Special Teams	New York Jets
2009-12	Assistant Special Teams Coach	New York Jets
2013	Special Teams Coordinator	New York Jets
2014-Present	Special Teams Coordinator	Washington Redskins



SEAN MCVAY

OFFENSIVE COORDINATOR

7TH NFL SEASON // 6TH WITH REDSKINS

Sean McVay was named the Redskins' offensive coordinator on January 15, 2014. McVay enters the 2015 season in his second season as the team's offensive coordinator after spending three seasons as the team's tight ends coach (2011-13) and one as an offensive assistant (2010).

In his first season as Offensive Coordinator in 2014, McVay helped the offense to a top 10 league ranking in yards per play (5.7) despite starting three different quarterbacks. His work with the three passers was instrumental in setting a team record for completion percentage (66.5 percent) and helped facilitate the explosive debut season of wide receiver DeSean Jackson, who averaged a league-best 20.9 yards per reception and became only the fourth player in team history to lead the NFL in that category.

In 2013, McVay played a crucial role in the development of rookie tight end Jordan Reed, who compiled 45 receptions for 499 yards – both Redskins' single-season rookie tight end records – despite Reed playing in only nine games. Under McVay's tutelage, Reed joined Chris Cooley (2004) as the only Redskins tight ends named to the PFWA All-Rookie Team. In addition, McVay helped tight end Logan Paulsen from an undrafted free agent into a 30-game starter from 2010-13, with Paulsen increasing his reception totals each season.

During Washington's NFC East championship season in 2012, McVay's unit produced despite losing starting tight end Fred Davis to a torn Achilles tendon in Week 7. Davis had led the team in both receptions (24) and receiving yards (325) through seven games before being placed on the Reserve/Injured list. McVay guided a unit that provided reliable receiving options on top of contributing significantly as blockers to the Redskins' league-leading 2,709 rushing yards.

In 2011, McVay played an integral role in Davis' emergence, as the then-fourth-year tight end surpassed his previous career highs despite playing in only 12 games. Davis caught 59 passes for 796 yards, the second-highest total on the team in both categories. Before missing the final four games of the season, Davis was on pace to set a franchise record in receiving yards by a tight end and was on pace to post the first 1,000-yard receiving season by a tight end in Redskins history.

McVay served as an offensive assistant to the Redskins in 2010, in addition to working with the tight ends during the final four weeks of the season following coach Jon Embree's departure. The Redskins offense ranked eighth in the NFL in passing yards per game (244.6) and tight end Chris Cooley ranked second among NFL tight ends in receptions (77) and third in receiving yards (849). The offensive unit also set a franchise record for completions in a season (349), and registered a touchdown pass in 15 consecutive games for the first time in team history. The Redskins' offense led the NFL with nine completions of at least 50 yards, including one in four consecutive games for the first time since 1987.

McVay joined the Redskins prior to the 2010 season after an undefeat-

ed regular season with the Florida Tuskers of the United Football League (UFL). The Tuskers finished a perfect 6-0 before losing in the UFL's inaugural championship game. McVay served as the Tuskers tight ends coach in addition to working closely with the team's running backs. McVay originally entered the National Football League as an offensive assistant with the Tampa Bay Buccaneers in 2008.

During his time in Tampa Bay, McVay worked closely with wide receiver Antonio Bryant, who recorded career highs in receptions (83), receiving yards (1,248), and touchdowns (seven), en route to winning The Sporting News Comeback Player of the Year Award.

McVay graduated from Miami University (Ohio) where he played wide receiver from 2004-07, earning Miami's Scholar-Athlete Award in 2007. His grandfather, John, served in various roles – including vice president/director of football operations from 1983-94 – for the San Francisco 49ers from 1979-95, overseeing five Super Bowl championship squads and earning induction into the 49ers Hall of Fame in 2013.

MCVAY FOOTBALL HISTORY

2004-07	Wide Receiver	Miami University
2008	Coaching Assistant	Tampa Bay Buccaneers
2009	Tight Ends Coach	Florida Tuskers (UFL)
2010	Offensive Assistant	Washington Redskins
2011-13	Tight Ends Coach	Washington Redskins
2014-Present	Offensive Coordinator	Washington Redskins



ROBB AKEY

DEFENSIVE LINE

2ND NFL SEASON // 1ST WITH REDSKINS

Robb Akey was named as the Redskins' defensive line coach on February 2, 2015.

Akey joined the Redskins with 26 years of coaching experience, including serving as the assistant defensive line coach for the Minnesota Vikings in 2014. Akey assisted with a defensive line that featured three new starters (defensive end Everson Griffen and defensive tackles Sharrif Floyd and Linval Joseph), helping Griffen post 12.0 sacks and rank second in the NFC and fourth in the NFL among defensive ends in that category. Under Akey's tutelage, Griffen was named NFC Defensive Player of the Month for October after posting an NFC-best six sacks in a four-game span.

Prior to entering the NFL with the Vikings, Akey was the Head Coach at the University of Idaho from 2007-12, leading the Vandals to their second bowl game in school history in 2009. That season, Akey led the second biggest turnaround in college football that year, improving the Vandals to 8-5 from 2-10 a year earlier. Akey's six-year stay at Idaho is tied for the third-longest tenure in Idaho history. In July 2009, Akey traveled overseas to show support for military installations in the Middle East with 4 other NCAA head football coaches.

Before his time at Idaho, Akey spent the previous eight seasons at Washington State, where he mentored the defensive line from 1999-2002 and served as Defensive Coordinator from 2003-06. While coaching the Cougars, Akey led defensive tackle Rien Long to 1st-Team All-America honors as well as the Outland Trophy, given annually to the nation's top interior lineman, in 2002. That season, Akey helped the Washington State defense set a school record for sacks with 55.

As the Cougars' Defensive Coordinator, Akey led one of the best defenses in school history. In 2003, Washington State led the nation in takeaways with 48 in addition to finishing fifth in pass efficiency defense and sixth in rush defense. While at Washington State, Akey helped the Cougars finish

STAFF BIOS

with three consecutive 10-win seasons and top-10 finishes from 2001-03, including winning the 2002 PAC-10 Championship and earning a trip to the 2003 Rose Bowl.

Akey spent 4 seasons (1995-98) at Northern Arizona, starting as Special Teams Coordinator and Linebacker Coach before being promoted to Defensive Coordinator in 1996.

Akey received his first coaching job in 1988 at his alma mater, Weber State. He started as an assistant defensive line coach for one season before being promoted to defensive line coach. Akey coached at Weber State from 1988-94, spending time as the defensive line coach, special teams coordinator and recruiting coordinator. From 1984-87, Akey appeared at tight end, outside lineabcker and defensive end during his four-year playing career at Weber State. Akey finished his career as the Wildcat leader in sacks and was named first-team All-Big Sky as a senior in 1987 in addition to receiving honorable mention All-American honors.

A native of Colorado Springs, Colo., Akey is a 1984 graduate of Wasson H.S. Akey and wife, Molly, have two sons, Jack and Daniel.

AKEY FOOTBALL HISTORY

1984-87	Tight End/Linebacker/Defensive End	Weber State
1988	Assistant Defensive Line Coach	Weber State
1989-94	Special Teams/Defensive Line Coach	Weber State
1995	Special Teams/Linebackers Coach	Northern Arizona
1996-98	Defensive Coordinator	Northern Arizona
1999-2002	Defensive Line Coach	Washington State
2003-06	Defensive Coordinator	Washington State
2007-12	Head Coach	Idaho
2014	Assistant Defensive Line Coach	Minnesota Vikings
2015-Present	Defensive Line Coach	Washington Redskins



BRADFORD BANTA

ASSISTANT SPECIAL TEAMS

19TH NFL SEASON // 2ND WITH REDSKINS

Bradford Banta was named the Redskins' assistant special teams coach on February 4, 2014. He is entering his second season with the team in 2015.

Prior to joining the Redskins, Banta spent six seasons with the Detroit Lions in various coaching capacities. From 2012-13, Banta served as the Lions' assistant linebackers coach. Under his guidance in 2012, the Lions linebacker corps of Stephen Tulloch, Justin Durant and DeAndre Levy led the Lions in total tackles, finishing with 112, 103 and 81, respectively. In 2013, he contributed to a breakout season for Levy, who led all NFL linebackers with six interceptions.

Banta served as the Lions' assistant special teams coach for four seasons from 2008-11. Banta helped John Wendling tie for first in the NFL in special teams tackles over the 2010-12 seasons (51). Under Banta in 2011, kicker Jason Hanson finished with 126 points, the fourth-best single-season total in Lions history, and Hanson's five 50-yard field goals made him the first player in NFL history to kick 50 50-yard field goals in his career.

In 2010, the Lions' kick return unit was the third-most improved unit in the NFL in kickoff return average with 3.5 more yards per return than in 2009. Detroit also had the NFL's 10th-most significant improvement in punt return average in 2010 (8.8 avg. in 2009, 12.1 avg. in 2010). Detroit had the fourth-most improved kickoff coverage unit, allowing an average of 2.7 less yards per each kick return in 2010.

Before joining the Lions as a coach in 2008, Banta spent the 2007 season as a tight ends coach for the University of Tennessee-Chattanooga.

After being drafted by the Indianapolis Colts in the fourth round of the 1994 NFL Draft, Banta spent six seasons with the Colts and established himself as one of the league's best long snappers. He joined the New York Jets for the 2000 season before playing three seasons with the Detroit Lions from 2001-03. He finished his 11-year playing career with Buffalo in 2004.

Upon his retirement from the NFL, Banta worked with George Wright Construction, as a supervisor, for a year and in Chase's Home Financial Division for nearly two years in Chattanooga, Tenn.

Banta was a two-year starter at tight end at the University of Southern California (1989-93) as well as a four-time letter-winner. He earned Honorable Mention All-Pac 10 Conference honors as a junior and senior and received his bachelor's degree in communications with a minor in sociology in 1993.

A native of Baton Rouge, La., Banta was a Parade All-American as a senior at University High School and helped them to the state championship (1988) while playing tight end and linebacker. He and his wife, Amy, have three children.

BANTA FOOTBALL HISTORY

1989-93	Tight End	Southern California
1994-99	Tight End/Long Snapper	Indianapolis Colts
2000	Tight End/Long Snapper	New York Jets
2001-03	Tight End/Long Snapper	Detroit Lions
2004	Tight End/Long Snapper	Buffalo Bills
2007	Tight Ends Coach	University of Tennessee-Chattanooga
2008-11	Assistant Special Teams Coach	Detroit Lions
2012-13	Assistant Linebackers Coach	Detroit Lions
2014-Present	Assistant Special Teams Coach	Washington Redskins



MALCOLM BLACKEN

DIRECTOR OF
PLAYER DEVELOPMENT

18TH NFL SEASON // 9TH WITH REDSKINS

Malcolm Blacken enters his third season as the Redskins' Director of Player Development in 2015 after being named to the position on March 13, 2013.

Blacken's hiring served to start his third stint with Washington, having previously served as a strength and conditioning coach for the Redskins on two previous occasions (1996-2000 and 2010). In his last season in Washington in 2010, Blacken was responsible for assisting with all aspects of the Redskins' strength and conditioning program.

From 2011-12, Blacken served as the Director of Speed, Strength & Conditioning for the University of Colorado. He worked directly with the football program on a day-to-day basis while overseeing the speed, strength and conditioning needs of all 16 of Colorado's varsity programs.

In between his first two stops in Washington, Blacken spent nine years as Detroit Lions' strength and conditioning coach from 2001-09. Blacken was an assistant strength coach for the University of Virginia's football program in 1995 and worked with all other sports in the Cavaliers' athletic department as well. For three years (1992-94), Blacken served as the head strength and conditioning coach for George Mason University, where he oversaw the program for all of the university's varsity sports.

Blacken began his coaching career at the University of South Carolina in 1990-91 as the football program's assistant strength and conditioning coach.

Blacken graduated from Virginia Tech in 1989 with bachelor's degrees in art and physical education. He was a Hokies running back from 1984-88

STAFF BIOS

and was a four-time letter winner. While at Virginia Tech, Blacken was a two-time winner of the Super Iron Hokie Award (1987-88), which is given yearly to the football program's strongest player at each position.

Off the field, Blacken is an accomplished artist whose paintings have been displayed across the country. Recently, he participated in the 2014 NFLPA Smocks & Jocks Jazz Brunch and Art Auction during Super Bowl Week in New York City. More about Blacken's art can be accessed by visiting ArtByMalcolm.com.



BILL CALLAHAN

OFFENSIVE LINE

17TH NFL SEASON // 1ST WITH REDSKINS

The Washington Redskins named Bill Callahan as the team's offensive line coach on January 15, 2015.

Callahan is entering his 17th NFL season in 2015 as part of a career that includes head coaching stints at both the pro and collegiate levels as well as the 2002 AFC Championship with the Oakland Raiders.

Entering 2015, Callahan has been a member of an offensive staff that has finished in the Top 5 in the NFL in rushing or passing 10 times, including a No. 1 overall finish in rushing twice (2000, 2009) and passing once (2002). Callahan has had 10 offensive linemen combine for 22 Pro Bowl selections during his career.

Prior to joining the Redskins, Callahan most recently served as offensive coordinator/offensive line coach for the Dallas Cowboys from 2012-14 and helped guide the franchise to its first NFC East title since 2009 in his final season. In 2014, the Cowboys finished second in the NFL in rushing (147.1) with running back DeMarco Murray leading the league in rushing and setting a Dallas franchise record with 1,845 yards. Callahan had two offensive linemen named to The Associated Press' 2014 All-Pro team (tackle Tyron Smith and guard Zack Martin) and had another (center Travis Frederick) selected with Smith and Martin to the Pro Bowl.

Callahan, 58 at the time of his hiring, served as assistant head coach/offensive line coach of the New York Jets from 2008-11. During his tenure with the Jets, the offense ranked second in the NFL in rushing yards per game (137.9) and appeared in two consecutive AFC Championship games (2009-10). In his four seasons, Callahan coached three offensive linemen to nine Pro Bowl appearances (Nick Mangold, 4; D'Brickshaw Ferguson, 3; and Alan Faneca, 2) and helped Mangold earn AP All-Pro honors in the 2009-10 seasons.

Prior to his time in New York, Callahan served as head coach at the University of Nebraska from 2004-07, leading the Cornhuskers to a Big 12 Conference Championship Game appearance in 2006 and two bowl invitations in his four seasons.

Callahan spent six seasons with the Oakland Raiders from 1998-2003, serving as offensive coordinator for four years before becoming the 13th head coach in Raiders history from 2001-02. In 2002, Oakland's offense set a team record for total offense with an NFL-best 6,237 yards and led the NFL in passing yards (4,689) en route to an appearance in Super Bowl XXXVII. He became the fourth rookie head coach in NFL history to earn a Super Bowl berth.

Before joining the Raiders, Callahan coached the offensive line for the Philadelphia Eagles from 1995-97. His unit helped the Eagles rank second in the NFC in passing, fifth in rushing and third in total offense in 1997. Prior to joining the Eagles, Callahan accrued 15 seasons of coaching experience in various capacities at Illinois (1980-86), Northern Arizona (1987-88), Southern Illinois (1989) and Wisconsin (1990-94).

Callahan started at quarterback for three seasons (1975-77) at Illinois Benedictine (lisle, Ill.) where he earned honorable-mention all-America honors in 1976 and 1977 and graduated with a BA in Physical Education in 1978. In 2004, he was inducted into the Benedictine University Athletics

Hall of Fame.

Callahan was born in Chicago, where he attended Mendel Catholic H.S. He and his wife, Valerie, have four children: daughters Cathryn and Jaelyn, and sons Brian and Daniel.

CALLAHAN FOOTBALL HISTORY

1975-77	Quarterback	Benedictine (Ill.)
1978	Assistant Coach	Oak Lawn H.S. (Ill.)
1979	Assistant Coach	De La Salle H.S. (Ill.)
1980-81	Associate Coach	Illinois
1982-83	Special Teams/Tight Ends Coach	Illinois
1984-85	Offensive Line Coach	Illinois
1986	Quarterbacks Coach	Illinois
1987-88	Offensive Line Coach	Northern Arizona
1989	Offensive Coordinator	Southern Illinois
1990-94	Offensive Line Coach	Wisconsin
1995-97	Offensive Line Coach	Philadelphia Eagles
1998	Offensive Coordinator/Tight Ends Coach	Oakland Raiders
1999-2001	Offensive Coordinator/Off. Line Coach	Oakland Raiders
2002-03	Head Coach	Oakland Raiders
2004-07	Head Coach	Nebraska
2008-11	Assistant Head Coach/Off. Line Coach	New York Jets
2012-14	Offensive Coordinator/Off. Line Coach	Dallas Cowboys
2015-Present	Offensive Line Coach	Washington Redskins



MATT CAVANAUGH

QUARTERBACKS

32ND NFL SEASON // 1ST WITH REDSKINS

Matt Cavanaugh was named as the Redskins' quarterbacks coach on January 28, 2015.

Cavanaugh joined the Redskins in 2015 with 22 seasons of previous coaching experience across the professional and collegiate levels. The 2015 season will mark the 32nd NFL season of Cavanaugh's career, including 14 combined seasons as a quarterback for the New England Patriots, San Francisco 49ers, Philadelphia Eagles and New York Giants from 1978-91 and 17 seasons as an NFL coach.

Cavanaugh most recently served as quarterbacks coach of the Chicago Bears from 2013-14. In 2013, under Cavanaugh's tutelage, the Bears' quarterbacks rewrote the franchise singleseason record books setting team records in passer rating (96.9), passing yards (4,450), passing touchdowns (32) and completion percentage (64.4). It was his second stint in Chicago after having served as the team's offensive coordinator from 1997-98.

Cavanaugh spent four seasons working with quarterbacks for the New York Jets from 2009-12. During those four seasons, the Jets made two AFC Championship game appearances.

Cavanaugh joined the Jets after four seasons as the offensive coordinator and quarterbacks coach at his alma mater, the University of Pittsburgh, in 2005-08. It was his second stint at Pitt after making his coaching debut in 1993 working with the Panthers' tight ends. As offensive coordinator, Cavanaugh helped tutor future NFL running backs LeSean McCoy and LaRod Stephens-Howling.

Cavanaugh served as the Baltimore Ravens' offensive coordinator from 1999-2004, a tenure that included the franchise's 34-7 Super Bowl XXXV victory in 2000. During that season, the Ravens ground game churned out a franchise-record 2,199 yards, fifth most in the NFL.

Prior to his first tenure in Chicago from 1997-98, Cavanaugh served as quarterbacks coach for the San Francisco 49ers in 1996, helping Steve

STAFF BIOS

Young lead the NFL in passer rating (97.2) and completion percentage (67.7). He got his first taste of NFL coaching in 1994, working as the quarterbacks coach of the Arizona Cardinals, a position he held for two years.


Cavanaugh won two Super Bowl titles as a backup quarterback with the New York Giants (Super Bowl XXV) and the 49ers (Super Bowl XIX). He was a second-round selection (50th overall) of the Patriots in 1978 NFL Draft, spending five seasons with New England (1978-82) before stints with the 49ers (1983-85), Eagles (1986-89) and Giants (1990-91). He appeared in 112 career contests with 19 starts, completing 305-of-579 passes for 4,332 yards and 28 touchdowns.

As a collegiate quarterback, Cavanaugh guided Pitt to the 1976 National Championship and was named the Sugar Bowl MVP after a 27-3 victory over Georgia. He earned All-America honors as a senior in 1977. Cavanaugh earned his bachelor's degree from Pitt in administration of justice.

A native of Youngstown, Ohio, Cavanaugh attended Chaney H.S. He is married to his wife, Maria. He has three children: Amy, Andrew, and Mollie.

CAVANAUGH FOOTBALL HISTORY

1974-77	Quarterback	Pittsburgh
1978-82	Quarterback	New England Patriots
1983-85	Quarterback	San Francisco 49ers
1986-89	Quarterback	Philadelphia Eagles
1990-91	Quarterback	New York Giants
1993	Tight Ends Coach	Pittsburgh
1994-95	Quarterbacks Coach	Arizona Cardinals
1996	Quarterbacks Coach	San Francisco 49ers
1997-98	Offensive Coordinator	Chicago Bears
1999-2004	Offensive Coordinator	Baltimore Ravens
2005-08	Offensive Coordinator/QBs Coach	Pittsburgh
2009-12	Quarterbacks Coach	New York Jets
2013-14	Quarterbacks Coach	Chicago Bears
2015-Present	Quarterbacks Coach	Washington Redskins



MIKE CLARK

HEAD STRENGTH AND CONDITIONING

12TH NFL SEASON // 1ST WITH REDSKINS

Mike Clark was named as the Redskins' head strength and conditioning coach on January 27, 2015.

Clark is entering his 12th NFL season after having most recently served as Strength and Conditioning Coordinator for the Chicago Bears from 2013-14. Prior to his tenure in Chicago, he spent three seasons (2010-12) as the strength and conditioning coach for the Kansas City Chiefs from 2010-12 after serving in the same capacity for six years with the Seattle Seahawks from 2004-09. He was named the NFL Strength and Conditioning Coach of the Year by American Football Monthly in 2005 and was a part of the Seahawks staff that advanced to Super Bowl XL under Head Coach Mike Holmgren.

Prior to joining the NFL ranks, Clark was inducted into the USA Strength and Conditioning Coaches Hall of Fame in 2003 after 25 years working at the collegiate level.

Clark served as the strength and conditioning coach for 14 seasons at Texas A&M (1990-2003), adding the duties of assistant athletic director in 2000. During his time with the Aggies, he was named the Strength Coach of the Year in 1993 and 2000 by the Collegiate Strength and Conditioning Coaches Association. Clark also served as president of the Collegiate

Strength and Conditioning Coaches Association in 2000.

Prior to his time at Texas A&M, Clark served as the strength and conditioning coach at USC (1988-89), Oregon (1983-87), Kansas (1982) and Wyoming (1981).

The native of Wichita, Kan., was the defensive coordinator and linebackers coach at Topeka (Kan.) H.S. from 1979-80. He originally entered the coaching ranks as a graduate assistant with Kansas (1977-78).

Clark played high school football at Oak Park H.S. in Kansas City and continued as a center at Ottawa (Kan.) University. He and his wife, Kris, have three children, Matthew, J.J. and Alicia.

CLARK FOOTBALL HISTORY

1977-78	Graduate Assistant	Kansas
1979-80	Defensive Coordinator/LBs Coach	Topeka (Kan.) H.S.
1981	Strength and Conditioning Coach	Wyoming
1982	Strength and Conditioning Coach	Kansas
1983-87	Strength and Conditioning Coach	Oregon
1988-89	Strength and Conditioning Coach	Southern California
1990-2003	Strength and Conditioning Coach	Texas A&M
2004-09	Strength and Conditioning Coach	Seattle Seahawks
2010-12	Strength and Conditioning Coach	Kansas City Chiefs
2013-14	Strength and Conditioning Coord.	Chicago Bears
2015-Present	Head Strength and Conditioning	Washington Redskins



SHANE DAY

ASSISTANT OFFENSIVE LINE

7TH NFL SEASON // 2ND WITH REDSKINS

Shane Day joined the Redskins as an assistant offensive line coach on February 4, 2014.

In his first season in Washington, Day helped guide a unit that produced a repeat Pro Bowl selection (tackle Trent Williams) and paved the way for Pro Bowl running back Alfred Morris to produce a third consecutive 1,000-yard rushing season.

Day joined the Redskins in 2014 with 13 years of previous coaching experience across the high school, collegiate and professional levels. He spent the 2012-13 seasons as the quarterbacks coach for the University of Connecticut. In 2013, Day helped the Huskies reverse an 0-9 start to the season, helping the team throw for seven touchdowns to only one interception in a three-game winning streak to close the season after adding play-calling duties.

Day joined the Redskins in 2014 as a veteran of five NFL seasons, having assisted the San Francisco 49ers in a quality control role from 2007-09 and coaching quarterbacks for the Chicago Bears from 2010-11. As a member of the Bears' staff, Day helped the Bears to an 11-5 record in 2010, securing an NFC North championship and an NFC Championship Game appearance. He worked alongside offensive coordinator and former NFL head coach Mike Martz during his time in Chicago.

Prior to his time with the Bears, Day spent three seasons with the San Francisco 49ers, helping the team's quarterbacks in 2007, running backs in 2008 and offensive line in 2009. During Day's time in San Francisco, running back Frank Gore gained 3,258 rushing yards, fifth-most in the NFL in that three-year span.

Day was an offensive quality control coach at Michigan in 2005-06. Among his duties in Ann Arbor were the evaluation of quarterback recruits and the development of the quarterbacks already in the program. Day helped the Wolverines earn a berth in the 2007 Rose Bowl against USC.

Day began his coaching career at Auburn (Wash.) Riverside H.S., where

STAFF BIOS

he spent one season coaching the wide receivers (2001) and three overseeing the quarterbacks (2002-04), adding the duties of offensive coordinator during his final two years.

Day played collegiate football as a wide receiver at Rhodes College in Memphis, Tenn., where he also lettered in baseball. A native of Manhattan, Kan., he graduated from Kansas State in 1999 with a degree in English.

Day and his wife Christie are the parents of a daughter, Vivienne.

DAY FOOTBALL HISTORY

2001	Wide Receivers Coach	Auburn (Wash.) Riverside H.S.
2002	Quarterbacks Coach	Auburn (Wash.) Riverside H.S.
2003-04	Quarterbacks Coach/O.C.	Auburn (Wash.) Riverside H.S.
2005-06	Offensive Quality Control	Michigan
2007-09	Offensive Quality Control	San Francisco 49ers
2010-11	Quarterbacks Coach	Chicago Bears
2012-13	Quarterbacks Coach	UConn
2014-Present	Assistant Offensive Line Coach	Washington Redskins



CHAD ENGLEHART

ASSISTANT STRENGTH
AND CONDITIONING

6TH NFL SEASON // 6TH WITH REDSKINS

Chad Englehart is entering his sixth season with the Redskins as the team's assistant strength and conditioning coach.

Prior to joining the Redskins, Englehart served as the head strength and conditioning coach with the Florida Tuskers of the United Football League in 2009. During that time, he worked with Redskins Head Coach Jay Gruden, who served as the Tuskers' offensive coordinator that season. The Tuskers finished with a perfect 6-0 regular season record before losing in the UFL's inaugural championship game.

In 2008, Englehart served as director of strength and conditioning at X-Cel Sports Performance in Louisiana. Before that, he was head strength and conditioning coach at HS2 Athletic Performance in Mandeville, La. (2007) and at the University of New Orleans (2006).

Englehart holds an M.S. in human movement with a concentration in corrective exercise from A.T. Still University. He also holds a B.S. in kinesiology with a concentration in exercise science from Southeastern Louisiana University. He is a certified strength and conditioning specialist with the National Strength and Condition Association and is a Performance Enhancement Specialist and Corrective Exercise Specialist with the National Academy of Sports Medicine (NASM). Englehart also holds certifications with USA Weightlifting and USA Track and Field in addition to a Functional Movement Screen and TRX Suspension Training certifications as well as a Fitness Nutrition Specialist certification from the NASM.

Englehart and his wife, Lyndsey, have two daughters, Blair and Elise.



PERRY FEWELL

DEFENSIVE BACKS

18TH NFL SEASON // 1ST WITH REDSKINS

The Washington Redskins named Perry Fewell as the team's defensive backs coach on January 27, 2015.

Fewell is entering his 18th NFL season in 2015 after having spent the last five seasons as defensive coordinator of the New York Giants, a stint that included a 21-17 victory over the New England Patriots in Super Bowl XLVI. In Fewell's five seasons in New York from 2010-14, his unit amassed 160 takeaways, second-most in the NFC and third-most in the NFL.

During the team's Super Bowl campaign in 2011, the Giants were fourth in the NFL in both takeaways (35) and turnover differential (plus-14). In four postseason victories that year, the Giants allowed an average of 14.0 points per game, joining the 2000 Baltimore Ravens as the only team since the turn of the century to allow 14 or fewer points per game in a postseason run requiring all four rounds.

Prior to joining the Giants, Fewell spent four seasons as the Buffalo Bills' defensive coordinator from 2006-09. He was the team's interim head coach for the final seven games of the 2009 season, earning three wins. In 2009, his guidance helped rookie safety Jairus Byrd tie for the NFL lead with nine interceptions in only 14 games and helped Byrd become the first Bills rookie to be selected to the Pro Bowl since Greg Bell in 1984.

Fewell coached defensive backs for the Chicago Bears in 2005 when the Bears led the NFC with 24 interceptions and cornerback Nathan Vasher and safety Mike Brown were both selected to the Pro Bowl. Fewell had previously served as secondary coach of the St. Louis Rams from 2003-04.

Fewell entered the NFL as the defensive backs coach for the Jacksonville Jaguars in 1998, a position he held through the 2002 season. Jacksonville's pass defense ranked third in the NFL during a 14-2 season in 1999.

Fewell spent 13 years coaching at the collegiate level prior to entering the NFL. He began his coaching career as a graduate assistant at the University of North Carolina from 1985-86. He was the defensive backs coach at Army in 1987, and the following year, he began a four-year stint as the wide receivers coach at Kent State. In 1992, he returned to West Point, where he spent three seasons as the defensive line coach. Fewell's final college job was at Vanderbilt, where he coached the secondary from 1995-97 and was also assistant head coach in his final season there.

Fewell lettered as a defensive back at Lenoir-Rhyne (N.C.) from 1980-83 and was part of the university's Hall of Fame class in 2011. A native of Gastonia, N.C., he was on the football and track teams at South Point H.S. in Belmont, N.C., and was inducted into the Belmont Sports Hall of Fame in 2001. He also earned induction into the Gaston County, N.C. Hall of Fame in June 2012.


Fewell and his wife, Kathleen, have two sons.

FEWELL FOOTBALL HISTORY

1980-83	Defensive Back	Lenoir-Rhyne
1985-86:	Graduate Assistant	North Carolina
1987:	Defensive Backs Coach	U.S. Military Academy
1988-91:	Wide Receivers Coach	Kent State
1992-94:	Defensive Line Coach	U.S. Military Academy
1995-97:	Secondary Coach	Vanderbilt
1998-2002:	Defensive Backs Coach	Jacksonville Jaguars
2003-04:	Secondary Coach	St. Louis Rams
2005:	Defensive Backs Coach	Chicago Bears
2006-09*:	Defensive Coordinator	Buffalo Bills
2010-14:	Defensive Coordinator	New York Giants
2015-Present	Defensive Backs Coach	Washington Redskins

*Served as Interim Head Coach for final seven games of 2009 season

STAFF BIOS



CHAD GRIMM

DEFENSIVE
QUALITY CONTROL

7TH NFL SEASON // 1ST WITH REDSKINS

The Washington Redskins named Chad Grimm as a defensive quality control coach on January 29, 2015.


Grimm is entering his seventh NFL season after spending the last two years in the same capacity with the San Diego Chargers. Grimm spent his first four NFL seasons with the Arizona Cardinals after entering the league in 2009 as an offensive quality control coach.

Grimm comes from a football pedigree. He is the son of Russ Grimm, a Pro Football Hall of Famer and three-time Super Bowl champion who stands as one of the most decorated players in Redskins history. Russ – a founding member of the franchise’s famed “Hogs” – played 11 seasons in Washington from 1981-91 and served in various assistant roles for the team from 1992-2000. His brother, Cody, played at Virginia Tech and was a seventh-round draft pick by Tampa Bay in 2010 who played safety for the Buccaneers from 2010-12.

Grimm played collegiately as a linebacker and special teamer at Virginia Tech from 2003-06. The Fairfax native played both football and lacrosse at Oakton H.S. in Vienna, Va., helping the school reach the state finals in both sports for the first time in school history.

GRIMM FOOTBALL HISTORY

2003-06	Linebacker	Virginia Tech
2009-12	Offensive Quality Control	Arizona Cardinals
2013-14	Defensive Quality Control	San Diego Chargers
2015-Present	Defensive Quality Control	Washington Redskins



IKE HILLIARD

WIDE RECEIVERS

17TH NFL SEASON // 3RD WITH REDSKINS

Ike Hilliard returned for his second stint as the Redskins’ wide receivers coach on January 20, 2014.

In his return to Washington in 2014, Hilliard oversaw the incorporation of free agent signing DeSean Jackson into the team’s offense. Jackson led the Redskins with 1,169 receiving yards on 56 receptions, becoming the fifth member of the Redskins to post 1,000 receiving yards in his first season in Washington (Bobby Mitchell in 1962, Henry Ellard in 1994, Laveranues Coles in 2003 and Santana Moss in 2005). Jackson averaged an NFL-best 20.9 yards per reception and was the first member of the Redskins to finish a season as the NFL leader in yards per reception since Henry Ellard (19.5 in 1996).

Hilliard served as wide receivers coach for the Buffalo Bills in 2013, helping mold a young group that included rookie second-round pick Robert Woods (40 receptions for 587 yards with three touchdowns) and rookie third-round pick Marquise Goodwin (17 receptions for 283 yards with three touchdowns).

In his first stint with the Redskins in 2012, Hilliard guided the team’s

receivers to the franchise’s first division title since 1999. He integrated free agents Pierre Garçon and Joshua Morgan into the offense, helping Garçon lead the team in receiving yards (633 in only 10 games) and helping Morgan lead the Redskins in receptions (48). Hilliard also oversaw the resurgence of veteran slot receiver Santana Moss, who caught 41 passes for 573 yards and eight touchdowns, his most since recording nine receiving touchdowns in his first season in Washington in 2005. The group’s toughness on the perimeter also helped the offense rush for a league-best 2,709 yards, a franchise record.

In 2011, Hilliard served as the assistant wide receivers coach for the Miami Dolphins. He helped in the development of wide receiver Brandon Marshall, who was selected for his third Pro Bowl and first as a member of the Dolphins. Additionally, Marshall finished third in the AFC in receiving yards with 1,214 and recorded his fifth-consecutive 1,000-plus yard season.

Prior to joining the Dolphins, Hilliard spent two seasons coaching for the Florida Tuskers of the United Football League. Hilliard worked as a volunteer coach with the Tuskers in 2009 under current Redskins Defensive Coordinator Jim Haslett, who served as the team’s head coach. Hilliard was elevated to the position of Receivers Coach for 2010 under current Redskins Head Coach Jay Gruden.

As a player, Hilliard was a first-round selection in the 1997 NFL Draft (No. 7 overall). He played 12 seasons, eight with the New York Giants (1997-2004) and four with the Tampa Bay Buccaneers (2005-08). In 161 career games (106 starts), Hilliard caught 546 passes for 6,397 yards and 35 touchdowns.

Hilliard played collegiately at the University of Florida from 1994-96, catching 126 passes for 2,214 yards and 26 touchdowns. He earned first-team All-SEC and All-America honors as a junior and, in the final game of the season, finished with seven catches for 150 yards and three touchdowns in leading the Gators to a 52-20 Sugar Bowl win to secure the school’s first national championship.

Hilliard is a native of Patterson, La.

HILLIARD FOOTBALL HISTORY

1994-96	Wide Receiver	Florida
1997-2004	Wide Receiver	New York Giants
2005-08	Wide Receiver	Tampa Bay Buccaneers
2009	Volunteer Coach	Florida Tuskers (UFL)
2010	Wide Receivers Coach	Florida Tuskers
2011	Assistant Wide Receivers Coach	Miami Dolphins
2012	Wide Receivers Coach	Washington Redskins
2013	Wide Receivers Coach	Buffalo Bills
2014-Present	Wide Receivers Coach	Washington Redskins



RANDY JORDAN

RUNNING BACKS

12TH NFL SEASON // 2ND WITH REDSKINS

Randy Jordan was named the Redskins’ running back coach on January 26, 2014.

Jordan is a veteran of nine NFL seasons as a player from 1993-2002, appearing in 122 career games with the Raiders and Jaguars. He was the recipient of the NFL Unsung Hero Award and the Ed Block Courage Award in 2001 and served as special teams captain for the Raiders’ AFC Championship team in 2002.

In his first season in Washington in 2014, Jordan helped running back Alfred Morris earn his second consecutive Pro Bowl berth, making Morris the first Redskins running back selected to consecutive Pro Bowls

STAFF BIOS

since Stephen Davis in 1999-2000. Morris posted joined Davis as the only backs in team history to record three consecutive 1,000-yard rushing seasons. Jordan's work was also evident in the play of fullback Darrel Young, who matched his career highs in rushing touchdowns (three) and receiving touchdowns (two) en route to a career-high five total touchdowns in 2014.

Before joining the Redskins, Jordan spent two years as the running backs coach at the University of North Carolina. In his first season with UNC in 2012, Jordan's Tar Heels averaged 193.8 rushing yards per game, third-most in the Atlantic Coast Conference and the program's highest average since 1994. That season, he tutored tailback Giovani Bernard – who played for current Redskins Head Coach Jay Gruden in Cincinnati in 2013 – to one of the best seasons in UNC history, helping Bernard average 122.8 rushing yards per game, most in the ACC and 11th in the nation.

Jordan was part of an offensive staff that helped Carolina set more than 35 school records, including total points, points per game and total offense.

Jordan coached running backs at Texas A&M for four seasons from 2008-11. In 2011, the Aggies averaged 199.1 rushing yards per game, fourth-most in the Big 12 Conference, and had two different backs – Cyrus Gray and Christine Michael – finish among the top five in the conference in rushing yards per game. Under Jordan's tutelage, Gray was a three-time All-Big 12 performer and exiting ranking third in conference history in all-purpose yards.

Jordan came to AggieLand from the University of Nebraska where he served as the running backs coach for the Cornhuskers from 2004-07. Jordan helped shape the I-back position, coaching two 1,000-yard rushers in Cody Ross in 2004 and Marlon Lucky in 2007. He oversaw a committee of backs in 2006 that produced nearly 2,400 rushing yards and 26 rushing touchdowns, as an improved effort on the ground helped NU move from 107th in 2005 to 23rd nationally in rushing offense in 2006.

Jordan began his coaching career with the Oakland Raiders as a special teams assistant midway through the 2003 season. He played nine years in the NFL as a running back, playing in 122 career games from 1993 through 2002. He began his career with the Los Angeles Raiders before joining the expansion Jacksonville Jaguars in 1995 and playing three seasons. Jordan holds the distinction of scoring the very first touchdown for the Jacksonville club, a 71-yard reception against Cincinnati in 1995.

After the 1997 season, Jordan rejoined the Raiders' organization where he played five more seasons. In 1998, Jordan rushed for 159 yards for the Raiders. He had a career-high 213 yards rushing and three touchdowns in helping the Raiders reach the AFC Championship Game in 2000. He also caught 27 passes for 299 yards and a touchdown that same season.

Jordan finished his career with 574 yards rushing and seven touchdowns, while making 58 catches for 596 yards and two touchdowns. Jordan was also a standout special teams player. He finished his career with 801 yards on 38 career kick returns, including a season best of 553 yards on 26 returns for Jacksonville in 1996. He also recorded 64 career tackles on special teams.

Jordan played for the University of North Carolina and head coach Mack Brown from 1989-92. He earned three letters for the Tar Heels rushing for 1,134 yards and nine touchdowns in his career, including 618 yards and seven touchdowns in 1991.

Jordan earned his degree in speech communication from North Carolina in 1993. He was born in Manson, N.C. Jordan and his wife, Romonda, have a daughter, Raven, and two sons, Jalen and Justin.

JORDAN FOOTBALL HISTORY

1989-92	Running Back	North Carolina
1993	Running Back	Los Angeles Raiders
1995-97	Running Back	Jacksonville Jaguars
1998-2002	Running Back	Oakland Raiders
2003	Special Teams Assistant	Oakland Raiders
2004-07	Running Backs Coach	Nebraska
2008-11	Running Backs Coach	Texas A&M
2012-13	Running Backs Coach	North Carolina
2014-Present	Running Backs Coach	Washington Redskins



PAUL KELLY

DIRECTOR OF
FOOTBALL OPERATIONS

17TH NFL SEASON // 6TH WITH REDSKINS

Paul Kelly enters his 17th NFL season and his sixth as the Redskins' Director of Football Operations in 2015. Kelly, who was named to the post on February 16, 2010, works directly with Head Coach Jay Gruden and is responsible for coordinating the team's daily operations, including all travel and accommodations for home and away games, managing all football department budgets, coordination of training camp logistics and managing the year-round football schedule.

Additionally, Kelly serves as the coaching staff's liaison on all matters relating to the athletic training, equipment, video and the public relations departments, serving as the point of communication in administering every Redskins practice and team function, including all mini-camps, OTA days and training camp.


Kelly previously spent five seasons with the Tampa Bay Buccaneers (2004-08) and six seasons with the Oakland Raiders (1998-2003). He spent the 2009 season assisting the broadcast team of ESPN's Monday Night Football.

In his five seasons with the Buccaneers, Kelly worked directly with Head Coach Jon Gruden in organizing football operations for the club and directed many of the day-to-day operations of the team. During Kelly's five seasons as a member of the Buccaneers' staff, the Buccaneers captured NFC South titles in 2005 and 2007.

Kelly spent six seasons (1998-2003) as an assistant on the Oakland Raiders coaching staff, which included three consecutive Division Championships (2000, 2001 & 2002). In 2002, he helped Head Coach Bill Callahan guide Oakland to its first Super Bowl appearance in 19 years as the Raiders represented the AFC in Super Bowl XXXVII.

Kelly graduated with a degree in business administration with an emphasis in new ventures and small business management from California State University Hayward in 1990. Prior to joining the Raiders, he owned and managed his own San Francisco Bay Area-based businesses.

Kelly and his wife, Catherine, have three children. His oldest, Colin, is a student at William & Mary. His daughter, Lauren, and son, Hunter, are high school students.



JOE KIM

ASST. STRENGTH & CONDITIONING/
SKILL DEVELOPMENT

23RD NFL SEASON // 1ST WITH REDSKINS

The Washington Redskins added Joe Kim as an assistant strength and conditioning/skill development coach during the 2015 offseason.

Kim joined the Redskins with 22 years of NFL experience as a consultant and assistant strength coach. He has worked for nine other NFL teams, most recently as a strength/skill development specialist with the Chicago Bears in 2014. In addition to his time in Chicago, his NFL tenure includes coaching or consulting stints with the Cleveland Browns, Dallas Cowboys, Green Bay Packers, Denver Broncos, Buffalo Bills, Miami Dolphins, New York Giants, Kansas City Chiefs.

Last season, Kim helped guide defensive lineman Stephen Paea – who signed with the Redskins as an unrestricted free agent during the 2015

STAFF BIOS

offseason – to a career-high six sacks. As a pass rush consultant with the Chiefs from 2010-12, he helped develop Pro Bowl linebackers Tamba Hali and Justin Houston, who combined for 51.0 sacks across those three seasons.

In 2010, Kim consulted with both the Giants and Chiefs, helping both teams finish in the Top 10 in the NFL in sacks. Three of the NFL's top nine sack leaders from that season were Kim students — Hali (No. 2, 14.5 sacks), and Justin Tuck and Osi Umenyiora (tied for seventh with 11.5 each).

Kim is a 7th Dan Black Belt recognized by the World Taekwondo Federation, Kukkiwon and USA Taekwondo. He has produced more than 250 black belts as well as several national and international champions. He was a multi-time member of the U.S. National Taekwondo team, earning bronze medals at the 1990 Pan Am Games and World Cup. Kim is a two-time U.S. Olympic Festival gold medalist and national champion.

Kim began his martial arts career in 1974 under the direction of his father, Myung Hwan Kim. He earned his first degree Black Belt in 1980 at 11 years of age. He attended St. Edward H.S. in Lakewood, Ohio. He and his wife, Jeana, have two daughters, Katie and Lexi.

KIM FOOTBALL HISTORY

1992-95	Asst. Strength Coach/Pass Rush Specialist	Cleveland Browns
1998	Pass Rush Consultant	Dallas Cowboys
1999-2000	Asst. Strength Coach/Pass Rush Specialist	Cleveland Browns
2001-06	Pass Rush Consultant	Miami Dolphins
2005	Pass Rush Consultant	Green Bay Packers
2007	Pass Rush Consultant	Denver Broncos
2009	Pass Rush Consultant	Penn State
2009	Pass Rush Consultant	Buffalo Bills
2010	Pass Rush Consultant	New York Giants
2010-12	Pass Rush Consultant	Kansas City Chiefs
2014	Strength/Skill Development Specialist	Chicago Bears
2015-Present	Asst. S&C/Skill Development	Washington Redskins



BRET MUNSEY

SPECIAL PROJECTS/
ASSISTANT SPECIAL TEAMS

3RD NFL SEASON // 2ND WITH REDSKINS

Bret Munsey was hired to oversee Special Projects as part of the team's coaching staff during the 2014 offseason. He handles special projects and serves as a special teams assistant.

Prior to joining the Redskins, Munsey served as a National Football Scout for the Philadelphia Eagles during the 2013 season. He spent the 2012 season as the head coach of the Orlando Predators of the Arena Football League. Prior to his stint in Orlando, he served two seasons as the director of player personnel for the Florida Tuskers of the UFL (2009-10), working with current Redskins head coach Jay Gruden. In 2011, the team moved to Virginia Beach, and as Director of Personnel, Munsey helped guide the Virginia Destroyers to the 2011 UFL Championship.

From 2006-08, Munsey served as head coach of the AFL's Philadelphia Soul, Munsey finished with a 35-20 overall record, including a 13-3 record and Arena Bowl title in 2008. In his first season with the Soul, Munsey led the team to their first postseason appearance in franchise history in his first season, finishing with a 9-7 record.

From 2003-05, Munsey served as the the secondary coach and director of player personnel for the Predators in his first stint in Orlando, working alongside Gruden, who was the team's head coach at the time. In 2002, Munsey was the head coach of the Tennessee Valley Vipers in the AF2

league, where he was named the league's coach of the year. He spent one season with the Carolina Cobras of the AFL in 2001, after beginning his coaching career in 2000 as the defensive coordinator of the Augusta Stallions of AF2.

A native of Winter Park, Fla., Munsey was a three-sport star at Winter Park H.S. He played collegiately at Concord University (W.Va.) and played professionally for the Predators from 1991-95.

MUNSEY FOOTBALL HISTORY

1991-95	Receiver/Defensive Back	Orlando Predators (AFL)
2000	Defensive Coordinator	Augusta Stallions (af2)
2001	Head Coach	Tennessee Valley Vipers (af2)
2002	Defensive Coordinator	Carolina Cobras (AFL)
2003-05	Personnel Dir./Secondary	Orlando Predators (AFL)
2006-08	Head Coach	Philadelphia Soul (AFL)
2009-10	Director of Personnel	Florida Tuskers (UFL)
2011-12	Director of Personnel	Virginia Destroyers (UFL)
2012	Head Coach	Orlando Predators (AFL)
2013	National Scout	Philadelphia Eagles
2014-Present	Special Projects	Washington Redskins



KIRK OLIVADOTTI

LINEBACKERS

13TH NFL SEASON // 13TH WITH REDSKINS

Kirk Olivadotti was named the Redskins' inside linebackers coach on January 16, 2014.

Olivadotti returned to the Redskins – with whom he spent 11 NFL seasons in various capacities from 2000-10 – in 2014 after three years coaching inside linebackers at the University of Georgia from 2011-13. Olivadotti is one of 11 members of the Redskins' assistant coach honor roll, which recognizes coaches with at least 10 seasons of service as an assistant in Washington.

In his first season back in Washington in 2014, Olivadotti's tutelage helped third-year linebacker Keenan Robinson blossom in his first season as a starter. Despite missing three games, Robinson led the Redskins with 108 total tackles (according to STATS, LLC), including a 14-tackle performance in a win vs. Tennessee in which Robinson earned NFC Defensive Player of the Week honors.

At Georgia, Olivadotti coached a linebacker corps that produced NFL draft picks Jarvis Jones and Alec Ogletree. The Bulldogs averaged 10 wins a season in Olivadotti's three years, including ending the 2012 season with a 12-2 record and a No. 5 national ranking.

During Olivadotti's initial 11-season stint with the Redskins, Washington finished in the top 10 in the NFL in overall defense on eight occasions. The Redskins allowed an average of 313.1 yards per game in Olivadotti's 11 years on staff, fourth-fewest in the NFC and seventh-fewest in the NFL in that time frame.

In 2009, he tutored a pair of linebackers to their first Pro Bowl in London Fletcher, who earned his initial trip in his 12th season, and Brian Orakpo, who was one of four NFL rookies selected. Fletcher led the Redskins in tackles with 172 and added two sacks, one interception and 10 passes defended. He eclipsed the 100-tackle mark for the 11th consecutive season.

Orakpo became the first Redskins defensive rookie to make the Pro Bowl since the 1970 merger. He is only the second Redskins rookie to be chosen, joining kick returner Tony Green (1978). Orakpo finished with 60 tackles, including three for loss, 11 sacks for 76 yards lost, one forced fumble and two passes defended. He led all rookies in sacks and tied for

STAFF BIOS

most among NFC linebackers with Dallas' DeMarcus Ware. Orakpo's 11 sacks finished tied for seventh in the NFL and fourth in the NFC, and set the franchise rookie record, surpassing the previous mark of six by Dean Hamel (1985) and Andre Collins (1990).

In 2008, Olivadotti's linebackers played a pivotal role in Washington ranking fourth overall in yards allowed per game (288.8), sixth in points allowed per game (18.5) and eighth in rushing yards allowed per game (95.4 yards).

The previous year, in Olivadotti's first season as linebackers coach, Washington finished eighth in the NFL in overall defense (305.3 yards per game) and fourth in the league in rush defense (91.3 yards per game). The tandem of Fletcher (156 tackles) and Rocky McIntosh (105 tackles) finished as the team's top tacklers.

Throughout his NFL coaching career, Olivadotti has worked with some of the best defensive minds in the NFL, including Ray Rhodes, Marvin Lewis, Gregg Williams, Greg Blache and Jim Haslett. Olivadotti began his NFL coaching career with the Redskins in 2000 as a defensive quality control coach. He served in that role for four seasons and also helped coach the defensive backs.


He continued as quality control coach in 2004, but also took on a role assisting the Redskins' special teams units. In 2006, Olivadotti's role expanded to working with the Redskins' defensive line.

Olivadotti began his coaching career on the college level, working with wide receivers and tight ends at Maine Maritime for one season (1997). He moved to Indiana State as an assistant coach for two years (1998-99) before making the transition to Washington and the NFL.

Olivadotti was a four-year letter winner as a wide receiver at Purdue from 1993-96. He earned his bachelor's degree in education and his master's degree in education administration, both from Purdue. He is the son of Tom Olivadotti, a long-time defensive coach in the NFL with Cleveland, Miami, Minnesota, the New York Giants and Houston. Kirk and his wife, Keely, have a daughter, Kasyn, and a son, Kruz.

OLIVADOTTI FOOTBALL HISTORY

1993-96	Wide Receiver	Purdue
1997	Wide Receivers/Tight Ends Coach	Maine Maritime
1998-99	Assistant Coach	Indiana State
2000-03	Def. Quality Control/DB Assistant	Washington Redskins
2004-05	Def. Quality Control/ST Assistant	Washington Redskins
2006	Def. Line Assistant/ST Assistant	Washington Redskins
2007-09	Linebackers Coach	Washington Redskins
2010	Defensive Assistant	Washington Redskins
2011-13	Inside Linebackers Coach	Georgia
2014-Present	Inside Linebackers Coach	Washington Redskins



WES PHILLIPS

TIGHT ENDS

9TH NFL SEASON // 2ND WITH REDSKINS

Wes Phillips was named the Redskins' tight ends coach on January 17, 2014.

In his first season in Washington in 2014, Phillips guided Niles Paul to a breakout campaign, as the special teams standout became shattered career highs in receptions (39) and receiving yards (507) after entering the season with 14 career catches and 228 career receiving yards to his credit in his first three years in the league. Phillips also oversaw the development of Jordan Reed, who finished third on the team with a career-high 50 receptions in

his sophomore campaign.

Prior to joining the Redskins, Phillips spent seven seasons in various capacities with the Dallas Cowboys. He joined Dallas in 2007 as the club's quality control/offensive assistant coach before relinquishing his role as a quality control coach in 2011 to become the club's assistant offensive line coach in addition to continuing to assist special teams. In 2013, Phillips was named the tight ends coach, helping Jason Witten post the second-most touchdowns in a season in his career (eight).

In 2012, Phillips assisted with an offensive line that helped the Cowboys finish with 5,994 net yards, the third-most in a season in franchise history, and set a single-season club record with 4,729 passing yards despite having Phil Costa, the team's starting center, for only three games. In 2011, the unit integrated new starters at four of the five positions, helping Tony Romo post his third career 4,000-yard season while rookie running back DeMarco Murray established a single-game team rushing record with a 253-yard performance against St. Louis (10/23).

In Phillips' four seasons as Dallas' quality control/offensive assistant coach from 2007-10, the Cowboys' offense posted total yardage numbers ranking in the Top 10 in team history three times, including setting single-season club records in 2010 that included 6,390 yards of total offense - marking the first time a Cowboys team topped 6,000 yards in a season in team history - and 4,287 passing yards. The offense as a whole finished second in the league in total offense, averaging 399.4 yards per game.

Before landing in Dallas, Phillips coached quarterbacks at Baylor in 2006. His work with quarterback Shawn Bell paid dividends as Bell established school single-season records despite missing the final three games with a knee injury.

Prior to his one-year stint at Baylor, Phillips spent two seasons as the quarterbacks coach at West Texas A&M University. The Buffaloes celebrated their most successful season in almost 55 years in 2005, finishing 10-2 to post their first winning season since 1998 and the program's first 10-win season since 1950.

WTAMU won the Lone Star Conference with an 8-1 record, its first league title since 1986 and advanced to the quarterfinals of the NCAA D-II Playoffs for the first time in school history. The school led the 2005 Division II ranks in passing offense, racking up 363.8 yards-per-game. He tutored quarterback Dalton Bell, a finalist for the Harlon Hill Trophy, which goes to the top Division II player.

Prior to joining the WTAMU staff, Phillips spent one season as a student assistant coach at his alma mater, UTEP, and played two seasons at quarterback for the San Diego Riptide of the af2.


A three-year letterwinner at UTEP (1999-2001), Phillips was a member of the 2000 Miners team that shared the WAC title, posted the school's highest win total in more than a decade and played in the Humanitarian Bowl. Phillips left the collegiate ranks among the school's single-season leaders in both pass efficiency (ninth - 120.0 in 2001) and completion percentage (eighth - 55.6 in 2001).

Phillips received his degree in philosophy from UTEP in 2001. Phillips and his wife, Anna, were married in 2009 and have one daughter, Ivy, and a son, Mac.

PHILLIPS FOOTBALL HISTORY

1997-2001	Quarterback	UTEP
2002-03	Quarterback	San Diego Riptide (AF2)
2003	Student Assistant	UTEP
2004-05	Quarterbacks Coach	West Texas A&M
2006	Quarterbacks Coach	Baylor
2007-10	Quality Control/Offensive Assistant	Dallas Cowboys
2011-12	Assistant Offensive Line Coach	Dallas Cowboys
2013	Tight Ends Coach	Dallas Cowboys
2014-Present	Tight Ends Coach	Washington Redskins

STAFF BIOS



AUBREY PLEASANT

DEFENSIVE
QUALITY CONTROL

3RD NFL SEASON // 3RD WITH REDSKINS

Aubrey Pleasant is entering his third season with the Redskins and his second as a defensive quality control coach in 2015. He served as an offensive assistant in his first season in Washington in 2013.

Following the 2012 NFL season, Pleasant was an offensive staff/head coach intern for the Cleveland Browns before joining the Redskins. Prior his time in Cleveland, he spent two years with the University of Michigan as a defensive graduate assistant, helping the team appear in back-to-back bowl games. Working specifically with the defensive backs in 2011, Michigan allowed 190.5 yards passing per game and 17.4 points per game, ranking No. 16 and sixth in the nation, respectively. Michigan's total defense improved to No.17 in the nation (322.2 ypg.) after ranking No. 110 (450.8 ypg.) in the year prior to Pleasant's arrival. Michigan's defense allowed only 12 touchdown passes, led the Big Ten with 29 takeaways and tied for first in Football Bowl Subdivision (FBS) with 20 fumble recoveries.

In 2012, Pleasant was promoted to Assistant Defensive Backs Coach, helping Michigan's total defense (320.0 ypg.) and passing yards allowed (169.5 ypg.) improve to No. 13 and No. 5 in the country, respectively. Following Michigan's 2012 season, Pleasant was one of 30 coaches nationwide invited to the NCAA Future Football Coaches Academy in San Antonio.


Pleasant coached defensive backs at Grand Blanc (Mich.) H.S. in 2010 and was a behavioral specialist/special needs teacher in the Flint (Mich.) Community School District. His duties included working directly with cognitively-impaired and academically-neglected adult students to help educate them within the Flint school district.

Pleasant was a three-year letterman at Wisconsin from 2005-08, appearing in 41 career games with 14 starts at safety. He finished his collegiate career with 80 tackles, 4.5 tackles for loss, two sacks, one forced fumble and appeared in four consecutive bowl games: Capitol One (2005 and 2006), Outback (2007) and Champs Sports (2008). Pleasant received a master's degree in education while coaching at Michigan and earned his bachelor's degree in sociology from Wisconsin in 2009.

Pleasant is a native of Flint, Mich., where he graduated from the city's Montrose H.S., receiving Class B all-state honorable mention honor at safety his senior year. He attended Flint Northern H.S. and earned all-city running back honors as a sophomore.

PLEASANT FOOTBALL HISTORY

2005-08	Safety	Wisconsin
2010	Defensive Backs	Grand Blanc H.S. (Mich.)
2011-12	Defensive Assistant	Michigan
2013	Offensive Assistant	Washington Redskins
2014-Present	Defensive Quality Control	Washington Redskins



DAVE RAGONE

OFFENSIVE
QUALITY CONTROL

7TH NFL SEASON // 1ST WITH REDSKINS

The Washington Redskins named Dave Ragone as an offensive quality control coach on February 26, 2015.

Ragone joins the Redskins with six seasons of NFL experience, including three as an assistant coach for the Tennessee Titans from 2011-13. Ragone spent his first two seasons in Tennessee as the team's wide receivers coach before transitioning to quarterbacks coach in 2013.

In 2012, Ragone oversaw the education of rookie wide receiver Kendall Wright, who led the team and all NFL rookie receivers with 64 receptions. Overall, Wright, Nate Washington and Kenny Britt finished 1-2-3 as the team's leading pass catchers with a combined 155 receptions for 12 touchdowns.

In 2011, Ragone's energy in his first season in Tennessee helped produce career best seasons for four members of his receiving corps. Washington flourished in his seventh NFL season by recording his first 1,000-yard receiving year (74 receptions and 1,023 yards), and Lavelle Hawkins, Damian Williams and Marc Mariani all each set person best receiving numbers.

Ragone joined the NFL coaching ranks after spending one season as quarterbacks coach of the United Football League's Hartford Colonials. Under Ragone, Hartford quarterback Josh McCown led the league in passer rating and touchdown passes.

Ragone spent three seasons as an NFL quarterback from 2003-05 with the Houston Texans after being drafted by the organization in the third round of the 2003 NFL Draft.

In the spring of 2005, he also spent time in NFL Europe with the Berlin Thunder and earned league Offensive MVP honors for his performance. He led the league in passer rating (97.5) and set a league record by throwing 174 consecutive passes without an interception.

Ragone played collegiately at Louisville, where he was a three-time Conference USA Offensive Player of the Year and led his team to three consecutive bowl games. In his sophomore and junior seasons from 2000-01, Ragone won a pair of C-USA Offensive Player of the Year awards as well as a pair of league titles.

A native of Middleburg Heights, Ohio, Ragone was an All-State selection at St. Ignatius H.S. in Cleveland. He and his wife, Marju, have two children, Isabella and Anderson.

RAGONE FOOTBALL HISTORY


1998-2002	Quarterback	Louisville
2003-05	Quarterback	Houston Texans
2005	Quarterback	Berlin Thunder
2010	Quarterbacks Coach	Hartford Colonials (UFL)
2011-12	Wide Receivers Coach	Tennessee Titans
2013	Quarterbacks Coach	Tennessee Titans
2015-Present	Offensive Quality Control	Washington Redskins



PLAYER BIOS



ACTIVE ROSTER




CHRIS BAKER

DEFENSIVE LINEMAN
6-2 | 325
DOB: 10/8/87



4TH NFL SEASON
HAMPTON
WINDSOR H.S. (WINDSOR, CONN.)



MILESTONES

NFL debut: 11/9/09 (vs. PIT)... **First NFL start:** 12/15/13 (at ATL)... **Redskins debut:** 9/23/12 (vs. CIN)... **First sack:** 10/20/13 (vs. CHI, Jay Cutler)

TRANSACTIONS

Signed as a college free agent by the Denver Broncos on April 27, 2009... Waived by the Broncos on Sept. 3, 2010... Signed by the Miami Dolphins to the practice squad on Oct. 7, 2010... Signed to the Dolphins active roster on Nov. 26, 2010... Waived by the Dolphins on July 31, 2011... Signed by the Washington Redskins to the practice squad on Sept. 5, 2011... Signed to Redskins active roster on Dec. 6, 2011.

PRO

Appeared in one game each for Denver (2009) and Miami (2010) before playing in 14 games with Washington in 2012... Played a career-high 15 games with the Redskins in 2013 and notched his first career sack... Entered 2015 credited by STATS, LLC with 81 tackles (48 solo), two sacks and two passes defended in 46 career games played with 15 starts.

YEAR-BY-YEAR

2015 (REDSKINS)

Recorded three assisted tackles and half a sack vs. MIA (9/13)... Registered an assisted tackle and created pressure on a game-sealing fourth down stop vs. STL (9/20)... Posted six tackles (five solo, one for loss) at NYG (9/24)... Recorded first career multi-sack game vs. PHI (10/4), registering two sacks among three his tackles (two solo)... Became the first member of the Redskins since Ryan Kerrigan in 2011 to record two forced fumbles at ATL (10/11). Also recorded two solo tackles and a sack... Made five tackles (two solo, two for loss) at NYJ (10/18)... Registered six tackles (one solo) and recorded his first career fumble recovery to seal the largest comeback in team history (24 points) vs. TB (10/25)... Tied career high with seven tackles (five solo) at NE (11/8)... Notched four assisted tackles including a half-sack in a win vs. NO (11/15)... Recorded six tackles (one solo) at CAR (11/22)... Recorded a sack in a win vs. NYG (11/29)... Posted four solo tackles (two for loss) and a forced fumble vs. DAL (12/7)... Made two solo tackles in a win at CHI (12/13)... Assisted on two tackles in a win vs. BUF (12/20)... Posted a solo tackle and a pass defended in a division-clinching win at PHI (12/26)... Posted his career-high sixth sack and second fumble recovery of the season in regular season finale at DAL (1/3).

2014 (REDSKINS)

Started a career-high 12 games among his career-high-tying 15 games played. Posted career highs in total tackles (39), solo tackles (24) and added one sack... Started at left defensive end at HOU (9/7), contributing three tackles (two solo)... Started at nose tackle vs. JAX (9/14), making three solo tackles... Started at nose tackle and recorded two tackles (one solo) at PHI (9/21)... Made three tackles (one solo) vs. NYG (9/25)... Started at nose tackle and contributed three tackles (one solo) vs. SEA (10/6)... Added three solo tackles in a start at nose tackle at ARI (10/12)... Recorded a solo tackle vs. TEN (10/19)... Started in an overtime win at DAL (10/27), making two tackles (one solo)... Started and recorded three tackles (one solo) at MIN (11/2)... Started on defense vs. TB (10/16)... Inactive at SF (11/23)...

Recorded three tackles (two solo) at IND (11/30)... Started at nose tackle and recorded five tackles (four solo, two for loss) and his first sack of the season vs. STL (12/7)... Started and made five tackles (two solo) at NYG (12/14)... Started at nose tackle and contributed two tackles (one solo) vs. PHI (12/20)... Started and contributed two solo tackles vs. DAL (12/28).

2013 (REDSKINS)

Played in a career-high 15 games and made three starts... Had an assisted tackle in reserve action vs. PHI (9/9)... Saw action as a reserve at GB (9/15)... Inactive vs. DET (9/22)... Had three assisted tackles in reserve at OAK (9/29)... Had a solo tackle in reserve at DAL (10/13)... Registered three tackles (two solo), including his first career sack vs. CHI (10/20)... Had a solo tackle in reserve at DEN (10/27)... Contributed on defense and special teams vs. SD (11/3)... Had an assisted tackle at MIN (11/7)... Posted two tackles at PHI (11/17)... Had a career-high three solo tackles vs. SF (11/25)... Saw action in reserve vs. NYG (12/1)... Had an assisted tackle vs. KC (12/8)... Made his first NFL start at ATL (12/15), collecting four tackles (three solo) and a pass defended... Started and made an assisted tackle vs. DAL (12/22)... Started at NYG (12/29), recording a career-high seven tackles (six solo), including three for loss.

2012 (REDSKINS)

Appeared in 14 regular season games, registering 26 tackles (14 solo), four quarterback pressures and a pass defended, all as credited by the coaching staff... Was inactive for the team's season-opening win at NO (9/9) and at STL (9/16)... Made his Redskins debut vs. CIN (9/23), making one solo tackle... Saw action on the defensive line in win at TB (9/30) and vs. ATL (10/7)... Had one solo tackle vs. MIN (10/14)... Had two tackles in reserve at NYG (10/21)... Had a solo tackle in reserve at PIT (10/28)... Had two tackles in reserve vs. CAR (11/4)... Had a pass defended in a win vs. PHI (11/18)... Saw action in reserve in a Thanksgiving Day win at DAL (11/22)... In a win vs. NYG (12/3) on Monday Night Football, registered three tackles (one solo) in reserve action... Had three tackles (one solo) in a win vs. BAL (12/9)... Had a solo tackle in a win at CLE (12/16)... Saw action on defense and special teams in a win at PHI (12/23)... Had an assisted tackle in a division-clinching win vs. DAL (12/30)... Had an assisted tackle in the NFC Wild Card Round vs. SEA (1/6).

2011 (REDSKINS)

Added to the Redskins' practice squad on Sept. 5... Promoted to the active roster on Dec. 6, but was placed on the Reserve/Injured list a week later with a quadriceps injury.

2010 (BRONCOS/DOLPHINS)

Joined the Dolphins' practice squad on Oct. 7... Saw action at OAK (11/28).

2009 (BRONCOS/DOLPHINS)

Entered the NFL as a college free agent with the Broncos... Appeared in one game vs. PIT (11/9).

COLLEGE

Posted 69 tackles (32 solo), 8.5 sacks (60 yds.) and one blocked kick in 11 games, with eight starts in one season at Hampton University in 2008 after transferring... In 2006-07, played for Penn State University and registered 43 tackles (21 solo) and 4.5 sacks (37 yds.) in 20 games (8 starts) in two seasons... Helped the Nittany Lions rank seventh in the nation against the run (87.9 ypg) in 2007... Led the defensive line with 37 tackles while posting 4.5 sacks in 2007... Saw action in eight games for Penn State as a redshirt freshman in 2006.

PERSONAL

Played two seasons of football at Windsor H.S. in Windsor, Conn... Voted senior class president in high school... In 2014, attended Power Up to Read Celebrations at Oaklands Elementary School in Laurel, Md. and Winterpock Elementary in Chesterfield, Va. Also raised money for afterschool exercise and wellness programs with actor Matthew McConaughey and teammate Alfred Morris at the Movies with Morris event, and provided instruction for prospective student-athletes at the DBOA Football Camp... In 2013, helped the Washington Redskins Charitable Foundation and Macy's send 200 children back to school in style at the Macy's Back to School Shopping Spree. Also made a Play 60 Super School visit to Glebe Elementary School... In 2012, frequently participated in the team's 80th Anniversary Thank You Tour throughout Virginia, Maryland and Washington, D.C... Volunteered at the annual Redskins All-Star Survivors Celebration, an event that provides an afternoon of pampering for area women battling breast cancer... Was a featured panelist at the WRCF and Coca-Cola "4th & Life" program, an event for high school athletes that focuses on being successful on the field and in the classroom... Spoke to students about the importance of living a healthy lifestyle and led fitness stations at the WRCF and NFL's Play 60 Super School visit... Led exercise station at the WRCF Play 60 Mini-Combine... Christopher Isaiah Baker was born on Oct. 8, 1987, in Windsor, Conn... Nicknamed "Swaggy."

YEAR-BY-YEAR STATS

DEFENSE

Year	Team	G	GS	Tack	Solo	Sack	PD	FF	FR
2009	Den	1	0	0	0	0	0	0	0
2010	Mia	1	0	0	0	0	0	0	0
2012	Was	14	0	15	8	0	1	0	0
2013	Was	15	3	28	16	1	1	0	0
2014	Was	15	12	39	24	1	0	0	0
2015	Was	16	11	53	26	6	1	3	2
Career		62	26	134	74	8	3	3	2

**Tackle stats according to STATS, LLC*

POSTSEASON

2012 (WAS): 1 G, 1 assisted tackle

CAREER HIGHS

SINGLE-GAME

Total Tackles:	7, twice, last at New England (11/08/15)
Solo Tackles:	6, at New York Giants (12/29/13)
Sacks:	2, vs. Philadelphia (10/04/15)
Forced Fumbles:	2, at Atlanta (10/11/15)
Fumble Recoveries:	1, twice, last at Dallas (01/03/15)

HOUSTON BATES

LINEBACKER
6-3 | 250
DOB: 12/20/91



ROOKIE
LOUISIANA TECH
ST. PAUL'S H.S. (COVINGTON, LA.)



MILESTONES

NFL debut: 9/13/15 (vs. MIA)

TRANSACTIONS

Originally entered the NFL with the Washington Redskins as a college free agent on May 18, 2015... Waived on September 5, 2015... Signed to the Redskins' practice squad on September 6, 2015... Signed to the Redskins' active roster from the practice squad on September 12, 2015... Waived on September 14, 2015... Signed to the Redskins' practice squad on September 15, 2015... Signed to Redskins' active roster from the practice squad on November 7, 2015.

YEAR-BY-YEAR

2015 (REDSKINS)

Signed to active roster from practice squad one day prior to season opener... Made NFL debut in Week 1 vs. MIA (9/13)... Spent Weeks 2-8 on the team's practice squad... Contributed on special teams at NE (11/8)... Played on defense and special teams in a win vs. NO (11/15)... Recorded a solo tackle and was credited with an intentional safety by the Panthers at CAR (11/22)... Contributed on special teams in a win vs. NYG (11/29)... Posted a solo tackle for loss vs. DAL (12/7)... Played on special teams in a win at CHI (12/13)... Contributed on defense and special teams in a win vs. BUF (12/20) and the division-clinching win at PHI (12/26)... Made a solo tackle in regular season finale at DAL (1/3).

COLLEGE

Played collegiately at Illinois from 2010-13 before transferring to Louisiana Tech for the 2014 season... Started all 14 games as a defensive end at Louisiana Tech in 2014, finishing with 42 tackles (16 for loss) with 10 sacks, 13 hurries, two pass deflections, one forced fumble, one fumble recovery and one interception. Named Most Valuable Player in the Zaxby's Heart of Dallas Bowl after collecting 4.5 sacks and 5.5 tackles for loss against his former Illinois team... Was an Honorable Mention All-Big Ten selection at Illinois in 2013 after starting all 12 games and collecting 40 tackles (12 for loss) with 3.5 sacks, five hurries, two pass breakups, two forced fumbles, two fumble recoveries and a safety... Played in 10 games with two starts for Illinois in 2012, collecting 18 tackles, one forced fumble and one fumble recovery... Played in 13 games with two starts as a redshirt freshman in 2011. Collected 23 tackles (two for a loss) with a sack... Redshirted at Illinois in 2010.

PERSONAL

Attended St. Paul's H.S. in Covington, La., where he was named LHSAA 5A Defensive Player of the Year, All-State and New Orleans All-Metro in 2009... Led team to 10-2 record and a district title that season, racking up 12 sacks and 16 tackles for loss as a senior defensive end... Was rated a three-star prospect by both Rivals.com and Scout.com, and an All-Region selection by Rivals.com... Also played baseball and ran track in high school... Received bachelor's degree in community health from Illinois before transferring to Louisiana Tech... Earned master's degree in Psychology from Louisiana Tech... Was a two-time Academic All-Big Ten Selection... Full name: William Houston Bates... Son of John and Fran Heaton... Born Dec. 20, 1991.

YEAR-BY-YEAR STATS


DEFENSE

Year	Team	G	GS	Tack	Solo	Sack	INT	PD
2015	Was	10	0	4	4	0	0	0
Career		10	0	4	4	0	0	0

*Tackle stats according to STATS, LLC

ADDITIONAL

Safeties: 1 in 2015



WILL BLACKMON

CORNERBACK
6-0 | 204
DOB: 10/27/84



9TH NFL SEASON
BOSTON COLLEGE
BISHOP HENDRICKEN H.S. (WARWICK, R.I.)

MILESTONES

NFL debut: 10/22/06 (at MIA)... **Redskins debut:** 9/20/15 (vs. STL)... **First INT:** 9/29/13 (vs. IND, Andrew Luck)... **First FF:** 9/21/08 (vs. DAL, Marion Barber)... **First FR:** 12/9/07 (vs. OAK, Tim Dwight)... **First FR TD:** 12/9/07 (vs. OAK, recovered Tim Dwight fumble in end zone)... **First KR:** 12/23/07 (at CHI, 3 yards)... **First PR:** 12/9/07 (vs. OAK, 7 yards)... **First PR TD:** 12/9/07 (vs. OAK, 57 yards)

TRANSACTIONS

Originally selected by the Green Bay Packers in the fourth round (115th overall) of the 2006 NFL Draft... Re-signed with the Packers on March 17, 2010... Released by the Packers on September 5, 2010... Signed with the New York Giants on October 28, 2010... Released by the Giants on January 1, 2011... Signed with the Giants on November 23, 2011... Signed with the Seattle Seahawks on February 13, 2013... Released by the Seahawks on August 27, 2013... Signed with the Jacksonville Jaguars on August 28, 2013... Re-signed with the Jaguars on March 11, 2014... Released by the Jaguars on February 26, 2015... Signed with the Seattle Seahawks on March 9, 2015... Released by the Seahawks on September 5, 2015... Signed with the Washington Redskins on September 15, 2015.

PRO

Joined the Redskins in Week 2 of the 2015 season having previously appeared in 66 regular season games with 14 starts, compiling 93 career tackles (73 solo), 12 passes defended, six fumble recoveries, five forced fumbles, 2.0 sacks and one interception. Also posted 72 punt returns for 636 yards (8.8 avg.) with three touchdowns and 81 kickoff returns for 1,674 yards (20.7 avg.) from 2006-14... Helped the Giants to a Super Bowl victory in Super Bowl XLVI in 2011... Two-time NFC Special Teams Player of the Week (Week 14 of 2007, Week 1 of 2008).

YEAR-BY-YEAR

2015 (SEAHAWKS/REDSKINS)

Signed with the Seahawks for his second tenure in Seattle on March 9, but was released during final cuts... Joined the Redskins in Week 2... Made Redskins debut vs. STL (9/20)... Recorded three solo tackles at NYG (9/24)... Made a solo tackle vs. PHI (10/4)... Made his first start as a member of the Redskins at ATL (10/11), posting seven tackles (six solo), a pass defended and a forced fumble... Started at NYJ (10/18), adding a solo tackle... Started and contributed two solo tackles and a pass defended in a the largest comeback win (24 points) in team history vs. TB (10/25)... Recorded eight tackles (three solo), one forced fumble and one fumble recovery in a start at NE (11/8)... Contributed two tackles (one solo) in reserve in a win vs. NO (11/15)... Registered a solo tackle and a pass defended at CAR (11/22)... Recorded three tackles (one solo) and his first interception as a member of the Redskins in a win vs. NYG (11/29)... Posted two solo tackles and his second fumble recovery of the season vs. DAL (12/7)... Made two solo tackles in a win at CHI (12/13)... Recorded four solo tackles and a sack in a win vs. BUF (12/20)... Registered three solo tackles in a division-clinching win at PHI (12/26)... Led team with seven tackles (all solo) and posted his career-high second interception of the season and his career-high third forced fumble in regular season finale at DAL (1/3).

2014 (JAGUARS)

Appeared in eight games, making four starts. Accrued 28 tackles (21 solo) with one sack and one forced fumble... Saw extensive action at nickel and led secondary with four solo tackles at PHI (9/7)... Collected four tackles (two solo) at WAS (9/14)... Made three solo tackles vs. IND (9/21)... Started at SD (9/28) and posted season-high five tackles (one for loss)... Started vs. PIT (10/5) and produced five tackles (three solo)... Registered second career sack at TEN (10/12), forcing a Charlie Whitehurst fumble in the process... Finished with two solo tackles vs. CLE (10/19)... Started vs. MIA (10/26) and produced three tackles (two solo)... Inactive (finger) at CIN (11/2)... Placed on Reserve/Injured list on Nov. 4.

2013 (SEAHAWKS/JAGUARS)

Spent the offseason with the Seahawks... Signed with the Jaguars on Aug. 28, a day after being released by Seattle... Played in career-best 15 games for Jacksonville with eight starts, finishing with 41 tackles (31 solo), 10 passes defended, three tackles for loss, two forced fumbles, one fumble recovery and one interception... Produced three tackles (one solo stop) at OAK (9/15)... Registered a season-high seven tackles (four solo) along with one tackle for loss and one pass defended at SEA (9/22)... Posted three tackles, his first career INT and a career-high four passes defended vs. IND (9/29). Intercepted Andrew Luck on a tipped ball on the first drive of the game but an offsideline penalty nullified the play. Intercepted Luck on the Colts' next series for his first career pick... Made six tackles (four solo) and forced a fumble at DEN (10/13)... Sealed a win vs. TEN (11/10) with a sack/forced fumble/fumble recovery of QB Ryan Fitzpatrick, returning it 21 yards for a touchdown... Inactive (shoulder) at HOU (11/24)... Finished with five solo tackles including one stop for loss vs. TEN (12/22)... Totaled five tackles (four solo) and one pass defended at IND (12/29).

2012 (GIANTS/AFL)

Released by the Giants on March 13, 2012... Played for the Arizona Rattlers of the Arena Football League.

2011 (GIANTS)

Appeared in six games, recording two solo tackles... Registered two solo tackles vs. GB (12/4)... Made one special teams tackle at DAL (12/11) and at NYJ (12/24) and made two special teams tackles vs. DAL (1/1)... Played in all four postseason games, helping the Giants to a title in Super Bowl XLVI.

2010 (PACKERS/GIANTS)

Released by the Packers during final cuts... Signed with the Giants on Oct. 28... Contributed one solo tackle and one special teams tackle in five games for New York.

2009 (PACKERS)

Appeared in three games: vs. CIN (9/20), at STL (9/27) and at MIN (10/5).

2008 (PACKERS)

Played in all 16 games and made one start... Posted career highs in punt returns (36), punt return yards (398) and punt return touchdowns (two)... Became only the fourth player in Packers history to return multiple punts for TDs in the same season... Registered 19 tackles (16 solo) on the season and posted two forced fumbles and four fumbles recovered... Made four tackles (three solo) at DET (9/14)... Registered three special teams tackles vs. DAL (9/21)... Started and recorded four solo tackles vs. IND (10/19)...

Recorded a season-high four special teams tackles at CHI (12/22).

2007 (PACKERS)

Appeared in nine games with one start... Scored his first two NFL touchdowns in the same game in 2007, returning a punt 57 yards and recovering a fumble on a punt return vs. OAK (12/9)... Recorded one pass defense at STL (12/16)... Started at cornerback and recorded one tackle and one special teams tackle vs. DET (12/30).

2006 (PACKERS)

Active for four games... Made NFL debut at MIA (10/22)... Also earned playing time vs. ARI (10/29), at BUF (11/5) and at MIN (11/12).

COLLEGE

Played collegiately in 48 games, including 34 starts, at Boston College... Was a three-year starter from 2003-05, spending his first three years at cornerback (22 starts) before switching to wide receiver as a senior and proceeding to lead team in catches and receiving yards... Earned all-conference distinction final three seasons... Finished career with 141 tackles, eight interceptions, 22 passes broken up, three forced fumbles, and two fumble recoveries... Recorded 3,995 all-purpose yards and six touchdowns as a WR and return specialist. Fell just 222 yards shy of the NCAA Division I-A kickoff return yardage record... Established school records in career kickoff-return yardage (2,700), career kickoff returns (110), single-season kickoff-return yardage (922) and single-season kickoff returns (36)... Started all 12 games at wide receiver as a senior but saw action on both sides of the ball. Earned All-ACC second-team honors at WR and led team in receptions (51) and receiving yards (763) with four touchdowns. Returned 22 kickoffs for 489 yards (22.2-yard average) and 15 punts for 132 yards (8.8-yard average)... Played in all 12 games as a junior, starting nine at cornerback, and becoming first player in school history to return both a punt and kickoff for a TD in the same season. Was a second-team All-Big East selection... Started all 13 games at cornerback as a sophomore and earned second-team All-Big East honors... Saw action in 11 games as a freshman, posting 29 tackles (22 solo), one interception among two passes broken up, one forced fumble and a fumble recovery.

PERSONAL

Attended Bishop Hendricken H.S. in Warwick, R.I., where his No. 27 jersey was retired in 2008... Earned 2001 All-America first-team honors from USA Today, ESPN.com, SuperPrep and PrepStar as a senior... Three-year letterman... Selected to participate in the 2002 U.S. Army All-American Game... Named Gatorade Rhode Island Player of the Year after his senior season, in which he rushed for 1,618 yards and 24 TDs. Also had 100 tackles and three INTs... Chosen as the top player in New England by SuperPrep and PrepStar... Two-time all-state and three-time all-city honoree... Lettered in track three years, winning the 100-meter dash in the Rhode Island state meet (10.87)... Majored in English... Son of Wayne Blackmon... Born Oct. 27, 1984.

YEAR-BY-YEAR STATS

DEFENSE

Year	Team	G	GS	Tack	Solo	Sack	INT	PD
2006	GB	4	0	0	0	0	0	0
2007	GB	9	1	2	2	0	0	1
2008	GB	16	1	19	16	0	0	0
2009	GB	3	0	0	0	0	0	0
2010	NYG	5	0	1	1	0	0	0
2011	NYG	6	0	2	2	0	0	0
2013	Jax	15	8	41	31	1	1	11
2014	Jax	8	4	28	21	1	0	0
2015	Was	15	10	46	37	1	2	8
Career		81	24	139	110	3	3	20

*Tackle stats according to STATS, LLC

KICK RETURN

Year	Team	KR	Yds	Avg	Lg	TD
2007	GB	1	3	3	3	0
2008	GB	55	1157	21	45	0
2009	GB	10	233	23.3	28	0
2010	NYG	13	238	18.3	42	0
2011	NYG	2	43	21.5	32	0
2013	Jax	0	0	-	-	0
Career		81	1674	20.7	45	0

PUNT RETURN

Year	Team	PR	Yds	Avg	Lg	TD
2007	GB	8	106	13.3	57t	1
2008	GB	36	398	11.1	76t	2
2009	GB	3	11	3.7	6	0
2010	NYG	14	94	6.7	22	0
2011	NYG	6	25	4.2	16	0
2013	Jax	5	2	0.4	5	0
Career		72	636	8.8	76t	3

ADDITIONAL

Fumbles Forced-Recovered: 0-1 in 2007, 2-4 in 2008, 2-1 in 2013, 1-0 in 2014, 3-2 in 2015

FR Touchdowns: 1 in 2007, 1 in 2013

POSTSEASON

2011 (NYG): 4 GP

CAREER HIGHS

SINGLE-GAME

Total Tackles:	7, three times, last at Dallas (01/13/16)
Solo Tackles:	7, at Dallas (01/13/16)
Interceptions:	1, three times, last at Dallas (01/13/16)
Passes Defensed:	4, vs. Indianapolis (09/29/13)
Sacks:	1, three times, last vs. Buffalo (12/20/15)
Forced Fumbles:	1, eight times, last at Dallas (01/13/16)
Fumble Recoveries:	1, eight times, last vs. Dallas (12/07/15)
Punt Returns:	5, vs. Philadelphia (12/19/10)
Punt Return Yards:	78, vs. Minnesota (09/08/08)
Punt Return Average:	37.5, at Minnesota (11/09/08)
Punt Return Touchdowns:	1, three times, last at MIN (11/09/08)
Kick Returns:	8, at New Orleans (11/24/08)
Kick Return Yards:	159, at New Orleans (11/24/08)
Kick Return Average:	32., twice, last vs. GB (12/04/11)

BASHAUD BREELAND

CORNERBACK
5-11 | 197
DOB: 1/30/92



2ND NFL SEASON
CLEMSON

ALLENDALE-FAIRFAX H.S. (ALLENDALE, S.C)



HONOR ROLL

NFL.com All-Rookie Team (2014)

MILESTONES

NFL debut: 9/7/14 (at HOU)... **First NFL start:** 9/7/14 (at HOU)... **First INT:** 10/19/14 (vs. TEN, Charlie Whitehurst)... **First FF:** 9/21/14 (at PHI, Darren Sproles)... **First FR:** 10/18/15 (at NYJ, Brandon Marshall)

TRANSACTIONS

Selected by the Washington Redskins in the fourth round (102nd overall) of the 2014 NFL Draft.

PRO

Played in all 16 games as a rookie in 2014, making 15 starts. His 15 starts were the third-most by a rookie cornerback in Redskins history, trailing only Champ Bailey (16 in 1999) and Pro Football Hall of Famer Darrell Green (16 in 1983)... Named to Gil Brandt's 2014 All-Rookie Team... Entered 2015 credited by STATS, LLC with 62 career tackles (53 solo), 13 passes defended and two interceptions in 16 games with 15 starts.

YEAR-BY-YEAR

2015 (REDSKINS)

Missed Week 1 vs. MIA (9/13) while serving a suspension... Started and contributed a solo tackle in win vs. STL (9/20)... Added three tackles (two solo) and a pass defended in a start at NYG (9/24)... Recorded five tackles (four solo) and a pass defended vs. PHI (10/4)... Tied career high with four passes defended at ATL (10/11), adding eight tackles (six solo) and the third interception of his career... Had a career day in a start at NYJ (10/18), recording two fumble recoveries, a forced fumble and an interception in addition to four tackles (three solo). Became the second NFL player this season to record two fumble recoveries and an interception in a single game (Darrelle Revis). Became the first member of the Redskins to recover two opponent fumbles in a single game since LaVar Arrington on Dec. 29, 2002 vs. Dallas. Was also the first member of the Redskins to record interceptions in consecutive games since London Fletcher in three straight games across Weeks 14-16 of the 2012 season... Posted a career-high 13 tackles (eight solo) in a start vs. TB (10/25). His touchdown-saving tackle of Doug Martin helped force a field goal that allowed Washington to complete the largest comeback win (24 points) in team history vs. TB... Made one tackle at NE (11/8)... Started and recorded a team-high nine tackles (six solo) and a forced fumble in a win vs. NO (11/15)... Registered 11 tackles (eight solo) at CAR (11/22)... Notched five tackles (four solo) and tied his career high with four passes defended in a win vs. NYG (11/29)... Posted five tackles (four solo) and a pass defended vs. DAL (12/7)... Made five tackles (four solo) and recorded a crucial pass defended late in a win at CHI (12/13)... Recorded five tackles (four solo) in a win vs. BUF (12/20)... Notched three solo tackles, his career-high 15th pass defended of the season and his career-high third forced fumble of the season in a division-clinching win at PHI (12/26)... Posted four tackles (three solo) and a pass defended in regular season finale at DAL (1/3).

2014 (REDSKINS)

Started 15 of the 16 games in which he appeared as a rookie, posting 62 total tackles (53 solo), 14 passes defended, two forced fumbles and two interceptions. Became the first Redskins rookie to finish a season with sole possession for the team lead in interceptions since Fred Smoot in 2001... Made his NFL debut at HOU (9/7), starting as a third cornerback and registering a solo tackle... Started as a third cornerback vs. JAX (9/14)... Recorded three solo tackles and the first forced fumble of his career at PHI (9/21)... Started and made three solo tackles vs. NYG (9/25)... Registered three tackles (one solo) in a start vs. SEA (10/6)... Started and made five solo tackles at ARI (10/12)... Started and recorded his first career interception and a then-career-high five solo tackles vs. TEN (10/19)... Started and had a career day in an overtime win at DAL (10/27), recording career highs in tackles (six, all solo), passes defended (four) and matching a career high in forced fumbles (one). Had two red zone passes defended against Dez Bryant and secured the win by knocking down a Tony Romo pass on the final play of overtime... Started and notched five tackles (four solo) and two passes defended at MIN (11/2)... Started and made three tackles (two solo) vs. TB (11/16)... Started and contributed five tackles (four solo) and a pass defended at SF (11/23)... Started at IND (11/30) and notched four tackles (three solo)... Started and recorded two solo tackles and a pass defended vs. STL (12/7)... Started and notched five solo tackles and a team-high three passes defended at NYG (12/14)... Started and recorded four tackles (two solo) and a crucial late-game interception to set up the team's game-winning field goal drive vs. PHI (12/20)... Started and tied for the team lead with 10 tackles (eight solo) vs. DAL (12/28).

COLLEGE

Played at Clemson from 2010-13, compiling 159 tackles (8.5 for loss), three sacks, six interceptions, 20 pass breakups and two forced fumbles across in 37 career games with 24 starts... Earned second-team All-ACC honors from the media as a junior in 2013, playing 13 games (with 12 starts) and adding 74 tackles, four picks, two sacks, a team-high 13 pass breakups 13 games (12 starts). Tied for fifth in the ACC in interceptions... Appeared in 10 games with five starts as a sophomore in 2012, finishing the year with 32 tackles, a sack and three pass breakups... Had 53 tackles, two interceptions (returned for 93 yards) and four pass breakups during a redshirt freshman campaign that saw him start seven of the 14 games in which he appeared in 2011. Recorded first career interception at Maryland, a one-handed pick with Clemson down 35-17 that sparked the Tigers' rally to a 56-45 victory... Redshirted in 2009.

PERSONAL

Attended Allendale-Fairfax H.S. in Allendale, S.C., where he led his team to a 10-2 record as a senior. Rushed for 1,270 yards and 15 touchdowns that season and was an all-state selection by The State... Ranked as the No. 55 athlete in the nation and the No. 15 player in South Carolina by Rivals.com... Was also a starter on the basketball team and was one of the top track performers in South Carolina. Won a state title in the 400m hurdles as a sophomore and junior and helped his team to the state title in track as a junior... Majored in community recreation, sport, & camp management... Contributed to the Washington Redskins Charitable Foundation in 2014, stressing the importance of staying on the right path on a panel at the Fairfax Juvenile Detention Center, raising money for Redskins Read book drive and visiting hematology patients at a Washington, D.C. Ronald McDonald House... Has a daughter, Jaelle Nicole Breeland... Born Jan. 30, 1992.

YEAR-BY-YEAR STATS

DEFENSE

Year	Team	G	GS	Tack	Solo	Sack	INT	PD
2014	Was	16	15	62	53	0	2	14
2015	Was	15	14	81	59	0	2	16
Career		31	29	143	112	0	4	30

**Tackle stats according to STATS, LLC*


ADDITIONAL

Fumbles Forced-Recovered: 2-0 in 2014, 3-2 in 2015

CAREER HIGHS

SINGLE-GAME

Total Tackles:	13, vs. Tampa Bay (10/25/15)
Solo Tackles:	8, three times, last at Carolina (11/22/15)
Interceptions:	1, four times, last at NY Jets (10/18/15)
Passes Defensed:	4, three times, last vs. NY Giants (11/29/15)
Forced Fumbles:	1, five times, last at Philadelphia (12/26/15)
Fumble Recoveries:	2, at NY Jets (10/18/15)



TOM COMPTON

TACKLE
6-5 | 308
DOB: 5/10/89



3RD NFL SEASON
SOUTH DAKOTA
ROSEMOUNT H.S. (ROSEMOUNT, MINN.)

MILESTONES

NFL debut: 9/9/13 (vs. PHI)... **First NFL start:** 10/27/14 (at DAL)

TRANSACTIONS

Selected by the Washington Redskins in the sixth round (193rd overall) of the 2012 NFL Draft... Waived by the Redskins on August 31, 2012... Signed to the Redskins' practice squad on September 2, 2012... Promoted to the Redskins' active roster on December 5, 2012... Re-signed with the Redskins on February 27, 2015.

PRO

Entered 2015 having appeared in 31 career games with nine starts... Started the last nine games of the 2014 season at right tackle after having been used primarily on special teams early in his NFL career... Spent the majority of the 2012 season on the Redskins' practice squad.

YEAR-BY-YEAR

2015 (REDSKINS)

Inactive vs. MIA (9/13) and vs. STL (9/20)... Contributed on offense and special teams at NYG (9/24)... Inactive vs. PHI (10/4)... Played on offense and special teams at ATL (10/11), at NYJ (10/18), vs. TB (10/25), at NE (11/8), vs. NO (11/15), at CAR (11/22), vs. NYG (11/29), vs. DAL (12/7) and at CHI (12/13)... Recorded a start in a win vs. BUF (12/20) when the team opened the game in a tackle-eligible package... Contributed on offense and special teams in a division-clinching win at PHI (12/26) and in regular season finale at DAL (1/3).

2014 (REDSKINS)

Played in all 16 games, starting each of the team's final nine games... Played on offense and special teams at HOU (9/7) and vs. JAX (9/14)... Contributed on special teams and as a tackle and eligible tight end at PHI (9/21), vs. NYG (9/25) and vs. SEA (10/6)... Played on offense and special teams at ARI (10/12)... Played 24 snaps at right tackle in addition to contributing on special teams vs. TEN (10/19)... Made first career NFL start at right tackle, helping Colt McCoy and the Redskins to 409 total yards in an overtime win vs. DAL (10/27)... Started at right tackle at MIN (11/2) and vs. TB (11/16)... Started at right tackle and helped Alfred Morris post 125 rushing yards at SF (11/23)... Started at right tackle and helped protect for Colt McCoy's career-high 392 passing yards at IND (11/30)... Started at right tackle vs. STL (12/7), at NYG (12/14), vs. PHI (12/20) and vs. DAL (12/28).

2013 (REDSKINS)

Played in 15 games... Made his NFL debut on special teams vs. PHI (9/9)... Played on special teams at GB (9/15), vs. DET (9/22), at OAK (9/29), at DAL (10/13), vs. CHI (10/20) and at DEN (10/27)... Played four plays on offense as an extra blocker vs. SD (11/3), including all three of fullback Darrel Young's touchdown runs... Contributed on offense and special teams at MIN (11/7)... Active but did not play at PHI (11/17)... Played on special teams vs. SF (11/25)... Contributed on offense and special teams vs. NYG (12/1)... Saw action on special teams vs. KC (12/8)... Played on offense and special teams at ATL (12/15)... Played on special teams vs. DAL (12/22) and at NYG (12/29).

2012 (REDSKINS)

Signed to the active roster from the practice squad in Week 13... Inactive vs. BAL (12/9) and at CLE (12/16)... Active but did not play at PHI (12/23)... Inactive vs. DAL (12/30)... Inactive in NFC Wild Card Round vs. SEA (1/6).

COLLEGE

After redshirting in 2007, started all 43 games for South Dakota during his time with the Coyotes from 2008-11... As a senior in 2011, started all 11 games, including helping the Coyotes to a 30-17 upset of top-ranked defending champion Eastern Washington... In 2010, was named an All-Great West Conference first-team selection... Started all 11 games at left tackle... Received USD's Most Valuable Lineman Award, helping the Coyotes average 150.9 rushing yards, 207.1 passing yards and 23.4 points per game... As a sophomore in 2009, was named All-Great West Conference honorable mention, starting all 10 games at right tackle for the Coyotes... Was an integral part of a USD offense that averaged 460 yards per game (fourth in the nation), 202 rushing yards per game (11th in the nation) and 258 passing yards per game (16th in the nation)... Was part of an offensive line that allowed just 10 sacks (10th in the nation)... In 2008, started all 11 games at right tackle on offensive line that helped the Coyotes rank in the top 10 nationally in scoring offense, total offense and rushing offense.


PERSONAL

Attended Rosemount (Minn.) H.S., where he was a two-year starter on the offensive line... Led his high school team to section championship and a state semifinal berth... Helped pave way for a 1,000-yard rusher... Decorated gingerbread houses with Pediatric Oncology patients at INOVA Fairfax in 2014... Son of John and Karen Compton... Born on May 10, 1989... Majored in Political Science at USD.

YEAR-BY-YEAR STATS

GAMES/STARTS

Year	Team	GP	GS
2013	Was	15	0
2014	Was	16	9
2015	Was	13	1
Career		44	10



WILL COMPTON

LINEBACKER
6-1 | 230
DOB: 9/19/89



2ND NFL SEASON
NEBRASKA
NORTH COUNTY H.S. (BONNE TERRE, MO.)

MILESTONES

NFL debut: 12/29/13 (at NYG)... **First NFL start:** 10/12/12 (at ARI)... **First FR:** 10/11/15 (at ATL, Matt Ryan)... **First sack:** 12/26/15 (at PHI, Sam Bradford)

TRANSACTIONS

Originally entered the NFL with the Washington Redskins as a college free agent on May 2, 2013... Waived on August 31, 2013... Signed to the Redskins' practice squad on September 1, 2013... Signed to the Redskins' active roster on December 24, 2013.

PRO

Former college free agent who made his NFL debut in Week 17 of the 2013 season and provided valuable depth in all 16 games in 2014... Entered 2015 credited by STATS, LLC with 52 tackles (35 solo) in 17 career games with five starts.

YEAR-BY-YEAR

2015 (REDSKINS)

Made season debut vs. MIA (9/13)... Posted two tackles (one solo) in relief duty vs. STL (9/20)... Started in place of Perry Riley, Jr. at NYG (9/24), recording 11 tackles (eight solo)... Posted a team-high seven tackles (five solo) in a start vs. PHI (10/4)... Made two solo tackles and recorded his first career fumble recovery at ATL (10/11)... Registered an assisted tackle at NYJ (10/18)... Posted four tackles (two solo) in the largest comeback win (24 points) in team history vs. TB (10/25)... Led team with 10 tackles (four solo) at NE (11/8)... Started and contributed eight tackles (two solo) and a pass defended in a win vs. NO (11/15)... Started and recorded nine tackles (two solo) and a pass defended at CAR (11/22)... Led team with eight tackles (four solo) in a win vs. NYG (11/29)... Tied for team lead with seven tackles (four solo) vs. DAL (12/7)... Recorded four solo tackles in a win at CHI (12/13)... Posted five tackles (one solo) in a win vs. BUF (12/20)... Registered nine tackles (eight solo) and his first career sack in a division-clinching win at PHI (12/26)... Recorded five solo tackles and his first career interception in regular season finale at DAL (1/3).

2014 (REDSKINS)

Appeared in all 16 games, making five starts. Compiled 52 tackles (35 solo) on the year... Played on special teams at HOU (9/7)... Recorded a solo tackle vs. JAX (9/14)... Made a key special teams tackle at PHI (9/21)... Contributed two tackles (one solo) vs. NYG (9/25)... Made two solo tackles vs. SEA (10/6)... Made first career start at ARI (10/12), recording two tackles (both solo)... Started vs. TEN (10/19) and registered six tackles (four solo)... Contributed on defense and special teams in an overtime win at DAL (10/27), adding an assisted tackle... Played on defense and special teams at MIN (11/2)... Contributed an assisted tackle vs. TB (11/16)... Played on special teams at SF (11/23)... Contributed on defense and special teams at IND (11/30)... Earned third start of the season and posted a then-career-high 14 tackles (nine solo) vs. STL (12/7)... Started at NYG (12/14), finishing second on the team with nine tackles (five solo)... Recorded a career-high 15 tackles (11 solo) in a start vs. PHI (12/20)... Played on defense and special teams vs. DAL (12/28).

2013 (REDSKINS)

Spent the first 16 weeks of the season on the team's practice squad... Signed to the team's active roster in Week 17... Made NFL debut on special teams at NYG (12/29).

COLLEGE

Appeared in 50 games with 37 starts as a linebacker at Nebraska... Finished career with 247 tackles, ranking 12th at Nebraska all-time in that category... Two-time All-Big Ten selection... Finished career with four fumble recoveries, one interception returned for a touchdown, 5.0 sacks and 14.5 tackles for a loss... In 2012, named to the All-Big Ten team after recording a team-high three fumble recoveries and 110 tackles as a senior... Returned an interception 24 yards for a touchdown and had 3.0 sacks... In 2011, recorded 82 tackles and seven tackles for a loss, earning an All-Big Ten selection... In 2010, had 15 tackles and one sack in nine games... As a redshirt freshman in 2009, won the starting linebacker job and earned freshman All-Big 12 honors... Helped Nebraska lead the nation in scoring defense with 40 tackles and half a sack... Redshirted in 2008.

PERSONAL

Attended North County H.S. in Bonne Terre, Mo... Was a four-star recruit and ranked the No. 3 player in the state of Missouri by Rivals.com... Ranked the No. 13 middle linebacker in the nation by Scout.com... As a senior, registered 107 tackles, 4.0 sacks, two interceptions, one forced fumble and one recovered fumble... On offense, had 500 rushing yards, 1,000 all-purpose yard and 14 touchdowns... Received first-team all-state honors from Missouri Sportswriters and Broadcasters Association... As a junior, recorded 71 tackles and an interception, earning all-district and all-conference honors... Finishing with 455 rushing yards and 855 receiving yards, earning first-team all-state honors as a receiver... In 2014, participated in the Get the Ball Rolling Flag Football Experience with 120 middle school students at Redskins Park and played video games with active military members stationed overseas during a Redskins Salute: Pros vs. GI Joes event... Was a business administration major... Born Sept. 19, 1989.

YEAR-BY-YEAR STATS


DEFENSE

Year	Team	G	GS	Tack	Solo	Sack	INT	PD
2013	Was	1	0	0	0	0	0	0
2014	Was	16	5	52	35	0	0	0
2015	Was	16	10	91	51	1	1	3
Career		33	15	143	86	1	1	3

*Tackle stats according to STATS, LLC

ADDITIONAL

Fumbles Forced-Recovered: 0-1 in 2015



KIRK COUSINS

QUARTERBACK
6-3 | 202
DOB: 8/19/88



4TH NFL SEASON
MICHIGAN STATE
HOLLAND CHRISTIAN H.S. (HOLLAND, MICH.)

MILESTONES

NFL debut: 10/7/12 (vs. ATL)... **First start:** 12/16/12 (at CLE)... **First win as starter:** 12/16/12: (at CLE, 38-21)... **First fourth-quarter comeback win:** 12/9/12 (vs. BAL, 31-28 in OT)... **First completion:** 10/7/12 (vs. ATL, 4 yards to Joshua Morgan)... **First passing TD:** 10/7/12 (vs. ATL, 77 yards to Santana Moss)... **First multi-passing TD game:** 12/16/12 (at CLE, 2)... **First 300-yard passing game:** 12/16/12 (at CLE, 329 yards)... **First 400-yard passing game:** 9/21/14 (at PHI, 427 yards).

TRANSACTIONS

Selected by the Washington Redskins in the fourth round (102nd overall) of the 2012 NFL Draft.

PRO

Entered 2015 having appeared in 15 regular season games and one post-season game with nine regular season starts... Completed 33-of-48 passes (68.8 percent) for 466 yards with four touchdowns, three interceptions and a passer rating of 101.6 in his rookie season in 2012... With Robert Griffin III, was part of quarterback duo in 2012 that made the Redskins the first team since the 1970 AFL-NFL merger to have two different rookie quarterbacks lead fourth-quarter comeback wins in the same season and the first team in history with two rookie quarterbacks with 300-yard passing games in a single season.

YEAR-BY-YEAR

2015 (REDSKINS)

Started vs. MIA (9/13) and completed 21-of-31 passes for 196 yards with one touchdown... Started vs. STL (9/20), completing 23-of-27 passes for 203 yards and a touchdown in a Week 2 win... Started at NYG (9/24) and matched career highs in passing attempts (49) and completions (30) for 316 yards with one touchdown... Recorded 31 completions on 46 attempts for 290 yards with one touchdown and no interceptions vs. PHI (10/4) in addition to scoring his first career rushing touchdown. Engineered a 15-play, 90-yard drive culminating with a four-yard touchdown pass to Pierre Garçon to complete his first fourth-quarter come-from-behind victory as a starter... Completed 21-of-32 passes for 219 yards with a touchdown and two interceptions at ATL (10/11), forcing overtime with a four-play, 46-yard drive in 24 seconds to set up a Dustin Hopkins game-tying field goal... Completed 25-of-43 passes for 196 yards with one touchdown and two interceptions at NYJ (10/18)... Completed 33-of-40 passes for 317 yards with three touchdowns and no interceptions, and also rushed three times for 15 yards with a rushing touchdown in the largest comeback win (24 points) in team history vs. TB (10/25). Earned NFC Offensive Player of the Week honors for the performance, as his career-high 33 completions tied Jason Campbell's franchise record (Nov. 18, 2007 against Dallas)... Became the first Redskins quarterback to record at least three passing touchdowns and at least one rushing touchdown in a single game since Trent Green on Nov. 22, 1998. Also became the first Redskins quarterback since 1960 to record three 30-completion games in a single season. According to the Elias Sports Bureau, became the first player to throw game-winning passes in the final 30 seconds of the fourth quarter twice in the same calendar month since Drew Bledsoe in December 2005... Completed 22-of-40 passes for 217 yards with

one touchdown at NE (11/8)... Completed 20-of-25 passes for 324 yards with a career-high four touchdowns and no interceptions for a passer rating of 158.3 in a 47-14 rout vs. NO (11/15). Earned NFC Offensive Player of the Week honors, as his perfect passer rating was the Redskins' first among quarterbacks with at least 20 attempts in records available dating back to 1950 and was the first by any NFL quarterback in 2015 with a minimum of 20 attempts. Became the first Redskins quarterback to pass for at least 300 yards and post a rating of at least 150.0 in a game since Pro Football Hall of Famer Sammy Baugh on Oct. 31, 1948... Completed 22-of-30 passes (73.3 percent) for 207 yards with one touchdown and one interception at CAR (11/22)... Completed 20-of-29 passes for 302 yards with one touchdown and no interceptions for a passer rating of 114.4 in a win vs. NYG (11/29). Also added a rushing touchdown... Completed 22-of-31 passes for 219 yards with one touchdown and no interceptions for a passer rating of 101.4 vs. DAL (12/7). Registered a passer rating of 100.0 or better in four consecutive home games, the longest such streak by a Redskins quarterback (min. 15 attempts in each game) since at least 1960... Completed 24-of-31 passes for 300 yards with one passing touchdown, one rushing touchdown and one interception with a passer rating of 104.2 in a win at CHI (12/13)... Completed 22-of-28 passes for 319 yards and tied his career high with four passing touchdowns and added a 13-yard rushing touchdown in a win vs. BUF (12/20). The 300-yard passing game was his team-record sixth of the season (Sonny Jurgensen in 1967, Jay Schroeder in 1986 and Mark Rypien in 1989 all had five). With his 14th completion of the day broke the Redskins' franchise record for pass completions in a single season (327, Jason Campbell in 2009). Became only the fourth Redskins quarterback since 1950 to record at least four passing touchdowns and a rushing touchdown in a single game, joining Trent Green (Nov. 22, 1998 vs. Arizona), Rypien (Nov. 10, 1991 vs. Atlanta) and Norm Snead (Oct. 28, 1962 at the New York Giants). Finished regular season home slate having thrown 232 consecutive pass attempts at home without an interception dating back to Week 1, the longest such home streak in team history according to the Elias Sports Bureau. His 117.0 passer rating in home games this season was the best by a Redskins quarterback since at least 1950, surpassing the 111.8 mark set by Jurgensen in 1970... Completed 31-of-46 passes for 365 yards with four touchdowns and zero interceptions with a passer rating of 120.3 in a division-clinching win at PHI (12/26). Added to his single-season team records in 300-yard passing games (seven)... Was his third four-touchdown game of the season, tying Jurgensen (three in 1964 and 1967) for the most in a single season by a Redskins quarterback since 1960. Tied Robert Griffin III for the longest streak of 100.0-plus passer rating games (five in 2012) by a Redskins quarterback since 1960... Completed 12-of-15 passes for 176 yards with three touchdowns and no interceptions for a passer rating of 155.1 in regular season finale at DAL (1/3) before exiting in the second quarter. Became the first player in team history to throw three touchdowns in the first quarter of a game. Broke Jay Schroeder's team record for passing yards in a single season (4,109 in 1986) on a 28-yard pass to wide receiver Jamison Crowder. Extended his streak of games with a touchdown pass to 16, passing Joe Theismann (15 in 1982-83) for sole possession of the second-longest streak in team history and becoming the first player in team history to throw a touchdown in all 16 games in a season since the adoption of the 16-game schedule in 1978. Third touchdown pass was his 29th of the season, tying him with Joe Theismann for second-most in a season in team history (29 in 1983). Was his sixth consecutive game with a passer rating of 100.0 or better, the longest streak by a Redskins quarterback in records available back to 1960.

2014 (REDSKINS)

Set career highs in games played (six), games started (five), pass attempts (204), completions (126), passing yards (1,710), passing touchdowns (10) and rushing attempts (seven) in 2014... Active but did not play at HOU (9/7)... Entered in relief vs. JAX (9/14) and completed 22-of-33 passes of 250 yards with two touchdowns and a 109.4 passer rating en route to a 41-10 win. Completed his first 12 passes, the longest consecutive completion streak of his career, exceeding his 10 consecutive completions vs. DAL in 2013... Started at PHI (9/21) and completed 30-of-48 passes for 427 yards with three touchdowns and a passer rating of 103.4. Recorded career highs in completions (30), passing yards (427) and passing touchdowns (three). Was the first 400-yard passing day of his career and the first by a Redskins quarterback since Donovan McNabb vs. Houston on Sept. 19, 2010 (426). Earned FedEx Air Player of the Week honors for his performance... Completed 19-of-33 passes for 257 yards with one touchdown and four interceptions in a start vs. NYG (9/25)... Started vs. SEA (10/6) and completed 21-of-36 passes for 283 yards with two touchdowns and no interceptions with a passer rating of 102.0... Started and completed 24-of-38 passes for 354 yards with two touchdowns at ARI (10/12)... Started vs. TEN (10/19) and completed 10-of-16 passes for 139 yards in one half of action... Active but did not play at DAL (10/27)... Inactive at MIN (11/2), vs. TB (11/16), at SF (11/23), at IND (11/30), vs. STL (12/7) and at NYG (12/14)... Active but did not play vs. PHI (12/20) and vs. DAL (12/28).

2013 (REDSKINS)

Appeared in five games, starting the final three of the season... Active but did not play vs. PHI (9/9), at GB (9/15), vs. DET (9/22), at OAK (9/29), at DAL (10/13) and vs. CHI (10/20)... Completed 5-of-9 passes for 48 yards with two interceptions in reserve at DEN (10/27)... Active but did not play vs. SD (11/3), at MIN (11/7), at PHI (11/17), vs. SF (11/25) and vs. NYG (12/1)... Completed 7-of-16 passes for 59 yards in reserve vs. KC (12/8)... Started at ATL (12/15), completing 29-of-45 passes for 381 yards and three touchdowns, all career highs. Became the first Redskins quarterback in the Super Bowl era to throw for 300 yards in each of his first two career starts, according to the Elias Sports Bureau. Threw for 248 yards in the first half, the most in a first half by a Redskins quarterback since Mark Rypien threw for 259 yards in the first two quarters vs. Atlanta on Nov. 10, 1991... Started and completed 21-of-36 passes for 197 yards with one touchdown and one interception vs. DAL (12/22). Also posted two rushing attempts for 10 yards... Started and completed 19-of-49 passes for 169 yards at NYG (12/29).

2012 (REDSKINS)

Played in three regular season games with one start and saw his first post-season action... Was active but did not play as the second quarterback in a season-opening win at NO (9/9), at STL (9/16), vs. CIN (9/23) and at TB (9/30)... Saw his first action vs. ATL (10/7), entering in relief of the injured Robert Griffin III in the third quarter and completing 5-of-9 passes for 111 yards with a touchdown and two interceptions. His first career pass attempt was a four-yard completion to wide receiver Joshua Morgan. In the fourth quarter, he threw the first touchdown pass of his career, finding Santana Moss for a 77-yard touchdown. With the pass, the Redskins became the first team since the 1941 Chicago Cardinals to have two rookie quarterbacks each throw a touchdown pass of 75+ yards in the same season... Active but did not play vs. MIN (10/14), at NYG (10/21), at PIT (10/28), vs. CAR (11/4), vs. PHI (11/18), at DAL (11/22) and vs. NYG (12/3)... Led the first fourth-quarter comeback of his career, replacing Griffin III in the final two minutes of a win vs. BAL (12/9). Led an eight-point fourth-quarter comeback, making the Redskins the first team since the 1970 AFL-NFL merger to have two different rookie quarterbacks lead fourth-quarter comeback wins in the same season. Hit Pierre Garçon for an 11-yard touchdown and then converted the game-tying two-point conversion on a quarterback draw, marking the first time in team history that the Redskins had scored a two-point conversion to send a game to overtime. The comeback was named the NFL GMC Never Say Never Moment of the Week... Made his first career start in a win at CLE (12/16), completing 26-of-37 passes for


329 yards with two touchdowns, all career highs. He and Griffin III became the first duo to each have started a game for the Redskins as rookies in the same season since Heath Shuler and Gus Frerotte in 1994. With Cousins' victory in Week 15 and Griffin III's win in Week 1, the Redskins became the first team in a non-strike season to have two different rookie quarterbacks win their first career starts in the same season since rookies John Elway and Gary Kubiak won their starting debuts with the Denver Broncos in 1983. The game was Cousins' first 300-yard passing performance, as the Redskins became the first team in NFL history to have two different rookie quarterbacks post 300-yard passing games in the same season. Won Pepsi NFL Rookie of the Week and GMC Never Say Never Moment of the Week for his efforts... Active but did not play at PHI (12/23) and vs. DAL (12/30)... Completed three-of-10 passes for 31 yards in relief of an injured Griffin III in the NFC Wild Card Round vs. SEA (1/6).

COLLEGE

Appeared in 45 games, starting 39 of his last 40 contests, completing 723-of-1,128 passes (64.10%) for 9,131 yards, 66 touchdowns and 30 interceptions... Gained 9,004 yards on 1,239 plays, an average of 7.33 yards per snap and 200.08 yards per game... Holds the school career-record with 66 touchdown passes, topping the previous mark of 61 by Jeff Smoker (2000-03)... Exited Michigan State ranking tenth on the Big Ten Conference all-time touchdown passes list (66)... His 25 touchdown passes in 2011 broke the old school season record of 22 by Drew Stanton in 2005... Threw for at least two touchdowns in 19 starts... Set school record for career pass completions (723)... His 34 completions vs. Notre Dame in 2011 were one shy of Smoker's school single-game record (35 vs. Ohio State in 2003)... One of seven players in school history to complete at least 60 percent of his passes for MSU, as his pass completion percentage of 64.1 is second in school history and tied for seventh in Big Ten Conference history... Established a Michigan State career-record with a 146.08 pass efficiency rating, topping the old mark of 142.3 by Gene Glick (1946-49)... Holds the school record with 9,004 yards in total offense for his career... Was only the second player in Spartan history to be named team captain as a sophomore and the first since 1949... Holds the school career record with 26 games throwing for at least 200 yards... One of only sixteen players in the history of the university to earn Academic All-Big Ten Conference honors all four seasons.

PERSONAL

In the 2013 offseason, published his first book, "Game Changer: Faith, Football, & Finding Your Way," in which he uses a letter written to his 15-year-old self to serve as guidance for young athletes... Attended Holland (Mich.) Christian H.S., where he lettered in football, baseball and basketball... Earned All-Ottawa-Kent Conference honors as a quarterback for the football team, as a pitcher for the baseball squad and as a shooting guard for basketball... Was a three-star prospect by Rivals.com, which rated him Michigan's 27th-best overall prospect... Closed out his career by completing 198-of-366 passes (.541) for 3,204 yards, 40 touchdowns and 18 interceptions in sixteen games, as he had at least three touchdown passes in nine of those contests... In 2006, Cousins was an All-State and Academic All-State honorable mention choice by the Michigan High School Football Coaches Association, as he went on to set 35 school game-, season- and career-records en route to garnering Area Player of the Year accolades... That season, he completed 130-of-231 throws (.563) for 2,088 yards, 28 touchdowns and 10 interceptions as a senior, leading the Maroons to a program-best 7-3 record while qualifying for the playoffs for the first time in school history... Graduated from Michigan State in December 2011 with a 3.68 grade point average, majoring in Kinesiology... Participated in the Spartan Buddies program, volunteering in the pediatric ward at Sparrow Hospital in Lansing and in the Athletes in Action sports ministry... In the spring of 2013, served as the color analyst on the Big Ten Network broadcast of Michigan State's Green-White Spring Game... Has volunteered at Tyler's Kids Outreach Football Camp and Extreme Recess events at Redskins Park, as well as Ryan Kerrigan's Blitz for the Better Foundation fundraising events, acting as a celebrity waiter at a special dinner event. Helped raise funds for breast cancer research and services for the American Cancer Society at the SACK Cancer Gala in 2014... Son of MaryAnn and Don Cousins... Father is a minister... Brother, Kyle, lettered four times as a pitcher at Calvin College (Grand Rapids, Mich.)... Married his wife, Julie, in the 2014 offseason... Born Aug. 19, 1988.



CAREER HIGHS

SINGLE-GAME

Pass Attempts:	49, twice, last at New York Giants (09/24/15)
Pass Completions:	33, vs. Tampa Bay (10/25/15)
Yards Passing:	427, at Philadelphia (09/21/14)
Long (Passing):	81t, at Philadelphia (09/21/14)
Passing Touchdowns:	4, three times, last at Philadelphia (12/26/15)
Passer Rating:	158.3, vs. New Orleans (11/15/15)
Carries:	4, at Chicago (12/13/15)
Rushing Yards:	22, at Cleveland (12/16/12)
Long (Rushing):	17, at Cleveland (12/16/12)
Rushing Touchdowns:	1, five times, last vs. Buffalo (12/20/15)

YEAR-BY-YEAR STATS

PASSING

Year	Team	G	GS	Att	Comp	Pct	Yds	Yd/A	TD	Int	Lg	Rate
2012	Was	3	1	48	33	68.8	466	9.7	4	3	77t	101.6
2013	Was	5	3	155	81	52.3	854	5.5	4	7	32	58.4
2014	Was	6	5	204	126	61.8	1710	8.4	10	9	81t	86.4
2015	Was	16	16	543	379	69.8	4166	7.7	29	11	78t	101.6
Career		30	25	950	619	65.2	7196	7.6	47	30	81t	91.3

RUSHING

Year	Team	Att	Yds	Avg	Lg	TD
2012	Was	3	22	7.3	17	0
2013	Was	4	14	3.5	6	0
2014	Was	7	20	2.9	12	0
2015	Was	26	48	1.8	13t	5
Career		40	104	2.6	17	5

POSTSEASON

2012 (WAS): 1 G, 3-of-10 (30.0%), 31 yds, 40.0 rating; 1 rush for 0 yards

ADDITIONAL

Record as Starter: 11-14 (0.440) career; 11-14 (0.440) with Redskins

Fumbles-Lost: 1-0 in 2012, 3-2 in 2013, 2-2 in 2014, 8-3 in 2015

Fourth Quarter Comeback Wins: 3 (12/9/12 vs. BAL; 10/4/15 vs. PHI; 10/25/15 vs. TB) | **Overtime Wins:** 1 (12/9/12 vs. BAL)


300-Yard Passing Games: 11 (1 in 2012, 1 in 2013, 2 in 2014, team-record 7 in 2015)

JAMISON CROWDER

WIDE RECEIVER
5-8 | 185
DOB: 6/17/93



ROOKIE
DUKE
MONROE (N.C.) H.S.



MILESTONES

NFL debut: 9/13/15 (vs. MIA)... **First reception:** 9/13/15 (vs. MIA, caught for no gain from Kirk Cousins)... **First rush:** 9/13/15 (vs. MIA, 2 yards)... **First receiving TD:** 11/15/15 (vs. NO, 11 yards from Kirk Cousins)

TRANSACTIONS

Originally selected by the Washington Redskins in the fourth round (105th overall) of the 2015 NFL Draft.

YEAR-BY-YEAR

2015 (REDSKINS)

Made NFL debut vs. MIA (9/13), returning two punts for 23 yards (11.5 avg.), rushing once for two yards and catching a pass for no gain... Caught one pass for seven yards in addition to returning five punts for 12 yards vs. STL (9/20)... Recorded then-career highs in receptions (six) and receiving yards (45) in addition to returning one punt for 10 yards at NYG (9/24)... Posted then-career highs in receptions (seven) and receiving yards (65) vs. PHI (10/4), becoming the first Redskins rookie to lead the team in receiving yards in a game since tight end Jordan Reed in Week 8 of the 2013 season... Earned first career start at ATL (10/11), notching career highs in receptions (eight) and receiving yards (87) for a third straight week... Caught four passes for 40 yards at NYJ (10/18)... Started and gained 48 yards on five receptions in the largest comeback win (24 points) in team history vs. TB (10/25)... Gained 50 yards on a team-high six receptions at NE (11/8)... Recorded his first career touchdown on an 11-yard pass from Kirk Cousins in a win vs. NO (11/15). Finished the game with 60 yards on four receptions... Caught one pass for five yards and added a 13-yard kickoff return and two punt returns for three yards at CAR (11/22)... Caught two passes for 12 yards and also recorded a career-long 16-yard punt return in a win vs. NYG (11/29)... Gained 29 yards on three receptions vs. DAL (12/7)... Caught one pass for 13 yards in a win at CHI (12/13)... Gained 21 yards on three receptions in a win vs. BUF (12/20)... Caught two passes for 13 yards in a division-clinching win at PHI (12/26), pushing his season receptions total to 54 to move past Pro Football Hall of Famer Charley Taylor (53 in 1964) for third-most by a Redskins rookie. Also recorded his second two-point conversion of the season, tying Darnerien McCants (two in 2003) for the most in a single season in team history... Caught five passes for a career-high 109 receiving yards, his first career 100-yard receiving game, in regular season finale at DAL (1/3). Finished season with 59 receptions, passing Art Monk (58 in 1980) for the most by a rookie in team history and the second-most by a member of the Redskins in his first NFL season, trailing Gary Clark (72 in 1985). Recorded his second receiving touchdown of the season in the first quarter, becoming the first Redskins rookie wide receiver with multiple receiving touchdowns in a season since Rod Gardner in 2001.

COLLEGE

Played collegiately at Duke from 2011-14, catching 283 passes for 3,641 receiving yards and 23 receiving touchdowns in 52 games with 40 starts. Also rushed 21 times for 135 yards and one touchdown, returned 44 kickoffs for 930 yards and returned 65 punts for 869 yards and four punt return touchdowns... Amassed 5,575 career all-purpose yards and scored 168 points on 28 touchdowns... Earned first-team All-ACC honors at both receiver and

return specialist in 2013 and 2014... Was a six-time ACC Player of the Week selection... Finished career ranking second in Duke history in receiving yards, all-purpose yards, punt return yards, and third in touchdown receptions... Served as team captain as a senior in 2014, starting all 13 games and catching 85 passes for 1,044 yards with six receiving touchdowns and returning 22 punts for 280 yards with two punt return touchdowns... Set an ACC record with 108 receptions in 2013.

PERSONAL

Attended Monroe (N.C.) H.S., where he helped Monroe to a three-year record of 29-10 with three state playoff berths... Rushed for 641 yards and 11 touchdowns as a senior, also catching 41 passes for 790 yards and nine touchdowns in addition to posting four returns for scores... Was a 2010 first-team all-state (1A) choice by NCPreps.com and the Rocky River Conference Offensive Player of the Year... Participated in the 74th annual Shrine Bowl of the Carolinas played in December 2010... Also participated in basketball and track and field. Helped Monroe to a 32-1 record and the 2010 1A state basketball championship... Graduated from Duke in December, 2014 with a degree in sociology while minoring in African and African American studies... Son of Brenda and James Crowder... Born June 17, 1993.

YEAR-BY-YEAR STATS

RECEIVING

Year	Team	GP	GS	No	Yds	Avg	Lg	TD
2015	Was	16	6	59	604	10.2	44	2
Career		16	6	59	604	10.2	44	2

RUSHING

Year	Team	GP	GS	Att	Yds	Avg	Lg	TD
2015	Was	16	6	2	2	1	2	0
Career		16	6	2	2	1	2	0

PUNT RETURN

Year	Team	PR	Yds	Avg	Lg	TD
2015	Was	30	158	5.3	16	0
Career		30	158	5.3	16	0

KICK RETURN

Year	Team	KR	Yds	Avg	Lg	TD
2015	Was	1	13	13	13	0
Career		1	13	13	13	0

ADDITIONAL

Fumbles-Lost: 3-1 in 2015
Passing: 0-for-1 in 2015

CAREER HIGHS

SINGLE-GAME

Receptions:	8, at Atlanta (10/11/15)
Receiving Yards:	109, at Dallas (01/03/16)
Receiving Touchdowns:	1, twice, last at Dallas (01/03/16)
Punt Returns:	5, vs. St. Louis (09/20/15)
Punt Return Yards:	24, vs. NY Giants (11/29/15)

QUINTON DUNBAR

CORNERBACK
6-2 | 201
DOB: 7/22/92



ROOKIE
FLORIDA

BOOKER T. WASHINGTON H.S. (MIAMI, FLA.)



MILESTONES

NFL debut: 10/4/15 (vs. PHI)... **First INT:** 11/29/15 (vs. NYG, Eli Manning)

TRANSACTIONS

Originally entered the NFL with the Washington Redskins as a college free agent on May 11, 2015... Waived on September 5, 2015... Signed to the Redskins' practice squad on September 6, 2015... Signed to the Redskins' active roster on September 29, 2015.

YEAR-BY-YEAR

2015 (REDSKINS)

Transitioned from wide receiver to cornerback in training camp, impressing coaches with his length and physicality... Spent first three weeks of the season on the practice squad... Signed to active roster in Week 4 and made his NFL debut on special teams vs. PHI (10/4)... Contributed on special teams at ATL (10/11)... Made defensive debut at NYJ (10/18), recording a pass defensed, in addition to contributing on special teams... Contributed on defense and special teams vs. TB (10/25)... Played on special teams vs. NE (11/8)... Inactive vs. NO (11/15)... Contributed on defense and special teams at CAR (11/22)... Recorded two solo tackles and the first interception of his career among his career-high two passes defensed in a win vs. NYG (11/29)... Posted two solo tackles vs. DAL (12/7) and in a win at CHI (12/13)... Registered a career-high four tackles (three solo) and a pass defensed in a win vs. BUF (12/20)... Notched two solo tackles and a pass defensed in a division-clinching win at PHI (12/26)... Inactive with quad injury at DAL (1/3).

COLLEGE

Played wide receiver collegiately at Florida from 2010-14, playing in 49 games with 33 starts and recording 111 career receptions for 1,500 yards with eight touchdowns... As a senior in 2014, started eight of the 11 games in which he appeared, finishing second on the team with 21 receptions for 353 yards with two touchdowns... Started all 12 games as a junior in 2013, ranking second on the team with 40 catches for 548 yards... Played in 13 games, starting eight, as a sophomore in 2012, catching 36 passes for 383 yards and a team-high four touchdown receptions... As a freshman in 2011, started five of the 12 games in which he played, recording 14 receptions for 216 yards with two touchdowns... Made collegiate debut vs. Miami University in 2010 before redshirting.

PERSONAL

Attended Booker T. Washington H.S. in Miami, where he was rated a four-star prospect and the No. 24 wide receiver in the country by Rivals.com... Recorded more than 500 receiving yards as a senior a year after catching 39 passes for 703 yards and seven touchdowns during his junior season... Named All-Dade First Team wide receiver in 2008... Received FSWA 4A All-State Honorable Mention in 2008... Son of Twanette Dunbar... Born July 22, 1992.

YEAR-BY-YEAR STATS

DEFENSE

Year	Team	G	GS	Tack	Solo	Sack	INT	PD
2015	Was	11	1	12	11	0	1	5
Career		11	1	12	11	0	1	5

*Tackle stats according to STATS, LLC

CAREER HIGHS

SINGLE-GAME


Total Tackles:	4, vs. Buffalo (12/20/15)
Solo Tackles:	3, vs. Buffalo (12/20/15)
Interceptions:	1, vs. NY Giants (11/29/15)
Passes Defensed:	2, vs. NY Giants (11/29/15)

DESHAZOR EVERETT

CORNERBACK
6-0 | 193
DOB: 2/22/92



ROOKIE
TEXAS A&M
DERIDDER (LA.) H.S.



MILESTONES

NFL debut: 10/4/15 (vs. PHI)

TRANSACTIONS

Originally entered the NFL with the Tampa Bay Buccaneers as a college free agent on May 4, 2015... Waived by the Buccaneers on July 29, 2015... Signed with the Washington Redskins on August 1, 2015... Waived by the Redskins on September 7, 2015... Signed to the Redskins' practice squad on September 8, 2015... Signed to Redskins' active roster on October 3, 2015.

YEAR-BY-YEAR

2015 (BUCCANEERS/REDSKINS)

Signed with the Buccaneers as a college free agent but was waived on July 29... Signed with the Redskins during training camp... Made the Redskins' 53-man roster after final cuts but was waived a day later and signed to the practice squad... Signed to the Redskins' active roster in Week 4 and made his NFL debut on special teams vs. PHI (10/4)... Contributed on special teams at ATL (10/11), at NYJ (10/18) and vs. TB (10/25)... Played on defense and special teams at NE (11/8). Recorded three tackles (two solo) in a win vs. NO (11/15)... Contributed on defense and special teams at CAR (11/22)... Inactive with a hamstring injury vs. NYG (11/29) and vs. DAL (12/7)... Returned to action on special teams in a win at CHI (12/13)... Contributed on special teams in a win vs. BUF (12/20)... Made two special teams tackles in a division-clinching win at PHI (12/26)... Posted two tackles (one solo) in regular season finale at DAL (1/3).

COLLEGE

Played collegiately at Texas A&M from 2011-14, appearing in 50 career games. Recorded 218 total tackles (123 solo), 26 passes defended, five interceptions and a fumble recovery during his career with the Aggies... As a senior in 2014, ranked second on the team with 73 stops including a team-high 45 solo tackles while starting every game at cornerback... Started nine games as a junior in 2013, recording defensive touchdowns in back-to-back games with a 12-yard fumble recovery against SMU and a career-long 34-yard pick-six at Arkansas... As a sophomore in 2012, started in 12 of 13 games, seeing action at cornerback and safety but missing one game due to injury. Intercepted QB A.J. McCarron at the goal line to stop a late Tide rally in the Aggies' 29-24 upset win at No. 1 Alabama... Was a reserve and special teamer as a true freshman in 2011.. Majored in agricultural leadership and development.

PERSONAL

Attended DeRidder (La.) H.S., where he was a two-time All-Louisiana selection... Posted 130 tackles (10 for loss), three sacks and an interception as a senior. Also amassed 618 rushing yards and seven touchdowns on 72 carries on offense... Named PrepStar All-Region... Ranked No. 27 in Louisiana by SuperPrep and was a three-star recruit by Rivals.com... Full name: Deshazor Duntée' Everett... Guardians are Monica and Joseph Bolden... Born Feb. 22, 1992.

YEAR-BY-YEAR STATS

DEFENSE

Year	Team	G	GS	Tack	Solo	Sack	INT	PD
2015	Was	11	0	5	3	0	0	0
Career		11	0	5	3	0	0	0

**Tackle stats according to STATS, LLC*

CARLOS FIELDS

LINEBACKER
6-1 | 242
DOB: 10/3/90



1ST NFL SEASON
WINSTON-SALEM STATE
NORTH VANCE H.S. (HENDERSON, N.C.)



MILESTONES

NFL debut: 12/7/15 (vs. DAL)

TRANSACTIONS

Originally entered the NFL with the Oakland Raiders as a college free agent on May 16, 2014... Waived by the Raiders on August 30, 2014... Signed to the Tampa Bay Buccaneers' practice squad on September 1, 2014... Released from the Buccaneers' practice squad on September 30, 2014... Signed to the New York Giants' practice squad on October 15, 2014... Released from the Giants' practice squad on October 28, 2014... Signed to the Indianapolis Colts' practice squad on October 30, 2014... Re-signed with the Colts on January 19, 2015... Waived by the Colts on September 5, 2015... Signed to the Washington Redskins' practice squad on November 9, 2015... Signed to the Redskins' active roster on December 5, 2015.

YEAR-BY-YEAR

2015 (COLTS/REDSKINS)

Spent the offseason with the Colts before being waived during final cuts... Signed to the Redskins' practice squad on Nov. 9 and was promoted to the active roster on Dec. 5... Made NFL debut on special teams vs. DAL (12/7)... Contributed on special teams in wins at CHI (12/13), vs. BUF (12/20) and the division-clinching win at PHI (12/26)... Made a solo tackle in regular season finale at DAL (1/3).

2014 (RAIDERS/BUCCANEERS/GIANTS/COLTS)

Signed with the Raiders as an undrafted free agent... Waived by the Raiders on Aug. 30... Spent time on the practice squads of the Buccaneers, Giants and Colts.

COLLEGE

Played collegiately in 47 games at Winston-Salem State, compiling 321 tackles (183 solo), 8.0 sacks, five interceptions and 34.5 tackles for loss... As a redshirt senior, earned First Team All-America honors by D2Football.com and was named the Central Intercollegiate Athletic Association Co-Defensive Player of the Year after recording 93 tackles (43 solo), two interceptions, 10 passes defensed and one forced fumble in 12 games... Earned First Team All-CIAA honors and was named the CIAA Defensive Player of the Year as a junior, finishing with 116 tackles (67 solo), 1.5 sacks, nine tackles for loss, two interceptions, seven passes defensed and one forced fumble in 15 games... Ranked second on the team with 81 tackles (51 solo) while totaling 12 tackles for loss, 4.5 sacks, two INTs, 11 passes defensed, two forced fumbles and three fumble recoveries in 11 games en route to Second Team All-CIAA honors as a sophomore... Played in nine games as a freshman and recorded 31 tackles (21 solo), five tackles for loss, 2.0 sacks and one pass defensed... Redshirted his true freshman season in 2009.

PERSONAL

Attended North Vance H.S. in Henderson, N.C., where he led North Vance to the Mid-State Conference Championship and was named the MSC Defensive Player of the Year as a senior... Posted over 100 tackles as a senior... Played in the North Carolina East vs. West All-Star Game... Was a two-sport standout that received all-conference honors in football and basketball... Son of Carlos Fields, Sr. and Shelia Seward... Born Oct. 3, 1990.

YEAR-BY-YEAR STATS

DEFENSE

Year	Team	G	GS	Tack	Solo	Sack	INT	PD
2015	Was	5	0	1	1	0	0	0
Career		5	0	1	1	0	0	0

**Tackle stats according to STATS, LLC*

MASON FOSTER

LINEBACKER
6-1 | 241
DOB: 3/1/89



5TH NFL SEASON
WASHINGTON
SEASIDE (CALIF.) H.S.



MILESTONES

NFL debut: 9/11/11 (vs. DET)... **First NFL start:** 9/18/11 (at MIN)...
Redskins debut: 10/4/15 (vs. PHI)... **First sack:** 9/18/11 (at MIN, Donovan McNabb)... **First FF:** 9/18/11 (at MIN, Adrian Peterson)... **First INT:** 12/11/11 (at JAX, Blaine Gabbert)... **First INT TD:** 9/15/13 (vs. NO, Drew Brees, 85 yards)

TRANSACTIONS

Selected by the Tampa Bay Buccaneers in the third round (84th overall) of the 2011 NFL Draft... Signed with the Chicago Bears as an unrestricted free agent on March 25, 2015... Released by the Bears on September 5, 2015... Signed with the Washington Redskins on September 29, 2015.

PRO

Fifth-year NFL veteran who joined the Redskins in Week 4 of the 2015 season having previously appeared in 57 games with 54 starts... Compiled 341 tackles (240 solo), 12 passes defended, six sacks, five interceptions (two returned for touchdown), two forced fumbles and two recoveries with Tampa Bay from 2011-14.

YEAR-BY-YEAR

2015 (BEARS/REDSKINS)

Spent the offseason with the Bears after signing with Chicago as an unrestricted free agent on March 25... Released by the Bears during final cuts... Signed with the Redskins in Week 4 and made Redskins debut vs. PHI (10/4)... Contributed on special teams at ATL (10/11) and at NYJ (10/18)... Played on defense and special teams vs. TB (10/25) and at NE (11/8)... Registered an assisted tackle vs. NO (11/15) and at CAR (11/22)... Contributed on special teams vs. NYG (11/29)... Made first start as a member of the Redskins vs. DAL (12/7), tying for the team lead with seven tackles (four solo) and recording a forced fumble and a fumble recovery... Tied for team lead with six solo tackles in a win at CHI (12/13)... Made six tackles (three solo) in a win vs. BUF (12/20)... Recorded seven tackles (six solo) in a division-clinching win at PHI (12/26)... Posted five tackles (four solo) in regular season finale at DAL (1/3).

2014 (BUCCANEERS)

Started all 10 games in which he appeared, recording 62 tackles (40 solo) and two passes defended... Opened season with nine tackles (five solo) vs. CAR (9/7)... Added two solo tackles vs. STL (9/14)... Missed Weeks 3-5 before recording eight tackles (five solo, one for loss) in his return vs. BAL (10/12)... Posted seven tackles (three solo) at CLE... Matched season high with nine tackles (six solo) vs. ATL (11/9)... Had five tackles (three solo) and a pass defended vs. WAS (11/16)... Recorded eight tackles (seven solo) at CHI (11/23)... Made six tackles (four solo) vs. CIN (11/30)... Did not play in Weeks 14-15 or Week 17... Had a solo tackle and an assisted tackle vs. GB (12/21).

2013 (BUCCANEERS)

Was one of 10 NFL players to have 90+ tackles, 2+ sacks and 3+ interceptions, and was one of two players in that group with two touchdowns... Tied for the NFL lead in interception return touchdowns (two). His 122 inter-

ception return yards were the sixth-most in the NFL and the second-most in a season by a Buccaneers linebacker, trailing only Derrick Brooks' 218 in 2002... Started at NYJ (9/8), recording eight tackles, including one for loss, a career-high two sacks and one forced fumble... Against NO (9/15), posted seven tackles, two passes defended and an interception of Drew Brees, which he returned 85 yards for his first career touchdown... Recorded eight tackles at NE (9/22)... Posted five tackles, including one for loss, and a pass defended vs. ARI (9/29)... Registered five tackles and a pass defended vs. PHI (10/13)... Notched four tackles at ATL (10/20)... Recorded five tackles vs. CAR (10/24)... Registered four tackles at SEA (11/3)... Collected six tackles (two for loss) vs. MIA (11/11)... Intercepted Matt Ryan and returned it 37 yards for a touchdown vs. ATL (11/17)... Missed first game of his career at DET (11/24)... Returned to action at CAR (12/1) and notched nine tackles... Led team with nine tackles and recorded one interception vs. BUF (12/8)... Collected seven tackles vs. SF (12/15)... Notched seven tackles, including two for loss, at STL (12/22)... Tallied three tackles and a pass defended at NO (12/29).

2012 (BUCCANEERS)

Started all 16 contests, ranking second on the team with a career-high 104 tackles... Added one interception, one pass defended, a career-high 13 tackles for loss and a fumble recovery... Recorded his first sack and fumble recovery of the season at MIN (10/25)... Registered another sack vs. SD (11/11).

2011 (BUCCANEERS)

Played in all 16 contests with 15 starts during rookie season, collecting 83 tackles, two sacks, one interception, five tackles for loss, two passes defended, one forced fumble and one fumble recovery... Made NFL debut vs. DET (9/11)... Recorded first career start a week later at MIN (9/18), posting his first career 10-tackle game including his first career sack and first career forced fumble. Finalist for Pepsi Rookie of the Week... Recorded a seven-yard sack among five tackles vs. ATL (9/25)... Recovered a fumble at SF (10/9)... Notched first career INT at JAX (12/11), picking off Blaine Gabbert.

COLLEGE

Started 41-of-50 games at Washington from 2007-10, totaling 378 career tackles, including 241 solo tackles, 38.5 TFL, 10.5 sacks, 15 passes defended, eight forced fumbles, four fumble recoveries, one blocked kick, and four interceptions, including one for a touchdown... Served as a team captain in 2010, starting all 13 games. His 163 tackles in 2010 ranked first in the Pac-10 and second in the nation, and his career 378 tackles ranked eighth in school history... Named Defensive MVP of the 2010 Holiday Bowl win over Nebraska with 12 total tackles, including 3.0 tackles for loss and 2.0 sacks... Named first-team All-America by Scout.com and Rivals.com, in addition to being named first-team All-Pac-10 and Associated Press third-team honors his senior season... Set a school record and led the Pac-10 with six forced fumbles in 2009, the third-most in the nation... Named Huskies' Defensive MVP as a sophomore, after leading the Pac-10 in tackles per game (8.75) and earning Washington defensive player of the week honors four times... One of seven true freshmen to see action in 2007, playing in all 13 games and starting four... Invited to play in the 2011 Senior Bowl.

PERSONAL

Attended Seaside (Calif.) H.S., where he played linebacker and quarterback and was named the Monterey County Player of the Year by the Monterey Herald... Named an All-Central Coast Section first-team linebacker by the San Jose Mercury News and was also an all-league first-teamer as a junior... Led Seaside to a 12-1 overall record, a 5-0 league record, a Monterey Bay league title and the CIF Central Coast Section small school championship in 2006... Completed 68-of-105 passes for 951 yards and 12 touchdowns, carried the ball 105 times for 657 yards and 11 touchdowns, notched one receiving touchdown and had 158 total tackles, eight sacks and five interceptions, two of which he returned for touchdowns that season. Also scored on kickoff returns of 95 and 97 yards... Ranked the No. 68 linebacker recruit in the country by Rivals... Majored in American ethnic studies... Son of William and Margarete Foster... Born March 1, 1989.

COMMUNITY

In June 2013, participated in Tampa Bay's "Cut for a Cure" charity challenge, having his head shaved by pediatric cancer patients to support the Pediatric Cancer Foundation... Led students through football drills and promoted the importance of health and fitness for the opening of the BUCS CARE School Fitness Zone at Sulphur Springs Elementary in December 2012... Signed autographs and interacted with fans during the team's annual Kickoff Party, presented by Miller Lite, in September 2011... Joined Buccaneers teammates and more than 100 UnitedHealthcare employees to pack food boxes at Feeding America Tampa Bay in September 2011 and December 2012... Helped teach football drills and spoke on the importance of living a healthy lifestyle to South London school students in October 2011. Greeted fans at the International Series Fan Rally event at Trafalgar Square, London in October 2011... Distributed candy, signed autographs and played games with over 700 underprivileged children at Lowry Park Zoo for the Buccaneers' annual Halloween Celebration in October 2011... Visited patients at All Children's Hospital and sang Christmas carols to residents of Westminster Palms Retirement Home in December 2011.

YEAR-BY-YEAR STATS

DEFENSE

Year	Team	G	GS	Tack	Solo	Sack	INT	PD
2011	TB	16	15	83	57	2	1	2
2012	TB	16	16	104	80	2	1	1
2013	TB	15	13	92	63	2	3	7
2014	TB	10	10	62	40	0	0	2
2015	Was	13	5	34	24	0	0	0
Career		70	59	375	264	5	5	12

**Tackle stats according to STATS, LLC*

ADDITIONAL


Fumbles Forced-Recovered: 1-1 in 2011, 0-1 in 2012, 1-0 in 2013, 1-1 in 2015

INT Touchdowns: 2 in 2013

CAREER HIGHS

SINGLE-GAME

Total Tackles:	13, at NY Giants (09/16/12)
Solo Tackles:	12, at NY Giants (09/16/12)
Interceptions:	1, five times, last vs. Buffalo (12/08/13)
Interception Touchdowns:	1, twice, last vs. Atlanta (11/17/13)
Passes Defensed:	2, vs. New Orleans (09/15/13)
Forced Fumbles:	1, three times, last vs. Dallas (12/07/15)
Fumble Recoveries:	1, three times, last vs. Dallas (12/07/15)



PIERRE GARÇON

WIDE RECEIVER
6-0 | 216
DOB: 8/8/86



8TH NFL SEASON
MOUNT UNION

JOHN I. LEONARD H.S. (GREENACRES, FLA.)

HONOR ROLL

USA Today All-Joe Team (2013)

MILESTONES

NFL debut: 9/14/08 (at MIN)... **Redskins debut:** 9/9/12 (at NO)... **First reception:** 11/9/08 (at PIT, 2 yards from Peyton Manning)... **First receiving TD:** 9/21/09 (at MIA, 48 yards from Peyton Manning)... **First multi-TD game:** 12/9/10 (at TEN, 2)... **First 100-yard receiving game:** 11/22/09 (at BAL, 108 yards)... **First 150-yard receiving game:** 12/4/11 (at NE, 150 yards)... **First Super Bowl TD:** 2/7/10 (SB XLIV, vs. NO, 19 yards from Peyton Manning)... **First 150-yard receiving postseason game:** 1/24/10 (vs. NYJ, 151 yards)... **First FR TD:** 09/30/12 (at TB)

TRANSACTIONS

Selected by the Indianapolis Colts in the sixth round (No. 205 overall) of the 2008 NFL Draft... Signed with the Washington Redskins as an unrestricted free agent on March 13, 2012.

PRO

Entered 2015 having played in 100 regular season games with 83 starts... Amassed 413 career receptions for 5,250 yards and 28 touchdowns through the conclusion of the 2014 season... Tenacious perimeter blocker who contributed to the Redskins' 6,564 rushing yards across the 2012-14 seasons, third-most in the NFL... In 2013, caught 113 passes to break Art Monk's team record for receptions in a season... Became one of the offense's key components in 2012, leading Washington with 633 receiving yards in only 10 games and going 9-1 in games in which he played... Has appeared in five postseason games, starting all five... Has 30 career postseason receptions for 413 yards with three touchdowns.

YEAR-BY-YEAR

2015 (REDSKINS)

Opened the season with a team-high six receptions for 74 yards (12.0 avg.) vs. MIA (9/13)... Caught six passes for 23 yards and recorded his first receiving touchdown of the year vs. STL (9/20)... Caught five passes for 64 yards at NYG (9/24)... Caught seven passes for 55 yards including a game-winning four-yard touchdown reception from Kirk Cousins with 26 seconds remaining vs. PHI (10/4). The touchdown was the 30th of his career... Gained 51 yards on three receptions at ATL (10/11)... Caught five passes for 28 yards including a two-yard touchdown at NYJ (10/18)... Gained 55 yards on five receptions in the largest comeback win (24 points) in team history vs. TB (10/25)... Caught four passes for 70 yards at NE (11/8) and passed Roy Jefferson for 13th-most receiving yards in team history... Caught two passes for 10 yards in a win vs. NO (11/15)... Gained 43 yards on three receptions at CAR (11/22)... Caught three passes for 35 yards in a win vs. NYG (11/29). Moved past Hugh Taylor (272) into the Top 10 in career receptions in team history... Gained 54 yards on five receptions vs. DAL (12/7), moving past Michael Westbrook (277) for ninth-most receptions in team history during the game... Caught five passes for 52 yards in a win at CHI (12/13)... Gained 34 yards on three receptions including an 18-yard catch on third-and-16 to extend a drive he later finished with a five-yard touchdown catch in a win

vs. BUF (12/20)... Caught seven passes for a season-high 80 yards with a touchdown in a division-clinching win at PHI (12/26), recording touchdowns in consecutive games for the first time since Weeks 6-7 of the 2014 season... Recorded three receptions for 49 yards with a touchdown in regular season finale at DAL (1/3). Recorded a 39-yard touchdown reception, his sixth of the season, tying his career high set in 2010 and 2011. Recorded a receiving touchdown in three consecutive games for the first time since Weeks 12-14 of the 2012 season.

2014 (REDSKINS)

Played in all 16 games with 14 starts, compiling 752 receiving yards and three touchdowns on a team-high 68 receptions... Started at HOU (9/7) and posted 77 receiving yards while leading the team in receptions (10). Tied Alvin Garrett (9/5/83 vs. Dallas) and Joe Washington (9/6/81) for the most by a member of the Redskins in a season opener in records dating back to 1960... Started and caught one pass for 12 yards vs. JAX (9/14), concluding a franchise-record streak of 17 consecutive games with 5+ receptions... Started at PHI (9/21) and caught 11 passes for 138 yards and a touchdown to record the 14th 100-yard game of his career and his eighth with the Redskins. Matched career-high with 11 receptions. Combined with DeSean Jackson to become the first two Redskins receivers to accumulate 100 receiving yards in the same game for the first time since Laveranues Coles (180) and Rod Gardner (118) accomplished the feat at Atlanta on Sept. 13, 2003... Caught two passes for 28 yards vs. NYG (9/25)... Started and caught two passes for 23 yards vs. SEA (10/6)... Gained 31 yards on four receptions with a touchdown in a start at ARI (10/12)... Started vs. TEN (10/19) and recorded five receptions for 87 yards including a 70-yard touchdown from Colt McCoy. The 70-yard reception was his longest since an 88-yard touchdown reception in Week 1 of the 2012 season (at NO)... Caught four passes for 47 yards (11.8 avg.) in an overtime win at DAL (10/27)... Caught three passes for 15 yards in a start at MIN (11/2)... Started vs. TB (11/16), catching one pass for six yards... Started and caught three passes for 34 yards (11.3 avg.) at SF (11/23)... Started and recorded three receptions for nine yards at IND (11/30)... Started and caught nine passes for 95 yards (10.6 avg.) vs. STL (12/7), surpassing 400 career receptions with the performance... Caught four passes for 36 yards in a start at NYG (12/14)... Started and caught four passes for 61 yards including a 23-yarder on the team's late game-winning drive vs. PHI (12/20)... Played in his 100th career regular season game and gained 53 yards on two receptions in a start vs. DAL (12/28).

2013 (REDSKINS)

Started at wide receiver vs. PHI (9/9) and caught a team-high seven passes for 64 yards (9.1 avg.)... Started and posted his ninth career 100-yard receiving game at GB (9/15), catching eight passes for 143 yards (17.9) and a touchdown... Started vs. DET (9/22) and caught a team-high eight passes for 73 yards (9.1 avg.) and also added a 10-yard rush in the first quarter... Started and posted a team-high six receptions for 59 yards (9.8 avg.) and a touchdown at OAK (9/29)... Started at DAL (10/13) and had game highs in receptions (six) and receiving yards (69)... Started and caught five passes for 58 yards (11.6 avg.) vs. CHI (10/20)... Started and registered seven receptions for 46 yards (6.6 avg.) at DEN (10/27)... Started vs. SD (11/3), recording a career-high 172 yards on seven receptions... Started at MIN (11/7) and recorded seven receptions for 119 yards and a touchdown. Surpassed 100 receiving yards in consecutive games for the first time since Weeks 4-5 of the 2011 season as a member of the Indianapolis Colts... Started and caught six passes for 68 yards at PHI (11/17)... Started and caught a game-high

eight passes for 48 yards (6.0 avg.) vs. SF (11/25)... Started and tied his career high with nine receptions vs. NYG (12/1), gaining 61 yards and setting a new career high for receiving yards in a season... Started and gained 37 yards on five receptions (7.4 avg.) vs. KC (12/8)... Started vs. ATL (12/15), catching seven passes for 129 yards including a 53-yard touchdown from Kirk Cousins... Started and caught a career-high 11 receptions, recording 144 receiving yards and a receiving touchdown vs. DAL (12/22). Broke Pro Football Hall of Famer Art Monk's team record for receptions in a single season (106 in 1984) and joined Monk as the only players in team history to record triple-digit catches in a season... Started and caught six passes for 56 yards (9.3 avg.) at NYG (12/29), becoming the third player in NFL history to record at least five receptions in every game of a season since the adoption of the 16-game schedule in 1978 (Jimmy Smith in 2001, Antonio Brown in 2013).

2012 (REDSKINS)

Fought through injury the entire season, starting all 10 regular season games in which he played and leading the Redskins with 633 receiving yards... Finished the year with 44 receptions (14.4 avg.) and four receiving touchdowns... Made his Redskins debut at NO (9/9), and caught four passes for 109 yards (the seventh 100-yard game of his career) and a touchdown before leaving the game in the first half with an foot injury. Caught the first pass attempt (for no gain) and first touchdown (88 yards) in the career of Robert Griffin III. His 88-yard reception was the longest pass play by the Redskins since Ed Rubbert's 88-yard touchdown pass to Anthony Allen in a strike game vs. the St. Louis Cardinals on Oct. 4, 1987, a span of 397 regular season games... Inactive (foot) at STL (9/16) and vs. CIN (9/23)... Returned to action at TB (9/30), starting at wide receiver, catching one pass for 20 yards, and recovering a Robert Griffin III fumble in the end zone for a touchdown... Started and caught three passes for 24 yards (8.0 avg.) vs. ATL (10/7)... Inactive (foot) vs. MIN (10/14), at NYG (10/21), at PIT (10/28) and vs. CAR (11/4)... Returned to action as a starter in a win vs. PHI (11/18), catching three passes for five yards (1.7 avg.)... Started in a Thanksgiving Day win at DAL (11/22), catching four passes for 86 yards (21.5 avg.) and scoring on a 59-yard catch and run in the second quarter. He was originally credited with five catches before a scoring change credited him with one run for seven yards... Started in a win vs. NYG on Monday Night Football (12/3), finishing with a season-high eight receptions for 106 receiving yards with one touchdown. Marked the first time he had receiving touchdowns in consecutive games for the first time since Weeks 4-5 of the 2011 season as a member of the Colts... Started in a win vs. BAL (12/9) and had five receptions for 87 yards (17.4 avg.) including an 11-yard touchdown from Kirk Cousins in the final minute to help force overtime. The touchdown reception was the 20th of his career... Started and had a team-high six receptions for 65 yards (10.8 avg.) in a win at CLE (12/16)... Started and posted team highs in receptions (seven) and receiving yards (87) in a win at PHI (12/23)... Started and had team highs in receptions (three) and receiving yards (46) for a 15.3 average in a division-clinching win vs. DAL (12/30)... Started and led the Redskins in receptions (four) and receiving yards (50) in the NFC Wild Card Round vs. SEA (1/6).

2011 (COLTS)

Played in 16 games, starting all 16... Caught a career-high 70 passes for a career-best 947 yards and tied a career high in touchdowns with six... Had three games of 100+ receiving yards (at TB, vs. KC and at NE). In each of those games, he also had two touchdown receptions... Caught a career-long 87-yard touchdown pass at TB.

2010 (COLTS)

Started 14 games at wide receiver... Was inactive at DEN (9/26) and at JAX (10/3)... Set career-highs with 60 receptions for 784 yards and six touchdowns... Caught four passes for 103 yards and a score at WAS (10/17)... Caught seven passes for 78 yards vs. HOU (11/1)... Caught five passes for 62 yards at NE (11/21) and five passes for 72 yards vs. SD (11/28)... Caught eight passes for 56 yards and a touchdown and added an 11-yard rush vs.

DAL (12/5)... Caught six passes for 93 yards and registered his first multi-touchdown game with two touchdowns at TEN (12/9)... Caught five passes for 44 yards vs. JAX (12/19) and three passes for 35 yards and a touchdown at OAK (12/26)... Caught seven passes for 78 yards and a touchdown vs. TEN (1/2)... Started in Wild Card Playoffs vs. NYJ (1/8), recording five receptions for 112 yards and a 57-yard touchdown.

2009 (COLTS)

Started 13 of 14 games at wide receiver, opening games 2-14... Inactive vs. NYJ (12/27) and was active but did not play at BUF (1/3)... Finished season with 47 receptions for 765 yards and four receiving touchdowns... Gained 24 yards on three receptions in reserve role vs. JAX (9/13)... Caught game-winning 48-yard touchdown pass vs. MIA (9/21) in first career start... Gained 64 yards on three receptions, including a 53-yard touchdown at ARI (9/27). Also added a 17-yard rush... Caught three passes for 50 yards and a touchdown vs. NE (11/15)... Had a 66-yard reception among his

YEAR-BY-YEAR STATS

RECEIVING

Year	Team	GP	GS	No	Yds	Avg	Lg	TD
2008	Ind	14	0	4	23	5.8	12	0
2009	Ind	14	13	47	765	16.3	66	4
2010	Ind	14	14	67	784	11.7	57t	6
2011	Ind	16	16	70	947	13.5	87t	6
2012	Was	10	10	44	633	14.4	88t	4
2013	Was	16	16	113	1346	11.9	53t	5
2014	Was	16	14	68	752	11.1	70t	3
2015	Was	16	16	72	777	10.8	39t	6
Career		116	99	485	6027	12.4	88t	34

RUSHING

Year	Team	GP	GS	Att	Yds	Avg	Lg	TD
2008	Ind	14	0	0	0	-	-	0
2009	Ind	14	13	2	10	5	17	0
2010	Ind	14	14	2	6	3	11	0
2011	Ind	16	16	4	28	7	18	0
2012	Was	10	10	2	9	4.5	7	0
2013	Was	16	16	2	19	9.5	10	0
2014	Was	16	14	0	0	0	0	0
2015	Was	16	16	0	0	0	0	0
Career		116	99	12	72	6	18	0

KICK RETURN

Year	Team	KR	Yds	Avg	Lg	TD
2008	Ind	22	475	21.6	39	0
2011	Ind	0	0	-	-	0
Career		22	475	21.6	39	0

PUNT RETURN

Year	Team	PR	Yds	Avg	Lg	TD
2008	Ind	1	5	5	5	0
2011	Ind	16	44	2.8	20	0
Career		17	49	2.9	20	0

ADDITIONAL

Fumbles-Lost: 1-0 in 2009, 2-2 in 2011, 1-1 in 2013
FR Touchdowns: 1 in 2012 (09/30/12 at TB)

POSTSEASON

Year	Team	GP	GS	No	Yds	Avg	Lg	TD
2009	Ind	3	3	21	251	12.0	36t	2
2010	Ind	1	1	5	112	22.4	57t	1
2012	Was	1	1	4	50	12.5	30	0
Career		5	5	30	413	13.8	57t	3

six catches for 108 yards at BAL (11/22), his first career 100-yard game... Caught five passes for 63 yards and a touchdown at HOU (11/29)... Recorded six receptions for 136 yards vs. TEN (12/6)... **POSTSEASON:** Started three games at wide receiver, compiling 21 receptions for 251 yards with two touchdowns... Caught five passes for 34 yards vs. BAL (1/16) in Divisional Playoffs and also forced a fumble after chasing down a defender on an interception return... Recorded 151 yards and a touchdown on 11 receptions vs. NYJ (1/24) in AFC Championship Game, posting the fourth 10-plus-reception game in franchise history (Raymond Berry, Joseph Addai, Reggie Wayne). Was the third-most receiving yards in team postseason history (221, Wayne; 178, Berry)... Caught five passes for 66 yards and a 19-yard touchdown vs. NO (2/7) in Super Bowl XLIV.

2008 (COLTS)

Appeared in 14 games... Inactive vs. CHI (9/7) and vs. DET (12/14)... Caught four passes for 23 yards on the season, also contributing 21.6 yards per return on 22 kickoff returns... Also ranked third on team with 15 special teams tackles (12 solo)... Had season-high three special teams tackles in first NFL appearance at MIN (9/14)... Returned six kickoffs and average of 25.0 yards at TEN (10/27)... Recorded his first career reception for two yards at PIT (11/9)... Recorded two special teams tackles and posted a 32-yard kickoff return at JAX (12/18)... Caught three passes for 21 yards, returned a kickoff 22 yards and had one special teams tackle vs. TEN (12/28)... Inactive in Wild Card Playoffs at SD (1/3).

COLLEGE

Four-year player who saw action in 51 games at Norwich (Vt.) and Mount Union... Played one year at Norwich before transferring to Mount Union as sophomore... Was combined 246-4,380, 60 TDs receiving and 19-176, 4 TDs rushing... Also was 20-24.6, 1 TD KOR and 10-10.0 PR... 60 TD receptions rank 2nd in NCAA Division III history... Also became sixth player in Division III history to surpass 4,000+ yards receiving... Started 39 of 41 games in three seasons with Mount Union and led team to two national titles... Set school records with 202 receptions and 47 TD receptions... Ranked 2nd in school history with 3,363 receiving yards... Saw action in 14 games as senior... Was 67-955, 14 TDs receiving and 19-176, 4 TDs rushing... Was First-Team All-Ohio Athletic Conference choice and Ed Sherman Award winner as league's most outstanding receiver for second consecutive year... Was 7-119, 1 TD vs. Marietta and had two three-touchdown games... Appeared in 15 games as junior... was 67-1,212, 17 TDs receiving and 7-106, 2 TDs rushing... Also had 18-yard touchdown pass... Saw action in 12 games as sophomore... was 68-1,196, 16 TDs receiving and 10-24.1, 1 TD KOR... Was Second-Team All-OAC choice... Appeared in 10 games and was 44-1,017, 13 TDs as freshman at Norwich... Holds degree in communications.

PERSONAL

Full name is Pierre Andre Garçon... Born in Carmel, N.Y... Attended John I. Leonard (Greenacres, Fla.) H.S.... Earned two letters in football, while also competing in track and soccer... In 2014, invested and became a partner for Ashburn's SpinFire Pizza, which offers made-to-order individual pizzas and salads... Is the son of two Haitian emigrants and identifies himself as Haitian-American.

COMMUNITY

Founded the Pierre Garçon Helping Hands Foundation to provide resources for Haitians affected by the January 2010 earthquake. Flew to Haiti on mission trips and worked with three other charitable organizations to assist the region... From Port-au-Prince, Haiti... Hosted a charity event that raised more than \$30,000 for the Boys & Girls Clubs of Greater Washington during the 2013 offseason and raised more than \$100,000 in the event's second year in 2014... In 2014, participated in the 136th annual White House Easter Egg Roll, attended the Power Up to Read Celebration at Oakland's Elementary School in Laurel, Md and was a presenter at the Cinderella Ball for D.C.-area students with life-threatening illnesses or disabilities... Helped with the Smashing Walnuts Foundation fundraiser honoring the memory of Gabriella Miller in 2013... Helped Russell Athletic donate new football jerseys to Theodore Roosevelt H.S. in Washington, D.C., Thomas Jefferson H.S. in Virginia and Springbrook H.S. in Maryland.

CAREER HIGHS

SINGLE-GAME


Receptions:	11, twice, last at Philadelphia (09/21/14)
Receiving Yards:	172, vs. San Diego (11/03/13)
Long (Receiving):	88t, at New Orleans (09/09/12)
Receiving Touchdowns:	2, four times, last at TEN (12/09/10)
Carries:	2, vs. Carolina (11/27/11)
Rushing Yards:	18, at Jacksonville (11/13/11)
Long (Rushing):	18, at Jacksonville (11/13/11)

DASHON GOLDSON

SAFETY
6-2 | 200
DOB: 9/18/84



9TH NFL SEASON
WASHINGTON
NARBONNE H.S. (HARBOR CITY, CALIF.)



HONOR ROLL

Redskins Defensive Captain (2015)
Buccaneers Defensive Captain (2013)
Two-time Pro Bowl selection (2011-12 seasons)
First Team All-Pro (2012)

MILESTONES

NFL debut: 10/7/07 (vs. BAL)... **Redskins debut:** 9/13/15 (vs. MIA)... **First NFL start:** 9/14/08 (at SEA)... **First INT:** 9/20/09 (vs. SEA, Seneca Wallace)... **First INT TD:** 12/12/10 (vs. SEA, 39 yards off of Matt Hasselbeck) **First sack:** 10/4/09 (vs. STL, Kyle Boller)... **First FF:** 10/25/09 (at HOU, Steve Slaton)... **First FR:** 10/25/09 (at HOU, Steve Slaton)... **First postseason INT:** 1/14/12 (vs. NO, Drew Brees)... **First Super Bowl start:** 2/3/13 (Super Bowl XLVIII vs. Baltimore)

TRANSACTIONS

Selected by the San Francisco 49ers in the fourth round (126th overall) of the 2007 NFL Draft... Re-signed with the 49ers on August 8, 2011... Signed franchise tender with 49ers on July 26, 2012... Signed with the Tampa Bay Buccaneers as an unrestricted free agent on March 13, 2013... Traded to the Washington Redskins on April 3, 2015.

PRO

Joined the Redskins via trade in the 2015 offseason... Spent first six seasons of his career with the San Francisco 49ers from 2007-12 and two seasons with the Tampa Bay Buccaneers from 2013-14... Enters the 2015 season having previously appeared in 108 regular season games with 91 starts, compiling 480 tackles (379 solo), 45 passes defended, 15 interceptions (one returned for touchdown), six forced fumbles, six fumbles recovered and three sacks... Started all five postseason games in which he appeared with San Francisco, recording 37 tackles (29 solo), three passes defended, a forced fumble and an interception he returned 41 yards in the NFC Divisional Round against New Orleans.

YEAR-BY-YEAR

2015 (REDSKINS)

Made Redskins debut vs. MIA (9/13), contributing six solo tackles... Recorded a solo tackle in a win vs. STL (9/20)... Notched 10 tackles (seven solo) at NYG (9/24)... Added three tackles (two solo) vs. PHI (10/4)... Led Redskins with 10 tackles (eight solo) at ATL (10/11)... Recorded a then-career-high 13 tackles (seven solo) and a pass defended at NYJ (10/18)... Contributed a career-high 14 tackles (six solo) and a pass defended in the largest comeback win (24 points) in team history vs. TB (10/25)... Registered nine tackles (five solo) at NE (11/8)... Made his 100th career regular season start and recorded five tackles (all solo) in addition to returning a Drew Brees interception 35 yards for a touchdown, the second of his career and the first by a member of the Redskins since DeAngelo Hall on Oct. 27, 2013... Recorded seven tackles (two solo) at CAR (11/22)... Posted seven tackles (three solo) in a win vs. NYG (11/29)... Registered six tackles (four solo) as well as a forced fumble and fumble recovery vs. DAL (12/7)... Made four solo tackles in a win at CHI (12/13)... Recorded four tackles (two solo)

in a win vs. BUF (12/20)... Led the Redskins with 10 tackles (nine solo) and returned a Zach Ertz fumble 14 yards in a division-clinching win at PHI (12/26)... Inactive with multiple injuries in regular season finale at DAL (1/3).

2014 (BUCCANEERS)

Started all 14 games in which he played, finishing second on team in tackles with 80 (62 solo)... Started season opener vs. CAR (9/7) and recorded nine tackles... Started and registered a career-best 11 tackles (nine solo) and a fumble recovery vs. STL (9/14)... Inactive in Weeks 5-6 with an ankle injury... Returned to lineup vs. MIN (10/26) and recorded seven tackles on defense and one on special teams... Logged 10 tackles in start vs. CIN (11/30).

2013 (BUCCANEERS)

Served as a defensive captain in his first season in Tampa, starting all 13 games in which he played and finishing fourth on the team with 70 tackles and third with eight passes defended... Started in Buccaneers debut at NYJ (9/8), registering seven tackles... Had a season-high nine tackles (all solo) and one pass defended vs. NO (9/15). Tied for team lead with season-high-tying nine tackles vs. PHI (10/13)... Inactive vs. CAR (10/24) and at SEA (11/3)... Made first interception and forced fumble as a Buccaneer vs. ATL (11/17)... Recorded a fumble recovery on special teams vs. BUF (12/8).

2012 (49ERS)

Earned accolades for his stellar play, earning AP first team All-Pro honors and being selected to his second career Pro Bowl... Started all 16 regular season games for San Francisco for the third time in four years. Played the year on a franchise tender and posted 66 tackles (52 solo), 12 passes defended, three interceptions, two fumbles recovered and a forced fumble, helping the Niners to an 11-4-1 record, an NFC title and a berth in Super Bowl XLVII... Returned an interception of Lions quarterback Matthew Stafford 20 yards vs. DET (9/16)... Intercepted Seattle's Russell Wilson vs. SEA, helping the Niners' secondary hold the rookie to 9-of-23 passing and a passer rating of 38.7... Started all three postseason games, recording 21 tackles (14 solo) and a forced fumble... Tied for second on the team with nine tackles in Super Bowl XLVII vs. BAL (2/3).

2011 (49ERS)

Started all 14 regular season games in which he appeared, helping the Niners to a 12-2 record in games he played and guiding the Niners to their first NFC West title since 2002... Earned his first career Pro Bowl selection after posting 64 tackles (52 solo), nine passes defended, a career-high six interceptions, a forced fumble and a fumble recovery during the regular season... Notched interceptions in consecutive games for the first time in his career in Weeks 8-9 in wins vs. CLE (10/30) and at WAS (11/6)... Later recorded interceptions in three consecutive games in Weeks 13-15, picking off A.J. Feeley at STL (12/4), John Skelton (12/11) and Ben Roethlisberger (12/19)... Notched a career-best 11 tackles (all solo) and an interception returned 41 yards in his first career postseason game, a dramatic win vs. NO (1/22).

2010 (49ERS)

Started all 16 games for a second consecutive season, compiling 78 tackles (60 solo), six passes defended, one sack and one interception (returned 39 yards for a touchdown)... Scored his first career points on a 39-yard return following an interception off of quarterback Matt Hasselbeck vs. SEA

(12/12).

2009 (49ERS)

Became the Niners' full-time starter, opening all 16 games at free safety. Posted 94 tackles (76 solo), six passes defended, four interceptions (returned for 39 yards), three forced fumbles, two sacks and a fumble recovery for the season... Notched first career interception in Week 2 win vs. SEA (9/20), picking off Seahawks quarterback Seneca Wallace... Recorded first career forced fumble and fumble recovery in a start at HOU (10/25), creating and recovering a Steve Slaton fumble... Notched his first double-digit tackle total in a game with 10 tackles (nine solo) at IND (11/1)... Picked off Bears quarterback Jay Cutler in a win vs. CHI (11/12)... Forced two fumbles in a Week 14 win vs. ARI (12/14)... Returned an interception of Lions quarterback Drew Stanton 34 yards in a win vs. DET (12/27).

2008 (49ERS)

Played in nine games, making two starts. Recorded 17 tackles (15 solo) and a pass defended... Made first career start at SEA (9/14)... Also started at NO (9/28).

2007 (49ERS)

Appeared in 10 games as a rookie, posting 10 tackles (nine solo) and two passes defended... Made his NFL debut vs. BAL (10/7).

COLLEGE

Started 32-of-33 games at Washington from 2004-06, totaling 194 tackles, 22 passes defended, four interceptions for 82 yards and one touchdown, four fumble recoveries and a forced fumble. Played both corner and safety for the Huskies... Named honorable mention All-Pac-10 and led the team in passes defended as a senior... Made a career-high 80 tackles in 2006, third-most on the team, including three games of 10+ tackles. Recorded 76-yard interception return for a touchdown vs. USC (10/22/05)... Led the team in passes defended in his first year with the Huskies... Prior to his time at Washington, helped lead Coffeyville (Kan.) Community College to a 9-3 record in 2003... Named a first-team National Junior College Athletic Association All-American... Named Kansas Jayhawk Community College Conference (KJCCC) Defensive Player of the Year in 2003.

PERSONAL

Attended Narbonne H.S. in Harbor City, Calif... As a senior, tallied 130 tackles, 6.0 tackles for loss and six interceptions, including two for touchdowns... Earned first-team All-Marine League honors his final two high school seasons... In 2014, hosted "Goldson's Gobble Gobble Giveaway" with Feeding America in Tampa... Hosted a shopping spree for 50 underprivileged youth in December 2013 as part of his numerous charitable efforts with the Highest Point Foundation, launched in 2009 to provide motivational outlets for children.... In September 2013, helped host a Futbol Americano Celebration at Webb Middle School in celebration of the NFL's Hispanic Heritage Month through football drills, salsa dancing, and Hispanic cultural music... Son of Desrene Williams... Graduated with a degree in American ethnic studies... Born Dashon Hugh Goldson on Sept. 18, 1984 in Carson, Calif.

YEAR-BY-YEAR STATS

DEFENSE

Year	Team	G	GS	Tack	Solo	Sack	INT	PD
2007	SF	10	0	10	9	0	0	2
2008	SF	9	2	17	15	0	0	1
2009	SF	16	16	94	76	2	4	6
2010	SF	16	16	78	60	1	1	6
2011	SF	14	14	64	52	0	6	9
2012	SF	16	16	66	52	0	3	12
2013	TB	13	13	71	53	0	1	8
2014	TB	14	14	80	62	0	0	1
2015	Was	15	15	108	70	0	1	3
Career		123	106	588	449	3	16	48

*Tackle stats according to STATS, LLC

ADDITIONAL

Fumbles Forced-Recovered: 3-1 in 2009, 1-1 in 2011, 1-2 in 2012, 1-1 in 2013, 0-1 in 2014, 1-2 in 2015

INT Touchdowns: 1 in 2010, 1 in 2015

Rushing: 1 rush for 31 yards (2012, SF)

Receiving: 1 reception for 22 yards (2013, TB)

POSTSEASON

Year	Team	G	GS	Tack	Solo	Sack	INT	PD
2011	SF	2	2	16	15	0	1	3
2012	SF	3	3	21	14	0	0	0
Career		5	5	37	29	0	1	3

CAREER HIGHS

SINGLE-GAME

Total Tackles: 14, vs. Tampa Bay (10/25/15)

Solo Tackles: 10, at Philadelphia (10/02/11)


Interceptions: 1, many times, last vs. New Orleans (11/15/15)

Passes Defended: 2, five times, last vs. Atlanta (11/17/13)

Sacks: 1, three times, last vs. Arizona (01/02/11)

Forced Fumbles: 2, vs. Arizona (12/14/09)

Fumble Recoveries: 1, eight times, last at Philadelphia (12/26/15)



KEDRIC GOLSTON

DEFENSIVE END
6-4 | 318
DOB: 5/30/83



10TH NFL SEASON
GEORGIA
SANDY CREEK H.S. (TYRONE, GA.)

MILESTONES

NFL debut: 9/11/06 (vs. MIN)... **First sack:** 10/15/06 (vs. TEN, Vince Young)... **First FF:** 10/11/09 (at CAR, DeAngelo Williams)... **First FR:** 9/24/06 (at HOU, David Carr)

TRANSACTIONS

Originally selected by the Washington Redskins in the sixth round (196th overall) of the 2006 NFL Draft... Re-signed by the Redskins on August 4, 2011... Re-signed by the Redskins as an unrestricted free agent on March 13, 2013.

PRO

Entered 2015 having played in 125 career games with 51 starts... Credited by STATS, LLC with 211 career tackles (134 solo), 7.0 sacks, two forced fumbles and two fumble recoveries through the 2014 season... Blocked an extra point against Arizona on Oct. 21, 2007, the last extra point blocked by the Redskins and the first since Wilber Marshall against San Francisco on Nov. 20, 1988... Blocked a field goal against Chicago on Dec. 6, 2007, the first by a Redskin since Troy Vincent against Dallas on Nov. 5, 2006.

YEAR-BY-YEAR

2015 (REDSKINS)

Contributed on defense and special teams vs. MIA (9/13), vs. STL (9/20) and at NYG (9/24)... Inactive vs. PHI (10/4)... Contributed on defense and special teams at ATL (10/11)... Made four assisted tackles at NYJ (10/18)... Played on defense and special teams in the largest comeback win (24 points) in team history vs. TB (10/25)... Contributed two tackles at NE (11/8)... Made two assisted tackles in a win vs. NO (11/15)... Played on defense and special teams at CAR (11/22), vs. NYG (11/29), vs. DAL (12/7), at CHI (12/13), vs. BUF (12/20) and at PHI (12/26)... Added an assisted tackle in regular season finale at DAL (1/3).

2014 (REDSKINS)

Appeared in 11 games in his ninth NFL season, making seven solo tackles... Added one solo tackle at HOU (9/7)... Inactive vs. JAX (9/14), at PHI (9/21) and vs. NYG (9/25)... Played on defense and special teams vs. SEA (10/6), at ARI (10/12) and vs. TEN (10/19)... Contributed a solo tackle in an overtime win at DAL (10/27)... Played on defense and special teams at MIN (11/2), vs. TB (11/16), at SF (11/23) and at IND (11/30)... Inactive vs. STL (12/7)... Made two solo tackles at NYG (12/14)... Registered one solo tackle vs. PHI (12/20)... Made two solo tackles vs. DAL (12/28).

2013 (REDSKINS)

Had two tackles (one solo) vs. PHI (9/9)... Started at defensive end at GB (9/15) and had two tackles (one solo)... Started vs. DET (9/22) and made two tackles... Started and added four tackles (three solo) at OAK (9/29)... Started and added two tackles (one solo) at DAL (10/13)... Started in Washington's win vs. CHI (10/20)... Had two tackles (one solo) at DEN (10/27)... Added an assisted tackle vs. SD (11/3)... Played on defense and special teams at MIN (11/7) and at PHI (11/17)... Started and recorded an assisted tackle vs. SF (11/25)... Started vs. NYG (12/1)... Started and had an assisted tackle vs. KC (12/8)... Contributed a solo tackle at ATL (12/15)... Made two

tackles (one solo) vs. DAL (12/22)... Added a solo tackle at NYG (12/29).
2012 (REDSKINS)

Veteran played in all 16 regular season games and supplemented his special teams play with 27 tackles (15 solo) as credited by coaches... Saw action at defensive end and on special teams in the team's season-opening win at NO (9/9)... Played at defensive end and on special teams at STL (9/16)... Played at defensive end and on special teams vs. CIN (9/23) and at TB (9/30)... Had one tackle in reserve duty vs. ATL (10/7)... Had a quarterback pressure vs. MIN (10/14)... Had one tackle as a reserve at NYG (10/21)... Saw action on defense and special teams at PIT (10/28)... Had one tackle in reserve action vs. CAR (11/4)... Had four tackles (three solo) in a win vs. PHI (11/18)... Saw action on defense and special teams in a Thanksgiving Day win at DAL (11/22)... In a win vs. NYG (12/3) on Monday Night Football, had four tackles (two solo) in reserve duty... Had two tackles (one solo) in a win vs. BAL (12/9)... Saw action on defense and special teams in wins at CLE (12/16) and at PHI (12/23)... Had two assisted tackles in a division-clinching win vs. DAL (12/30)... Added two assisted tackles in the NFC Wild Card Round vs. SEA (1/6).

2011 (REDSKINS)

Played in nine games, recording 16 tackles (eight solo), 1.5 sacks and a forced fumble... Saw action at defensive end and recorded two tackles (one solo) vs. NYG (9/11)... Saw action at defensive end vs. ARI (9/18)... Saw action at defensive end at DAL (9/26) and recorded six tackles (four solo) and a forced fumble... Saw action at defensive end at STL (10/2) and recorded one tackle (solo)... Saw action at defensive end vs. PHI (10/16) and recorded three tackles (one solo) and .5 sacks... Saw action at defensive end at CAR (10/23) and recorded five tackles (two solo)... Saw action at defensive end at BUF (10/30) and recorded four tackles (one solo)... Saw action at defensive end vs. SF (11/6) and recorded one tackle (one solo)... Saw action at defensive end at MIA (11/13) and recorded two tackles (one solo)... Placed on Reserve/Injured List on Nov. 15.

2010 (REDSKINS)

Played in 13 games with 13 starts and was inactive at DAL (12/19)... Totaled 57 tackles (32 solo), before finishing the season on Injured Reserve... Started at defensive end vs. DAL (9/12) and had four tackles (four solo)... Contributed to a rush defense which held both Marion Barber and Felix Jones under 40 yards rushing. Helped limit the Dallas offense to seven points... Started at defensive end vs. HOU (9/19). Totaled four tackles (three solo)... Started at defensive end at STL (9/26). Registered seven tackles (four solo) and had one hit on quarterback Sam Bradford... Opened the game at defensive end at PHI (10/3) and had seven tackles (three solo) and a pass defensed. Helped limit running back LeSean McCoy to 64 rushing yards... Started at defensive end vs. GB (10/10) and totaled six tackles (two solo). Controlled the line of scrimmage, allowing linebackers Lorenzo Alexander, London Fletcher and Brian Orakpo to combine for four sacks. Helped prevent the Packers from scoring on their final seven possessions of the game. The Packers 13 points were the fewest they scored in 38 regular season games... Opened the game at defensive end and had two tackles vs. IND (10/17)... Started at defensive end at CHI (10/24). Had two tackles (one solo) and two quarterback pressures. Helped limit the Bears to just 66 rushing yards... Had two tackles (two solo) at DET (10/31)... Started at defensive end vs. PHI (11/15) and had four tackles (three solo)... Had three tackles (one solo) at TEN (11/21)... Started at defensive end vs. MIN (11/28). Had seven tackles (two solo). Part of a defense which held the Vikings to 299

total yards... Had five tackles (two solo) and one hit on the quarterback at NYG (12/5)... Started at defensive end vs. TB (12/12) and led all defensive linemen with four tackles (three solo)... Declared inactive at DAL (12/19) with groin and elbow injuries... Placed on Injured Reserve on December 25 with an injured groin.

2009 (REDSKINS)

Played in all 16 regular season games with six starts... Recorded 50 tackles (25 solo), tied his career high with two sacks, and also added his first career forced fumble... Finished second on the team behind Andre Carter with six tackles for loss... Notched four tackles (two solo), including one for a loss, and his first sack of the season at ATL (11/8)... Totaled two tackles (solo), including one for a loss, and his second sack of the season at SD (1/4).

2008 (REDSKINS)

Played in 13 regular season games with 12 starts... Was inactive (with bone spurs in his ankle) in three contests (at NYG, 11/30; at BAL, 12/7 and vs. PHI, 12/21)... Totaled 37 tackles and a career-high two sacks... Tied his season-high with six tackles and a sack of quarterback Ben Roethlisberger vs. PIT (11/3).

2007 (REDSKINS)

Played in 15 regular season games and one postseason contest; inactive against DET (10/7)... Totaled 18 tackles and one sack for the season; his sack on quarterback Eli Manning vs. NYG (9/23) was the first of his career... Blocked an extra point against ARI (10/21), the first extra point blocked by the Redskins since Wilber Marshall against San Francisco on November 20, 1988... Blocked a field goal against CHI (12/6), the first field goal blocked by the Redskins since Troy Vincent against Dallas on November 5, 2006.

2006 (REDSKINS)

Played in all 16 regular season games with 13 starts... Recorded a career-best 59 tackles... Made his first professional start at DT at HOU (9/24) and recorded three tackles (one solo) and his first career fumble recovery.

COLLEGE

Played in 10 games as a senior at Georgia, with nine starts after being hampered by an elbow injury... Recorded 21 tackles (13 solo), 1.5 sacks and 28 quarterback pressures, which ranked second on the team... Helped lead the defense that held LSU to 74 yards rushing in the SEC Championship Game... Winner of the 2005 Leon Farmer Strength and Conditioning Award... Recipient of the Coaches Leadership Award for defense as a junior... Suffered a broken shoulder blade during practice, which limited him to eight games during his sophomore season... A member of the Bulldogs team that won Georgia's first SEC Championship in 20 years, defeated FSU for the Nokia Sugar Bowl title and set a school record for most victories in a season (13)... Named Freshman All-America third-team and Freshman All-SEC first-team by The Sporting News... Majored in child and family development.

PERSONAL

Is an avid fan of NASCAR... Attended Sandy Creek H.S. and is a native of Tyrone, Ga... Honored as a Parade Magazine All-American and Georgia Sports Writers Association All-American... All-time sack leader (45) at Sandy Creek... Lettered in basketball and finished second in state in wrestling his junior year... Participated in the NFL's business management and entrepreneurial programs at the Harvard Business School and the Wharton School of the University of Pennsylvania, which prepares players for their post-playing careers... Co-owns "The Studio - Mind.Body.Soul" in Ashburn, which provides Reformer Pilates and Studio Barre training for customers in Loudoun County and beyond... Also owns "Golston Real Estate," based in nearby Sterling, Va... He and his wife, Christal, have four children: Tori, Kedric II, Kaden and Avery... Daughter, Tori, is a successful

child model who has appeared in Macy's billboards in Times Square and in advertisements for Target, Toys "R" Us and Linens N Things.

COMMUNITY

Has been active in the community during his time in Washington... Attended the Burgundy & Gold Youth For Tomorrow Banquet... Participated in Tyler Polumbus' Tyler's Kids Outreach Football Camp at Redskins Park... Participated in Ryan Kerrigan's first Blitz for the Better Foundation fundraising event... Contributed at the Adopt a Child Shopping Spree... Attended Darrell Green's annual Christmas With The Redskins party to benefit more than 150 underserved children during the holidays... In 2010, participated in the Ashburn Volunteer Fire Department Visit, A.C.E.S. Foundation Bowling Fundraiser, NASCAR Day at Old Dominion Speedway with Youth for Tomorrow, A.C.E.S. Foundation 'Big Play' Back-to-School Giveaway, PLAY 60 Guinness World Record Attempt and Renaldo Wynn's Adopt a Child for the Holidays. During the 2010 offseason, was awarded a grant by the NFL Youth Football Fund to help support his youth football camp... In July 2010, co-hosted "Ride to Provide," a charity bike event which helped raise money for the ACES Foundation and other children's charities... Joined the Tigerlily Foundation during the 2009 offseason to host its Annual Kickoff for Breast Cancer to raise awareness and funds to continue its mission of providing full-lifecycle assistance to young women affected by breast cancer... Joined teammates at Jason Taylor Foundation's "Cool Gear for the School Year" to assist deserving area children pick out new clothes from Old Navy in 2008... Attended the seventh annual "Dancing with the Stars" Sweetheart Ball on Valentine's Day of 2008 to help raise money for Joe Gibbs' Youth for Tomorrow Foundation.

YEAR-BY-YEAR STATS

DEFENSE

Year	Team	G	GS	Tack	Solo	Sack	PD	FF	FR
2006	Was	16	13	44	34	0.5	3	0	1
2007	Was	15	0	12	8	1	0	0	1
2008	Was	13	12	28	19	2	1	0	0
2009	Was	16	5	33	21	2	2	1	0
2010	Was	13	13	34	19	0	1	0	0
2011	Was	9	0	16	8	1.5	0	1	0
2012	Was	16	0	16	8	0	0	0	0
2013	Was	16	8	21	10	0	0	0	0
2014	Was	11	0	7	7	0	0	0	0
2015	Was	15	0	10	0	0	0	0	0
Career		140	51	221	134	7	7	2	2

*Tackle stats according to STATS, LLC


POSTSEASON

Year	Team	G	GS	Tack	Solo	Sack	PD	FF	FR
2007	Was	1	0	3	3	0	0	0	0
2012	Was	1	0	2	0	0	0	0	0
Career		2	0	5	3	0	0	0	0

CAREER HIGHS

SINGLE-GAME

Total Tackles:	6, three times, last time at Dallas (9/26/11)
Solo Tackles:	5, three times, last time vs. Cleveland (10/19/08)
Sacks:	1, six times, last time at Buffalo (10/30/11)
Passes Defensed:	1, seven times, last time at Detroit (10/31/10)
Forced Fumbles:	1, twice, last time at Dallas (09/26/11)
Fumble Recoveries:	1, twice, at Minnesota (12/23/07)



RYAN GRANT

WIDE RECEIVER
6-0 | 193
DOB: 12/19/90



2ND NFL SEASON
TULANE

WEST BROOK H.S. (BEAUMONT, TEXAS)

MILESTONES

NFL debut: 9/7/14 (at HOU)... **First NFL start:** 10/27/14 (at DAL)... **First reception:** 9/14/14 (vs. JAX, 3 yards from Kirk Cousins)... **First receiving TD:** 10/25/15 (vs. TB, 3 yards from Kirk Cousins)

TRANSACTIONS

Selected by the Washington Redskins in the fifth round (142nd overall) of the 2014 NFL Draft.

YEAR-BY-YEAR

2015 (REDSKINS)

Caught one pass for 15 yards in season opener vs. MIA (9/13)... Recorded three receptions for 45 yards in a start vs. STL (9/20), including a career-long 35-yarder... Gained nine yards on two receptions at NYG (9/24)... Posted five receptions for 45 yards in a start vs. PHI (10/4)... Caught one pass for four yards at ATL (10/11)... Gained 22 yards on two receptions at NYJ (10/18)... Caught three passes for 54 yards including the first touchdown of his career in the largest comeback win (24 points) in team history vs. TB (10/25)... Played on offense and special teams at NE (11/8), vs. NO (11/15) and at CAR (11/22)... Recorded a 19-yard reception in a win vs. NYG (11/29)... Played on offense and special teams vs. DAL (12/7) and at CHI (12/13)... Added a 13-yard catch in a win vs. BUF (12/20)... Recorded a 24-yard reception in a division-clinching win at PHI (12/26)... Caught three passes for 18 yards with a touchdown in regular season finale at DAL (1/3).

2014 (REDSKINS)

Played in all 16 games as a rookie with two starts, catching seven passes for 68 yards on the year... Made NFL debut on offense and special teams at HOU (9/7)... Caught five passes for 57 yards vs. JAX (9/14)... Contributed on offense and special teams at PHI (9/21), vs. NYG (9/25), vs. SEA (10/6) and at ARI (10/12)... Saw action on offense vs. TEN (10/19)... Made first NFL start at DAL (10/27)... Played on offense and special teams at MIN (11/2) and vs. TB (11/16)... Started in a four-receiver set at SF (11/23)... Played on offense and special teams at IND (11/30)... Caught one pass for four yards vs. STL (12/7)... Contributed on offense and special teams at NYG (12/14) and vs. PHI (12/20)... Caught one pass for seven yards vs. DAL (12/28).

COLLEGE

Played at Tulane from 2009-13, starting 31 of the 47 games in which he appeared and finishing his career with 196 receptions for 2,769 yards and 21 touchdowns. His receptions and yardage figures finished fifth in school history... As a senior in 2013, led the Green Wave for the second consecutive year with 77 receptions for 1,039 yards and nine touchdowns in 13 games with 12 starts... Earned All-Conference USA honors from the league's coaches as a junior in 2012, starting all 12 games and recording 76 passes for 1,149 yards and six touchdowns. Led C-USA in receiving yards per game (95.8) that season... Redshirted in 2011 with a sports hernia... Started six of 12 games played in 2010, compiling 515 receiving yards with four touchdowns on 33 receptions... Played in nine games as a true freshman in 2009 and caught nine passes for 39 yards.

PERSONAL

Attended West Brook H.S. in Beaumont, Texas, where he lettered three times and helped the Bruins to a combined 27-8 record during his career... Won a District 21-5A title as a senior and advanced to the state playoffs all three seasons... Named first-team all-district as a senior after catching 42 passes for 717 yards and seven touchdowns... Named a two-star recruit by Rivals.com and Scout.com... Majored in business management and minored in marketing... Visited hematology patients at a Washington, D.C. Ronald McDonald House and also stressed the importance of staying on the right path on a panel at the Fairfax Juvenile Detention Center in 2014... Son of Greta Roberts and Reginald Grant... Full name: Ryan Joseph Grant... Born on Dec. 19, 1990 in Beaumont, Texas.

YEAR-BY-YEAR STATS

RECEIVING

Year	Team	GP	GS	No	Yds	Avg	Lg	TD
2014	Was	16	2	7	68	9.7	21	0
2015	Was	16	5	23	268	11.7	35	2
Career		32	7	30	336	11.2	35	2

CAREER HIGHS

SINGLE-GAME

Receptions:	5, twice, last vs. Philadelphia (10/04/15)
Receiving Yards:	57, vs. Jacksonville (09/14/14)
Long (Receiving):	35, vs. St. Louis (9/20/15)
Receiving Touchdowns:	1, twice, last at Dallas (01/03/15)



ROBERT GRIFFIN III

QUARTERBACK
6-2 | 222
DOB: 2/12/90



4TH NFL SEASON
BAYLOR
COPPERAS COVE H.S. (COPPERAS COVE, TEXAS)

HONOR ROLL

Offensive Captain (2012-13)
Pro Bowl Selection (2012 season)
AP Offensive Rookie of the Year (2012)
PFW/PFWA Rookie of the Year; All-Rookie Team (2012)
Sporting News Rookie of the Year (2012)
Redskins Ed Block Courage Award (2013)

MILESTONES

NFL debut: 9/9/12 (at NO)... **First win as starter:** 9/9/12: (at NO)... **First completion:** 9/9/12 (at NO, no gain to Pierre Garçon)... **First passing TD:** 9/9/12 (at NO, 88 yards to Pierre Garçon)... **First four-TD game passing:** 11/18/12 (vs. PHI, 4)... **First 300-yard passing game:** 9/9/12 (at NO, 320 yards)... **First rushing TD:** 9/16/12 (at STL, 5 yards)... **First multi-TD game rushing:** 9/16/12 (at STL, 2)... **First 100-yard rushing game:** 10/14/12 (vs. MIN, 138 yards)... **First postseason passing TD:** 1/6/13 (vs. SEA, 4 yards to Evan Royster)

TRANSACTIONS

Selected by the Washington Redskins in the first round (second overall) of the 2012 NFL Draft.

PRO

Dynamic athlete who Entered 2015 having started 35 games plus a post-season game in his first three NFL seasons... Holds NFL rookie records for passer rating (102.4), percentage of passes had intercepted (1.27) and rushing yards by a quarterback (815)... Became the first Redskin quarterback to earn AP Rookie of the Year honors and joined running back Mike Thomas (1975) and Pro Football Hall of Famer Charley Taylor (1964) as the only three Redskins to win the award... Completed 258-of-393 passes (65.6 percent) for 3,200 yards with 20 touchdowns and a passer rating of 102.4 as a rookie in 2012... In 2013, joined Sonny Jurgensen (1966-67), Joe Theismann (1983-84), Mark Rypien (1991-92) and Jason Campbell (2008-09) as the only Redskins to post consecutive 3,000-yard passing seasons... Was the fifth quarterback in NFL history to post 3,000 passing yards in each of his first two NFL seasons, joining Peyton Manning (1998-99), Andy Dalton (2011-12), Cam Newton (2011-12) and Ryan Tannehill (2012-13).

YEAR-BY-YEAR

2015 (REDSKINS)

Inactive in Weeks 1-5... Active but did not play at NYJ (10/18)... Inactive in Week 7... Bye in Week 8... Inactive in Weeks 9-17.

2014 (REDSKINS)

Played in nine games, starting seven... Started at HOU (9/7) and completed 29-of-37 passes for 267 yards with a passer rating of 96.7. Completion percentage of 78.4 was the second-highest of his career and his best since completing 93.3 percent of his passes vs. PHI in 2012... Started vs. JAX (9/14), completing 2-of-3 passes for 38 yards and adding 22 yards on two rushing attempts before exiting with an injury... Inactive with an ankle injury from Weeks 3-8... Made his return in Week 9 at MIN (11/2), starting and com-

pleting 18-of-28 passes for 251 yards and one touchdown and adding 24 rushing yards on seven carries... Started vs. TB (11/16) and completed 23-of-32 passes for 207 yards with one touchdown... Started at SF (11/23) and completed 11-of-19 passes for 106 yards... Active but did not play at IND (11/30)... Completed three-of-four passes for 33 yards in relief of Colt McCoy vs. STL (12/7)... Entered at NYG (12/14) in the first quarter in relief of McCoy and completed 18-of-27 passes for 236 yards with a touchdown and added 46 yards on five rushing attempts. Moved into the Top 10 in team history in career yards and passing touchdowns with the performance... Started and completed 16-of-23 passes for 220 yards in a win vs. PHI (12/20), including engineering a game-winning field goal drive in the final two minutes. Surpassed 1,000 career pass attempts in the game and moved past Jay Schroeder for 10th in team history... Completed 27-of-41 passes for 336 yards with one touchdown and added a rushing touchdown in a start vs. DAL (12/28). Passed Eddie LeBaron (8,068) for eighth-most passing yards in team history... Tied LeBaron, Mark Rypien and Norm Snead for the fourth-most career rushing touchdowns by a Redskins quarterback (eight) and became the 10th player in team history with 40 career passing touchdowns.

2013 (REDSKINS)

Voted by his teammates as an offensive captain prior to the season... Started the first 13 games of the season, completing 60.1 percent of his passes and throwing 16 touchdowns... Started vs. PHI (9/9) and posted then-career highs in completions (30) and pass attempts (49) and a career-high in passing yards (329). Threw two fourth-quarter touchdowns to Leonard Hankerson... Started at GB (9/15) and completed 26-of-40 passes for 320 yards with three passing touchdowns... Started vs. DET (9/22) and registered career highs in completions (32) and pass attempts (50), and reaching 326 passing yards to become the first Redskin in the Super Bowl era to post three consecutive 300-yard passing games. Also added 37 rushing yards on six carries (6.2 avg.)... Started at OAK (9/29) and completed 18-of-31 passes for 227 yards and one passing touchdown. Also added three rushing attempts for 10 yards... Started at DAL (10/13), completing 19-of-39 passes for 246 yards and adding nine rushing attempts for 77 yards, both season highs... Started and completed 18-of-29 passes for 298 yards and two touchdowns vs. CHI (10/20). Also posted season highs in rushing attempts (11) and rushing yards (84). Engineered a fourth quarter comeback, the third of his career in its entirety... Started at DEN (10/27) and completed 15-of-32 passes for 132 yards with one touchdown and two interceptions... Started vs. SD (11/3) and completed 23-of-32 passes for 291 yards and one interception. Directed a 10-play, 78-yard game-winning drive on the first possession of overtime... Started at MIN (11/7), completing 24-of-37 passes for 281 yards with a season-high-tying three touchdowns and a season-high passer rating of 114.8... Started and completed 17-of-35 passes for 264 yards and two touchdowns at PHI (11/17). Also added 44 rushing yards on 10 carries... Started vs. SF (11/25), completing 16-of-26 passes for 118 yards with an interception. Added 27 rushing yards on four carries (6.8 avg.)... Started vs. NYG (12/1) and completed 24-of-32 passes for 207 yards and one touchdown. Added 88 yards on 12 rushing attempts. Connected on his first 12 passes of the game, matching his career best for consecutive completions (12 - at DAL, 2012)... Started and completed 12-of-26 passes for 164 yards with one touchdown and one interception vs. KC (12/8)... Inactive at ATL (12/15), vs. DAL (12/22) and at NYG (12/29).

2012 (REDSKINS)

Started 15 regular season games in helping lead Washington to a 10-6 record and its first division title since 1999... Selected by his teammates as an offensive captain at midseason... Earned his first career Pro Bowl selection, becoming the first Redskins offensive rookie to earn a selection since Larry Brown in 1969... Named PFW/PFWA Rookie of the Year and Offensive Rookie of the Year... Completed 258-of-393 passes (65.6 percent) for 3,200 yards with 20 touchdowns and a passer rating of 102.4... Set NFL rookie records for passer rating (102.4) and percentage of passes had intercepted (1.27) and fell just short of the league rookie record for completion percentage... Shattered virtually every Redskins rookie passing record and every team record for rushing by a quarterback... Made his NFL debut as the starting quarterback in a season-opening win at NO (9/9), becoming the first player born in the 1990s to start at quarterback in NFL history. Completed 19-of-26 passes for 320 yards and two touchdowns and finished with a passer rating of 139.9. Became the first player in NFL history to compile 300-plus passing yards, two or more passing touchdowns and no interceptions in an NFL debut. Threw his first career touchdown on an 88-yard pass to Pierre Garçon, the longest pass play by the Redskins since Ed Rubbert's 88-yard touchdown pass to Anthony Allen in a strike game vs. the St. Louis Cardinals on Oct. 4, 1987, a span of 397 regular season games... Started at STL (9/16) and completed 20-of-29 passes for 206 yards with one touchdown, one interception and a quarterback rating of 86.3. Added 11 carries for 82 yards and his first two career rushing touchdowns, with his 82 rushing yards being the most by a Redskins quarterback since the 1970 merger, surpassing Joe Theismann's 64 rushing yards at Chicago on 11/9/80. Became the first Redskins quarterback to rush for two TD since Mark Rypien vs. Indianapolis on Nov. 7, 1993, a span of 297 regular season games and was the first Redskins rookie QB to do so since Norm Snead at Dallas on 11/19/61... Started vs. CIN (9/23), completing 21-of-34 passes for 221 yards with one touchdown and a 90.4 passer rating. Also added 74 yards on 13 carries with one touchdown. The rushing touchdown was his third of the season, tying him with Al Dorow (1954) and Norm Snead (1961) for the team record for rushing touchdowns a Redskins rookie quarterback... Started at quarterback and registered his first fourth-quarter comeback win at TB (9/30). Finished the game 26-of-35 for 323 yards (all career highs) and added seven carries for 43 yards and a touchdown on the ground. Engineered a seven-play, 56-yard drive in 1:39 to set up Billy Cundiff for a 41-yard game-winning field goal with three seconds remaining. Scored his fourth rushing touchdown of the season on a five-

yard run in the second quarter, tying Joe Theismann (1979) and Eddie LeBaron (1955) for the Redskins record of rushing touchdowns by a quarterback in a single season. Became the sixth NFL quarterback since the 1970 merger to register at least four rushing touchdowns in the first four games of a season, joining Cam Newton (2011), Kordell Stewart (1997), Bubby Brister (1988), Steve Grogan (1976) and Terry Bradshaw (1972). With 1,170 passing yards through four games, joined Cam Newton (2011) and Ryan Tannehill (2012) as the only players to reach 1,000 passing yards in their first four games of their rookie seasons. His 300-yard passing performance was the second of his career and the 100th by a Redskins quarterback in team history... Started vs. ATL (10/7) and completed 10-of-15 passes for 91 yards before exiting the game in the third quarter with a head injury. Rushed once for seven yards, giving him 241 on the season, breaking Sammy Baugh's team record for rushing yards by a rookie quarterback in a season (240 in 1937)... Started vs. MIN (10/14) and completed 17-of-22 passes for 182 yards and a touchdown. Also tied a career high in rushing attempts (13) and set a career high with 138 rushing yards with two rushing touchdowns. Set a franchise record for single-game rushing yardage by a quarterback with the first 100-yard rushing effort by a QB in team history. Broke the team record for rushing yards by a quarterback in a single season, surpassing Harry Gilmer, who had 365 rushing yards in 1952 and saw action at both quarterback and left halfback in that season (the previous high by a Redskins player who played strictly quarterback was Joe Theismann, who rushed for 314 yards in 1984). Ended the evening with a 76-yard touchdown run, the longest by a quarterback in team history and the longest by an NFL quarterback since Pittsburgh's Kordell Stewart rushed for an 80-yard touchdown against Carolina on Dec. 22, 1996. The run was the longest by any Redskin since Clinton Portis had a 78-yard run vs. the Kansas City Chiefs on Oct. 18, 2009. Became only the second individual quarterback in team history with at least one rushing touchdown and one passing touchdown in three games in a season since 1950 (Joe Theismann, 1980). Joined Michael Vick as the only NFL quarterbacks since 1970 to rush for at least 130 yards and two touchdowns in a game. His six rushing touchdowns are the most by a Redskins quarterback in a single season in team history. He was previously tied with Joe Theismann (1979) and Eddie LeBaron (1955)... Started at NYG (10/21) and completed 20-of-28 passes for 258 yards with two touchdowns, and added 89 rushing yards on nine carries (9.9 avg.). Had a 108.9 passer rating, marking the third time he had eclipsed 100.0 in a game... Started at PIT (10/28), completing 16-of-34 passes for 177 yards with one touchdown and no interceptions. Threw the eighth touchdown

YEAR-BY-YEAR STATS

PASSING

Year	Team	G	GS	Att	Comp	Pct	Yds	Yd/A	TD	Int	Lg	Rate
2012	Was	15	15	393	258	65.6	3200	8.1	20	5	88t	102.4
2013	Was	13	13	456	274	60.1	3203	7.0	16	12	62t	82.2
2014	Was	9	7	214	147	68.7	1694	7.9	4	6	274	82.2
Career		37	35	1063	679	63.9	8097	7.6	40	23	88t	90.6

RUSHING

Year	Team	Att	Yds	Avg	Lg	TD
2012	Was	120	815	6.8	76t	7
2013	Was	86	489	5.7	26	0
2014	Was	38	176	4.6	23	1
Career		244	1480	6.1	76t	8

ADDITIONAL

Record as Starter: 14-21 (.400) career; 14-21 (.400) with Redskins

Fumbles-Lost: 12-2 in 2012; 11-4 in 2013; 9-5 in 2014

Fourth Quarter Comeback Wins: 2 in 2012 (09/30/12 at TB, 12/3/12 vs. NYG), 1 in 2013 (10/20/13 at CHI)

Overtime Wins: 1 in 2013 (11/03/13 vs. SD)

300-Yard Passing Games: 7 (3 in 2012, 3 in 2013, 1 in 2014)

POSTSEASON: 2012 (WAS): 1 G (1 GS), 10-for-19 (52.6%), 84 yds, 2 TD, 1 INT, 77.5 rating; 5 carries for 21 yds

pass of his rookie season, finding wide receiver Santana Moss for a one-yard touchdown on fourth down in the second quarter... Started vs. CAR (11/4) and completed 23-of-39 passes for 215 yards. With 23 completions, he tied Norm Snead's team record for completions in a rookie season (172, set in 1961). Also rushed 13 times for 76 yards, making he and running back Alfred Morris the first rookie quarterback-running back tandem in NFL history to each amass 500 rushing yards in a season... Started in a win vs. PHI (11/18) and completed 14-of-15 passes (93.3 percent) for 200 yards with a career-high four touchdowns, finishing with a perfect 158.3 passer rating and also contributing 84 rushing yards on 12 carries. Became only the third NFL player (Randall Cunningham, Michael Vick) and first rookie ever with 200 pass yards, 75 rush yards and four passing TD in a single game. Was five attempts short of meeting the 20-attempt minimum needed to qualify for team records for completion percentage (Mark Brunell – 89.3 on Sept. 24, 2006 vs. Houston) and passer rating (Sonny Jurgensen – 149.3, Sept. 15, 1968 at Chicago). Became only the third rookie to surpass both 2,000 passing yards and 500 rushing yards in a season, joining Vince Young in 2006 (2,199 passing yards, 552 rushing yards) and Cam Newton in 2011 (4,051 passing yards, 706 rushing yards)... In a Thanksgiving Day win at DAL (11/22), completed 19-of-27 passes for 304 yards and four touchdowns. Became the first rookie in NFL history and the first player in Redskins history to pass for four touchdowns in consecutive games. In the game, he broke single-season team records for passing yards by a rookie (Norm Snead's 2,337 in 1961) and passing touchdowns by a rookie (Eddie LeBaron's 14 in 1952). He became the first player in NFL history to have four 60-yard passing touchdowns and a 60-yard rushing touchdown in a season. His four passing touchdowns are the most in a single game by a Redskins quarterback on Thanksgiving Day, surpassing the three Thanksgiving Day touchdowns thrown by Jim Ninowski (Nov. 28, 1968) and Danny Wuerffel (Nov. 28, 2002). Griffin III's 304 yards are also the most by a Redskins quarterback on Thanksgiving Day, surpassing Ninowski's 280... Started in a win vs. NYG on Monday Night Football (12/3), completing 13-of-21 passes for 163 yards with one touchdown. Helped the Redskins overcome a six-point deficit entering the fourth quarter, becoming the first rookie quarterback for the Redskins to engineer a fourth-quarter comeback when trailing after three quarters since Harry Theofiledes on Dec. 15, 1968 vs. Detroit. Also rushed for 72 yards on five carries, surpassing Cam Newton's former NFL record for rushing yards in a season by a rookie quarterback (706 in 2011)... Started in a win vs. BAL (12/9), completing 15-of-26 passes for 246 yards and a touchdown. Threw his 18th touchdown pass of the season on a four-yard throw to Joshua Morgan in the first quarter... Inactive at CLE (12/16) with a sprained LCL... Started in a win at PHI (12/23) and completed 16-of-24 passes for 198 yards with two touchdowns. Surpassed 3,000 passing yards for the season, marking the 20th time in team history a Redskin has done so... Started and completed 9-of-18 passes for 100 yards. Finished the season with NFL rookie records for passer rating (102.4, surpassing Russell Wilson's 100.0 passer rating this season and Ben Roethlisberger's 98.1 from the 2004 season) and for percentage of passes intercepted (1.3 percent, breaking Charlie Batch's 1.98 percent). Concluded 2012 with team rookie records for completions (258), pass attempts (393), passing yards (3,200), passing touchdowns (20), completion percentage (65.6) and passer rating (102.4). He also holds team records for rushing attempts (120), rushing yards (815) and rushing touchdowns (seven) for a quarterback of any experience level. He became the fourth NFL quarterback to rush for 800 yards in a season, joining Randall Cunningham, Bobby Douglass and Michael Vick (twice)... Started in the NFC Wild Card Round vs. SEA (1/6), becoming the first quarterback born in the 1990s (Feb. 12, 1990) to start an NFL playoff game. Completed 10-of-19 passes for 84 yards with two touchdowns and an interception. He also added 21 yards rushing on five carries. Was the first rookie quarterback to start a playoff game for the Redskins since Pro Football Hall of Famer Sammy Baugh started the 1937 NFL Championship on Dec. 12, 1937.

COLLEGE

Played in 41 games at Baylor, starting 40, eventually being named the recipient of the 77th Heisman Memorial Trophy (the first in Baylor history) following the 2011 season... In addition, also won the Davey O'Brien Award, Walter Camp Award, Johnny Unitas Golden Arm Award and Chic Harley Award, as well as earning national Player of the Year recognition from Sporting News, Yahoo! Sports and Fox Sports in 2011... Is the only player in school history to complete over 600 passes (800), attempt over 1,000 throws (1,192), compile a pass completion percentage over .650 (.671), throw for over 6,000 yards (10,366), amass more than 40 touchdown passes (78), compete in more than 1,100 total plays (1,720) and gain over 8,000 yards in total offense (12,620)... Exited Baylor with the lowest percentage of passes intercepted in NCAA FBS history (1.43%), and his pass efficiency rating of 189.48 in 2011 ranks second in NCAA season annals... Holds school single-season records with 454 pass attempts in 2010, along with a pass completion percentage of 72.3 percent, 37 touchdown tosses, 4,293 yards passing, 4,992 yards in total offense and most yards gained per pass attempt (10.68) in 2011... Was also a Track & Field All-American after finishing third at NCAA Outdoor Championships in 400-meter hurdles (49.55)... Won Big 12 gold medal in 400-meter hurdles with third-fastest time (49.22) in school history.

PERSONAL

Graduated from Baylor in December 2010, with a degree in Political Science, three years after enrolling at the university... Selected to the Texas UIL All-Century Boys Track and Field prep team in May 2010... Added 2010 and 2011 Academic All-District VI and Academic All-Big 12 Conference honors... Was a nine-time member of the Big 12 Commissioner's Honor Roll and three-time Dean's List honoree... Was rated the third-best dual-threat quarterback in the country by Rivals.com while starring for the Copperas Cove (Texas) H.S. Bulldawgs... Received a four-star prospect rating from Rivals and was a member of the Texas Top 100 list... Posted a 25-4 record at Copperas Cove, earning first-team Waco Tribune-Herald Super Centex honors as a utility player and honorable mention Class 4A All-State recognition from the Associated Press in 2007... Son of Jacqueline and Robert Griffin, Jr... In the 2013 offseason, married his college sweetheart, Rebecca... Born Robert Lee Griffin III on Feb. 12, 1990 in Japan, where his parents were stationed in the military.

COMMUNITY

Started a foundation called the “Family Of 3 Foundation,” in which he assists three new families a year financially or through other means. Foundation aims to ensure that future generations will have access to the necessary tools, guidance, and motivation needed to attain sustained success in life... Has annually volunteered his time to the Redskins’ All-Star Survivors Celebration for area women battling breast cancer as well as the team’s Redskins Salute to Play 60 event at Joint Base Andrews... Was active in the community between Washington Redskins Charitable Foundation events and personal initiatives in 2014. Led a Friday Night Lights camp for 300 boys and girls at Anacostia (D.C.) High School along with other Redskins players... Participated in the 136th annual White House Easter Egg Roll... Raised money for afterschool exercise and wellness programs with actor Matthew McConaughey and teammate Alfred Morris at the Movies with Morris event... Participated in the Get the Ball Rolling Flag Football Experience with 120 middle school students at Redskins Park... Granted dialysis patient Jamia Johnson’s wish to meet the team and play catch... Helped raise funds for breast cancer research and services for the American Cancer Society at the SACK Cancer Gala... Hosted families of deceased veterans at Redskins Park in support of the Tragedy Assistance Program for Survivors... Hosted 50 children from Horton’s Kids youth organization for Desean Jackson’s Shop with a Jock event... In 2013, worked with the Make-A-Wish Foundation and the Washington Redskins Charitable Foundation to host eight-year-old Lateef Brock for a day during an offseason practice at Redskins Park... Participated in the Smashing Walnuts Foundation Fundraiser in honor of Gabriella Miller in 2012.

CAREER HIGHS

SINGLE-GAME	
Pass Attempts:	50, vs. Detroit (9/22/13)
Pass Completions:	32, vs. Detroit (9/22/13)
Yards Passing:	329, vs. Philadelphia (09/09/13)
Long (Passing):	88t, at New Orleans (09/09/12)
Passing Touchdowns:	4, twice, last at Dallas (11/22/12)
Passer Rating:	158.3, vs. Philadelphia (11/18/12)
Carries:	13, vs. Minnesota (10/14/12)
Rushing Yards:	138, vs. Minnesota (10/14/12)
Long (Rushing):	76t, vs. Minnesota (10/14/12)
Rushing Touchdowns:	2, twice, last vs. Minnesota (10/14/12)

TOUCHDOWN PASS TRACKER


By Target:		By Distance:	
PLAYER	TD	YARDS	TD
Santana Moss	8	1-10	19
Pierre Garcon	6	11-20	5
Aldrick Robinson	5	21-30	6
Leonard Hankerson	4	31+	10
Logan Paulsen	4		
Jordan Reed	3		
Darrel Young	3		
DeSean Jackson	2		
Joshua Morgan	2		
Roy Helu, Jr.	1		
Niles Paul	1		
Chris Thompson	1		
		By Location:	
		LOCATION	TD
		Home	16
		Away	24
		<i>Regular season games</i>	

RANKS IN REDSKINS HISTORY

Category	Rank	No.
Pass Attempts:	10th	1,063
Pass Completions:	8th	679
Yards Passing:	9th	8,097
Passing Touchdowns:	11th	40
Rushing Attempts by QB:	3rd	244
Rushing Yards by QB:	2nd	1,480
Rushing Touchdowns by QB:	T-4th	8

ROOKIE AWARDS AND HONORS

- Offensive Captain
- 2013 NFL Pro Bowl Selection
- AP Offensive Rookie of the Year
- PFW/PFWA Rookie of the Year
- PFW/PFWA Offensive Rookie of the Year
- PFW/PFWA All-Rookie Team
- Sporting News Rookie of the Year
- SOTL.com Rookie of the Year
- Rolling Stone Rookie of the Year
- NFL Offensive Rookie of the Month (September and November)
- NFC Offensive Player of the Week (Weeks 1 and 11)
- NFL Pepsi Rookie of the Week (Weeks 1, 4, 5, 11-13, 16)
- FedEx Air Player of the Week (Weeks 1 and 12)
- ESPN.com Division MVP and All-NFC East Team
- Fox Galloping Gobbler Award (Thanksgiving)



DEANGELO HALL

DEFENSIVE BACK
5-10 | 198
DOB: 11/19/83



12TH NFL SEASON
VIRGINIA TECH
DEEP CREEK H.S. (CHESAPEAKE, VA.)

HONOR ROLL

Defensive Captain (2010-11, 2014)
Three-time Pro Bowler (2005, 2006, 2010 seasons)
2011 Pro Bowl MVP

MILESTONES

NFL debut: 10/24/04 (at KC)... **Redskins debut:** 11/16/08 (vs. DAL)... **100th NFL game:** 12/26/10 (at JAX)... **100th NFL start:** 10/16/11 (vs. PHI)... **First INT:** 11/28/04 (vs. NO, Aaron Brooks)... **First multi-INT game:** 09/17/06 (vs. TB, 2)... **First four-INT game:** 10/24/10 (at CHI)... **30th career INT:** 10/24/10 (at CHI, Jay Cutler)... **40th career INT:** 9/22/13 (vs. DET, Matthew Stafford)... **First TD:** 01/02/05 (at SEA, 48 yard INT return, Matt Hasselbeck)... **First FF:** 12/12/04 (vs. OAK, Chris Hetherington)... **First FR:** 10/16/05 (at NO, Antowain Smith)... **First multi-FR game:** 12/12/05 (vs. NO, 2)... **First sack:** 12/12/04 (vs. OAK, Kerry Collins)... **First reception:** 09/17/06 (vs. TB, no gain from Michael Vick)

TRANSACTIONS

Originally selected by the Atlanta Falcons in the first round (eighth overall) of the 2004 NFL Draft... Traded to the Oakland Raiders on March 21, 2008... Waived by the Oakland Raiders on November 5, 2008... Signed by the Washington Redskins as a free agent on November 8, 2008... Re-signed by the Redskins on March 3, 2009... Released by the Redskins on March 11, 2013... Signed by the Redskins on April 4, 2013... Re-signed by the Redskins on February 19, 2014.

PRO

Entered 2015 having played in 152 career games, with 146 starts, and three-postseason contests (all starts) in 2004 and 2012... Credited by STATS, LLC with 731 career tackles (575 solo), 43 interceptions, 137 passes defensed, 10 forced fumbles, 14 fumble recoveries and two sacks through the 2014 season... Was selected to the Pro Bowl with the Atlanta Falcons in 2005 and 2006 and with the Washington Redskins in 2010, earning Pro Bowl MVP honors in the game following the 2010 season... Tied an NFL record with four interceptions at Chicago in 2010... Was the first player in NFL history to record five fumble returns for touchdowns and five interception returns for touchdowns.

YEAR-BY-YEAR

2015 (REDSKINS)

Tied for team lead with eight tackles (six solo) with a pass defensed vs. MIA (9/13)... Recorded four tackles (three solo) in a win vs. STL (9/20)... Made four tackles (three solo) at NYG (9/24) before exiting with a toe injury... Inactive vs. PHI (10/4), at ATL (10/11), at NYJ (10/18), vs. TB (10/25) and at NE (11/8)... Transitioned to safety following the injury... Returned to action in a win vs. NO (11/15), recording two assisted tackles... Contributed on defense at CAR (11/22)... Started at safety and recorded four solo tackles in a win vs. NYG (11/29)... Posted four tackles (two solo) vs. DAL (12/7)... Tied for team lead with six solo tackles in a win at CHI (12/13)... Led Redskins with nine tackles (eight solo) and a pass defensed in a win vs. BUF (12/20)... Posted four solo tackles, a forced fumble and a fumble recovery he

returned 17 yards for a division-clinching score at PHI (12/26). Became the first player in NFL history to record at least five interception return touchdowns and five fumble return touchdowns in a career. Tied Jessie Tuggle for second-most fumble returns for touchdowns in NFL history (five)... Recorded three solo tackles in regular season finale at DAL (1/3).

2014 (REDSKINS)

Played in three games — starting all three — before suffering a season-ending Achilles injury. Recorded 16 tackles (12 solo), a forced fumble and a fumble recovery on the season... Named by his teammates as the defensive captain prior to the season... Started and appeared in his 150th career NFL game at HOU (9/7), leading the team with eight tackles (seven solo)... Started and added three tackles (two solo) vs. JAX (9/14)... Started and recorded five tackles (three solo), one forced fumble and one fumble recovery at PHI (9/21) before exiting the game with an injured Achilles.

2013 (REDSKINS)

Started all 16 games for a fourth consecutive season... Credited by coaches with 106 tackles (79 solo), third-most on the team... Scored a team-record three defensive touchdowns (two via interception return, one via fumble return)... Started at cornerback vs. PHI (9/9) and had six tackles (three solo) and a fumble recovery he returned 75 yards for a touchdown. The fumble recovery touchdown was Hall's fourth of his career, the most among active NFL players and tied with four players for the third-most career fumble return touchdowns in NFL history... Started at GB (9/15) and had seven tackles (five solo) with a forced fumble... Started vs. DET (9/22) and added four tackles (three solo) and scored his second touchdown of the year on a 17-yard first quarter interception return. The pick made him the fifth active player to reach 40 career interceptions, joining Ed Reed, Charles Woodson, Champ Bailey and Asante Samuel. The interception return for touchdown was the fourth of his career, making Hall only the second player in NFL history to score at least four touchdowns by both interception return and by fumble return (Ronde Barber)... Started at OAK (9/29) and added two assisted tackles... Started at DAL (10/13), posting seven tackles (five solo) and a pass defensed and helping limit Dez Bryant to only 36 receiving yards... Started vs. CHI (10/20), posting four tackles (three solo) and three passes defensed... Started at DEN (10/27) and posted four solo tackles, three passes defensed and two interceptions, one of which he returned 26 yards for a touchdown. The defensive touchdown was his third of the season (two via interception return, one via fumble return), making him the first player in Redskins history to score three defensive touchdowns in a season. The pick-six was the fifth in his career, making him the sixth active player with at least five career interception returns for touchdowns (Charles Woodson, Charles Tillman, Ed Reed, Asante Samuel and Lance Briggs). The two interceptions pushed him past Vernon Dean (1982-87) and Lemar Parrish (1978-81) into the Top 10 in team history... Started and posted five tackles (three solo) vs. SD (11/3)... Started and led the Redskins with 11 tackles (seven solo) and a forced fumble at MIN (11/7)... Started and added two solo tackles at PHI (11/17)... Started vs. SF (11/25), recording a solo tackle, a pass defensed and his career-high third forced fumble of the season... Started and registered seven tackles (five solo) vs. NYG (12/1)... Started and added six tackles (all solo) vs. KC (12/8)... Started and recorded four tackles (two solo) and a pass defensed at ATL (12/15)... Started vs. DAL (12/22), notching four solo tackles and two passes defensed, including his fourth interception... Started and made four solo tackles at NYG (12/29).

2012 (REDSKINS)

Started all 16 regular season games and finished third on the team in tackles (115, 89 solo) as credited by the coaching staff... Credited with 16 passes defended in addition to one sack, one fumble recovered and four interceptions... Started at cornerback and registered two tackles (both for loss), including the first full sack of his career, dropping Drew Brees for a seven-yard loss in a season-opening win at NO (9/9)... Started at cornerback at STL (9/16) and led the team with eight tackles (all solo), a pass defended and a fumble recovery — the 10th fumble recovery of his career, making him the 20th active player to reach double digits in fumble recoveries... Started and had 13 tackles (11 solo) and a pass defended vs. CIN (9/23)... Had five tackles, two passes defended and an interception as a starter at TB (9/30)... Started and registered nine tackles (five solo) vs. ATL (10/7)... Started and posted seven tackles and had a game-ending interception of QB Christian Ponder in the end zone vs. MIN (10/14)... Started and had three tackles and a pass defended at NYG (10/21)... Registered six tackles (five solo) as a starter at PIT (10/28)... Started and had three tackles and two passes defended vs. CAR (11/4)... Started and had an interception of QB Nick Foles in addition to seven tackles (six solo) in a win vs. PHI (11/18)... Started and had three tackles (two solo), two passes defended and an interception in a Thanksgiving Day win at DAL (11/22). It was Hall's second consecutive game with an interception, marking the first time he had at least one interception in consecutive games since October 2010. He also had a 43-yard onside kick return in the final minute that he downed inside the 5-yard line to allow the offense to kneel out the clock... Started in a win vs. NYG (12/3) on Monday Night Football and registered four tackles (three solo)... Started and posted seven tackles (four solo) in a win vs. BAL (12/9)... Started and registered six tackles (four solo) in a win at CLE (12/16)... Started and had five solo tackles in a win at PHI (12/23)... Started and had three tackles and three passes defended and was given a game ball by NBC's *Sunday Night Football* for his role in a division-clinching win vs. DAL (12/30)... Started and had six tackles (two solo) in the NFC Wild Card Round vs. SEA (1/6).

2011 (REDSKINS)

Named a defensive captain for the second consecutive season... Named NFC Defensive Player of the Week for his performance in Week 12... Started all 16 games... Totaled 111 tackles (75 solo), three interceptions, one forced fumble and 16 passes defended... Started vs. NYG (9/11) and recorded eight tackles (four solo) and one pass defended... Started vs. ARI (9/18) and finished with six tackles (four solo) and one pass defended... Started at DAL (9/26) and recorded six tackles (six solo)... Started at STL (10/2) and recorded six tackles (five solo) and two passes defended... Started at left corner vs. PHI (10/16) and recorded five tackles (three solo) and one interception... Started at CAR (10/23) and recorded five tackles (four solo) and one pass defended... Started at BUF (10/30) and recorded seven tackles (six solo)... Started vs. SF (11/6) and recorded 13 tackles (eight solo) and one forced fumble... Started at MIA (11/13) and recorded eight tackles (four solo) and one pass defended... Started vs. DAL (11/20) and recorded eleven tackles (nine solo)... Started at SEA (11/27) and recorded seven tackles (two solo), seven passes defended and one interception, a performance that earned him recognition as the NFC Defensive Player of the Week... Started vs. NYJ (12/4) and recorded seven tackles (six solo) and one pass defended... Started vs. NE (12/11) and recorded nine tackles (six solo)... Started at NYG (12/18) and recorded seven tackles (five solo), two passes defended and one interception... Started vs. MIN (12/24) and recorded two tackles (two solo) and one pass defended... Started at PHI (1/12) and recorded three tackles (two solo) and two passes defended.

2010 (REDSKINS)

Named a defensive captain... Earned his first trip to the Pro Bowl as a member of the Washington Redskins, where he won MVP honors... Named NFC Defensive Player of the Week for his performance in Week 7... Started all 16 games and led all Redskins with six interceptions, which tied him for fifth in the NFL and tied his career high... Also finished third on the team in tackles, with 112 (79 solo)... Totaled two forced fumbles, two fumble recoveries

and 16 passes defended... Finished tied for first in the NFL in takeaways (8)... Started vs. DAL (9/12) and registered 12 tackles (10 solo), including one tackle for a loss, two passes defended, one forced fumble and a fumble recovery, which he returned 32 yards for a touchdown. The fumble recovery for a touchdown, which came after he stripped the ball from running back Tashard Choice, was the first of Hall's career and also accounted for the only touchdown scored by the Redskins... Opened the game and led his position group with 13 tackles (nine solo) vs. HOU (9/19)... Started at STL (9/26) and led all Redskins cornerbacks with nine tackles (six solo). Also had a pass defended... Opened the game at PHI (10/3) and registered seven tackles (three solo), one pass defended and an interception. His interception came in the endzone in the final play of regulation to clinch the Washington victory. Helped limit receivers DeSean Jackson and Jeremy Maclin to a combined four catches for 34 yards and no touchdowns... Had 12 tackles (eight solo) vs. GB (10/10)... Totaled seven tackles (four solo) vs. IND (10/17)... Started at CHI (10/24). Tied an NFL record by intercepting four passes, one of which he returned 92 yards for a touchdown. Became 19th NFL player and third Redskin to record four interceptions in the same game. He is the first NFL player to do so since Denver's Deltha O'Neal on Oct. 7, 2001. Sammy Baugh (11/14/43 vs. Detroit) and Dan Sandifer (10/31/48 vs. Boston) were the other Redskins to do so. Hall's 92-yard interception return for a touchdown was the longest of his career and tied for the third-longest in Redskins history. Coupled with his 32-yard fumble return for a touchdown in Week 1 against DAL, Hall became the first Redskins defender to score two defensive touchdowns in the same season since Andre Collins in 1994. It was his third career interception for a touchdown and his sixth career defensive return for a touchdown. Also had nine tackles (seven solo) and four passes defended. Helped hold quarterback Jay Cutler to a 54.3 passer rating. Was named NFC Defensive Player of the Week for his performance. His jersey from the game is now displayed in the Pro Football Hall of Fame... Started at DET (10/31). Had six tackles (four solo), two passes defended and one interception. The interception gave him six on the season, matching a career high and are the most by a Redskin since Matt Stevens had six in 1999... Had eight tackles (five solo) and one pass defended vs. PHI (11/15)... Started at TEN (11/21)... Opened the game vs. MIN (11/28). Totaled four tackles (four solo) while helping hold quarterback Brett Favre to just 172 passing yards and no touchdowns. Part of a defense which held the Vikings to 299 total yards... Totaled two tackles (two solo) and helped hold quarterback Eli Manning to 161 yards and a 62.2 passer rating at NYG (12/5)... Started vs. TB (12/12). Had four tackles (three solo) and two passes defended. Forced and recovered a fumble from Buccaneers running back LeGarrette Blount, which led to the Redskins first touchdown of the day... Had three tackles (three solo) at DAL (12/19)... Started at JAX (12/26). Led all cornerbacks with six tackles (two solo)... Totaled eight tackles (seven solo) and two passes defended vs. NYG (1/2).

2009 (REDSKINS)

Played in 13 games with 12 starts, declared inactive for three games with a knee sprain (at PHI, 11/29; vs. NO, 12/6; and at OAK, 12/13)... Led the Redskins with four interceptions... Also totaled 64 tackles (44 solo), nine passes defended and one fumble recovery... Had 10 tackles (seven solo) at CAR (10/11) and intercepted his third pass of the season off quarterback Jake Delhomme leading to running back Clinton Portis' first rushing touchdown of the season... Notched four tackles (three solo) and an interception vs. DEN (11/15)... Sustained a knee sprain against at DAL (11/23) after recovering his first fumble of the season, but returned to total nine tackles.

2008 (RAIDERS/REDSKINS)

Started in eight games with the Oakland Raiders and played in seven games with four starts for the Redskins... Tied for sixth in the NFL in interceptions (5) and fifth in passes defended (21) in 2008 with Oakland and Washington... Tallied 49 tackles, three interceptions, 13 passes defended, one fumble recovery, one forced fumble and a half-sack as a member of the Raiders... Released by the Raiders on November 5... Signed with the Redskins on Nov. 8... Totaled 27 tackles (21 solo), two interceptions, eight passes defended and one fumble recovery with the Redskins... Made his Redskins debut at

DAL (11/16) and had three tackles and intercepted Dallas quarterback Tony Romo... Made his first start with the Redskins at BAL (12/7) and had four tackles, one pass defended, one fumble recovery (returned for 10 yards) and one special teams stop.

2007 (FALCONS)

Tallied a career-high 71 tackles to go along with five interceptions for 80 yards, 16 passes defended, one fumble recovery, one fumble forced and a touchdown... Posted one tackle, one pass defended and one interception (19 yards) at MIN (9/9); the interception marked the 13th of his career and second on opening day (9/12/05 vs. PHI)... Recorded one tackle, one fumble recovery (56 yards – in the first quarter for a touchdown) and one pass defended at TEN (10/7)... Amassed a career high 11 tackles and tied a career high with four passes defended in addition to recording one interception (33 yards) vs. NYG (10/15).

2006 (FALCONS)

Earned second consecutive Pro Bowl nod after tallying 56 tackles, a team-high four interceptions, one fumble recovery and a career-high 16 passes defended... According to STATS Inc., less than half (48.7 percent) of the passes thrown his direction were completed... Had two tackles, one interception and two passes defended against ARI (10/1); his interception was returned 37 yards for a touchdown... Had a then-career-best two interceptions vs. TB (9/17).

2005 (FALCONS)

Started 15 games and led the team with a career-high six interceptions... Also tallied 68 tackles, 10 passes defended, two fumble recoveries, one forced fumble and one touchdown on the way to his first Pro Bowl selection... Registered eight punt returns for 82 yards and two kickoff returns for 45 yards... Matched up against WR Terrell Owens in the season opener and posted four tackles and one interception as he kept the Pro Bowl receiver out of the end zone before a nationally televised audience on ABC's "Monday Night Football" vs. PHI (9/12).

2004 (FALCONS)

Saw action in 10 games with nine starts after missing the first six games of the season with a hip injury suffered in the preseason... Registered 37 tackles, two interceptions, one forced fumble, six passes defended and a half-sack; also returned one kickoff for 48 yards... Tied for second on the team with eight passes defended and third with two interceptions... Posted first career interception vs. NO (11/28).

COLLEGE

Recorded 190 tackles, 20 passes defended, eight interceptions, two forced fumbles, one fumble recovery and seven receptions for 86 yards with one touchdown in his three-year career at Virginia Tech... Returned 56 punts for 839 yards and five touchdowns... His five punt returns for touchdowns rank second in Big East Conference history to current teammate Santana Moss (6, Miami)... All-America first-team selection as a punt returner as a junior... Semi-finalist for the Jim Thorpe Award, given to the nation's top defensive back, as he ranked sixth on the team with a career high 93 tackles... Tallied 56 tackles, 12 passes defended, four interceptions and one forced fumble in 10 starts as a sophomore... Registered 42 tackles and three interceptions as a freshman.

PERSONAL

Lettered in basketball, football and track at Deep Creek H.S. in Chesapeake, Va... Rushed for more than 1,300 yards and 30 touchdowns as a senior... First team all-state selection as a defensive back and kick returner as he intercepted nine passes and posted more than 100 tackles... Averaged 9.8 yards per carry as a junior and added seven picks... Placed sixth at the junior nationals in the 60-meter dash as a junior... Majored in secondary

education... Served as an NFL Network analyst during the 2015 Scouting Combine... Married with six children: Tyrel (13), Mya (9), TaLia (8), Bre (5), and twins, Jaden and DJ (3)... Has participated in several community events during his time in Washington, among them the CareFirst Legislative Reception, Coca-Cola's Get the Ball Rolling Flag Football Experience, Darrell Green's annual Christmas With The Redskins event, the team's 80th Anniversary Thank You Tour throughout Virginia, Maryland and Washington, D.C. in 2012, numerous PLAY 60 events, the Brian Mitchell Youth Football Camp, Macy's Redskins Coat Giveaway Event, London's Bridge Holiday events and more.

YEAR-BY-YEAR STATS

DEFENSE

Year	Team	G	GS	Tack	Solo	Sack	INT	PD
2004	Atl	10	9	36	30	0.5	2	6
2005	Atl	15	15	66	59	0	6	10
2006	Atl	16	16	58	51	0	4	16
2007	Atl	16	15	70	63	0	5	16
2008	Oak/Was	15	12	74	63	0.5	5	21
2009	Was	13	12	58	46	0	4	9
2010	Was	16	16	95	65	0	6	16
2011	Was	16	16	90	65	0	3	16
2012	Was	16	16	90	64	1	4	14
2013	Was	16	16	78	57	0	4	13
2014	Was	3	3	16	12	0	0	0
2015	Was	11	8	48	39	0	0	2
Career		163	154	779	614	2	43	139

*Tackle stats according to STATS, LLC

KICK RETURN

Year	Team	KR	Yds	Avg	Lg	TD
2004	Atl	1	48	48	48	0
2005	Atl	2	45	22.5	23	0
2007	Atl	0	0	-	-	0
2009	Was	0	0	-	-	0
2012	Was	1	43	43	43	0
Career		4	136	34	48	0

PUNT RETURN

Year	Team	PR	Yds	Avg	Lg	TD
2004	Atl	0	0	-	-	0
2005	Atl	8	82	10.3	27	0
2007	Atl	5	41	8.2	16	0
2009	Was	2	-2	-1	0	0
2012	Was	1	0	0	0	0
Career		16	121	7.6	27	0

ADDITIONAL

Fumbles Forced-Recovered: 1-0 in 2004, 1-3 in 2005, 0-1 in 2006, 1-1 in 2007, 0-2 in 2008, 0-1 in 2009, 2-2 in 2010, 1-0 in 2011, 0-1 in 2012, 1-1 in 2013, 2-2 in 2014, 1-1 in 2015

INT Touchdowns: 1 in 2004, 1 in 2006, 1 in 2010, 2 in 2013

FR Touchdowns: 1 in 2005, 1 in 2007, 1 in 2010, 1 in 2013, 1 in 2015

CAREER HIGHS

SINGLE-GAME

Total Tackles:	13, vs. Houston (09/19/10)
Solo Tackles:	11, vs. NY Giants (10/15/07)
Interceptions:	4, at Chicago (10/24/10)
Passes Defended:	5, at Seattle (11/27/11)
Forced Fumbles:	1, 11 times, last at Philadelphia (12/26/15)
Fumble Recoveries:	2, vs. New Orleans (12/12/05)

JEREMY HARRIS

CORNERBACK
6-2 | 185
DOB: 4/26/91



3RD NFL SEASON
NEW MEXICO STATE
DORSEY (CALIF.) H.S.



MILESTONES

NFL debut: 9/7/14 (at PHI)... **Redskins debut:** 1/3/16 (at DAL)

TRANSACTIONS

Selected by the Jacksonville Jaguars in the seventh round (208th overall) of the 2013 NFL Draft... Waived by the Jaguars on September 4, 2015... Signed to the Kansas City Chiefs' practice squad on September 8, 2015... Released from the Chiefs' practice squad on October 13, 2015... Signed to the New York Jets' practice squad on October 20, 2015... Released from the Jets' practice squad on November 14, 2015... Signed to the Washington Redskins' practice squad on November 30, 2015... Signed to the Redskins' active roster on December 29, 2015.

YEAR-BY-YEAR

2015 (JAGUARS/CHIEFS/JETS/REDSKINS)

Waived by the Jaguars in the preseason... Signed to the Chiefs' practice squad on Sept. 8 but was released in Week 6... Spent four weeks on the Jets' practice squad... Signed to the Redskins' practice squad in Week 13... Signed to active roster in Week 17 and recorded a solo tackle in Redskins debut at DAL (1/3).

2014 (JAGUARS)

Played in six games, recording five special teams tackles... Made NFL debut at PHI (9/7) on special teams... Saw action for career-high 10 snaps at cornerback vs. MIA (10/26)... Registered a career-high four special teams tackles at CIN (11/2)... Was inactive for the final five games.

2013 (JAGUARS)

Placed on injured reserve on Aug. 25 with a back injury.

COLLEGE

Appeared in 25 games in his last two seasons at New Mexico State after spending two seasons at East Los Angeles Junior College... Career totals at New Mexico State include 83 tackles, 12 pass breakups, two forced fumbles, one interception and one tackle for a loss... Started all 12 games at cornerback as a senior in 2012, earning first-team All-WAC honors. Posted 56 tackles (37 solo), 10 pass breakups, two forced fumbles, one tackle for a loss and one interception... Appeared in 13 games as a junior, tallying 27 tackles and two pass breakups... Started every game at East Los Angeles Junior College for two seasons... In 2010, tallied 17 tackles, three interceptions (one returned for touchdown), three pass breakups and one fumble recovery. Led the team with 218 yards on kick returns (24.2 yards per return), including one for a TD.

PERSONAL

Attended Dorsey (Calif.) H.S., where he was named a second-team All-District selection in 2007... Helped lead team to a combined 16-8 record during his junior and senior seasons... Also ran track, earning a third place finish in the city meet in 2007 and a second place finish and third in the state in his senior season... Son of Chandra Franklin... Also raised by his grandmother, Joanna Franklin... Born April 26, 1991.

YEAR-BY-YEAR STATS

DEFENSE

Year	Team	G	GS	Tack	Solo	Sack	INT	PD
2014	Jax	6	0	0	0	0	0	0
2015	Was	1	0	1	1	0	0	0
Career		7	0	1	1	0	0	0

*Tackle stats according to STATS, LLC



JASON HATCHER

DEFENSIVE END
6-6 | 299
DOB: 7/13/82



10TH NFL SEASON
GRAMBLING STATE
JENA (LA.) H.S.

HONOR ROLL

Pro Bowl selection (2013 season)

MILESTONES

NFL debut: 9/10/06 (at JAX)... **First NFL start:** 9/26/10 (at HOU)... **Redskins debut:** 9/7/14 (at HOU)... **First sack:** 9/17/06 (vs. WAS, half sack of Mark Brunell)... **First full sack:** 11/23/06 (vs. TB, Bruce Gradkowski)... **First multi-sack game:** 9/18/11 (at SF, 2)... **First INT:** 11/6/11 (vs. SEA, Tarvaris Jackson)... **First FF:** 10/21/07 (vs. MIN, Adrian Peterson)... **First FR:** 10/14/07 (vs. NE, Tom Brady, returned 29 yards for touchdown)

TRANSACTIONS

Selected by the Dallas Cowboys in the third round (92nd overall) of the 2006 NFL Draft... Signed a contract extension with the Cowboys on August 3, 2011... Signed with the Washington Redskins as an unrestricted free agent on March 14, 2014.

PRO

Joined the Redskins in March 2014 as one of the Redskins' most high-profile acquisitions in free agency... Former rotational defensive lineman who turned into one of the NFC East's most disruptive men in the trenches... Signed in Washington following a Pro Bowl season in 2013 in which he led Dallas with a career-high 11 sacks, including eight against divisional opponents... Entered 2015 having previously appeared in 132 career regular season games with 55 starts... As a Cowboy from 2006-13, compiled 205 tackles (143 solo), 27.0 sacks, seven passes defended, four forced fumbles, four fumbles recovered and one interception.

YEAR-BY-YEAR

2015 (REDSKINS)

Registered four tackles (three solo) including the team's first sack of the season vs. MIA (9/13)... Recorded an assisted tackle in win vs. STL (9/20)... Contributed on defense and special teams at NYG (9/24) and vs. PHI (10/4)... Posted three solo tackles at ATL (10/11)... Made a solo tackle at NYJ (10/18)... Contributed three tackles (two solo, one for loss) in the largest comeback win (24 points) in team history vs. TB (10/25)... Added a quarterback hit at NE (11/8)... Recorded two tackles (one solo) in a win vs. NO (11/15)... Played on defense and special teams at CAR (11/22)... Recorded a solo tackle in a win vs. NYG (11/29)... Posted two solo tackles and a forced fumble vs. DAL (12/7)... Contributed on defense and special teams in a win at CHI (12/13)... Registered three solo tackles including a nine-yard sack in a win vs. BUF (12/20)... Contributed defensively in a division-clinching win at PHI (12/26)... Inactive in Week 17 at DAL (1/3).

2014 (REDSKINS)

Started all 13 games in which he appeared in his debut season in Washington, adding 25 tackles (15 solo), 5.5 sacks and a fumble recovery... Made his Redskins debut at HOU (9/7), starting and compiling five tackles (four solo) with a pass defended... Started and notched 2.5 sacks among the Redskins' team-record-tying 10 sacks vs. JAX (9/14)... Started at PHI (9/21) and made two solo tackles... Contributed a solo tackle in a start vs. NYG (9/25)... Started

and added four assisted tackles vs. SEA (10/6)... Recorded an assisted tackle (a half-sack) in a start at ARI (10/12)... Started vs. TEN (10/19) and notched two tackles (one solo)... Started and contributed defensively to an overtime win in his return to DAL (10/27)... Made two solo tackles and contributed his fourth sack of the season in a start at MIN (11/2)... Started and recorded a solo tackle vs. TB (11/16)... Started and recorded a sack among his three solo tackles at SF (11/23)... Started and recorded his first fumble recovery as a member of the Redskins at IND (11/30)... Started and made one assisted tackle — a half-sack — vs. STL (12/7)... Inactive at NYG (12/14) and vs. PHI (12/20)... Placed on Reserve/Injured list in Week 17.

2013 (COWBOYS)

Started all 15 games in which he played at defensive tackle... Posted a career-high 11 sacks, smashing his previous career high of 4.5 set in 2011... Became the first Cowboy other than DeMarcus Ware to lead Dallas in sacks alone since Greg Ellis in 2004... Posted eight sacks in NFC East play, tied with St. Louis' Robert Quinn for the second-most sacks against divisional opponents in the NFL... Finished with three tackles, three pressures and one sack vs. NYG (9/8)... Tied for third on the team with six tackles at KC (9/15) while adding one sack, one tackle for loss, two pressures and one pass breakup... Posted two tackles, three pressures and one sack — his third consecutive game with a sack, the longest streak of his career — vs. STL (9/22) as part of a defense that yielded the Rams only 18 total yards in the first half... Finished with five tackles, one tackle for loss, two pressures and two pass breakups at SD (9/29)... Had four tackles and one pressure vs. DEN (10/6)... Finished with four tackles, one tackle for loss, two pressures, two sacks and a forced fumble vs. WAS (10/13)... Had seven tackles, one sack and four pressures as the defense held LeSean McCoy to 55 yards on 18 carries at PHI (10/20)... Recorded three tackles, two pressures and the lone sack for the team at DET (10/27)... Posted three tackles and one tackle for loss vs. MIN (11/3) before suffering a neck stinger early in the fourth quarter... Inactive at NO (11/10) with a neck strain... Had two tackles, two pressures and two sacks at NYG (11/24)... Finished with one tackle, one tackle for loss, and two pressures vs. OAK (11/28)... Posted two tackles and one pressure at CHI (12/9)... Had two tackles and a hurry vs. GB (12/15)... Made two tackles at WAS (12/22)... Registered his third multi-sack game of the season, dropping Nick Foles twice among his four tackles vs. PHI (12/29). Forced a fumble on a third quarter sack of Foles.

2012 (COWBOYS)

Started all 16 games for the first time in his career and finished fifth on the squad with a career-high 77 tackles. Was third with 4.0 sacks and 25 pressures and fourth with a career-high tying three tackles for losses... Had four tackles, one sack and two pressures in the opening win at NYG (9/5)... Finished the game at SEA (9/16) with seven tackles... Added five tackles and a pair of pressures in the home-opening win over TB (9/23)... Had five tackles against CHI (10/1), three with two pressures and a half sack at CAR (10/21) and five with two pressures against NYG (10/28)... Posted three tackles, one for a loss and led the team with a season-best three pressures at ATL (11/4)... Was in on two tackles, had three pressures and recovered a fumble in the end zone for a touchdown in the win at PHI (11/11)... Had a career-best eight tackles, one pressure and a half sack split with Ware against CLE (11/18)... Added a sack, one pressure and six tackles on Thanksgiving Day against WAS (11/22)... Posted four tackles, two pressures and a sack in the come-from-behind win at CIN (12/9)... Had five tackles, a pass breakup and a pressure in the overtime win against PIT (12/16) before adding seven tackles, two for

losses, three pressures and a breakup against NO (12/23)... Tied his career-high with eight tackles with one pressure in the season finale at WAS (12/30).

2011 (COWBOYS)

Started 10 of the 13 games he played and notched 36 tackles with three for losses while setting a career best with 4.5 sacks and intercepting his first career pass... His 4.5 sacks were third on the team... Started in place of Marcus Spears in the season opener at NYJ (9/11) and recorded four tackles, one tackle for a loss and one pressure... Started once again in the overtime win at SF (9/18) and had four tackles, one pressure and a pair of sacks - his first multi-sack game... Had one tackle in the home-opening win over WAS (9/26) before a calf injury sidelined him in the second quarter... Returned to the field at PHI (10/30) and had four tackles... In the win over SEA (11/6), intercepted his first career pass while adding a tackle, one tackle for a loss and a pass breakup... In the win over WAS (11/20), had two tackles, a sack, a tackle for a loss and three pressures... Had four tackles, two pressures and a sack at ARI (12/4)... Closed out the season at NYG (1/1/12) with a season-high six tackles, one pressure and a split-sack.

2010 (COWBOYS)

Played in 13 games with one start, totaling 17 tackles, a sack and two quarterback pressures while missing three games due to injury (groin)... Logged a season-high four tackles at WAS (9/12) in the season opener... Made his first career start at HOU (9/26) as the team opened in its nickel package, but did not record any statistics... Suffered a groin injury against NYG (10/25) in the second quarter and did not return... Missed the next three games against JAX (10/31), at GB (11/7) and at NYG (11/14) due to the injury... Returned to action against DET (11/21) and tied his season-best with four tackles along with one pressure, a sack and a fumble recovery.

2009 (COWBOYS)

In 16 games played, totaled 29 tackles, one sack, a career-high 27 quarterback pressures - fifth on the team - and a pass breakup... Opened the season at TB (9/13) with two tackles, one pass breakup and tied for the team lead with three quarterback pressures... Recorded two tackles and recovered a fumble against CAR (9/28)... Played in his 50th career game at DEN (10/4) and notched two tackles... Registered season-highs in tackles (four) and quarterback pressures (four) against OAK (11/26)... Notched his lone sack of the season against PHI (1/3).

2008 (COWBOYS)

Registered career-highs in tackles (36) along with 15 quarterback pressures, one sack, a tackle for loss and a pass breakup while playing in all 16 contests... Posted a season-high five tackles at STL (10/19)... Recorded his lone sack of the season at PIT (12/7) and notched a season-high tying five tackles.

2007 (COWBOYS)

Played in all 16 games in the defensive line rotation recording 35 tackles, 2.0 sacks, three tackles for a loss, nine quarterback pressures and one forced fumble... Recorded his first sack of the season at BUF (10/8) along with three tackles, two pressures and a tackle for loss... Had his first career fumble recovery which he returned 27 yards for a touchdown following a Greg Ellis sack and forced a fumble of Tom Brady against NE (10/14). Also added one tackle for loss... Forced a fumble that was recovered by Bradie James that led to a field goal against MIN (10/21). Also had two tackles... Recorded a season-high and career-best seven tackles and one sack at WAS (12/30).

2006 (COWBOYS)

Played in 14 games as a rookie, missing two with an ankle sprain, and recorded 13 tackles, 2.5 sacks, one tackle for a loss and seven quarterback pressures... In his NFL debut at JAX (9/10), played mainly on third downs on the defensive line... Split a sack on the final play of the game against WAS (9/17) and added two quarterback pressures... Suffered a sprained ankle in the first half against HOU (10/15) causing him to miss the next two games... Recorded two quarterback pressures against IND (11/19) and helped limit the Colts to a season low 14 points... Had his first solo sack - a 10-yard take-

down of Bruce Gradkowski - and two tackles against TB (11/23)... Posted a second quarter sack of Michael Vick on third down and added two tackles at ATL (12/16)... Against PHI (12/25) had a season-high three tackles... In his postseason debut at SEA (1/6) recorded one quarterback pressure.

COLLEGE

Finished his career at Grambling with 111 tackles, 31.5 tackles for a loss, and 18.5 sacks... Also had three passes defensed, 14 quarterback pressures and three blocked kicks... Recorded 65 tackles, including a season-high eight stops in three different games during his senior year... Played his first full season at defensive end as a junior and finished the year with 33 tackles, 10 tackles for a loss and 5.0 sacks... Also blocked two kicks and broke up one pass... As a sophomore, started at tight end and caught one pass for 14 yards and a two-point conversion before moving to defensive end midway through the year... Finished the season with 13 tackles, 3.0 sacks and one pass breakup... Granted a medical redshirt after rupturing his right anterior cruciate ligament in 2002... Ineligible as a true freshman (NCAA academic requirements).

PERSONAL

Attended Jena (La.) H.S., where he lettered in football and basketball... As a senior, helped his team go 10-3 and earned all-state honors after catching 28 passes for 1,028 yards as a tight end... Majored in physical education at Grambling and hopes to become a head football coach... He and his wife, Natasha, have two sons, DiCarlos and Jason, Jr., and a daughter, Tamia.

YEAR-BY-YEAR STATS

DEFENSE

Year	Team	G	GS	Tack	Solo	Sack	PD	FF	FR
2006	Dal	14	0	15	11	2.5	0	0	0
2007	Dal	16	0	27	22	2	0	1	1
2008	Dal	16	0	17	11	1	0	0	0
2009	Dal	16	0	13	9	1	1	0	1
2010	Dal	13	1	13	9	1	0	0	1
2011	Dal	13	10	28	20	4.5	2	1	0
2012	Dal	16	16	51	27	4	1	0	1
2013	Dal	15	15	41	34	11	3	2	0
2014	Was	13	13	25	15	5.5	1	0	1
2015	Was	15	14	20	16	2	1	1	0
Career		147	69	250	174	34.5	9	5	5

*Tackle stats according to STATS, LLC

POSTSEASON

Year	Team	G	GS	Tack	Solo	Sack	PD	FF	FR
2006	Dal	1	0	0	0	0	0	0	0
2007	Dal	1	0	2	1	0	0	0	0
2009	Dal	2	0	0	0	0	0	0	0
Career		4	0	2	1	0	0	0	0

ADDITIONAL

Interceptions: 1 in 2011; **FR Touchdowns:** 1 in 2007, 1 in 2012

CAREER HIGHS

SINGLE-GAME

Total Tackles:	7, twice, last time vs. Washington (12/30/12)
Solo Tackles:	6, twice, last time vs. Kansas City (09/15/13)
Sacks:	2, four times, last vs. Philadelphia (12/29/13)
Interceptions:	1, vs. Seattle (11/06/11)
Forced Fumbles:	1, five times, last vs. Dallas (12/07/15)
Fumble Recoveries:	1, five times, last at Indianapolis (11/30/14)



DUSTIN HOPKINS

KICKER
6-2 | 193
DOB: 10/1/90



2ND NFL SEASON
FLORIDA STATE
CLEAR LAKE H.S. (HOUSTON, TEXAS)

MILESTONES

NFL debut: 9/20/15 (vs. STL)... **Redskins debut:** 9/20/15 (vs. STL)... **First FG:** 9/20/15 (vs. STL, 46 yards).

TRANSACTIONS

Selected by the Buffalo Bills in the sixth round (177th overall) of the 2013 NFL Draft... Waived by the Bills on August 25, 2014... Signed to the New Orleans Saints' practice squad on December 17, 2014... Waived by the Saints on September 5, 2015... Signed with the Washington Redskins on September 14, 2015.

YEAR-BY-YEAR

2015 (SAINTS/REDSKINS)

Spent the offseason with the Saints before being waived during final cuts... Signed with the Redskins in Week 2... Made NFL debut in win vs. STL (9/20), converting a 46-yard field goal and three PATs... Went 2-for-2 on field goal attempts at NYG (9/24), converting from 44 and 37 yards... Made a career-high three field goals in a 3-for-3 performance vs. PHI (10/4), also converting on two PATs... Went 2-for-3 on field goals at ATL (10/11), including a then-career-long 52-yarder with no time remaining to force overtime. Became the first Redskins kicker to force overtime with a game-tying field goal in the final minute of regulation since John Hall vs. the New York Giants on Sept. 21, 2003... Recorded a career-long 54-yard field goal at NYJ (10/18), the longest Redskins field goal since Graham Gano's team-record 59-yard field goal on Nov. 6, 2011. Became the first Redskins kicker to record a field goal of 50 yards or more in consecutive games since John Hall in Weeks 5-6 of the 2003 season... Converted a 35-yard field goal and also kicked the NFL's first successful onside kick of the season in the largest comeback win (24 points) in team history vs. TB (10/25)... Hit a 23-yard field goal at NE (11/8)... Converted a career-high four field goals on four attempts against his former team vs. NO (11/15), pushing his career-best streak of consecutive made field goals to 10... Was 2-for-2 on PATs at CAR (11/22)... Went 2-for-3 on field goals and 2-for-2 on PATs in a win vs. NYG (11/29)... Converted three-of-four field goal attempts vs. DAL (12/7)... Converted his only field goal attempt — a 47-yarder into the wind at Solider Field — early in the fourth quarter in a three-point win at CHI (12/13)... Went 5-for-5 on PATs in a win vs. BUF (12/20)... Converted a 28-yard field goal and went 4-for-5 on PATs in a division-clinching win at PHI (12/26). Exceeded the 100-point mark for the season during the game, posting the 25th 100-point season in team history... Converted two field goal attempts in regular season finale at DAL (1/3), finishing the 2015 season 25-of-28 on field goal attempts. His 89.3 field goal percentage in 2015 marked the third-best single-season percentage in Redskins history.

2014 (BILLS/SAINTS)

Signed to the Saints' practice squad on Dec. 17 after spending the offseason with the Bills.

2013 (BILLS)

Inactive for each of the first five games with a groin injury before being placed on Injured Reserve on Oct. 7.

COLLEGE

Played collegiately at Florida State, setting a new NCAA career scoring record for kickers (466 points) during a storied four-year career... Also established new NCAA, ACC and Florida State records with 88 career field goals... His 88th career field goal in the Orange Bowl over Northern Illinois pushed him past Georgia's Billy Bennett (87, 2000-03)... Kicked at least one field goal in 46 career games to set the all-time NCAA record... AP All-American (Second Team) as a senior when he posted 140 points to set a new conference all-time single season scoring mark, as he made 25-of-30 field goal attempts... As a junior in 2011, converted 22-of-27 field goal attempts and was a first-team All-ACC selection.

PERSONAL

Attended Clear Lake H.S. in Houston, where he was a two-time Texas 5A All-State selection and USA Today first-team All-American as a senior... Participated in the Under Armour All-America game... Also started in the secondary for Clear Lake... Boasted better than a 4.0 weighted GPA... Son of Jim and Karen Hopkins... Born Oct. 1, 1990.

YEAR-BY-YEAR STATS

KICKING

Year	Team	G	FG	Pct.	Lg	PAT	Pct.	Pts.
2015	Was	15	25/28	89.3	54	39/40	97.5	114
Career		15	25/28	89.3	54	39/40	97.5	114

KICKOFFS

Year	Team	KO	TB	Pct	Yds	Avg
2015	Was	76	52	68.4	4891	64.4
Career		76	52	68.4	4891	64.4

Game-Winning FGs: None

Career-Best Streak: 10 (Weeks 5-11, 2015)

DESEAN JACKSON

WIDE RECEIVER
5-10 | 178
DOB: 12/1/86



8TH NFL SEASON
CALIFORNIA
LONG BEACH (CALIF.) POLYTECHNIC H.S.



HONOR ROLL

Three-time Pro Bowler (2009, 2010, 2013 seasons)
The Sporting News All-Pro First Team (2009)
Associated Press All-Pro Second Team (2009)

MILESTONES

NFL debut: 9/7/08 (vs. STL)... **First NFL start:** 9/7/08 (vs. STL)... **Redskins debut:** 9/7/14 (at HOU)... **100th NFL game:** 12/14/14 (at NYG)... **First reception:** 9/7/08 (vs. STL, 47 yards from Donovan McNabb)... **First receiving TD:** 9/28/08 (at CHI, 22 yards from Donovan McNabb)... **First multi-receiving TD game:** 10/13/13 (at TB, 2)... **First 100-yard receiving game:** 19/7/08 (vs. STL, 106 yards)... **First 150-yard receiving game:** 12/13/09 (at NYG, 178 yards)... **First 200-yard receiving game:** 12/12/10 (at DAL, 210 yards)... **First rushing attempt:** 9/21/08 (vs. PIT, one yard)... **First rushing touchdown:** 11/9/08 (vs. NYG, nine yards)... **First punt return:** 9/7/08 (eight yards)... **First punt return touchdown:** 10/5/08 (68 yards)... **First kick return:** 9/21/08 (vs. PIT, 12 yards)

TRANSACTIONS

Selected by the Philadelphia Eagles in the second round (49th overall) of the 2008 NFL Draft... Designated Eagles' franchise player on March 1, 2012... Re-signed with the Eagles on March 14, 2012... Released by the Eagles on March 28, 2014... Signed with the Washington Redskins on April 2, 2014.

PRO

Driven competitor who is one of the league's most explosive playmakers... Three-time Pro Bowler in 2009, 2010 and 2013 and became the first player in NFL history to earn a Pro Bowl berth at two positions in 2009... In his first season in Washington in 2014, averaged 20.9 yards per reception on 56 catches, becoming the first member of the Redskins to finish a season as the NFL leader in yards per reception since Henry Ellard in 1996... Joined the Redskins as a free agent in the 2014 offseason after having previously appeared in 87 regular season games with 86 starts... In his first six seasons with Philadelphia, amassed 356 receptions for 6,117 yards (17.2 avg.) with 32 receiving touchdowns and 57 rushing attempts for 373 yards (6.5 avg.) and three rushing touchdowns. Also returned 131 punts for 1,294 yards (9.9 avg.) with four touchdowns and added 29 yards on four kick returns in that span... Became one of only two players in NFL history to have recorded a rushing touchdown, receiving touchdown and punt return touchdown in each of his first three seasons, joining Dick Todd, who accomplished the feat with the Redskins from 1939-41.

YEAR-BY-YEAR

2015 (REDSKINS)

Made 100th career start vs. MIA (9/13) but exited game early with a hamstring injury... Inactive in Weeks 2-7... Returned in Week 9 at NE (11/8), catching three passes for 15 yards... Caught two passes for 44 yards vs. NO (11/15)... Gained 87 yards on five receptions including a 56-yard touchdown at CAR (11/22)... Caught two receptions for 66 yards including a 63-yard touchdown in a win vs. NYG (11/29). Moved past Joey Galloway (22) into sole possession of fifth-most total touchdowns of 50 yards or more since the

1970 merger. Also tied Lance Alworth for fourth-most total touchdowns of 60 yards or more all-time... Gained 80 yards on six receptions vs. DAL (12/7), including a 28-yard touchdown in the final minute... Gained 43 yards on two receptions in a win at CHI (12/13)... Gained a season-high 153 receiving yards on six receptions including a 77-yard touchdown in a win vs. BUF (12/20). The touchdown was his 20th career total touchdown of 60 yards or longer, tying Pro Football Hall of Famer Bobby Mitchell for third-most in NFL history... Caught four passes for 40 yards in a division-clinching win at PHI (12/26)... Active but did not play at DAL (1/3)

2014 (REDSKINS)

Played in 15 games with 13 starts, leading the Redskins with 1,169 receiving yards on 56 receptions and a team-high six receiving touchdowns... Led NFL with 20.9 yards per catch, becoming the fourth player in team history to accomplish the feat (Henry Ellard in 1996, Jim Podoley in 1957 and Hugh Taylor in 1950)... Posted the ninth season in team history with at least 20.0 yards per reception, joining Hugh Taylor (1950, 1952, 1953), Charlie Brown (1982), Bill Anderson (1959), Bobby Mitchell (1963), Jim Podoley (1957) and Clint Didier (1986)... Became the fifth member of the Redskins to post 1,000 receiving yards in his first season in Washington (Bobby Mitchell in 1962, Henry Ellard in 1994, Laveranues Coles in 2003 and Santana Moss in 2005)... Became the first player in team history to post 1,100 receiving yards on fewer than 60 receptions and was the first NFL player to accomplish the feat since Vincent Jackson in 2011... Started in his Redskins debut at HOU (9/7), catching eight passes for 62 yards (7.8 avg.)... Started and caught one pass for 19 yards vs. JAX (9/14) before exiting with an injury... Started in his return to PHI (9/21) and posted a then-season-high 117 receiving yards on four receptions including an 81-yard bomb for a touchdown. The 100-yard receiving game was the 21st of his career and his first with the Redskins. Combined with Pierre Garçon to become the first two Redskins receivers to accumulate 100 receiving yards in the same game for the first time since Laveranues Coles (180) and Rod Gardner (118) accomplished the feat at Atlanta on Sept. 13, 2003... Caught one pass for nine yards vs. NYG (9/25)... Posted a season-high 157 receiving yards on five receptions with a 60-yard touchdown vs. SEA (10/6)... Started and caught three passes for 115 yards including a 64-yard touchdown at ARI (10/12). Was his 20th career total touchdown of 50 yards or more, passing teammate Santana Moss for sole possession of the 10th-most total touchdowns of 50-plus yards in the NFL since the 1970 merger, joining Jerry Rice, Randy Moss, Terrell Owens, Steve Smith, Joey Galloway, Ken Burrough, Devin Hester, Mel Gray and Stanley Morgan as the only players to score 20 total touchdowns of 50 yards or more since the merger. Became the first member of the Redskins to record three 50-plus-yard total touchdowns in a season since Santana Moss in 2008... Started vs. TEN (10/19), catching three passes for 49 yards (16.3 avg.) and drawing a fourth quarter pass interference call to set up Kai Forbath's game-winning 22-yard field goal... Caught six passes for a game-high 136 yards in an overtime win vs. DAL (10/27)... Started and recorded a game-high 120 receiving yards on four receptions and caught one receiving touchdown at MIN (11/2). Became the first member of the Redskins to record five 100-yard receiving games in the first nine games of a season since Pro Football Hall of Famer Bobby Mitchell in 1962. Recorded four 100-yard games in a five-game span for the first time in his career... Started and caught four passes for 35 yards and added a two-yard rush vs. TB (11/16)... Caught two passes for 39 yards at SF (11/23)... Started and recorded 84 yards and a touchdown on five receptions (16.8 avg.) at IND (11/30)... Inactive vs. STL (12/7)... Started and caught three passes for 15 yards and added a nine-yard

rush at NYG (12/14)... Recorded four receptions for 126 yards (31.5 avg.) in a win vs. his former team vs. PHI (12/20). Broke 1,000 yards on the season, becoming the fifth member of the Redskins to post 1,000 receiving yards in his first season in Washington (Bobby Mitchell in 1962, Henry Ellard in 1994, Laveranues Coles in 2003 and Santana Moss in 2005). Registered his sixth 100-yard receiving game, the fourth time a Redskins receiver has done so since 1960 (Bobby Mitchell, 7 in 1962 and 6 in 1963; Art Monk, 6 in 1985)... Caught two passes for 86 yards with a touchdown in a start vs. DAL (12/28) and became the first player in team history to post 1,100 receiving yards on fewer than 60 receptions in a single season. Scored on a 69-yard touchdown reception from Robert Griffin III, his fourth of the season of 50 yards or more, the most by a member since Santana Moss in 2005. The touchdown of 50-plus yards was Jackson's 21st of his career, tied with Ken Burrough and Devin Hester for the sixth-most total touchdowns of 50-plus yards in the NFL since the 1970 merger.

2013 (EAGLES)

Earned Pro Bowl honors for the third time in his career after logging career highs in receptions (82), yards (1,332), touchdowns (9) and 100-yard games (five). Played in all 16 games, starting all 16 for the first time in his career... Ranked ninth in the NFL in both yardage and yards per catch (16.2)... Marked his third 1,000-yard season... His 82 catches were fourth-most in team history... Grabbed seven passes for 104 yards, including a 25-yard TD pass from Vick at WAS (9/9)... Snagged nine passes vs. SD (9/15) for 193 yards and a touchdown, tying Tommy McDonald (five) for the most 150+ yard receiving games in team history... Earned NFC Offensive Player of the Week honors with a seven-catch, 132-yard and one-touchdown performance at NYG (10/6)... Posted a career-high two TD receptions at TB (10/13), both from Nick Foles... Led team with 150 yards on five catches at OAK (11/3), including a 46-yard touchdown from Foles and a 59-yard grab to set up another touchdown... Grabbed a 55-yard touchdown pass from Foles at GB (11/10) after the ball deflected off the hands of two Packers defensive backs... Recorded a 19-yard touchdown reception from Foles vs. DET (12/8)... Recorded a career-high 10 catches for 195 yards and a touchdown at MIN (12/15).

2012 (EAGLES)

Played in 11 games, starting all 11... Caught 45 passes for 700 yards with two touchdowns... Recorded seven receptions for 114 yards, including a 49-yarder vs. BAL (9/16)... Hauled in six passes for 99 yds. vs. NYG (9/30), including a 19-yard touchdown... Snared a 77-yard touchdown pass from Michael Vick at NO (11/5) as part of a 100-yard night.

2011 (EAGLES)

Played in 15 games, starting all 15... Led the Eagles with 961 receiving yards and teamed with Jeremy Maclin and Brent Celek to become the first trio of Eagles to each post 800+ yards in team history... Posted 102 receiving yards on six catches at STL (9/11), including a six-yard touchdown from Vick... Racked up a season-high 171 yards on six catches vs. SF (10/2), including grabs of 61 and 45 yards from Vick... At NYG (11/20), set up a FG with a 32-yard catch from Vince Young, set up a touchdown with a 51-yard punt return, and set up the game-winning touchdown with a 10-yard catch and run from Young on 3rd-and-4... Hauled in a 34-yard touchdown pass from Vick at MIA (12/11)... 62-yard touchdown from Michael Vick vs. WAS (1/1) was his longest of the season, as he totaled four catches for 86 yards in the game.

2010 (EAGLES)

Started all 14 games in which he appeared... Led the Eagles with 1,056 receiving yards and led the NFL with a 22.5 yards per catch average... Grabbed a 45-yard touchdown pass from Vick at DET (9/19) as part of a 135-yard receiving day. Also caught a 53-yard bomb from Vick to set up another touchdown... Racked up 153 receiving yards (five catches) at JAX (9/26), including a 61-yard catch and run for a touchdown from Vick... Scored on a 31-yard rush and a 34-yard reception in the first quarter vs. ATL (10/17).

Became the first WR to post a rushing and receiving touchdown in each of his first three NFL seasons since Jerry Rice (1985-87)... Piled up 109 receiving yards (seven catches) vs. IND (11/7), including a nine-yard touchdown and a 58-yard grab from Vick... Snagged an 88-yard touchdown from Vick on first play at WAS (11/15), the longest opening play from scrimmage in team history... Broke a fourth quarter tie in consecutive games at DAL (12/12) and at NYG (12/19).

2009 (EAGLES)

Played in 15 games, starting all 15... Averaged 52.8 yards per score in 2009, the highest in NFL history among players with at least 10 touchdowns in a season, breaking a record set by Chicago's Harlon Hill (50.6 in 1956)... Led the NFL with a 15.2 punt return average, the fourth-highest single-season average in team history. Also returned two punts for touchdowns, tying Brian Westbrook for the most by an Eagle in a season... His 18.6 yards per catch average finished second in the NFL among players with 30+ receptions... Posted a then-career high in receiving yards (1,156), fourth-most in the NFC... His nine touchdowns and 1,156 receiving yards were the highest totals by an Eagle since Terrell Owens' 14 touchdowns and 1,200 yards in 2004... Garnered five NFC honors in the regular season: NFC Special Teams POW at CAR (9/13) and at NYG (12/13), NFC Offensive POW at WAS (10/26) and NFC Special Teams POM in September and December... Had five 100-yard games in 2009... Garnered NFC Special Teams POM honors in December with a 14.4-yard punt return average and a 72-yard punt return for a touchdown at NYG (12/13)... Notched NFC Special Teams POM honors in Sept. with a 22.2 punt return average and an 85-yard punt return for a touchdown vs. CAR (9/13)... Earned NFC Special Teams POW honors at NYG (12/13) when he had a 72-yard punt return for a touchdown, his second of the season and the third of his career to set a new team record. Also had a 60-yard touchdown reception and posted a career-high 178 yards... Earned NFC Offensive POW honors at WAS (10/26) with a career-long 67-yard rushing touchdown on the game's opening drive. Also caught a 57-yard touchdown pass from Donovan McNabb, becoming the second player in team history to have a rushing and receiving touchdown of 50+ yards in the same game (Bosh Pritchard vs. WAS on 10/23/49)... Earned NFC Special Teams POW honors for his performance at CAR (9/13) when he broke an 85-yard punt return for a touchdown, the second of his career and the second-longest in team history (Vai Sikahema, 87 yards on 11/22/92 at NYG). His 106 punt return yards that day was the 3rd-highest total in franchise history behind Vai Sikahema (111) and Reno Mahe (108).

2008 (EAGLES)

Played in all 16 games, starting 15... Led the team and finished second among all NFL rookie receivers in receptions (62) and receiving yards (912) in 2008... Scored touchdowns via rushing, receiving and punt return in 2008, becoming the 12th player in Eagles history to achieve that feat and the first since RB Brian Westbrook in 2003... Started in his NFL debut vs. STL (9/7) and recorded six catches for 106 yards - the second-highest total in team history for a rookie... Eclipsed the 100-yard receiving mark in each of his first two games (9/7 vs. STL., 9/15 at DAL), making him only the second player in NFL history to start a career with two consecutive 100-yard games (Eagles WR Don Looney, 1940)... Snagged his first-career touchdown, a 22-yarder from Donovan McNabb, to go along with five receptions for 71 yards at CHI (9/28)... Scored his first-career punt return touchdown on a 68-yard return in the first quarter vs. WAS (10/5)... Scored his first-career rushing touchdown on a nine-yard direct snap vs. NYG (11/9)... Recorded a 21.8-yard average on five punt returns, including returns of 62 and 30 yards in a playoff win in the NFC Wild Card Round at MIN (1/4). His 109 punt return yards were the most ever in an Eagles postseason game and his 62-yard return was the second-longest in Eagles postseason history... Scored his first-career postseason touchdown on a 62-yard pass from Donovan McNabb in the NFC Championship game at ARI (1/18).

COLLEGE

Played collegiately at California from 2005-07, appearing in 36 games with 34 starts... Recorded 162 career receptions for 2,423 yards (15.0 avg.) with 22 receiving touchdowns and added 24 rushing attempts for 199 yards (8.3 avg.) and one rushing touchdown. Also returned 38 career punts for 633 yards (16.7 avg.) with six touchdowns... As a junior in 2007, caught 65 passes for 762 yards (11.7 avg) and six touchdowns en route to first-team AFCA All-American honors. Added All-Pac-10 Conference second-team honors as a receiver and punt returner, gaining 132 yards and a TD on 11 carries (12.0 avg) and returning 12 punts for 129 yards (10.8 avg)... Captured the inaugural Randy Moss Award as the top return man in the nation and earned consensus All-American honors as a returner in 2006, leading the NCAA with an 18.2-yard average and school and league season-records with four touchdowns on 25 punt returns for a school-record 455 yards... Was named first-team All-Pac 10 Conference as a receiver and punt returner after starting all 13 games at receiver, hauling in 59 passes for a career-high 1,060 yards (18.0 avg) and nine touchdowns... As a true freshman in 2005, started 10 of 11 games at receiver, finishing with 38 catches for 601 yards (15.8 avg) and seven TDs.

PERSONAL

Attended Long Beach (Calif.) Polytechnic H.S, where he received the 2004 Glenn Davis Award from the Los Angeles Times as Southern California's Player of the Year... Registered 60 receptions for 1,075 yards and scored 15 total touchdowns as a senior in leading his team to a CIF Southern Section championship. Also played emergency defensive back in section title game against Los Alamitos H.S. and recorded two interceptions, including one he returned 68 yards for a touchdown... Earned U.S. Army All-American Bowl Most Valuable Player honors in San Antonio after he caught seven passes for 141 yards and passed for a 45-yard touchdown... Created The DeSean Jackson Foundation for Pancreatic Cancer in honor of his father, Bill, who passed away from pancreatic cancer in 2009. The foundation raises money and awareness and also works to improve the quality of life for patients and their immediate family members... In his first season in Washington in 2014, he hosted 50 children from Horton's Kids youth organization for Shop with a Jock event, spoke to Dogwood Elementary students about the importance of preventing bullying and participated in teammate Robert Griffin III's Friday Night Lights camp for 300 boys and girls at Anacostia (D.C.) High School... In 2011, when then-13-year-old Nadin Khoury made a brave appearance on "The View" to tell his story of being beaten by six older students to a national TV audience, Jackson made it a point to visit him on set and lift his spirits. Jackson regularly speaks with Nadin and took him to the ESPYs as a special guest... Graced the cover of EA Sports NCAA Football 2009... In 2011, took part in a Nike and Foot Locker TV ad along with NBA stars Amar'e Stoudemire and Chris Bosh. Also appeared with Ray Lewis, Shawne Merriman and Tony Gonzalez on a Funny or Die web show entitled "Field of Dreams2: NFL Lockout with Taylor Lautner"... In 2010, was joined by Dwight Howard, Chris Johnson, Tyson Gay, Maurice Greene and Shaquille O'Neal in a relay race on an episode of ABC's "Shaq Vs."... Majored in social welfare... Is the founder and CEO of Jaccpot Records and has five artists in that record label company as of the 2014 offseason... Has four older brothers who all played football in college — Byron (San Jose St.), Derrick (Idaho St.), Travis (Utah St.) and Jay (Santa Monica Junior College). Also has an older sister, Adreea... Born on Dec. 1, 1986.

YEAR-BY-YEAR STATS

RECEIVING

Year	Team	GP	GS	No	Yds	Avg	Lg	TD
2008	Phi	16	15	62	912	14.7	60	2
2009	Phi	15	15	62	1156	18.6	71t	9
2010	Phi	14	14	47	1056	22.5	91t	6
2011	Phi	15	15	58	961	16.6	62t	4
2012	Phi	11	11	45	700	15.6	77t	2
2013	Phi	16	16	82	1332	16.2	61t	9
2014	Was	15	13	56	1169	20.9	81t	6
2015	Was	9	9	30	528	17.6	77t	4
Career		111	108	442	7814	17.7	91t	42

RUSHING

Year	Team	Rush	Yds	Avg	Lg	TD
2008	Phi	17	96	5.6	21	1
2009	Phi	11	137	12.5	67t	1
2010	Phi	16	104	6.5	31t	1
2011	Phi	7	41	5.9	18	0
2012	Phi	3	-7	-2.3	5	0
2013	Phi	3	2	0.7	8	0
2014	Was	4	7	1.8	9	0
2015	Was	0	0	0	0	0
Career		61	380	6.2	67t	3

KICK RETURN

Year	Team	KR	Yds	Avg	Lg	TD
2008	Phi	1	12	12	12	0
2009	Phi	1	0	0	0	0
2011	Phi	1	7	7	7	0
2013	Phi	1	10	10	10	0
2015	Was	1	8	8.0	8	0
Career		5	37	7.4	12	0

PUNT RETURN

Year	Team	PR	Yds	Avg	Lg	TD
2008	Phi	50	440	8.8	68t	1
2009	Phi	29	441	15.2	85t	2
2010	Phi	20	231	11.6	65t	1
2011	Phi	17	114	6.7	51	0
2012	Phi	1	-3	-3	-3	0
2013	Phi	14	71	5.1	32	0
2014	Was	1	0	0	0	0
2015	Was	2	-5	-2.5	2	0
Career		134	1289	9.6	85t	4

ADDITIONAL

Fumbles-Lost: 4-2 in 2008, 3-1 in 2009, 4-1 in 2010, 1-1 in 2011, 1-0 in 2012, 1-0 in 2013, 1-1 in 2015

CAREER HIGHS

SINGLE-GAME

Receptions:	10, at Minnesota (12/15/13)
Receiving Yards:	210, at Dallas (12/12/10)
Long (Receiving):	91t, at Dallas (12/12/10)
Receiving Touchdowns:	2, at Tampa Bay (10/13/13)
Carries:	3, three times, last vs. Indianapolis (11/07/10)
Rushing Yards:	67, at Washington (10/26/09)
Long (Rushing):	67t, at Washington (10/26/09)
Rushing Touchdowns:	1, three times, last vs. Atlanta (10/17/10)
Punt Returns:	8, vs. St. Louis (09/07/08)
Punt Return Yards:	106, at Carolina (09/13/09)
Long (Punt Return):	85t, at Carolina (09/13/09)
Punt Return Touchdowns:	1, four times, last at NY Giants (12/19/10)

SINGLE-SEASON

Receptions:	82 (2013)
Receiving Yards:	1,332 (2013)
Receiving Touchdowns:	9 (2009 and 2013)
Receiving Average:	22.5 (2010)
Carries:	17 (2008)
Rushing Yards:	137 (2009)
Rushing Touchdowns:	1 (2008, 2009, 2010)
Rushing Average:	12.5 (2009)
Punt Returns:	50 (2008)
Punt Return Yards:	441 (2009)
Punt Return Average:	15.2 (2009)
Punt Return Touchdowns:	2 (2009)

POSTSEASON YEAR-BY-YEAR STATS

POSTSEASON RECEIVING

Year	Team	GP	GS	Rec	Yds	Avg	Lg	TD
2008	Phi	3	3	11	207	18.8	62t	1
2009	Phi	1	1	3	14	4.7	6	1
2010	Phi	1	1	2	47	23.5	28	0
2013	Phi	1	1	3	53	17.7	40	0
Career		6	6	19	321	16.9	62t	2


POSTSEASON PUNT RETURN

Year	Team	PR	Yds	Avg	Lg	TD
2008	Phi	7	122	17.4	62	0
2009	Phi	2	9	4.5	8	0
2010	Phi	1	14	14	14	0
2013	Phi	1	29	29	29	0
Career		11	174	15.8	62	0

ADDITIONAL POSTSEASON

Fumbles-Lost: 1-1 in 2008

2008: 1 rush, 2 yards (2.0 avg.)



RICKY JEAN FRANCOIS

DEFENSIVE END
6-3 | 297
DOB: 11/23/86



7TH NFL SEASON
LSU

CAROL CITY H.S. (MIAMI GARDENS, FLA.)

MILESTONES

NFL debut: 12/20/09 (at PHI)... **Redskins debut:** 9/13/15 (vs. MIA)... **First NFL start:** 10/9/11 (vs. TB)... **First sack:** 10/17/10 (vs. OAK, Jason Campbell)... **First multi-sack game:** 11/24/13 (at ARI, 2)... **First FF:** 10/17/10 (vs. OAK, Jason Campbell)... **First FR:** 9/28/14 (vs. TEN, Kendall Wright)... **First postseason sack:** 1/4/14 (vs. KC, Alex Smith)

TRANSACTIONS

Originally selected by the San Francisco 49ers in the seventh round (224th overall) of the 2009 NFL Draft... Signed with the Indianapolis Colts as an unrestricted free agent on March 14, 2013... Released by the Colts on February 23, 2015... Signed with the Washington Redskins on February 27, 2014.

PRO

Joined the Redskins in the 2015 offseason having previously appeared 77 career regular season games with 28 starts, compiling 95 tackles (64 solo), 8.5 sacks, eight passes defended, one forced fumble and one fumble recovery across the 2009-14 seasons... Brings track record of team success to Washington, having played for four consecutive division winners (2011-12 49ers, 2013-14 Colts) in his last four seasons... Played in 10 postseason games with two starts from 2011-14, including an appearance in Super Bowl XLVII... Was drafted in San Francisco by current Redskins General Manager Scot McCloughan.

YEAR-BY-YEAR

2015 (REDSKINS)

Made Redskins debut vs. MIA (9/13)... Added a solo tackle in win vs. STL (9/20)... Notched four tackles (one solo) at NYG (9/24)... Contributed an assisted tackle vs. PHI (10/4)... Made two tackles (one solo, including one for loss) at ATL (10/11)... Posted two tackles (one solo) at NYJ (10/18)... Assisted on two tackles in the largest comeback win (24 points) in team history vs. TB (10/25)... Contributed four tackles (one solo) at NE (11/8)... Added two tackles (one solo) in a win vs. NO (11/15)... Recorded two assisted tackles at CAR (11/22)... Added two assisted tackles in a win vs. NYG (11/29)... Posted an assisted tackle and a pass defended vs. DAL (12/7)... Played on defense and special teams in a win at CHI (12/13)... Recorded two tackles (one solo) including his first sack as a member of the Redskins in a win vs. BUF (12/20)... Recorded two solo tackles (both for loss) including a sack in a division-clinching win at PHI (12/26). Marked back-to-back contests with a full sack for the first time since Weeks 6-7 of the 2014 season... Started regular season finale at DAL (1/3).

2014 (COLTS)

Appeared in all 16 games, posting career highs in starts (13), tackles (28), tackles for loss (seven), passes defended (four), sacks (3.0) and fumble recoveries (one)... Started at defensive tackle vs. PHI (9/15), tallying three tackles (one for loss) and one pass defended... Started in a Week 4 victory vs. TEN (9/28) and finished the contest with one tackle and one fumble recovery, the first of his career... At HOU (10/9), started and collected five solo tackles, one pass defended and tallied his first sack of the season when he brought down Texans quarterback Ryan Fitzpatrick in the second quarter... Compiled three tackles and a sack in a Week 7 start vs. CIN (10/19)...

Recovered a blocked punt at PIT (10/26)... Notched two tackles and a sack in a Week 15 victory vs. HOU (12/14). Set a new single-season career-high with 3.0 sacks, surpassing his previous best of 2.5 sacks set in 2013... Compiled one tackle and half of a sack in the team's AFC Wild Card Playoff win against CIN (1/4)... In the team's AFC Divisional Playoff victory at DEN (1/11), finished with one tackle and was part of a defensive unit that held the Broncos to 288 net yards... Added two tackles in the AFC Championship Game at NE (1/18).

2013 (COLTS)

Started all 10 games in which he participated and finished the season with 19 tackles (13 solo), 2.5 sacks and two passes defended... Started his first game in a Colts uniform in regular season opener vs. OAK (9/8). Contributed with four solo tackles in the victory... Notched three tackles and split a sack — his first as a member of the Colts — vs. DEN (10/20)... Posted with his first career multiple-sack game when he brought down Cardinals quarterback Carson Palmer vs. ARI (11/24). Also added five solo tackles and one pass defended... Started his first career postseason game at defensive tackle during the team's Wild Card Playoff win vs. KC (1/4). Compiled three tackles and recorded his first career postseason sack when he brought down Chiefs quarterback Alex Smith in the third quarter... Started at defensive tackle in the Divisional Playoff at NE (1/11) and finished with two tackles (one for loss).

2012 (49ERS)

Played in all 16 games for the third consecutive season, making three starts and totaling a then-career-high in tackles (51, according to the coaching staff) while adding 2.0 sacks... Capped the regular season registering 21 tackles (13 solo) and 2.0 sacks in the final three games... Added five tackles (three solo) in three postseason games... Posted seven tackles (four solo) at MIN (9/23)... In his first start of the season, was part of defense that held NYJ (9/30) to 145 total yards on offense in 34-0 road win... Notched his second career sack at NE (12/16)... Registered a career-high 10 tackles (six solo) at SEA (12/23)... Notched his second sack of the season vs. ARI (12/30)... Competed in NFC Divisional Playoff game vs. GB (1/12) and the NFC Championship game at ATL (1/20)... Totaled two tackles in a Super Bowl XLVII loss vs. BAL (2/3).

2011 (49ERS)

Appeared in all 16 games for a second consecutive season, making two starts and totaling 32 tackles (14 solo) according to the coaching staff and two passes defended... Made two tackles (one solo) and one pass defended in two postseason games... Made his first NFL career start vs. TB (10/9) and posted six tackles... Helped limit the Rams to just 31 yards rushing without allowing a rushing first down vs. STL (12/4). The game marked the first time the 49ers defense did not allow a rushing first down since Nov. 29, 2010 at ARI... Set a then-career-high with eight tackles and one pass defended in the regular season finale at STL (1/1)... Posted two tackles (one solo) and a pass defended in NFC Divisional Playoff game vs. NO (1/14).

2010 (49ERS)

Played in all 16 games and posted 23 tackles (13 solo) according to the coaching staff, one sack and a forced fumble... Recorded four tackles (three solo) at KC (9/26)... Registered his first career sack and forced fumble on quarterback Jason Campbell vs. OAK (10/17)... Saw extended action at GB (12/5) and tallied four tackles... Made four tackles (one solo) vs. ARI (1/2).

2009 (49ERS)

Appeared in three games late in his rookie season... Made his NFL debut at PHI (12/20) on special teams... Saw his first action on defense vs. DET (12/27).

COLLEGE

Played at LSU from 2005-08, appearing in 25 games with nine starts and posting 56 tackles, 5.5 sacks, three passes defended, three fumble recoveries and a forced fumble during his career... As a junior in 2008, played in 11 games with six starts at defensive tackle, recording 20 tackles, 2.0 sacks, two passes defended and a fumble recovery... As a sophomore in 2007, started two games and was named Defensive Most Outstanding Player in the BCS National Championship Game, registering six tackles, a half of a sack and a blocked field goal, in LSU's win over Ohio State... As a redshirt freshman in 2006, played in 12 games (one start) and tallied 27 tackles, 5.5 tackles for loss, 3.0 sacks, one pass defended, one forced fumble, and one fumble recovery... Redshirted in 2005.

PERSONAL

Attended Carol City H.S. in Miami Gardens, Fla., where he was rated the No.1 defensive line prospect in Florida by Rivals.com... Named the Dade (Fla.) County Male Athlete of the Year in both 2004 and 2005, becoming the first two-time winner of the award in its 49-year history... Named to the prep All-America team by both Riddell and Tom Lemming... Member of the Orlando Sentinel Top 100 for Florida... As a senior, named first-team all-state with 93 tackles, 15.0 sacks, six forced fumbles, three fumble recoveries and three interceptions, while setting the Florida state record for sacks in a game (6.5)... Won state championships in the shot put and discus as both a junior and senior. Recorded the nation's third-best toss in the shot put with a throw of 65-5 in 2005... Assisted his family and fellow countrymen following the earthquake that left nearly one million people homeless in Haiti. He first worked to obtain donations, getting GMC to donate 50 brand new 2010 trucks... Majored in general studies with an emphasis in communication studies and sports studies.... Born Ricky Barkley Jean Francois in Carol City, Fla on Nov. 23, 1986... Son of Zora Jones... Last name pronounced "zahn fran-SWAH."

YEAR-BY-YEAR STATS

DEFENSE

Year	Team	G	GS	Tack	Solo	Sack	PD	FF	FR
2009	SF	3	0	0	0	0	0	0	0
2010	SF	16	0	11	9	1	0	1	0
2011	SF	16	2	15	12	0	2	0	0
2012	SF	16	3	22	12	2	0	0	0
2013	Ind	10	10	19	13	2.5	2	0	0
2014	Ind	16	13	28	18	3	4	0	1
2015	Was	16	1	26	9	2	1	0	0
Career		93	29	121	73	10.5	9	1	1

*Tackle stats according to STATS, LLC

POSTSEASON

Year	Team	G	GS	Tack	Solo	Sack	PD	FF	FR
2011	SF	2	0	0	0	0	1	0	0
2012	SF	3	0	1	1	0	0	0	0
2013	Ind	2	2	3	3	1	0	0	0
2014	Ind	3	0	0	0	0.5	0	0	0
Career		10	2	4	4	1.5	1	0	0

CAREER HIGHS

SINGLE-GAME

Total Tackles:	6, twice, last vs. Arizona (12/30/12)
Solo Tackles:	5, at Arizona (11/24/13)
Sacks:	2, at Arizona (11/24/13)
Passes Defended:	1, several times, last vs. Dallas (12/07/15)
Forced Fumbles:	1, vs. Oakland (10/17/10)
Fumble Recoveries:	1, vs. Tennessee (09/28/14)

MARCEL JENSEN

TIGHT END
6-6 | 270
DOB: 2/12/90



2ND NFL SEASON
FRESNO STATE
RODRIGUEZ H.S. (FAIRFIELD, CALIF.)



MILESTONES

NFL debut: 9/21/14 (vs. IND)... **First reception:** 9/21/14 (8 yards)... **Redskins debut:** 1/3/16 (at DAL)

TRANSACTIONS

Originally entered the NFL with the Jacksonville Jaguars as a college free agent on May 12, 2014... Waived by the Jaguars on August 31, 2014... Signed to the Jaguars' practice squad on September 2, 2014... Signed to the Jaguars' active roster on September 16, 2014... Waived by the Jaguars on September 23, 2014... Signed to the Jaguars' practice squad on September 24, 2015... Released from the Jaguars' practice squad on October 14, 2014... Re-signed with the Jaguars on December 29, 2014... Waived by the Jaguars on May 11, 2015... Claimed off waivers by the Denver Broncos on May 12, 2015... Waived by the Broncos on September 5, 2015... Signed to the Atlanta Falcons' practice squad on September 8, 2015... Released from the Falcons' practice squad on November 24, 2015... Signed to the Buffalo Bills' practice squad on December 9, 2015... Signed to the Washington Redskins' active roster from the Bills' practice squad on December 22, 2015.

YEAR-BY-YEAR

2015 (JAGUARS/BRONCOS/FALCONS/BILLS/REDSKINS)

Claimed by the Broncos a day after being waived by the Jaguars in May... Waived during final cuts... Spent the first 11 weeks of the season on the Atlanta Falcons' practice squad before being released on Nov. 24... Signed to the Bills' practice squad for Weeks 14-15... Signed to the Redskins' active roster in Week 16... Inactive at PHI (12/26)... Made Redskins debut in regular season finale at DAL (1/3).

2014 (JAGUARS)

Appeared in one game for Jacksonville and spent five weeks on the club's practice squad... Signed to active roster and made his NFL debut vs. IND (9/16), finishing with one catch for 8 yards.

COLLEGE

Started 18 of the 38 games in which he played at Fresno State... Shifted from defensive end to tight end as a freshman... Selected second-team All-Mountain West Conference selection as a senior after starting nine-of-13 games and finishing with 26 receptions for 353 yards (13.5 avg.) with three touchdowns... Helped the Bulldogs lead the FBS in passing (394.8 avg.) and rank third in total offense (547.8 avg.)... Named an All-Mountain West honorable mention as a junior in addition to receiving the 2012-13 Mountain West Scholar-Athlete Award... Started eight-of-13 games and caught 20 passes for 339 yards (17.0) with four touchdowns.


PERSONAL

Attended Rodriguez H.S. in Fairfield, Calif., where he led his team to a Solano County Athletic Conference championship with an 11-2 record as a senior defensive end... Was also a three-year letterman in basketball... Named school's Defensive Basketball Player of the Year, League MVP runner-up, first-team All-League and first-team All-City... Majored in criminology at Fresno State... Full name: Marcel Esteban Jensen... Son of Mark and Carolyn... Married wife, Chémique, in the summer of 2012 and the couple had their first son, Josiah, in March of 2013... Born Feb. 12, 1990, in Fairfield, Calif.

YEAR-BY-YEAR STATS

RECEIVING

Year	Team	GP	GS	No	Yds	Avg	Lg	TD
2014	Jax	1	0	1	8	8.0	8	0
2015	Was	1	0	0	0	-	-	0
Career		2	0	1	8	8.0	8	0



JERON JOHNSON

SAFETY
5-10 | 212
DOB: 6/12/88



5TH NFL SEASON
BOISE STATE
DOMINGUEZ H.S. (COMPTON, CALIF.)

MILESTONES

NFL debut: 9/11/11 (at SF)... **Redskins debut:** 9/13/15 (vs. MIA)... **First NFL start:** 11/9/14 (vs. NYG)... **First sack:** 12/9/12 (vs. ARI, Ryan Lindley)... **First FF:** 12/9/12 (vs. ARI, Ryan Lindley)... **First FR:** 11/16/14 (at KC, Paul Richardson own fumble)

TRANSACTIONS

Originally signed by the Seattle Seahawks as a college free agent on July 26, 2011... Re-signed with the Seahawks on March 7, 2014... Signed with the Washington Redskins as an unrestricted free agent on March 16, 2015.

PRO

Joined the Redskins after four seasons with Seattle from 2011-14. Appeared in 46 games with one start as a member of the Seahawks... Part of Seahawks teams that won Super Bowl XLVIII and appeared in Super Bowl XLIX.

YEAR-BY-YEAR

2015 (REDSKINS)

Made Redskins debut vs. MIA (9/13)... Saw action in a reserve role vs. STL (9/20)... Contributed on special teams at NYG (9/24) and vs. PHI (10/4)... Made a solo tackle at ATL (10/11)... Blocked a punt in the fourth quarter at NYJ (10/18), the Redskins' first blocked punt since Dec. 24, 2006 at St. Louis (Vernon Fox). The punt was recovered in the end zone by Rashad Ross for a touchdown. Also added two assisted tackles on defense... Played on defense and special teams in the largest comeback win (24 points) in team history vs. TB (10/25)... Notched six tackles (five solo) at NE (11/8)... Played on defense and special teams in a win vs. NO (11/15)... Recorded five tackles (three solo) at CAR (11/22)... Contributed on special teams in a win vs. NYG (11/29) and vs. DAL (12/7)... Inactive with a hamstring injury at CHI (12/13) and vs. BUF (12/20)... Played on defense and special teams in a division-clinching win at PHI (12/26)... Posted five tackles (three solo) in regular season finale at DAL (1/3).

2014 (SEAHAWKS)

Played in 15 regular season games and one postseason game for eventual NFC Champions... Notched 11 tackles (eight solo), a pass defended and a fumble recovery in the regular season... Made his first career start vs. NYG (11/9), collecting a team-high eight total tackles and a pass defended.

2013 (SEAHAWKS)

Played in seven games for the eventual Super Bowl XLVIII champions... Made two solo tackles and a special teams tackle vs. MIN (11/17).

2012 (SEAHAWKS)

Played in all 16 games and both postseason contests and recorded the first sacks (2.0) of his career... Added eight special teams tackles (four solo)... Notched first career sack, bringing down Christian Ponder vs. MIN (11/4)... Added strip-sack of Ryan Lindley vs. ARI (12/9), the first forced fumble of his career.

2011 (SEAHAWKS)

Appeared in eight games, recording two tackles (one solo)... Made NFL debut in Week 1 at SF (9/11).

COLLEGE

Played collegiately at Boise State from 2007-10, starting 44 games for the Broncos and leading the team in tackles in each of his final three seasons... Earned all-conference honors three consecutive years... Named first-team All-WAC in 2010 after recording 82 total tackles (45 solo) as a senior... Named second-team All-WAC in 2008 and 2009... Finished career ranked 12th in career tackles (318) at Boise State... Redshirted in 2006.

PERSONAL

Attended Dominguez H.S. in Compton, Calif., where he was a four-year letterman and was named San Gabriel Valley League defensive MVP as both a junior and senior... Named to the Press Telegram Dream Team... Earned First-Team All-CIF honors... Finished senior season with 148 tackles, five sacks, two interceptions, five forced fumbles, three fumble recoveries, one defensive touchdown and a punt return for a touchdown... Majored in communications... First name pronounced "jeh-RON"... Born on June 12, 1988.

YEAR-BY-YEAR STATS

DEFENSE

Year	Team	G	GS	Tack	Solo	Sack	INT	PD
2011	Sea	8	0	2	1	0	0	0
2012	Sea	16	0	4	3	2	0	0
2013	Sea	7	0	2	2	0	0	0
2014	Sea	15	1	11	8	0	0	1
2015	Was	14	2	20	12	0	0	0
Career		60	3	39	26	2	0	1

*Tackle stats according to STATS, LLC

ADDITIONAL

Fumbles Forced-Recovered: 1-0 in 2012, 0-1 in 2014
Blocked Punts: 1 in 2015

POSTSEASON

Year	Team	G	GS	Tack	Solo	Sack	INT	PD
2012	Sea	2	0	0	0	0	0	0
2014	Sea	1	0	0	0	0	0	0
Career		3	0	0	0	0	0	0

CAREER HIGHS

SINGLE-GAME

Total Tackles: 8, vs. NY Giants (11/09/14)
Solo Tackles: 5, twice, last at New England (11/08/15)
Sacks: 1, vs. Arizona (12/09/12)
Passes Defensed: 1, vs. NY Giants (11/09/14)
Forced Fumbles: 1, vs. Arizona (12/09/12)
Fumble Recoveries: 1, at Kansas City (11/16/14)

MATT JONES

RUNNING BACK
6-2 | 231
DOB: 3/7/93



ROOKIE
FLORIDA
ARMWOOD H.S. (SEFFNER, FLA.)



MILESTONES

NFL debut: 9/13/15 (vs. MIA)... **First rushing attempt:** 9/13/15 (vs. MIA, no gain)... **First rushing TD:** 9/20/15 (vs. STL, 39 yards)... **First 100-yard rushing game:** 9/20/15 (vs. STL)... **First multi-TD game:** 9/20/15 (vs. STL)... **First receiving TD:** 11/15/15 (vs. NO, 78 yards from Kirk Cousins)

TRANSACTIONS

Originally selected by the Washington Redskins in the third round (95th overall) of the 2015 NFL Draft.

YEAR-BY-YEAR

2015 (REDSKINS)

Gained 28 yards on six carries (4.7 avg.) in NFL debut vs. MIA (9/13)... Recorded career highs in rushing attempts (19), rushing yards (123) and rushing touchdowns (two) in win vs. STL (9/20), earning FedEx Ground Player of the Week honors. The 100-yard rushing game was the first by a Redskins rookie since Alfred Morris on Dec. 30, 2012. Scored a 39-yard touchdown on his first carry, the Redskins' longest rush since Morris' 45-yard touchdown run at Dallas in Week 6 of the 2013 season, a span of 30 games... Gained 38 yards on a team-high 11 carries at NYG (9/24)... Carried seven times for 11 yards vs. PHI (10/4)... Led team with 11 carries for 20 yards at ATL (10/11), including a two-yard rushing touchdown. Also caught one pass for 17 yards... Inactive with a toe injury at NYJ (10/18)... Gained 29 yards on nine carries and caught three passes for 22 yards in the largest comeback win (24 points) in team history vs. TB (10/25)... Rushed 11 times for 27 yards and caught two passes for 17 yards at NE (11/8)... Rushed 11 times for 56 yards and caught three passes for 151 yards with a touchdown in a win vs. NO (11/15). His 78-yard touchdown reception marked the longest by a Redskins running back since Larry Brown on Nov 5, 1972 (89 yards). His 131 receiving yards were the most by a Redskins running back since Dec. 16, 1962 (Dick James, 140 yards)... Gained 12 yards on two receptions and carried the ball five times at CAR (11/22)... Rushed eight times for 19 yards and added a 45-yard reception in a win vs. NYG (11/29). Became the first Redskins running back since at least 1994 to record a reception of 45 yards or more in multiple games in a single season... Rushed 18 times for 49 yards and added a five-yard reception vs. DAL (12/7)... Gained 62 yards on 18 carries and added two receptions for 24 yards, including a crucial 18-yard catch on a deflected ball on the team's penultimate drive at CHI (12/13)... Rushed 10 times for 28 yards and caught an eight-yard pass vs. BUF (12/20)... Inactive with a hip injury at PHI (12/26) and at DAL (1/3).

COLLEGE

Played collegiately at Florida from 2012-14, starting 15 of the 28 games in which he played, recording 297 career carries for 1,431 yards (4.8 avg.) with 11 rushing touchdowns and 19 receptions for 100 yards with one receiving touchdown... Started 10 of the 11 games in which he played in 2014, finishing with a team-high 817 rushing yards on 166 carries (4.9 avg.) with seven total touchdowns (six rushing). Had a career-high 192 yards and two touchdowns in upset win against Georgia... Suffered a season-ending knee injury in 2013 after compiling 339 rushing yards on 79 carries (4.3 avg.) and two touchdowns through five games. Had 176 yards rushing at Kentucky, the most by a Gator running back since Ciatrick Fason had 210 vs. Kentucky in 2004.. Played in 12 games in 2012, recording 52 carries for 275 yards and three touchdowns in addition to three receptions for 10 yards.

PERSONAL

Attended Armwood H.S. in Seffner, Fla., where he helped lead his team to a 15-0 record and the FHSAA Class 6A Championship his senior year... Rushed for 896 yards and 10 touchdowns as a senior despite missing four games... Earned Honorable Mention All-State honors... Rated a four-star prospect by ESPN, Scout.com and Rivals.com... Native of Tampa, Fla... Son of Barbara Singleton... Born March 7, 1993.

YEAR-BY-YEAR STATS

RUSHING

Year	Team	GP	GS	Att	Yds	Avg	Lg	TD
2015	Was	13	0	144	490	3.4	39t	3
Career		13	0	144	490	3.4	39t	3

RECEIVING

Year	Team	GP	GS	No	Yds	Avg	Lg	TD
2015	Was	13	0	19	304	16	78t	1
Career		13	0	19	304	16	78t	1

ADDITIONAL

Fumbles-Lost: 5-4 in 2015

CAREER HIGHS

SINGLE-GAME

Carries:	19, vs. St. Louis (9/20/15)
Rushing Yards:	123, vs. St. Louis (9/20/15)
Long (Rushing):	39, vs. St. Louis (9/20/15)
Rushing Touchdowns:	2, vs. St. Louis (9/20/15)
Receptions:	3, three times, last vs. New Orleans (11/15/15)
Receiving Yards:	131, vs. New Orleans (11/15/15)
Long (Receiving):	78t, vs. New Orleans (11/15/15)
Receiving Touchdowns:	1, vs. New Orleans (11/15/15)



FRANK KEARSE

DEFENSIVE END
6-5 | 310
DOB: 10/28/88



4TH NFL SEASON
ALABAMA A&M
SAVANNAH (GA.) H.S.

MILESTONES

NFL debut: 10/16/11 (at ATL)... **First NFL start:** 12/11/11 (vs. ATL)... **First sack:** 12/24/11 (vs. TB, half-sack of Josh Freeman)

TRANSACTIONS

Selected by the Miami Dolphins in the seventh round (231st overall) of the 2011 NFL Draft... Waived by the Miami Dolphins on September 4, 2011... Signed to the Dolphins' practice squad on September 6, 2011... Signed to the Carolina Panthers' active roster on September 21, 2011... Waived by the Panthers on October 26, 2012... Signed to the Panthers' practice squad on October 30, 2012... Signed to the Panthers' active roster on November 28, 2012... Waived by the Panthers on September 4, 2013... Signed to the Tennessee Titans' practice squad on November 26, 2013... Signed to the Dallas Cowboys' active roster on December 18, 2013... Waived by the Cowboys on May 12, 2014... Signed by the Washington Redskins on May 17, 2014... Released by the Redskins on September 12, 2015... Signed by the Redskins on September 14, 2015... Released by the Redskins on September 19, 2015... Signed by the Redskins on September 21, 2015... Released by the Redskins on October 3, 2015... Signed by the Redskins on October 5, 2015.

PRO

Entered 2015 having previously appeared in 31 career games with eight starts... Joined Washington as a free agent in the 2014 offseason after having previously spent time with the Dolphins, Panthers, Titans and Cowboys... Credited by STATS, LLC with 38 total tackles (27 solo) and 4.5 sacks as of the conclusion of the 2014 season.

YEAR-BY-YEAR

2015 (REDSKINS)

Released on the Saturday prior to game day in Weeks 1, 2 and 4... Inactive at NYG (9/24)... Inactive at ATL (10/11)... Contributed two assisted tackles at NYJ (10/18)... Inactive in Weeks 7-13... Played on defense and special teams at CHI (12/13)... Posted an assisted tackle in a win vs. BUF (12/20)... Inactive at PHI (12/26)... Recorded first sack of the season at DAL (1/3).

2014 (REDSKINS)

Set career highs in games player (15), total tackles (14), solo tackles (11) and sacks (three)... Inactive at HOU (9/7)... Made Redskins debut vs. JAX (9/14), recording an eight-yard sack as part of the Redskins' team-record-tying 10 sacks... Recorded two solo tackles at PHI (9/21)... Added an assisted tackle vs. NYG (9/25)... Posted a career high in both total tackles (five) and solo tackles (four) and added his then-career-high second sack of the season... Played on defense at ARI (10/12)... Added another sack vs. TEN (10/19)... Contributed on defense and special teams in an overtime win at DAL (10/27) and at MIN (11/2)... Made three tackles (two solo) vs. TB (11/16)... Contributed on defense and special teams at SF (11/23)... Played on defense and special teams at IND (11/30), vs. STL (12/7), at NYG (12/14), vs. PHI (12/20) and vs. DAL (12/28).

2013 (PANTHERS/TITANS/COWBOYS)

Spent the offseason with the Panthers before being released in early September... Signed to the Titans' practice squad on Nov. 26 and later signed to

the Cowboys' active roster on Dec. 18... Appeared in the final two games of the season for Dallas, recording one tackle.

2012 (PANTHERS)

Played in eight games with four starts and was inactive for three games in two stints on Carolina's roster in addition to spending four games on the practice squad... Recorded eight tackles and one sack... Made opening day roster and played in three of the first six games before being waived (10/26) and signed to the Panthers' practice squad (10/30)... Promoted to the active roster on Nov. 28 and started the last four games at nose tackle following a season-ending injury to Ron Edwards... Collected first career solo sack vs. ATL (12/9), dropping quarterback Matt Ryan for an eight-yard loss.

2011 (DOLPHINS/PANTHERS)

Played in six games with four starts at nose tackle for Carolina... Inactive for eight games after being signed as a free agent from Miami's practice squad on Sept. 21... Notched 11 tackles, half a sack and one pass defensed... Started the last four games following season-ending injuries to defensive tackles Sione Fua and Terrell McClain... Made first NFL start vs. ATL (12/11)... Teamed with defensive tackle Jason Shirley to sack Buccaneers quarterback Josh Freeman for a five-yard loss vs. TB (12/24).

COLLEGE

Played in 44 games with 40 starts at Alabama A&M... Finished career with 129 tackles, 32 tackles for loss, six sacks, six quarterback pressures, three forced fumbles, two fumble recoveries, two interceptions and four passes defensed... Started 11 games as a senior in 2010, earning second-team All-Southwestern Athletic Conference honors and ranking second on the Bulldogs with 57 tackles... Played in the Texas vs. The Nation and HBCU Bowl, two postseason all-star games... Was a second-team All-SWAC selection in 2009 after starting 12 games and producing 33 tackles, 3.5 sacks, three quarterback pressures, one forced fumble and one fumble recovery... Started 11 games in 2008 and collected 30 tackles, one sack, one quarterback pressure, two interceptions and three passes defensed... Played in 10 games with six starts as a freshman in 2007, notching nine tackles, 2.5 tackles for loss, 0.5 sacks, one quarterback pressure and one fumble recovery.

PERSONAL


Attended Savannah (Ga.) H.S... Graduated with a degree in social work from Alabama A&M... Born Oct. 28, 1988... Last name pronounced "KEERse"

YEAR-BY-YEAR STATS

DEFENSE

Year	Team	G	GS	Tack	Solo	Sack	PD	FF	FR
2011	Car	6	4	10	7	0.5	1	0	0
2012	Car	8	4	13	8	1	0	0	0
2013	Dal	2	0	1	1	0	0	0	0
2014	Was	15	0	14	11	3	0	0	0
2015	Was	4	0	4	1	1	0	0	0
Career		35	8	42	28	5.5	1	0	0

*Tackle stats according to STATS, LLC



RYAN KERRIGAN

LINEBACKER
6-4 | 260
DOB: 8/16/88



5TH NFL SEASON
PURDUE

MUNCIE CENTRAL H.S. (MUNCIE, IND.)

HONOR ROLL

Pro Bowl selection (2012 season)
PFW/PFWA All-Rookie Team (2011)
NFLPA Community MVP (Week 3, 2014)
2014 Media Good Guy Award
2015 Redskins Walter Payton Man of the Year

MILESTONES

NFL debut: 9/11/11 (vs. NYG)... **First sack:** 9/18/11 (vs. ARI, Kevin Kolb)...
First multi-sack game: 11/13/11 (at MIA, 2)... **First INT:** 9/11/11 (vs. NYG, Eli Manning)... **First TD:** 9/11/11 (vs. NYG, 9 yard INT return, Eli Manning)... **First FF:** 9/26/11 (at DAL, Laurent Robinson)... **First FR:** 11/18/12 (vs. PHI, LeSean McCoy)

TRANSACTIONS

Selected by the Washington Redskins in the first round (16th overall) of the 2011 NFL Draft... Signed contract extension on July 28, 2015.

PRO

Entered 2015 having started all 64 regular season games in which he has appeared... Credited by STATS, LLC with 284 tackles (182 solo), 38.0 sacks, two interceptions (both returned for touchdowns), 15 forced fumbles and two fumbles recovered through the 2014 season... Ranked sixth on the Redskins' all-time sack list (38.0) after his first four seasons... Named to the Pro Bowl following the 2012 season and to the 2011 PFW/PFWA All-Rookie Team... Was the only NFL player to accumulate 10 sacks and two interception return touchdowns from 2011-12... Scored a touchdown in his NFL debut, intercepting a pass from Eli Manning and returning it nine yards... Set a Redskins' rookie franchise record with four forced fumbles in 2011.

YEAR-BY-YEAR

2015 (REDSKINS)

Named the team's 2015 Walter Payton Man of the Year for his play on the field and work in the Washington, D.C. metro area community... Recorded two tackles (one solo), a pass defended and a half-sack vs. MIA (9/13)... Made four tackles (two solo) and was credited with a forced fumble in a win vs. STL (9/20)... Registered a solo tackle at NYG (9/24)... Recorded four solo tackles (two for loss) including a sack vs. PHI (10/4)... Posted two sacks among his three solo tackles, passing Brian Orakpo (40.0) for fifth on the Redskins all-time sack list. The multi-sack game was the seventh of his career and his first since Week 14 of 2014... Added an assisted tackle at NYJ (10/18)... Made one solo tackle vs. TB (10/25) prior to exiting the game with a hand injury... Contributed two tackles (one solo) in contests at NE (11/8) and vs. NO (11/15)... Recorded three tackles (two solo) including a sack at CAR (11/22), moving into sole possession of fourth-place in career sacks in team history... Registered three solo tackles, two sacks and a pass defended in a win vs. NYG (11/29). Moved past Monte Coleman (43.5) for third-most sacks in franchise history since 1982... Posted two solo tackles (one for loss) and a pass defended vs. DAL (12/7)... Recorded five tackles (four solo) including an eight-yard sack in a win at CHI (12/13). Became only the fifth NFL player since 1982 to record 7.5 sacks in each of his first five sea-

sons (Jared Allen, Derrick Thomas, DeMarcus Ware and Reggie White)... Recorded three solo tackles and a sack in a win vs. BUF (12/20). On the sack, he forced the 17th fumble of his career... Made three solo tackles in a division-clinching win at PHI (12/26)... Recorded two tackles (one solo) including a sack in regular season finale at DAL (1/3).

2014 (REDSKINS)

Started all 16 games for the fourth consecutive season and posted a career-high 13.5 sacks... Tied Ken Harvey (13.5 in 1994) and Dexter Manley (13.5 in 1984) for fourth-most sacks by a member of the Redskins since sacks became official in 1982. Coy Bacon unofficially recorded 15.0 in 1979... Tied for the league lead in forced fumbles (five), becoming the first member of the Redskins to finish atop league rankings in that category since LaVar Arrington in 2003 (six)... Started at HOU (9/7), recording three tackles (two solo) and the 11th forced fumble of his career... Started vs. JAX (9/14), tying a team record with four sacks among the Redskins' team-record-tying 10 sacks on the day. Tied Phillip Daniels (12/18/05), Ken Harvey (11/23/97), Dexter Manley (10/2/88) and Brian Orakpo (12/13/2009). Pushed past Darryl Grant (27.0) for ninth on the Redskins' all-time sack list... Started and added a solo tackle at PHI (9/21)... Started and recorded a sack among his three solo tackles vs. NYG (9/25) to move past Bruce Smith (28.5) for eighth in sacks in franchise history... Started and registered five tackles (two solo) including a sack vs. SEA (10/6)... Recorded a career-high nine tackles (seven solo) with a half-sack and a forced fumble in a start at ARI (10/12)... Made four tackles (two solo) in a start vs. TEN (10/19)... Started and recorded six tackles (five solo) with a sack in an overtime win at DAL (10/27)... Started and made three solo tackles at MIN (11/2)... Started and made three tackles (two solo, two for loss) vs. TB (11/16)... Started and recorded three tackles (two solo) including a sack to tie his single-season career high (8.5) at SF (11/23)... Started vs. STL (12/7) and improved upon his single-season career high in sacks, collecting two sacks to push his season total to 11.5 and Passed Andre Carter (34.0) and Dave Butz (35.5) on the team's all-time sack list. The multi-sack game was the sixth of his career. Also forced the 14th fumble of his career, passing Ken Harvey (13) for most by a member of the Redskins since 1994... Started and recorded two solo tackles including a sack at NYG (12/14). Pushed career-high sack total to 12.5 and tied Marco Coleman (12.5 in 2000) for the sixth-most sacks in a single season in team history... Started and posted six solo tackles, a sack, a forced fumble and a fumble recovery in a win vs. PHI (12/20). Pushed career-high sack total to 13.5, tying Ken Harvey (1994) and Dexter Manley (1984) for fourth in team history, tying Harvey for the most sacks by a Redskins linebacker in a single season. Notched a full sack in five consecutive games for the first time in his career, becoming the first member of the Redskins to accomplish the feat since Fred Stokes in Weeks 1-5 of the 1991 season... Recorded two tackles (one solo) in a start vs. DAL (12/28).

2013 (REDSKINS)

Started at outside linebacker vs. PHI (9/9) and had a career-high eight tackles (seven solo), one sack and was credited with a forced fumble on a Michael Vick lateral that DeAngelo Hall returned 75 yards for a touchdown... Started at GB (9/15), collecting five tackles (all solo) and matching his career high with two sacks... Started vs. DET (9/22) and posted seven tackles (three solo) and a pass defended... Started at OAK (9/29), and added four tackles (two solo), including a career-high-matching two sacks and a forced fumble. The multi-sack game was the fourth of his career... Started and registered two solo tackles at DAL (10/13)... Started and posted two

tackles (one solo) vs. CHI (10/20)... Started at DEN (10/27), registering two solo tackles, a sack and a forced fumble... Started and added three tackles (two solo) vs. SD (11/3)... Started and contributed four tackles (three solo) and a pass defended at MIN (11/7)... Started and had two solo tackles at PHI (11/17)... Started and added three tackles (two solo) including two for loss vs. SF (11/25)... Started and recorded four solo tackles vs. NYG (12/1)... Started and had a team-high eight tackles (seven solo), including three for loss, vs. KC (12/8)... Started and registered four tackles (one solo) including a 10-yard sack of Matt Ryan at ATL (12/15)... Started and notched five tackles (two solo), including a sack... Started and made three tackles (one solo) vs. NYG (12/29)... Started at IND (11/30) and recorded a sack-fumble on the game's first offensive play to establish a new career high in sacks (9.5) and tie Ken Harvey for the most forced fumbles by a member of the Redskins since 1994 (13). Led the team with five tackles (all solo).

2012 (REDSKINS)

Started all 16 regular season games for the second straight year... Credited by the coaching staff with 62 tackles (32 solo), 25 quarterback pressures and 11 passes defended... Added a career-high 8.5 sacks and had his second career interception return touchdown... Started at outside linebacker and played every snap in the team's season-opening win at NO (9/9), registering two tackles (both solo), two quarterback hurries and a sack... Started at STL (9/16) and finished with two tackles... Started vs. CIN (9/23), registering a four tackles, three quarterback hits, two passes defended and a half-sack. Also hit Bengals QB Andy Dalton on the pass intercepted by Rob Jackson for a touchdown... Started at TB (9/30) and registered three tackles, including two tackles for loss, a sack and a pass defended... Started vs. ATL (10/7) and scored the second touchdown of his career, intercepting a Matt Ryan pass and returning it 28 yards for a touchdown in the second quarter. He became the first Redskin since the 1970 AFL-NFL merger to have an interception return for touchdown in each of his first two NFL seasons... Started and had two tackles vs. MIN (10/14)... Started and had one tackle at NYG (10/21)... Started and registered a sack, a pass defended and four tackles (all solo) at PIT (10/28)... Started and had one tackle vs. CAR (11/4)... Started in a win vs. PHI (11/18) and had three tackles, one sack, one forced fumble and a fumble recovery. Had his consecutive snaps played streak dating back to his first NFL game end at 1,751 via coaches' decision in the fourth quarter... Started and had four tackles (all solo), one pass defended and one sack in a Thanksgiving Day win at DAL (11/22)... In a win vs. NYG (12/3) on Monday Night Football, started at outside linebacker and registered four tackles (two solo)... Started and had four solo tackles in a win vs. BAL (12/9)... Started and had three solo tackles and two passes defended in a win at CLE (12/16)... Started and had five solo tackles, two sacks and a forced fumble in a win at PHI (12/23)... Started and had six tackles (three solo) in a division-clinching win vs. DAL (12/30)... Started and had four tackles in the NFC Wild Card Round vs. SEA (1/6).

2011 (REDSKINS)

Started in all 16 games and played every defensive snap despite not having the luxury of a traditional offseason program... Finished with 70 tackles, nine tackles for loss, 7.5 sacks, and team-highs in forced fumbles (four) and quarterback pressures (42)... Four forced fumbles were a Redskins rookie record... Started at left outside linebacker vs. NYG (9/11) in his first career game and recorded six tackles (one solo) and returned his first career interception nine yards for a touchdown... Started at left outside linebacker vs. ARI (9/18) and finished with three tackles (two solo), his first career sack and two passes defended... Started at left outside linebacker at DAL (9/26) and recorded four tackles (four solo), one sack and one forced fumble... Was named as the NFL Defensive Rookie of the Month for September... Started at left outside linebacker at STL (10/2) and recorded six tackles (five solo), one sack and a forced fumble... Started at left outside linebacker vs. PHI (10/16) and recorded six tackles (two solo), and one pass defended... Started at left outside linebacker at CAR (10/23) and recorded three tackles (two solo)... Started at left outside linebacker at BUF (10/30) and recorded five solo tackles... Started at left outside linebacker vs. SF (11/6) and record-

ed six tackles (four solo) and one sack... Started at left outside linebacker at MIA (11/13) and recorded six tackles (five solo), two sacks and two forced fumbles... Started at left outside linebacker vs. DAL (11/20) and recorded four tackles (one solo), one sack and one pass defended... Started at left outside linebacker at SEA (11/27) and recorded five tackles (two solo)... Started at left outside linebacker vs. NYJ (12/4) and recorded seven tackles (four solo) and one pass defended... Started at left outside linebacker vs. NE (12/11) and recorded one solo tackle... Started at left outside linebacker at NYG (12/18) and recorded three tackles (two solo) and one sack... Started at left outside linebacker vs. MIN (12/24) and recorded three tackles (two solo)... Started at left outside linebacker at PHI (1/1/12) and recorded two solo tackles.

COLLEGE

Finished career tied for the all-time Football Bowl Subdivision record with 14 fumbles forced (Big Ten record), tied for second all-time at Purdue with 33.5 sacks and fifth in Purdue history in tackles for loss with 57.0... As a senior, was a team co-captain and received team's Most Valuable Player Award for defense... Was the first unanimous All-American at Purdue since 1980 and merely the seventh in school history... Named first team All-American by the American Football Coaches Association, The Walter Camp Football Foundation, the Football Writers Association of America, the Associated Press and The Sporting News... Also earned SI.com first team All-American, Rivals.com first team All-American, Collegefootballnews.com first team All-American, Big Ten Defensive Player of the Year (coaches and media votes), Big Ten Defensive Lineman of the Year (coaches), first team All-Big Ten (coaches and media), Academic All-Big Ten... Was runner up for the Ted Hendricks Award (nation's outstanding defensive end), semifinalist for Chuck Bednarik Award, Rotary Lombardi Award and Ronnie Lott IMPACT Trophy... Led the Football Bowl Subdivision in tackles for loss in the regular season (26.0), tied for second in fumbles forced (5), third in the FBS in sacks (12.5) and led the Big Ten in all three categories... Started all 12 games and totaled 70 tackles (50 solo), 26 tackles for a loss, 12.5 sacks, five forced fumbles and two fumble recoveries... As a junior, received team's Pit Bull Award - Defense (exemplified and sustained tenacity and intense play) for spring practice and was named to Ted Hendricks Award watch list (nation's outstanding defensive end)... Earned second team All-American by Rivals.com, honorable mention All-American by College Football Insiders and SI.com, first team All-Big Ten by media and second team by coaches, second team Academic All-American, Academic All-District V and Academic All-Big Ten... Received team's Most Valuable Player Award for defense... Started all 12 games and led nation with school-record-tying seven forced fumbles (also James Looney, 1979), which are second-most in Big Ten history (Jonal Saint-Dic of Michigan State had eight in 2007)... Topped Big Ten and ranked third nationally with 13.0 sacks... Ranked fourth in Big Ten with 18.5 tackles for loss, fourth on team with 66 tackles (41 solo, 25 assists), and had two pass breakups and one fumble recovery... As a sophomore, named honorable mention All-Big Ten by media, Academic All-Big Ten and Academic All-District V... Appeared in all 12 games, including 11 starts and ranked seventh in Big Ten in sacks (7.0) and 10th in tackles for loss (11.5)... Totaled 56 tackles (31 solo), four passes defended, one interception and two forced fumbles... As a freshman, appeared in 12 games and totaled 18 tackles (12 solo) and one sack.

PERSONAL

Attended Muncie (Ind.) Central H.S. and lettered four times in football and baseball, starting in each of his last three seasons on the gridiron... Also lettered twice in basketball (freshman and junior years)... Received a three-star prospect rating and was rated the 88th-best player in the nation by Scout.com... Lined up at defensive end and tight end, earning Defensive Lineman of the Year in Mr. Football voting, adding All-State, All-Division 4A and All-North Central League honors in 2006... Recorded 90 tackles and led the state with 19.0 quarterback sacks as a senior... On offense, he

pulled down 40 passes for 789 yards (19.73 avg.) and six touchdowns, as the team compiled a 7-6 record... On the basketball court, he was a reserve on the Muncie Central team that lost to future NBA draft picks Greg Oden and Mike Conley at Lawrence North in the 2006 Class 4A title game... Threw out a first pitch with former MLB player Javy Lopez at opening night of the AA Richmond Flying Squirrels of the Eastern League in 2013... Born Patrick Ryan Kerrigan... Father, Brendan, played football at Ball State... Comes from athletic family, as his brother, Kyle, was a member of the DePauw swim team and his sisters Kristina and Kaitlin played volleyball at the University of Indianapolis and Grace College, respectively.

COMMUNITY



In 2013, launched Ryan Kerrigan's Blitz for the Better Foundation, which provides opportunities, support and resources to children and families in need in the Greater Washington, D.C. area. Served as a waiter with several teammates at Ruth's Chris Steak House at the organization's launch fundraiser, raising more \$100,000 for seriously ill, special needs and physically challenged children in both 2013 and 2014... Promoted healthy lifestyle habits by participating in the 136th annual White House Easter Egg Roll in 2014. Also raised money for afterschool exercise and wellness programs with actor Matthew McConaughey and teammate Alfred Morris at the Movies with Morris event and raised money for pediatric cancer research at the Make-A-Wish Foundation Evening of Wishes Gala in 2014... Participated in the Smashing Walnuts Foundation fundraiser in honor of Gabriella Miller in 2013 among his other charitable endeavors... In 2012, participated in the team's 80th Anniversary Thank You Tour throughout Virginia, Maryland and Washington, D.C... Brought smiles to hospital patients by dressing up in costume and visiting with children at the WRCF Pediatric Halloween Party... In 2011, helped the Washington Redskins Charitable Foundation and the U.S. Marine Corps provide 1,100 youth in need with a toy during the holiday season at the annual Skins Santa Shoppe... Participated in the 4th & Life program, a program for high school athletes focusing on what it takes to be successful on the field, in the classroom, and in the workplace... Led kids in fitness activities as part of NFL's PLAY 60 campaign, helping kids get 60 minutes of exercise a day.

YEAR-BY-YEAR STATS

DEFENSE

Year	Team	G	GS	Tack	Solo	Sack	INT	PD
2011	Was	16	16	64	42	7.5	1	4
2012	Was	16	16	54	42	8.5	1	8
2013	Was	16	16	66	47	8.5	0	3
2014	Was	16	16	64	51	13.5	0	1
2015	Was	16	16	42	33	9.5	0	3
Career		80	80	290	215	47.5	2	19

*Tackle stats according to STATS, LLC

ADDITIONAL

Fumbles Forced-Recovered: 4-0 in 2011, 2-1 in 2012, 4-0 in 2013, 5-1 in 2014, 1-0 in 2015

INT Touchdowns: 1 in 2011, 1 in 2012


POSTSEASON

Year	Team	G	GS	Tack	Solo	Sack	INT	PD
2012	Was	1	1	4	2	0	0	0
Career		1	1	4	2	0	0	0

CAREER HIGHS

SINGLE-GAME

Total Tackles:	9, at Arizona (10/12/14)
Solo Tackles	7, last at Arizona (10/12/14)
Interceptions:	1, twice, last time vs. Atlanta (10/07/12)
Sacks:	4, vs. Jacksonville (09/14/14)
Passes Defensed:	2, three times, last time at Cleveland (12/16/12)
Forced Fumbles:	2, at Miami (11/13/11)
Fumbles Recovered:	1, twice, last vs. Philadelphia (12/20/14)



TERRANCE KNIGHTON

NOSE TACKLE
6-3 | 354
DOB: 7/4/86



7TH NFL SEASON
TEMPLE
WINDSOR (CONN.) H.S.

MILESTONES

NFL debut: 9/13/09 (at IND)... **First NFL start:** 9/13/09 (at IND)... **Redskins debut:** 9/13/15 (vs. MIA)... **First partial sack:** 11/8/09 (vs. KC, Matt Cassel)... **First full sack:** 12/13/09 (vs. MIA, Chad Henne)... **First FF:** 11/22/09 (vs. BUF, Marshawn Lynch)... **First FR:** 12/13/09 (vs. MIA, own team fumble by Derek Cox)... **First INT:** 10/31/10 (at DAL, Jon Kitna)

TRANSACTIONS

Selected by the Jacksonville Jaguars in the third round (72nd overall) of the 2009 NFL Draft... Signed with the Denver Broncos as an unrestricted free agent on March 13, 2013... Signed with the Washington Redskins as an unrestricted free agent on March 13, 2015.

PRO

Joined the Redskins as an unrestricted free agent after having previously appeared in 93 career games with 81 starts with the Jaguars (2009-12) and Broncos (2013-14)... Enters the 2015 season with 201 career tackles (131 solo), 12.5 sacks, 11 passes defended, three forced fumbles, two fumbles recovered and two interceptions... Started at nose tackle in Super Bowl XLVIII.

YEAR-BY-YEAR

2015 (REDSKINS)

Made Redskins debut vs. MIA (9/13), recording a solo tackle... Recorded an assisted tackle in helping hold the Rams to 67 rushing yards in a win vs. STL (9/20)... Notched six tackles (three solo) at NYG (9/24)... Played on defense and special teams vs. PHI (10/4)... Posted two solo tackles at ATL (10/11)... Recorded three tackles (one solo) at NYJ (10/18)... Recorded two tackles (one solo) and a half-sack in the largest comeback win (24 points) in team history vs. TB (10/25). The game was the 100th regular season contest of his career... Inactive with cluster headaches at NE (11/8)... Made a solo tackle for loss vs. NO (11/15)... Registered three tackles (one solo) at CAR (11/22)... Made three tackles (one solo, one for loss) in a win vs. NYG (11/29)... Contributed defensively vs. DAL (12/7)... Recorded a seven-yard sack in a win at CHI (12/13)... Made two solo tackles and played a crucial role in a goal line stand to end the first half in a win vs. BUF (12/20)... Posted two solo tackles in a division-clinching win at PHI (12/26)... Made a solo tackle in regular season finale at DAL (1/3).

2014 (BRONCOS)

Started all 16 games for a second consecutive season, recording 30 tackles (18 solo), three passes defended and two sacks in helping the Broncos repeat as AFC West champions... Defensed two passes vs. KC (9/14)... Recorded a full sack among his three solo tackles vs. MIA (11/23).

2013 (BRONCOS)

Started all 16 games in his first season with the Broncos, finishing with 31 tackles (18 solo), three sacks, one interception, five tackles for loss and one fumble recovery... Started in his Broncos debut vs. BAL (9/5) and made two tackles... Sacked Andrew Luck for a 7-yard loss at IND (10/20)... Made a pair of tackles, including one sack vs. WAS (10/27)... Registered a sack for his third-straight game, dropping Philip Rivers for a 3-yard loss at SD

(11/10)... Recovered his first career opponent fumble and returned it 13 yards at NE (11/25)... Made his second career interception on a pass deflected by Von Miller vs. TEN (12/8)... Started all three playoff games, finishing with 12 tackles and one sack... Posted three tackles in his playoff debut vs. SD (1/12)... Tied for third on the team with four tackles, including two for a loss and one fourth-down sack of Tom Brady in the AFC Championship Game vs. NE (1/19)... Made five tackles, including one for a loss in Super Bowl XLVIII vs. SEA (2/2).

2012 (JAGUARS)

Played all 16 games for the third time in his career, making four starts and totaling 32 tackles (20 solo), two sacks, three passes defended and two forced fumbles... Notched a sack and forced fumble in the season opener at MIN (9/9)... Forced a fumble and recorded a sack at OAK (10/21).

2011 (JAGUARS)

Started all 13 games in which he played and tallied 29 tackles (17 solo)... Missed games 9-11 with an ankle injury... Recorded six solo tackles at CAR (9/25).

2010 (JAGUARS)

Started all 16 games for a second consecutive season and recorded 34 tackles (24 solo), four sacks, one interception and four passes defended... Tied for fifth among AFC defensive tackles with four sacks... Recorded the first multi-sack game of his career, recording 1.5 sacks vs. PHI (9/26)... Notched five tackles vs. TEN (10/18)... Posted his first career interception at DAL (10/31).

2009 (JAGUARS)

Became the first defensive lineman in team history to start every game as a rookie... Recorded 45 tackles (34 solo), 1.5 sacks, one pass defended, one forced fumble and a fumble recovery... Played every defensive snap and added four tackles in his NFL debut at IND (9/13)... Recorded first partial sack vs. KC (11/8) and added his first full career sack vs. MIA (12/13).

COLLEGE

Started three seasons at Temple from 2005-08, totaling 184 career tackles (105 solo), seven sacks, 26 tackles for loss, three forced fumbles, six fumble recoveries and four blocked kicks in 46 games played (34 starts)... Accumulated at least 50 tackles in each of his final three seasons for the Owls, earning the team's defensive MVP honor as a junior... Served as a team captain as a senior... Played in all 12 games with 11 starts as a senior, finishing the season with 54 tackles (35 solos), five break-ups, a team-best three fumble recoveries, a blocked kick and a sack... Became Temple's first First Team All-MAC honoree in 2008.

PERSONAL

Attended Windsor (Conn.) H.S., where he was a two-year letterman at defensive end and tight end... Was high school teammates with fellow Redskins defensive lineman Chris Baker... Earned All-State honors from the coaches association and Hartford Courant All-Area accolades in 2003... Earned all-state honors in football as a junior and was named an All-CCC West League selection on the hardwood... Spent the 2004 season at Milford Academy in New Berlin, N.Y... Mother is Rochelle Knighton... Born on July 4, 1986, in Hartford, Conn.

YEAR-BY-YEAR STATS

DEFENSE

Year	Team	G	GS	Tack	Solo	Sack	PD	FF	FR
2009	Jax	16	16	45	34	1.5	1	1	1
2010	Jax	16	16	34	24	4	4	0	0
2011	Jax	13	13	29	17	0	0	0	0
2012	Jax	16	4	32	20	2	2	2	0
2013	Den	16	16	31	18	3	1	0	1
2014	Den	16	16	30	18	2	3	0	0
2015	Was	15	15	29	17	1.5	0	0	0
Career		108	96	230	148	14	11	3	2

**Tackle stats according to STATS, LLC*

ADDITIONAL

Interceptions: 1 in 2010, 1 in 2013


POSTSEASON

Year	Team	G	GS	Tack	Solo	Sack	PD	FF	FR
2013	Den	3	3	12	10	1	0	0	0
2014	Den	1	1	3	1	0	0	0	0
Career		4	4	15	11	1	0	0	0

CAREER HIGHS

SINGLE-GAME

Total Tackles:	9, at Tennessee (11/01/09)
Solo Tackles:	6, twice, last at Carolina (09/25/11)
Sacks:	1.5, vs. Philadelphia (09/26/10)
Interceptions:	1, twice, last vs. Tennessee (12/08/13)
Forced Fumbles:	1, three times, last at Oakland (10/21/12)
Fumbles Recovered:	1, twice, last at New England (11/24/13)



ARIE KOUANDJIO

GUARD
6-5 | 310
DOB: 4/23/92



ROOKIE
ALABAMA
DeMATHA CATHOLIC H.S. (HYATTSVILLE, MD.)

MILESTONES

NFL debut: 10/4/15 (vs. PHI)

TRANSACTIONS

Originally selected by the Washington Redskins in the fourth round (112th overall) of the 2015 NFL Draft.

YEAR-BY-YEAR

2015 (REDSKINS)

Inactive vs. MIA (9/13), vs. STL (9/20) and at NYG (9/24)... Made NFL debut on special teams vs. PHI (10/4)... Inactive at ATL (10/11)... Active but did not play at NYJ (10/18)... Contributed on special teams vs. TB (10/25)... Played on offense and special teams at NE (11/8)... Inactive vs. NO (11/15), at CAR (11/22), vs. NYG (11/29), vs. DAL (12/7), at CHI (12/13), vs. BUF (12/20) and at PHI (12/26)... Active but did not play at DAL (1/3).

COLLEGE

Played collegiately at Alabama from 2010-14, appearing in 40 games with 27 starts and helping the Crimson Tide to two SEC championship titles and two BCS National Championships... Started all 14 games as a senior in 2014, earning first-team All-SEC and second-team All-American honors from the Associated Press. Also earned first-team All-SEC honors from the league's coaches... As a junior in 2013, started all 13 games at left guard, blocking for an offense that produced Alabama's second-highest total yardage figure in a single season in school history... Appeared in 11 games as a sophomore in the 2012... Played in two games prior to injury as a redshirt freshman in 2011... Redshirted in 2010.

PERSONAL

Attended DeMatha Catholic H.S. in Hyattsville, Md., less than 10 miles from FedExField... Was a U.S. Army All-American in high school, ranking as the No. 15 offensive tackle in the nation by Rivals.com and 117th overall prospect as a four-star recruit in the Rivals250... Ranked second in the Rivals.com Maryland Postseason Top 20... Brother, Cyrus, played at Alabama from 2011-13 and was drafted by the Buffalo Bills in the 2014 NFL Draft... Son of Jean-Claude and Georgette Kouandjio... Emigrated from Cameroon in 1999... Name pronounced "R-ree" "KWAN-joe"... Born April 23, 1992.

YEAR-BY-YEAR STATS

GAMES/STARTS

Year	Team	GP	GS
2015	Was	3	0
Career		3	0


JOSH LERIBEUS

CENTER/GUARD
6-2 | 315
DOB: 7/2/89



4TH NFL SEASON
SMU

BERKNER H.S. (RICHARDSON, TEXAS)



MILESTONES

NFL debut: 11/4/12 (vs. CAR)... **First NFL start:** 9/25/14 (vs. NYG)

TRANSACTIONS

Selected by the Washington Redskins in the third round (71st overall) of the 2012 NFL Draft.

PRO

2012 third-round pick who played in five regular season games and an NFC Wild Card game as a rookie in 2012... Played seven games with one start in 2014.

YEAR-BY-YEAR

2015 (REDSKINS)

Contributed on special teams vs. MIA (9/13) and vs. STL (9/20)... Saw extensive action at left guard in place of injured Shawn Lauvao at NYG (9/24)... Contributed on special teams vs. PHI (10/4)... Played on offense and special teams at ATL (10/11)... Started at center in place of an injured Kory Lichtensteiger at NYJ (10/18)... Started at center in the largest come-back win (24 points) in team history vs. TB (10/25)... Started at center at NE (11/8)... Started at center vs. NO (11/15), blocking for the Redskins' first combined 300-yard passing game/200-yard rushing game since Super Bowl XXII... Started at center at CAR (11/22)... Started at center and helped Kirk Cousins throw for his fourth 300-yard game of the season in a win vs. NYG (11/29)... Started at center vs. DAL (12/7)... Started at center at CHI (12/13)... Started at center for Cousins' team-record-setting sixth 300-yard passing game of the season in a win vs. BUF (12/20)... Started at center in a division-clinching win at PHI (12/26)... Started at center in regular season finale at DAL (1/3).

2014 (REDSKINS)

Played in seven games with one start... Contributed on special teams at HOU (9/7)... Appeared in reserve vs. JAX (9/14)... Contributed in place of his injured teammates at PHI (9/21)... Made first career start at left guard vs. NYG (9/25)... Active but did not play vs. SEA (10/6), at ARI (10/12), vs. TEN (10/19), at DAL (10/27) and at MIN (11/2)... Played on offense and special teams vs. TB (11/16)... Contributed on special teams at SF (11/23) and at IND (11/30)... Inactive vs. STL (12/7), at NYG (12/14), vs. PHI (12/20) and vs. DAL (12/28).

2013 (REDSKINS)

Inactive for all 16 games.

2012 (REDSKINS)

Appeared in five regular season games in his rookie year... Was inactive for the Redskins' season-opening win at NO (9/9), at STL (9/16), and vs. CIN (9/23)... Active but did not play at TB (9/30)... Inactive vs. ATL (10/7), MIN (10/14), at NYG (10/21) and at PIT (10/28)... Made his NFL debut on special teams vs. CAR (11/4)... Played on special teams in a win vs. PHI (11/18) and at DAL (11/22)... Inactive vs. NYG (12/3), vs. BAL (12/9) and at CLE (12/16)... Played special teams in a win at PHI (12/23)... Saw significant action in place of Kory Lichtensteiger in a division-clinching win vs. DAL

(12/30), helping Alfred Morris to a career-high 200 rushing yards... Played his first career postseason games in NFC Wild Card Round vs. SEA (1/6), replacing an injured Kory Lichtensteiger early in the contest.

COLLEGE

Played in 36 games with 28 starts in three seasons at Southern Methodist, where he blocked for 2011 Conference USA leading rusher Zach Line (1,224 rushing yards)... In 2011, started all 13 games at left guard and was a member of a Mustangs offense that averaged 274.8 passing yards per game (third in C-USA)... As a sophomore in 2009, started all 13 games at left guard and was named an honorable mention All-C-USA selection by the league's coaches... Blocked for an offense that set single-season school records in total offense (5,093), passing yards (3,666) and points (380)... Helped lead the Mustangs to their first bowl appearance since 1984, defeating Nevada, 45-10, in the 2009 Hawaii Bowl... In 2008, following a redshirt year, played in 10 games with two starts, blocking for an offense that passed for a school-record-tying 29 touchdowns.

PERSONAL

Attended Berkner H.S. in Richardson, Texas... Was named an All-Area selection by The Dallas Morning News following his senior season at Berkner... Was rated the 23rd-best guard prospect in America by ESPN.com... Was one of the top 25 offensive lineman in the state according to Dave Campbell's Texas Football and was labeled a "Player to Watch" by the same publication... Ranked No. 41 on the DMN's Area Top 100 list... Was a three-star Rivals.com and Scout.com prospect... Was ranked the No. 60 offensive guard in the nation by Scout.com and No. 63 by Rivals... Last name pronounced luh-REE-bus... Decorated gingerbread houses with Pediatric Oncology patients at INOVA Fairfax in 2014... In 2013, participated in Tyler Polumbus' Tyler's Kids Outreach Football Camp at Redskins Park... Born on July 2, 1989.


YEAR-BY-YEAR STATS

GAMES/STARTS

Year	Team	GP	GS
2012	Was	5	0
2014	Was	7	1
2015	Was	16	11
Career		28	12

POSTSEASON

2012 (WAS): 1 G



KORY LICHTENSTEIGER

CENTER
6-2 | 296
DOB: 3/22/85



7TH NFL SEASON
BOWLING GREEN
CRESTVIEW H.S. (CONVOY, OHIO)

HONOR ROLL

Redskins Ed Block Courage Award (2012)

MILESTONES

NFL debut: 9/8/08 (at OAK)... **First start:** 9/26/10 (at STL)... **Redskins debut:** 9/12/10 (vs. DAL)

TRANSACTIONS

Originally selected by the Denver Broncos in the fourth round (108th overall) of the 2008 NFL Draft... Waived by the Broncos on September 4, 2009... Claimed off waivers by the Minnesota Vikings on September 6, 2009... Waived by the Vikings on September 29, 2009... Signed with the Washington Redskins as a free agent on January 11, 2010... Re-signed with the Redskins as a restricted free agent on March 20, 2012... Re-signed with the Redskins on March 11, 2013.

PRO

Versatile interior lineman who has seen action at both the guard and center positions during his career... Entered 2015 having played in 85 career regular season games with 67 starts... Named the team's Ed Block Courage Award recipient in 2012 after returning from a season-ending knee injury in 2011.

YEAR-BY-YEAR

2015 (REDSKINS)

Started at center and helped the Redskins rush for 161 yards vs. MIA (9/13)... Helped the Redskins post 182 rushing yards in a start at center vs. STL (9/20)... Started at center at NYG (9/24)... Started at center vs. PHI (10/4), helping the offense go 90 yards on its final drive for a come-from-behind victory... Started at center at ATL (10/11)... Inactive with multiple injuries at NYJ (10/18) and vs. TB (10/25)... Inactive at NE (11/8)... Placed on Reserve/Injured list on Nov. 10 with a designation to return... Activated during NFC Wild Card week on Jan. 5.

2014 (REDSKINS)

Started all 16 games at center. As of the end of the season, had started each of the Redskins' last 48 regular season contests at either center or guard dating back to 2012... Started at center at HOU (9/7)... Started at center vs. JAX (9/14), helping the Redskins to 41 points and 449 net yards... Started at center and blocked for Kirk Cousins' 427-yard passing day at PHI (9/21)... Started at center vs. NYG (9/25), vs. SEA (10/6) and at ARI (10/12)... Started at center in a comeback win vs. TEN (10/19)... Started at center in an overtime win at DAL (10/27), helping Colt McCoy and the Redskins to 409 total yards... Started at center at MIN (11/2) and vs. TB (11/16)... Started at center and helped Alfred Morris post 125 rushing yards at SF (11/23)... Started at center and helped protect for Colt McCoy's career-high 392 passing yards at IND (11/30)... Started at center vs. STL (12/7), at NYG (12/14), vs. PHI (12/20) and vs. DAL (12/28).

2013 (REDSKINS)

Started at left guard and helped quarterback Robert Griffin III pass for 329

yards vs. PHI (9/9)... Started at left guard and helped the Redskins produce a 300-yard passer and 100-yard rusher at GB (9/15)... Started at left guard vs. DET (9/22) and helped Griffin III throw for 300 yards for a third consecutive week... Started at left guard at OAK (9/29) and helped the team to its first win of the season... Started at left guard at DAL (10/13), helping Washington post more than 200 yards both rushing and passing... Started at left guard vs. CHI (10/20), helping the Redskins post 499 yards and 45 points... Started at left guard at DEN (10/27)... Started at left guard vs. SD (11/3) as the Redskins posted 500 yards of offense... Started at left guard and helped the Redskins to 191 rushing yards at MIN (11/7)... Started at left guard in another 400-yard offensive performance at PHI (11/17)... Started at left guard vs. SF (11/25), vs. NYG (12/1) and vs. KC (12/8)... Started at left guard at ATL (12/15) and helped Kirk Cousins throw for 381 yards... Started at left guard vs. DAL (12/22), his 50th career NFL start... Started at left guard at NYG (12/29).

2012 (REDSKINS)

One season after suffering a season-ending knee injury, returned to start all 16 regular season games at left guard... Named the recipient of the team's Ed Block Courage Award... Started at left guard in a season-opening win at NO (9/9), returning to action for the first time since his knee injury and helping Robert Griffin III pass for 320 yards... Started at left guard and helped the Redskins rush for 176 rushing yards at STL (9/16)... Started at left guard vs. CIN (9/23) and at TB (9/30)... Started and helped Alfred Morris to a second consecutive 100-yard rushing day vs. ATL (10/7)... Started and helped the Redskins rush for 183 yards vs. MIN (10/14)... Started at NYG (10/21), contributing to the team's 248 rushing yards and 480 yards of total offense... Started at PIT (10/28) and vs. CAR (11/4)... Started in a win vs. PHI (11/18) and helped Griffin III post a perfect passer rating... Started at left guard in a Thanksgiving Day win at DAL (11/22), helping Griffin III become the first player in team history to throw four touchdown passes in consecutive games... Started at left guard and helped the Redskins rush for 207 yards in a win vs. NYG (12/3) on Monday Night Football... Started at left guard and helped Washington rush for 172 yards in a win vs. BAL (12/9)... Started and blocked for Kirk Cousins' 329-yard starting debut in a win at CLE (12/16)... Started in a win at PHI (12/23)... Started and helped Morris break the single-season team record for rushing yardage with a 200-yard effort in a division-clinching win vs. DAL (12/30)... Started at left guard in the NFC Wild Card Round vs. SEA (1/6), his first career playoff game.

2011 (REDSKINS)

Started in all five games in which he played before suffering a knee injury... Started at left guard vs. NYG (9/11) in helping the Redskins to a season-opening win... Started at left guard vs. ARI (9/18) and helped pave the way for a running attack that totaled 35 carries for 172 yards (4.9 avg.)... Started at left guard at DAL (9/26) and helped protect quarterback Rex Grossman, who passed for 250 yards... Started at left guard at STL (10/2) and helped block for a rushing attack that totaled 196 yards, a season-high... Started at left guard vs. PHI (10/16) before suffering a first-half knee injury... Placed on Reserve/Injured List on Oct. 17.

2010 (REDSKINS)

Played in all 16 regular season games and made a career-high 14 starts... Saw action at left guard vs. DAL (9/12)... Rotated at left guard vs. HOU (9/19)... Made his first career start, opening the game at left guard at STL (9/26) and helped open holes for Washington's backs to gain 116 yards on

the ground. Cleared the way for running backs Ryan Torain and Clinton Portis to average 6.6 and 6.3 yards per carry, respectively... Started at left guard at PHI (10/3) and opened holes for the team to rush for a season-high 169 yards (4.8 avg.). Limited the Eagles to one sack... Opened the game at left guard vs. GB (10/10). Provided protection for Donovan McNabb to throw 357 yards and one touchdown... Started at left guard vs. IND (10/17) and opened holes for Ryan Torain to gain the first 100-yard rushing game of his career... Started at left guard at CHI (10/24). Cleared the way for Ryan Torain to rush for a career-high 125 yards and average six yards per carry... Opened the game at left guard at DET (10/31)... Started at left guard vs. PHI (11/15). Opened at left guard at TEN (11/21). Played both guard positions due to injuries on the offensive line. Provided protection for quarterback Donovan McNabb to complete 30-of-50 passing attempts for 376 yards and one touchdown... Started at left guard vs. MIN (11/28)... Opened the game at left guard at NYG (12/5). Provided protection for quarterback Donovan McNabb to complete 26-of-44 passing attempts for 296 yards and one touchdown... Started at left guard vs. TB (12/12) and opened holes for running back Ryan Torain to set a career high with 172 yards on 24 carries (7.2 avg.), including 158 yards in the first half and 121 in the first quarter. Provided protection for Donovan McNabb to complete 22-of-35 passing attempts for 228 yards, two touchdowns and have a 100.7 passer rating... Started at left guard at DAL (12/19). Provided protection for quarterback Rex Grossman to complete 25-of-43 passing attempts for 322 yards and a career-high four touchdowns... Opened at left guard at JAX (12/26)... Started at left guard vs. NYG (1/2). Provided protection for quarterback Rex Grossman to complete 26-of-44 passing attempts for 336 yards and two touchdowns.

2009 (VIKINGS)

Claimed off waivers by the Vikings on September 6, 2009... Was inactive at CLE (9/13), at DET (9/20) and vs. SF (9/27)... Waived by the Vikings on September 29, 2009.

2008 (BRONCOS)

Played in all 16 regular season games... Primarily played on special teams and also saw action as an H-Back in goal-line situations.

COLLEGE

Received All-MAC honors during each of his four seasons at Bowling Green State (2003-07)... Named a finalist for the Rimington Trophy (nation's best center) as a senior... Earned first-team All-MAC honors at center in each of his final two seasons... Posted the highest blocking consistency (85.6 percent) of any center in the country during his time at Bowling Green State according to NFLDraftScout.com... Played guard his first two seasons at Bowling Green State.

PERSONAL

Named All-Northwest Conference Lineman of the Year as well as an all-state selection during his junior and senior seasons at Crestview High School in Convo, Ohio... First-team all-conference pick as an offensive and defensive lineman at Crestview... Had 125 tackles and eight sacks during his senior year after registering 100 tackles and six sacks his junior year... Earned four letters in basketball... Has been active with the Washington Redskins Charitable Foundation, participating in Redskins Youth Fitness Zone at the Boys & Girls Clubs of Loudoun County, the Mickey Steele Memorial Golf Outing, DC101 Chili Cook-Off benefiting the National Kidney Foundation, Hometown Huddle, Harvest Feast and more throughout his seasons in Washington... Participated in the team's 80th Anniversary Thank You Tour throughout Virginia, Maryland and Washington, D.C. in 2012... Volunteered his time to read "A Little Skins Football Story" to the Redskins Kids Club in April 2013... In 2013, participated in the Redskins' Kids Club Reading Combine, helped with the Adopt a Child Shopping Spree and participated in Cakes Against Cancer at INOVA hospital, which provides cakes to children undergoing treatment for cancer... In 2014, assisted teammate Tyler Polumbus at Tyler's Kids Outreach Extreme Recess, a football camp for children with physical and developmental disabilities. Also raised money and awareness for diabetes research in the JDRF Walk For the Cure and participated in Robert Griffin III's Friday Night Lights camp for 300 boys and girls at Anacostia (D.C.) High School... Has one older brother, Kirk, and one younger brother, Luke... Earned a bachelor's degree in criminal justice... Married to his wife, Mandi, and has four sons: Ayden, Kale, Beau and Mack... Born on March 22, 1985, in Van Wert, Ohio.

YEAR-BY-YEAR STATS

GAMES/STARTS

Year	Team	G	GS
2008	Den	16	0
2010	Was	16	14
2011	Was	5	5
2012	Was	16	16
2013	Was	16	16
2014	Was	16	16
2015	Was	5	5
Career		90	72

POSTSEASON


2012 (WAS): 1 G (GS)

SPENCER LONG

GUARD
6-5 | 311
DOB: 11/8/90



2ND NFL SEASON
NEBRASKA
ELKHORN (NEB.) H.S.



MILESTONES

NFL debut: 9/21/14 (at PHI)... **First NFL start:** 10/4/15 (vs. PHI)

TRANSACTIONS

Selected by the Washington Redskins in the third round (78th overall) of the 2014 NFL Draft.

YEAR-BY-YEAR

2015 (REDSKINS)

Inactive vs. MIA (9/13), vs. STL (9/20) and at NYG (9/24)... Made first NFL start at left guard vs. PHI (10/4), helping the offense go 90 yards on its final drive for a come-from-behind victory... Started at left guard at ATL (10/11) and at NYJ (10/18)... Started at left guard in the largest comeback win (24 points) in team history vs. TB (10/25)... Started at left guard at NE (11/8)... Started at left guard vs. NO (11/15), blocking for the Redskins' first combined 300-yard passing game/200-yard rushing game since Super Bowl XXII... Started at left guard at CAR (11/22)... Started at left guard and helped Kirk Cousins throw for his fourth 300-yard game of the season in a win vs. NYG (11/29)... Started at left guard vs. DAL (12/7)... Started at left guard in a win at CHI (12/13)... Started at left guard for Cousins' team-record-setting sixth 300-yard passing game of the season in a win vs. BUF (12/20)... Started at left guard in a division-clinching win at PHI (12/26)... Started at left guard in regular season finale at DAL (1/3).

2014 (REDSKINS)

Played in five games as a rookie... Inactive at HOU (9/7) and vs. JAX (9/14)... Made NFL debut on special teams at PHI (9/21)... Played on offense and special teams vs. NYG (9/25)... Inactive vs. SEA (10/6), at ARI (10/12), vs. TEN (10/19), at DAL (10/27), at MIN (11/2) and vs. TB (11/16)... Active but did not play at SF (11/23)... Inactive at IND (11/30)... Active but did not play vs. STL (12/7)... Appeared on special teams at NYG (12/14)... Contributed on offense and special teams vs. PHI (12/20) and vs. DAL (12/28).

COLLEGE

Played at Nebraska from 2009-13, blossoming from a walk-on into starting all 33 career games in which he played for the Huskers... As a senior in 2013, started the first six games at right guard before suffering a knee injury at Purdue... In 2012, was a consensus first-team All-Big Ten honoree after starting every game at right guard for a second straight season and helping the Nebraska offense lead the Big Ten in both rushing offense and total offense. Earned second-team All-American honors from the Associated Press and Walter Camp... Started every game in 2011, helping the Huskers top 200 rushing yards seven times, including a trio of 300-yard rushing games (Washington, Wyoming and a season-high 346 yards at Minnesota). Earned second-team All-Big Ten honors from the media... Redshirted as a walk-on in 2009 and did not appear in game action in 2010... One of 16 football student-athletes to earn prestigious National Football Foundation Scholar-Athlete Awards, which carries an \$18,000 postgraduate scholarship, which he intends to put toward medical school.

PERSONAL

Attended Elkhorn (Neb.) H.S., where he helped the Antlers to a 7-3 record in their first season of Class A participation in 2008... Was an honorable-mention all-area selection... Was also a member of the Antlers' 2008 state championship baseball team. Thrice named an Academic All-Big Ten selection and was a Capital One/CoSIDA First-Team Academic All-American in 2013... Son of Doug and Ann Long. Brother, Jake, was his teammate at Nebraska... Born Nov. 8, 1990.

COMMUNITY

Quickly became involved in the community as a rookie in 2014... Raised money for Redskins Read book drive to help promote literacy... Assisted teammate Tyler Polumbus at Tyler's Kids Outreach Extreme Recess, a football camp for children with physical and developmental disabilities... Stressed the importance of staying on the right path on a panel at the Fairfax Juvenile Detention Center... Visited hematology patients at a Washington, D.C. Ronald McDonald House... Welcomed Richmond children to training camp at the Bon Secours training camp facility in Richmond... Greeted fans before a cooking demonstration and Q&A about healthy eating habits at Fit Fest in Richmond.

YEAR-BY-YEAR STATS

GAMES/STARTS

Year	Team	G	GS
2014	Was	5	0
2015	Was	13	13
Career		18	13

COLT MCCOY

QUARTERBACK
6-1 | 215
DOB: 9/5/86



6TH NFL SEASON
TEXAS

JIM NED H.S. (TUSCOLA, TEXAS)



MILESTONES

NFL debut: 10/17/10 (at PIT)... **First NFL start:** 10/17/10 (at PIT)... **Redskins debut:** 10/19/14 (vs. TEN)... **First win as starter:** 10/24/10 (at NO, 30-17)... **First fourth-quarter comeback win:** 9/25/11 (at MIA, 17-16)... **First completion:** 10/17/10 (at PIT, 8 yards to Brian Robiskie)... **First passing TD:** 10/17/10 (at PIT, 12 yards to Benjamin Watson)... **First multi-passing TD game:** 12/19/10 (at CIN, 2)... **First 300 yard passing game:** 10/2/11 (vs. TEN, 350)... **First rushing touchdown:** 11/7/10 (vs. NE, 16 yards)

TRANSACTIONS

Selected by the Cleveland Browns in the third round (85th overall) of the 2010 NFL Draft... Traded to the San Francisco 49ers on April 1, 2013... Signed with the Washington Redskins as an unrestricted free agent on April 3, 2014... Re-signed with the Redskins on March 19, 2015.

PRO

Entered 2015 having appeared in 33 regular season games with 25 starts, completing 501-of-831 passes (60.3 percent) for 5,458 yards with 25 touchdowns as of the conclusion of the 2014 season.

YEAR-BY-YEAR

2015 (REDSKINS)

Active but did not play in Weeks 1-9... Saw action in reserve vs. NO (11/15)... Active but did not play in Weeks 11-16... Completed 7-of-11 passes for 128 yards with a touchdown in a little more than two quarters of play at DAL (1/3). Completed a 71-yard touchdown pass to Rashad Ross, the longest completion of his career.

2014 (REDSKINS)

Appeared in five games with four starts, completing 91-of-128 passes (71.7 percent) for 1,057 yards with four touchdowns and a team-high passer rating of 96.4... Inactive at HOU (9/7), vs. JAX (9/14). Active but did not play at PHI (9/21), vs. NYG (9/25), vs. SEA (10/6) and at ARI (10/12)... Entered in relief vs. TEN (10/19) and completed 11-of-12 passes for 128 yards with one touchdown and a passer rating of 138.9. Engineered the second fourth-quarter comeback win of his career and his first since Sept. 25, 2011 vs. Miami as a member of the Cleveland Browns. With a 70-yard touchdown pass to Pierre Garçon on his first attempt, became the first Redskins player to throw a touchdown pass on his first pass attempt with the team since wide receiver Brandon Banks (Dec. 11, 2011 vs. NE)... Made his first start as a member of the Redskins in overtime win at DAL (10/27), his first NFL start since Dec. 8, 2011 as a member of the Cleveland Browns. Completed 25-of-30 passes for 299 yards and a passer rating of 94.3. Completion percentage of 83.3 was the highest of his career among games he has started and was the fourth-highest completion percentage by a Redskins quarterback with at least 20 attempts since the 1970 AFL-NFL merger. Scored on a seven-yard run in the third quarter, the second rushing touchdown of his career and his first since Nov. 7, 2010 as a member of the Browns. Earned GMC Never Say Never Moment of the Week for his performance... Active but did not play at MIN (11/2), vs. TB (11/16) and at SF (11/23)... Started at IND (11/30) and completed 31-of-47 passes with a passer rating of 113.1 and set career highs in passing yards (392) and passing touchdowns (three).

The 300-yard passing effort was the second of his career and his first since Oct. 2, 2011... Started and completed 20-of-32 passes for 199 yards with two interceptions vs. STL (12/7)... Started and completed four-of-seven passes for 39 yards at NYG (12/14) before exiting the game with a neck injury. Also recorded a 19-yard run, his longest rush since posting a career-long 20-yarder as a member of the Cleveland Browns on Nov. 27, 2011.

2013 (49ERS)

Appeared in relief in four games, throwing one pass — a 13-yard completion to Bruce Miller at JAX (10/27).

2012 (BROWNS)

Saw action in three games... Completed 9-of-17 attempts for 79 yards and one touchdown in an appearance at DEN (12/23).

2011 (BROWNS)

Started all 13 games in which he appeared... Completed 265-of-463 passes for 2,733 yards with 14 touchdowns and 11 interceptions... Threw a touchdown pass in each of the Browns' first five games, the first Brown to do so since Derek Anderson in 2007... Completed 19-of-39 passes for 210 yards and two touchdowns vs. MIA (9/25), as he completed a 14-yard touchdown pass to WR Mohamed Massaquoi with :43 remaining in regulation to lift the Browns to a 17-16 victory. Connected on 9-of-13 passes for 75 yards on the game-winning drive... Set Browns single-game records with 40 completions and 61 attempts for a career-high 350 yards vs. TEN (10/2). His 350 yards passing were the most by a Brown since Derek Anderson threw for 364 yards in November 2007... Tied his career-high for touchdown passes in a game with two in four contests.

2010 (BROWNS)

Played in eight games, starting all eight... Completed 135-of-222 passes for 1,576 yards and six touchdowns, setting a Browns rookie record with a 60.8 completion percentage and 74.5 passer rating. Led all NFL rookies in completion percentage... Made NFL debut at PIT (10/17), completing 23-of-33 passes for 281 yards and one touchdown. Also added 22 yards rushing on four carries... Earned his first win as an NFL starter at NO (10/24), as he completed 9-of-16 passes for 74 yards in a 30-17 victory. Also caught his first career pass for a 13-yard gain from RB Peyton Hillis... Recorded a 101.6 QB rating vs. NE (11/7), completing 14-of-19 passes for 174 yards while adding his first career rushing touchdown, a 16-yard scamper, to help beat the Patriots... Threw for 241 yards on 17-of-28 passing with a touchdown and carried four times for a career-high 39 yards at JAX (11/21)... Completed 19-of-25 passes for 243 yards with two touchdowns, resulting in a career-high passer rating of 132.6 at CIN (12/19).

COLLEGE

Starred at Texas from 2006-09, earning 45 victories in 53 career starts to finish as the winningest quarterback in NCAA history at the time... Completed 1,157-of-1,645 passes for 13,253 yards with 112 touchdowns and 45 interceptions, while adding 447 rushes for 1,571 yards and 20 touchdowns... At the time, was the only quarterback in college annals to win at least 10 or more games in each of his four seasons... Finished his collegiate career owning 47 school records... Career pass completion percentage of 70.33 ranked second in NCAA history behind Colt Brennan (70.39)... His 13,253 passing yards ranked sixth in college football annals and his 112

passing touchdowns ranked seventh all-time in NCAA history... As a senior in 2009, received the Maxwell Award, Davey O'Brien Award and Johnny Unitas Golden Arm Award. Also was named the Big-12 Player of the Year... Completed 332-of-470 passes for 3,521 yards, 27 touchdowns and 12 interceptions in 2009... In 2008, completed a school-record 332 completions on 433 attempts, setting an NCAA season-record with his completion percentage of 76.67 and threw for a career-high 3,859 yards and 34 touchdowns... Completed 276-of-424 passes for 3,303 yards, 22 touchdowns and a passer rating of 139.16 in 2007... Named Big 12 Offensive Freshman of the Year and All Big-12 Second Team, completing 217-of-318 passes for 2,570 yards and 29 touchdowns in 2006.

women's basketball coach... Brother, Case, played quarterback at Texas as well... Graduated with a degree in sports management... In 2014, participated in Robert Griffin III's Friday Night Lights camp for 300 boys and girls at Anacostia (D.C.) High School, volunteered at the Redskins' annual All-Star Survivors Celebration, participated in the Get the Ball Rolling Flag Football Experience with 120 middle school students at Redskins Park and distributed Thanksgiving food to 3,000 Prince George's County residents in need at the team's annual Harvest Feast... Born Daniel Colt McCoy on Sept. 5, 1986 in Hobbs, N.M.

PERSONAL

Attended Jim Ned H.S. in Tuscola, Texas, where his father, Brad, served as head coach of the football team. Was a two-time Associated Press 2A Offensive MVP and first-team all-state pick... Finished his prep career as the all-time leading passer in Texas 2A history and sixth overall across all size classifications in Texas history, completing 536-of-849 pass attempts for 9,344 yards and 116 touchdowns... Was also a four-year starter in basketball and was an all-state selection as a junior... Was a three-time regional qualifier in track, including the mile relay and 110M hurdles. His wife, Rachel, was a middle-distance track and field athlete for Baylor University... Grandfather, Burl McCoy, is a member of the Abilene Christian University Sports Hall of Fame for his exploits both as an athlete and as the former

CAREER HIGHS

SINGLE-GAME

Pass Attempts:	61, vs. Tennessee (10/02/11)
Pass Completions:	40, vs. Tennessee (10/02/11)
Yards Passing:	392, at Indianapolis (11/30/12)
Long (Passing):	71t, at Dallas (01/03/16)
Passing Touchdowns:	3, at Indianapolis (11/30/12)
Passer Rating:	138.9, vs. Tennessee (12 att., 10/19/14)
Carries:	9, vs. Seattle (10/23/11)
Rushing Yards:	39, at Jacksonville (11/21/10)
Long (Rushing):	20, at Cincinnati (11/27/11)
Rushing Touchdowns:	1, twice, last at Dallas (10/27/14)

YEAR-BY-YEAR STATS

PASSING


Year	Team	G	GS	Att	Comp	Pct	Yds	Yd/A	TD	Int	Lg	Rate
2010	Cle	8	8	222	135	60.8	1576	7.1	6	9	47	74.5
2011	Cle	13	13	463	265	57.2	2733	5.9	14	11	56	74.6
2012	Cle	3	0	17	9	52.9	79	4.6	1	0	21	85.2
2014	Was	5	4	128	91	71.1	1057	8.3	4	3	70t	96.4
2015	Was	2	0	11	7	63.6	128	11.6	1	0	71t	133.9
Career		35	25	842	508	60.3	5586	6.6	26	23	71t	78.9

RUSHING

Year	Team	Att	Yds	Avg	Lg	TD
2010	Cle	28	136	4.9	18	1
2011	Cle	61	212	3.5	20	0
2012	Cle	4	15	3.8	15	0
2013	SF	6	-6	-1	-1	0
2014	Was	16	66	4.1	20	1
2015	Was	3	-3	-1	-1	0
Career		118	420	3.6	20	2

ADDITIONAL

Record as Starter: 7-18 (0.280) career; 1-3 (0.250) with Redskins
Fumbles-Lost: 1-0 in 2010, 11-2 in 2011, 5-1 in 2014, 1-0 in 2015
Fourth Quarter Comeback Wins: 2 (9/25/11 vs. MIA, 10/19/14 vs. TEN)
300-Yard Passing Games: 2 (1 in 2011, 1 in 2014)



ALFRED MORRIS

RUNNING BACK
5-10 | 224
DOB: 12/12/88



4TH NFL SEASON
FLORIDA ATLANTIC
PINE FOREST H.S. (PENSACOLA, FLA.)

HONOR ROLL

Two-time Pro Bowl selection (2013-14 seasons)
Redskins Walter Payton Man of the Year (2013)
Second-team *Associated Press* All-Pro (2012)
PFW/PFWA All-Rookie Team (2012)

MILESTONES

NFL debut: 9/9/12 (at NO)... **First rushing TD:** 9/9/12 (at NO, 1 yard)...
First multi-TD game rushing: 9/9/12 (at NO, 2)... **First 100-yard rushing game:** 9/30/12 (at TB, 113 yards)... **First 200-yard rushing game:** 12/30/12 (vs. DAL, 200 yards)... **First reception:** 9/30/12 (at TB, -4 yards from Robert Griffin III)

TRANSACTIONS

Selected by the Washington Redskins in the sixth round (173rd overall) of the 2012 NFL Draft.

PRO

Entered 2015 having started all 48 regular season games and one postseason game in his first three NFL seasons from 2012-14... His 2,888 rushing yards from 2012-13 were second in the NFL to only Adrian Peterson. His 2,888 yards in those years rank ninth-most in NFL history among players in their first two seasons.... In his debut season, set the Redskins single-season rushing record with 1,613 yards on 335 carries and 13 touchdowns, all team rookie records... His 1,613 rushing yards as a rookie were second-most in the NFL in 2012 behind only MVP Adrian Peterson and were the third-most by a rookie in NFL history, behind Eric Dickerson and George Rogers.

YEAR-BY-YEAR

2015 (REDSKINS)

Gained game-high 121 rushing yards on 25 carries vs. MIA (9/13), recording his 12th career 100-yard rushing game to tie him with Earnest Byner, Terry Allen and George Rogers for fifth-most in franchise history. Became the sixth player in franchise history to reach 4,000 career rushing yards as a member of the Redskins, joining John Riggins, Clinton Portis, Larry Brown, Stephen Davis and Terry Allen... Started vs. STL (9/20), recording 18 carries for 59 yards and pushing him past Allen for fifth-most career rushing yards in team history... Rushed for 19 yards on six carries at NYG (9/24)... Recorded 17 carries for 62 yards vs. PHI (10/4), including a 16-yard gain to jump start the Redskins' 90-yard game-winning drive... Rushed eight times for 15 yards at ATL (10/11)... Gained 21 yards on 11 carries and caught one pass for 11 yards at NYJ (10/18)... Carried six times for five yards and caught one pass for two yards in the largest comeback win (24 points) in team history vs. TB (10/25)... Rushed four times for 10 yards at NE (11/8)... Gained 92 yards on 15 carries and caught three passes for 14 yards in a win vs. NO (11/15)... Limited with a rib injury to two carries at CAR (11/22)... Recorded 78 rushing yards on 23 carries in a win vs. NYG (11/29). Moved past Earnest Byner (990) for sixth-most rushing attempts in team history and became only the sixth player to record 1,000 carries with the Redskins (John Riggins, Clinton Portis, Larry Brown, Stephen Davis

and Terry Allen)... Gained 12 yards on six carries vs. DAL (12/7)... Gained 24 yards on 11 carries with a touchdown at CHI (12/13)... Led team with 84 yards on 14 carries including a career-long 48-yard run in a win vs. BUF (12/20)... Rushed 17 times for a team-high 49 yards in a division-clinching win at PHI (12/26)... Gained 100 yards on 19 carries at DAL (1/3). The 100-yard rushing game was the 13th of his career, pushing him past Earnest Byner, Terry Allen and George Rogers for sole possession of fifth-most in team history.

2014 (REDSKINS)

Started all 16 games for a third straight season, gaining 1,074 rushing yards on 265 carries and posting career highs in receptions (17) and receiving yards (155)... Earned his second consecutive Pro Bowl berth, becoming the first Redskins running back selected to consecutive Pro Bowls since Stephen Davis in 1999-2000... Started at HOU (9/7), gaining 91 yards on 14 carries (6.5 avg.)... Started vs. JAX (9/14), gaining 85 yards on 22 carries (3.9 avg.) with two touchdowns. Eclipsed the 3,000-yard career rushing mark in his 34th career game, the fastest in team history. Scored his 22nd career rushing touchdown, tying Don Bosseler for ninth in team history... Gained 77 yards on 23 carries at PHI (9/21) and entered the Top 10 in career rushing yardage in Redskins history, surpassing Don Bosseler (3,112)... Recorded 12 carries for 63 yards with a touchdown vs. NYG (9/25), passing Ladell Betts (3,176) for ninth-most rushing yardage in franchise history and tying him with Cliff Battles (23) for eighth-most rushing touchdowns in franchise history. Also matched his previous career highs in receptions (three) and receiving yards (27)... Started and gained 29 yards on 13 carries vs. SEA (10/6)... Started and rushed for 41 yards on 13 carries and caught one pass for 14 yards at ARI (10/12)... Started and recorded 18 carries for 54 yards (3.0 avg.) vs. TEN (10/19)... Started and gained 73 yards on 18 rushing attempts at DAL (10/27), passing Mike Thomas (3,359) for No. 8 on the Redskins' all-time rushing yardage list in the process. Scored his fourth rushing touchdown of the year on a five-yard touchdown run, the 24th of Morris' career, pushing him past Cliff Battles (23) into sole possession of eighth place on the Redskins' all-time list. Extended his streak of consecutive games against Dallas with at least one rushing touchdown to five games, the longest in team history. Recorded a season-long 29-yard carry in the third quarter... Started and gained a then-season-high 92 yards on 19 carries and matched season high with two rushing touchdowns at MIN (11/2). Passed Earnest Byner for sole possession of seventh in team history with his 26th career rushing touchdown. Recorded rushing touchdowns in consecutive games for the first time since Weeks 8-9 of the 2013 season... Started and recorded 96 rushing yards on 20 carries and posted a career-high 36 receiving yards on two receptions vs. TB (11/16). Passed Cliff Battles (3,511) for seventh-most career rushing yards in team history and passed Don Bosseler (775) and Ladell Betts (776) for ninth-most rushing attempts in team history... Recorded a season-high 125 rushing yards on 21 carries with one rushing touchdown in a start at SF (11/23). Was his 11th career 100-yard rushing game and his first since Week 10 of the 2013 season at Minnesota... Started at IND (11/30) and gained 67 yards on 17 carries (3.9 avg.) and added three receptions for 16 yards... Gained six yards on eight carries and caught one pass for 11 yards in a start vs. STL (12/7)... Started and accrued 49 yards on 14 carries at NYG (12/14)... Started and gained 83 yards on 21 carries with one touchdown vs. PHI (12/20). Broke the 1,000-yard mark on the day, becoming only the fourth player in Redskins history to post three career 1,000-yard rushing seasons with the Redskins (Clinton Portis, 4; John Riggins, 4; Stephen Davis, 3). Joined Ste-

phen Davis (1999-2001) as the only players in team history to rush for 1,000 yards in three consecutive seasons... Started vs. DAL (12/28) and gained 43 yards on 12 carries, passing Earnest Byner (3,950) for sixth-most rushing yards in team history.

2013 (REDSKINS)

Started all 16 games, rushing 276 times for 1,275 yards (4.6 avg.) with seven touchdowns... Started and rushed 12 times for 45 yards (3.8 avg.) with one touchdown vs. PHI (9/9)... Started and posted his eighth career 100-yard rushing game at GB (9/15), carrying 13 times for 107 yards with a career-high 8.2 avg. per carry... Started vs. DET (9/22) and recorded 73 yards on 15 carries (4.9 avg.) and scored the 15th rushing touchdown of his career on a 30-yard run in the second quarter... Started at OAK (9/29) and registered 71 yards on 16 carries (4.4 avg.)... Started at DAL (10/13) and rushed for 81 yards and matched his then-season high with 16 carries (5.1 avg.). Scored his third rushing touchdown of the season on a then-career-long 45-yard run in the third quarter... Had game highs in carries (19) and rushing yards (95) vs. CHI (10/20)... Started and rushed for 93 yards on 17 carries (5.5 avg.) and a touchdown at DEN (10/27)... Started and recorded his ninth career 100-yard rushing game vs. SD (11/3), carrying 25 times for 121 yards (4.8 avg.) and a touchdown... Started and posted season highs in rushing attempts (26) and rushing yards (139) at MIN (11/7). The 100-yard game was the 10th of Morris' career, tying him with Clinton Portis for eighth-most 100-yard rushing games in team history. He posted consecutive 100-yard rushing games for the first time since posting three straight in Weeks 12-14 last season... Started and gained 93 yards on 22 carries (4.2 avg.) at PHI (11/17)... Started and gained 52 yards on 14 carries (3.7 avg.) vs. SF (11/25)... Started and rushed 11 times for 26 yards (2.4 avg.) and a touchdown vs. NYG (12/1). Also added career highs in receptions (three) and receiving yards (27)... Started and gained 31 yards on 12 carries (2.6 avg.) vs. KC (12/8)... Started and rushed 18 times for 98 yards (5.4 avg.) at ATL (12/15)... Started and gained 88 yards on 24 carries and added a rushing touchdown vs. DAL (12/22). Became the 13th player in team history to rush for 20 career touchdowns with the Redskins... Started and gained 62 rushing yards on 16 carries (3.9 avg.) at NYG (12/29). Also added two receptions for 21 yards (10.5 avg.).

2012 (REDSKINS)

Selected by the Redskins with the draft pick received from Minnesota in exchange for QB Donovan McNabb... Started all 17 games (including post-season) for Washington and rushed 335 times for 1,613 yards and 13 touchdowns, all team rookie records. His 1,613 rushing yards broke Clinton Portis' team record (1,516 in 2005) and were the third highest total by a rookie in NFL history... Named a Pro Bowl Alternate... Started at running back in his NFL debut in a season-opening win at NO (9/9), finishing the game with 28 carries for 96 yards and the first two touchdowns of his career. Became the third Redskins rookie since the merger to score a rushing touchdown in Week 1, joining Michael Westbrook (1995) and Kelvin Bryant (1986)... Started at running back at STL (9/16) and had 16 carries for a team-high 89 yards, in the process becoming the first Redskins running back to post 85-plus-yard games in Weeks 1-2 since Stephen Davis in 1999... Started at running back vs. CIN (9/23), registering 17 rushing attempts for 78 yards and one touchdown on the ground. His third touchdown in the first three weeks made him the first Redskins rookie to score three rushing touchdowns in the first three weeks since Ray McDonald (1967)... Started at running back at TB (9/30), notching his first 100-yard rushing day with 113 yards on 21 carries (5.4 avg.). He and Robert Griffin III became the first pair of rookie teammates in NFL history to each rush for four touchdowns over their team's first four games, according to the Elias Sports Bureau... Started vs. ATL (10/7), and had a then-career-high 115 yards on 18 carries. He joined Eric Dickerson as the only rookies in NFL history to rush for at least 75 yards in each of their team's first five games, according to the Elias Sports Bureau. He joined Larry Brown (1972), John Riggins (1983), George Rogers (1986), Earnest Byner (1991) and Terry Allen (1996) as the only backs in team history since the merger to open a season with at least 75 yards in

the first five games of a season... Started and rushed 16 times for 47 yards (2.9 avg.) with a touchdown vs. MIN (10/14)... Started at NYG (10/21) and rushed 22 times for a career-high 120 yards (5.5 avg.), marking his third career 100-yard rushing performance. Also had a career-high two receptions for 10 yards (5.0 avg.). Earned Pepsi Rookie of the Week honors... Started at PIT (10/28) and rushed 13 times for 59 yards (4.5 avg.). Became the first Redskins rookie since at least 1970 to have seven 50-yard rushing games in the first eight games of a season... Started vs. CAR (11/4), and rushed for 76 yards on 13 carries (5.8 avg.). His 793 rushing yards through nine games, the most by a rookie through nine games since Adrian Peterson rushed for 1,081 yards through nine games as a rookie with Minnesota in 2007... Started in a win vs. PHI (11/18) and gained 76 rushing yards on 20 carries, giving him 869 rushing yards through 10 games, making him the 12th NFL rookie since the 1970 AFL-NFL merger to rush for 850 yards or more in the first 10 games of a season. Was the first Redskins rookie to accomplish the feat... Rushed for 113 yards on 24 carries (4.7 avg.) with one touchdown in a Thanksgiving Day win at DAL (11/22)... Started on Monday Night Football vs. NYG (12/3) and rushed for a career-high 124 yards on 22 carries, his fifth 100-yard rushing effort of the season. Morris' five 100-yard rushing games became the most by a Redskins rookie in a single season since the 1970 NFL-AFL merger. With a 19-yard run in the first quarter, he eclipsed 1,000 rushing yards for the season and became the first 1,000-yard rusher for the Redskins since Clinton Portis in 2008. It represents the 23rd 1,000-yard rushing season by a Redskins player in team history and only the second by a rookie. Morris broke the Redskins' record for rushing yards by a rookie with a 16-yard gain in the third quarter that pushed him past Reggie Brooks' former rookie record of 1,063 rushing yards for the Redskins during the 1993 season... Started in a win vs. BAL (12/9) and notched his third straight 100-yard rushing day, being credited with 23 carries for 122 yards and one touchdown. The league later amended his yardage total to 129, a career high. The 100-yard rushing game was his sixth of the season, marking the most 100-yard rushing games in a season by a Redskin since 2008 (Clinton Portis - six). Earned Pepsi Rookie of the Week honors for the performance, his second such award of the season... Started in a win at CLE (12/16) and finished the game with 26 carries for 87 rushing yards and two touchdowns. The two rushing touchdowns gave him nine on the season, surpassing Skip Hicks (eight in 1998) to set the Redskins' record for rushing touchdowns in a rookie season. The game was his' second multi-touchdown game of his career and his first since his NFL debut at New Orleans in Week 1... Started in a win at PHI (12/23) and gained 91 yards on 22 carries with one rushing touchdown. With the touchdown, he tied Pro Football Hall of Famer Charley Taylor for the Redskins' rookie record for total touchdowns in a season (10 in 1964). His 10 touchdowns this season mark the 12th double-digit rushing touchdown season in team history and the first since Clinton Portis in 2007 (11)... Started in a division-clinching win vs. DAL (12/30) and rushed 33 times for 200 rushing yards with three touchdowns, all career highs. Finished the season with 1,613 yards, breaking Clinton Portis' team record for rushing yards in a season (1,516 in 2005). Finished second in the NFL in rushing yards (1,613) and rushing touchdowns (13) this season behind Minnesota's Adrian Peterson and Houston's Arian Foster, respectively. His three rushing touchdowns vs. DAL tied a Redskins' team record, marking the 22nd time a Redskin has rushed for three touchdowns in a game. The 200-yard performance was a Redskins rookie record and the first by a Redskin of any experience level since Gerald Riggs' team-record 221 yards on Sept. 17, 1989, vs. Philadelphia. The game was his seventh 100-yard rushing performance of the season, the most by a Redskin since Portis in 2005 (nine).

COLLEGE

Left Florida Atlantic as the school's all-time leading rusher, finishing his career with 3,529 career rushing yards... His 733 career carries and 27 career rushing touchdowns are also school records... Also added 30 receptions for 300 yards and four receiving touchdowns in his career... Finished his career with 16 games of 100 rushing yards or more, including six of his final eight

games with the program... Played in 47 games at Florida Atlantic, starting 35... Twice named the University and the Athletic Department's 2012 Male Student Athlete of the Year... Was the team's Co-MVP for his play in 2011... As a senior, finished second in the Sun Belt in rushing yards (1,186) and was named second-team All-Sun Belt... As a junior, was 72 yards shy of becoming the first player in FAU history to post consecutive 1,000-yard seasons... As a sophomore in 2009, secured the Sun Belt rushing title and the school record with 1,392 rushing yards... Played for legendary coach Howard Schnellenberger, a former Redskins draft pick.

PERSONAL

Played in two all-star games, including the East/West Shrine game... Attended Pine Forest (Fla.) H.S., where he saw action on both sides of the ball... Rushed for 1,049 yards as a senior and recorded 17 touchdowns for the Eagles... Defensively, he recorded 147 tackles and five interceptions... Was named Northwest Florida MVP and first-team All-State and was a game MVP... Participated in the PSA All-Star Game... Was an exercise science major at FAU... Was a consistent member of the FAU Athletic Department's 3.0 GPA list... Son of Yvonne and Ronald Morris... Born in Pensacola, Fla on Dec. 12, 1988... Famously drives a 1991 Mazda 626 — referred to as "The Bentley" — which he purchased from his pastor while in college.

COMMUNITY

Was named the Redskins' 2013 Walter Payton Man of the Year for his contributions both on the field and in the community. Was so instrumental to the Washington Redskins Charitable Foundation's impact on area children that he contributed at the Leadership Council Meeting to help the Foundation achieve its mission... In 2014, combined his love of movies and philanthropy by working with WRCF and the just keep livin foundation to create the Movies with Morris event. He hosted and raised money for after-school exercise and wellness programs with actor Matthew McConaughey at Alamo Drafthouse in Ashburn, having several teammates host special showings of their favorite films... Was active in nearly all WRCF events and teammate events in 2014, including the annual IIIB Pink Tie Gala, Fuel Up to Play 60 Mini-Combines, Ryan Kerrigan's Blitz for the Better foundation Ruth's Chris celebrity waiter night, Back to School Shopping Sprees, the Walking with Anthony Foundation dinner and silent auction, Redskins Salute to Play 60 at Joint Base Andrews, Hometown Huddle events, dressing in a Captain America costume at Georgetown Pediatric Hospital, USO Turkeys for Troop, Harvest Feast, Leckie (D.C.) Elementary School renovation, Covered for the Holidays, Skins Santa Shoppe and more... In 2013, participated in a surprise school visit to Glen Forest Elementary School in Fairfax, Va... Helped Macy's send 200 children back to school in style at the Macy's Back to School Shopping Spree... Received the "Role Model of the Year" Award from the National Conference on Citizenship... Attended the Salute to Play 60 Military challenge kickoff event at Joint Base Andrews... Contributed to the High School Football Forum... Volunteered at the All-Star Survivors Celebration at Redskins Park to support women battling breast cancer... Participated in Hometown Huddle, which helps motivate children to be active and adopt healthy eating habits... Participated in the Georgetown Pediatric Halloween Party, dressing up as Captain America and visiting children at Georgetown Hospital... Participated in Coca-Cola's Get the Ball Rolling Flag Football Experience... Worked with his teammates for the Kaiser Thriving Schools Play 60 Mini-Combine... Made a Play 60 Super School visit to Glebe Elementary School... Attended and distributed food at the Redskins' annual Harvest Feast event... Worked as a celebrity waiter for Ryan Kerrigan's Blitz for the Better Foundation fundraising event at Ruth's Chris Steak House... Attended Darrell Green's annual Christmas With The Redskins party... Volunteered during the Smashing Walnuts Foundation fundraiser in honor of Gabriella Miller... Assisted the Washington Redskins Charitable Foundation with the annual Skins Santa Shoppe event to distribute more than 1,000 toys to underserved youth.

YEAR-BY-YEAR STATS

RUSHING

Year	Team	GP	GS	Att	Yds	Avg	Lg	TD
2012	Was	16	16	335	1613	4.8	39t	13
2013	Was	16	16	276	1275	4.6	45t	7
2014	Was	16	16	265	1074	4.1	30	8
2015	Was	16	16	202	751	3.7	48	1
Career		64	64	1078	4713	4.4	48	29

RECEIVING

Year	Team	GP	GS	No	Yds	Avg	Lg	TD
2012	Was	16	16	11	77	7.0	20	0
2013	Was	16	16	9	78	8.7	17	0
2014	Was	16	16	17	155	9.1	26	0
2015	Was	16	16	10	55	5.5	12	0
Career		64	64	47	365	7.8	26	0

ADDITIONAL

Fumbles-Lost: 4-3 in 2012, 5-4 in 2013, 2-0 in 2014

POSTSEASON

Year	Team	GP	GS	Att	Yds	Avg	Lg	TD
2012	Was	1	1	16	80	5.0	18	0
NFL totals		1	1	16	80	5.0	18	0

CAREER HIGHS

SINGLE-GAME

Carries:	33, vs. Dallas (12/30/12)
Rushing Yards:	200, vs. Dallas (12/30/12)
Long (Rushing):	48, vs. Buffalo (12/20/15)
Rushing Touchdowns:	3, vs. Dallas (12/30/12)
Receptions:	3, multiple times, last vs. New Orleans (11/15/15)
Receiving Yards:	27, twice, last vs. NY Giants (09/25/14)
Long (Receiving):	26, vs. NY Giants (09/25/14)

RANKS IN REDSKINS HISTORY

Category	Rank	No.
Rushing Average:	1st	4.37
Rushing Yards:	5th	4,713
Rushing Attempts:	5th	1,078
Rushing Touchdowns:	7th	29

MORGAN MOSES

TACKLE
6-6 | 318
DOB: 3/3/91



2ND NFL SEASON
VIRGINIA
MEADOWBROOK H.S. (RICHMOND, VA.)



HONOR ROLL

2015 Redskins Ed Block Courage Award

MILESTONES

NFL debut: 9/14/14 (vs. JAX)... **First NFL start:** 11/24/14 (at SF)

TRANSACTIONS

Selected by the Washington Redskins in the third round (66th overall) of the 2014 NFL Draft.

YEAR-BY-YEAR

2015 (REDSKINS)

Earned the Redskins' 2015 Ed Block Courage Award, earning the starting right tackle role a year after a Lisfranc injury prematurely ended his rookie season... Started at right tackle and helped the Redskins rush for 161 yards vs. MIA (9/13)... Helped the Redskins post 182 rushing yards in a start at right tackle vs. STL (9/20)... Started at right tackle vs. NYG (9/24)... Started at right tackle vs. PHI (10/4), helping the offense go 90 yards on its final drive for a come-from-behind victory... Started at right tackle at ATL (10/11) and at NYJ (10/18)... Started at right tackle in the largest comeback win (24 points) in team history vs. TB (10/25)... Started at right tackle at NE (11/8)... Started at right tackle vs. NO (11/15), blocking for the Redskins' first combined 300-yard passing game/200-yard rushing game since Super Bowl XXII... Started at right tackle at CAR (11/22)... Started at right tackle and helped Kirk Cousins throw for his fourth 300-yard game of the season in a win vs. NYG (11/29)... Started at right tackle vs. DAL (12/7)... Started at right tackle in a win at CHI (12/13)... Started at right tackle for Cousins' team-record-setting sixth 300-yard passing game of the season in a win vs. BUF (12/20)... Started at right tackle and fought through an ankle injury in a division-clinching win at PHI (12/26)... Started at right tackle in regular season finale at DAL (1/3).

2014 (REDSKINS)

Played in eight games and made one start as a rookie... Inactive at HOU (9/7)... Made NFL debut vs. JAX (9/14)... Inactive at PHI (9/21)... Contributed on special teams vs. NYG (9/25)... Saw action on offense and special teams vs. SEA (10/6)... Inactive at ARI (10/12) and vs. TEN (10/19)... Played on special teams at DAL (10/27) and at MIN (11/2)... Saw significant action in relief of an injured Trent Williams vs. TB (11/16)... Made first career NFL start at left tackle and helped Alfred Morris post 125 rushing yards at SF (11/23)... Contributed on special teams at IND (11/30)... Active but did not play vs. STL (12/7).

COLLEGE

Played at Virginia from 2010-13, starting 43 of the 48 career games in which he played — 30 at right tackle and 12 at left tackle... Received All-ACC third-team honors as a senior in 2013 while helping Kevin Parks become the Cavaliers' first 1,000-yard rusher in a season since 2004... Was a Coaches All-ACC honorable mention selection as a junior in 2012, starting 11 of 12 games and helping UVA amass more than 500 yards of total offense multiple times in a season for the first time since 2004... Was one of 13 players to start all 13 games for the Cavaliers in 2011... Appeared in 11 of Virginia's 12 games as a freshman, making his collegiate debut against Richmond. Made first collegiate start against UNC, becoming the seventh true freshman nationally to start at offensive tackle in 2010 when he started at right tackle against the Tar Heels.


PERSONAL

Attended Meadowbrook H.S. in Richmond, Va., and also played prep football at Fork Union Military Academy in 2009... Two-time all-state, all-region and all-district selection... Two-time Richmond Times-Dispatch first-team All-Met selection... Was a Parade and SuperPrep All-American who was rated as a four-star prospect by Rivals.com and Scout.com... Listed as the No. 2 player in Virginia for the class of 2009 by Rivals.com... Visited hematology patients at a Washington, D.C. Ronald McDonald House and also stressed the importance of staying on the right path on a panel at the Fairfax Juvenile Detention Center in 2014... Son of Marion and Morris Moses... Born March 3, 1991.

YEAR-BY-YEAR STATS

GAMES/STARTS

Year	Team	G	GS
2014	Was	8	1
2015	Was	16	16
Career		24	17



TRENT MURPHY

LINEBACKER
6-5 | 258
DOB: 12/22/90



2ND NFL SEASON
STANFORD
BROPHY COLLEGE PREP (PHOENIX, ARIZ.)

MILESTONES

NFL debut: 9/7/14 (at HOU)... **First NFL start:** 10/27/14 (at DAL)... **First sack:** 11/2/14 (at MIN, Teddy Bridgewater)

TRANSACTIONS

Selected by the Washington Redskins in the second round (47th overall) of the 2014 NFL Draft.

YEAR-BY-YEAR

2015 (REDSKINS)

Contributed three assisted tackles in a start vs. MIA (9/13)... Recorded two tackles (one solo) in a win vs. STL (9/20)... Added three assisted tackles at NYG (9/24)... Notched two tackles (one solo) vs. PHI (10/4), also adding a sack and a fumble recovery on a last-ditch cross-field lateral to end the game... Posted four tackles (two solo) at ATL (10/11)... Added an assisted tackle at NYJ (10/18) and vs. TB (10/25)... Recorded three tackles at NE (11/8)... Registered five tackles (one solo) and a half-sack in a win vs. NO (11/15)... Recorded three tackles (two solo) at CAR (11/22)... Contributed on defense and special teams in a win vs. NYG (11/29)... Posted two solo tackles and a sack vs. DAL (12/7)... Set a new single-season career high by pushing his sack total to 3.5 with a 10-yard sack in a win at CHI (12/13). Forced and recovered a fumble on the play... Posted a solo tackle in a win vs. BUF (12/20)... Contributed on defense and special teams in a division-clinching win at PHI (12/26)... Recorded a solo tackle for loss at DAL (1/3).

2014 (REDSKINS)

Played in 15 games with eight starts as a rookie, compiling 32 tackles (22 solo), 2.5 sacks, two forced fumbles and a fumble recovery as a rookie... Contributed on defense and special teams in NFL debut at HOU (9/7) and vs. JAX (9/14)... Made one solo tackle at PHI (9/21)... Recorded a career-high four tackles (one solo) vs. NYG (9/25)... Added a solo tackle vs. SEA (10/6)... Contributed on defense at ARI (10/12)... Made three tackles (one solo) vs. TEN (10/19)... Made first career start in an overtime win at DAL (10/27), adding a solo tackle and the first fumble recovery and pass defended of his career... Started and contributed four tackles (three solo) including his first NFL sack at MIN (11/2)... Started and recorded a sack for a second consecutive game among his two tackles vs. TB (11/16)... Started and registered five tackles (four solo) and a forced fumble at SF (11/23)... Started and made three solo tackles at IND (11/30)... Started and added three tackles (two solo) including a split-sack with Jason Hatcher... Started and posted six tackles (four solo) at NYG (12/14)... Started and exited the game with an injury vs. PHI (12/20)... Made three assisted tackles at NE (11/8).

COLLEGE

Played at Stanford from 2009-13, starting 42 of the 44 career games in which he appeared... Finished career with 32.5 career sacks (third in Stanford history) and 52.5 career tackles for loss (fifth)... Was a consensus All-American as a redshirt senior in 2013, earning first-team honors from Walter Camp, AFCA, FWAA, SI.com, ESPN.com, Phil Steele and The Sporting News, as well as second-team honors from the Associated Press, USA Today, Athlon Sports and CBSSports.com after leading the nation with 15.0 sacks. Team

captain recorded 62 tackles (37 solo), two forced fumbles, six pass breakups and one blocked kick in addition to adding a 30-yard interception return for touchdown against Washington State... Was an All-Pac-12 performer at defensive end in 2012, starting all 14 games and leading the Cardinal with 10.0 sacks, the program's most since 2004. Notched his first career interception at Washington and returned it 40 yards for a touchdown... Started all 13 games and posted 40 tackles and 6.5 sacks in 2011... Limited by injury to two games in 2010 after not appearing in game action in 2009... Also participated in track and field in spring 2011, throwing a 158-5 in discus at the Payton Jordan Invitational.

PERSONAL

Attended Brophy College Preparatory in Phoenix, where he was the Arizona Republic All-State Defensive Player of the Year in 2008... Posted 59 tackles, 9.5 sacks, three fumble recoveries and two blocked field goals as a team captain as a senior... Helped team to runner-up Arizona Division 5A1 finish as a senior one year after winning a state title as a junior... Also lettered in basketball and track. Was a state champion in discus after throwing 193, a school record... Rated as the nation's 41st-best strong side defensive end and 19th-best recruit in Arizona by Rivals.com... Majored in science, technology and society and minored in political science... Hobbies include team roping, volunteering, steer wrestling, fishing and spending time with family... Full name: Trenton Allen Murphy... Son of Jerry and Laurie Murphy... Older sister, Kayli, played basketball at Arizona State... Born Dec. 22, 1990.

COMMUNITY

Was active with the Washington Redskins Charitable Foundation as a rookie in 2014... Raised money for Redskins Read book drive to help promote literacy... Stressed the importance of staying on the right path on a panel at the Fairfax Juvenile Detention Center... Visited hematology patients at a Washington, D.C. Ronald McDonald House... Greeted fans before a cooking demonstration and Q&A about healthy eating habits at Fit Fest in Richmond... Welcomed Richmond children to training camp at the Bon Secours training camp facility in Richmond... Helped provide school supplies and clothes to hundreds of kids in Richmond for the Back to School Shopping Spree presented by Macy's... Taught children the importance of exercising for 60 minutes a day at Andrews Air Force Base for the Redskins Salute to Play 60 event... Coached women through football drills at Redskins Park on WOW Ladies Night Out... Welcomed and distributed toys for 1,100 children in the Redskins' locker room at FedExField at the team's annual Skins Santa Shoppe.

YEAR-BY-YEAR STATS


DEFENSE

Year	Team	G	GS	Tack	Solo	Sack	INT	PD
2014	Was	15	8	32	22	2.5	0	1
2015	Was	16	15	32	12	3.5	0	0
Career		31	23	64	34	6	0	1

*Tackle stats according to STATS, LLC

ADDITIONAL

Fumbles Forced-Recovered: 2-1 in 2014, 1-2 in 2015



TY NSEKHE

TACKLE
6-8 | 325
DOB: 10/27/85



1ST NFL SEASON
TEXAS STATE
BOWIE H.S. (ARLINGTON, TEXAS)

MILESTONES

NFL debut: 9/16/12 (vs. WAS)... **First NFL start:** 10/18/15 (at NYJ)... **Redskins debut:** 9/13/15 (vs. MIA)

TRANSACTIONS

Originally entered the NFL with the Indianapolis Colts as a free agent on August 1, 2012... Waived by the Colts on September 1, 2012... Claimed off waivers by the St. Louis Rams on September 2, 2012... Waived by the Rams on September 27, 2012... Signed to the Rams' practice squad on September 30, 2012... Waived by the Rams on September 3, 2013... Signed with the New Orleans Saints on January 6, 2014... Waived by the Saints on September 9, 2014... Signed with the Washington Redskins on February 10, 2015... Waived by the Redskins on May 4, 2015... Signed with the Redskins on May 11, 2015.

YEAR-BY-YEAR

2015 (REDSKINS)

Contributed in reserve vs. MIA (9/13)... Active but did not play vs. STL (9/20)... Played on special teams at NYG (9/24)... Active but did not play vs. PHI (10/4) and at ATL (10/11)... Made first NFL start at NYJ (10/18), opening the game at left tackle in place of an injured Trent Williams... Played on offense and special teams in the largest comeback win (24 points) in team history vs. TB (10/25)... Contributed on special teams at NE (11/8)... Played on offense and special teams in a win vs. NO (11/15)... Played on offense and special teams at CAR (11/22), vs. NYG (11/29), vs. DAL (12/7)... Saw extended action following various injuries to Morgan Moses in wins at CHI (12/13) and vs. BUF (12/20)... Contributed on offense and special teams in a division-clinching win at PHI (12/26)... Started at left tackle in place of Williams in regular season finale at DAL (1/3).

2014 (SAINTS)

Joined the Saints on Reserve/Future contract before eventually being waived after Week 1... Also spent part of the 2014 season on the practice roster of the CFL's Montreal Alouettes.

2013 (RAMS)

Spent the offseason with the team but was waived on Sept. 3.

2012 (AFL/COLTS/RAMS)

Signed with the San Antonio Talons of the AFL on April 26... Recorded one tackle and five receptions for 32 yards in 11 games with 10 for San Antonio... Entered the NFL as a free agent with the Colts on Aug. 1... Waived by Indianapolis on Sept. 1 but claimed a day later by St. Louis... Appeared in two games for St. Louis, making his NFL debut vs. WAS (9/16)... Waived by the Rams on Sept. 27 but signed to the team's practice squad on Sept. 30.

2011 (AFL)

Played in 18 games with 17 starts for the Philadelphia Soul of the AFL... Caught eight passes for 91 yards with three touchdowns... Added three solo tackles and an assisted tackle... Joined the Soul on March 1.

2010 (AFL)

Played with the Dallas Vigilantes of the AFL.

2009 (af2)

Signed by the Corpus Christi Sharks of af2.

COLLEGE

Played at Texas State and Tarleton State during his collegiate career spanning 2003-06.

PERSONAL

Attended Bowie H.S. in Arlington, Texas, where he earned first-team all-area honors in 2002 and 2003... Last name pronounced "en-SECK-he"... Son of Diane Nsekhe... Born Oct. 27, 1985.

YEAR-BY-YEAR STATS

GAMES/STARTS


Year	Team	G	GS
2012	Stl	2	0
2015	Was	13	2
Career		15	2

DASHAUN PHILLIPS

CORNERBACK
5-11 | 182
DOB: 1/3/91



1ST NFL SEASON
TARLETON STATE
DUNCANVILLE (TEXAS) H.S.



MILESTONES

NFL debut: 11/29/15 (vs. NYG)

TRANSACTIONS

Originally entered the NFL with the Dallas Cowboys as a college free agent on May 12, 2014... Waived by the Cowboys on August 28, 2014... Signed to the New York Jets' practice squad on October 7, 2014... Waived by the Jets on September 5, 2015... Signed to the Washington Redskins' practice squad on September 15, 2015... Signed to the Redskins' active roster on November 27, 2015.

YEAR-BY-YEAR

2015 (JETS/REDSKINS)

Spent the offseason with the Jets before being waived on Sept. 5... Signed to the Redskins' practice squad in Week 2... Signed to the Redskins' active roster in Week 12 and made his NFL debut on special teams in a win vs. NYG (11/29)... Made a special teams tackle vs. DAL (12/7)... Contributed on special teams at CHI (12/13), vs. BUF (12/20) and at PHI (12/26)... Made a solo tackle at DAL (1/3) prior to exiting the game with a neck injury.

2014 (COWBOYS/JETS)

Joined the Cowboys as a college free agent... Waived Aug. 28... Signed to the Jets' practice squad in October.

COLLEGE

Played collegiately at Division II Tarleton State from 2010-13, compiling 175 career tackles (110 solo), 12 interceptions (including one returned for touchdown) and three forced fumbles... Earned First-Team All-Lone Star Conference honors as a senior, posting 50 tackles and seven pass breakups... Was a Don Hansen First Team All-Super Region Four selection... Recorded 32 tackles and an interception as a junior in 2012... Led the conference and team with seven interceptions and 15 passes defended during his redshirt sophomore season in 2011... Registered three interceptions, including one he returned for a touchdown, as a redshirt freshman in 2010.

PERSONAL

Attended Duncanville (Texas) H.S., where he was named the school's Most Valuable Player as a defensive back... Led team in interceptions as a junior with six... Named Academic All-District... Named first team All-District as a junior and senior... Tabbed as Defensive Back of the Year in District 8-5A in 2008... Member of District Championship team in 2008... Lettered three years in both football and track... Named team captain as a senior... Son of Cassandra Phillips... Has four siblings, Zion, Asia, Tara, and Jack... Majored in kinesiology... Born Jan. 3, 1991.

YEAR-BY-YEAR STATS

DEFENSE

Year	Team	G	GS	Tack	Solo	Sack	INT	PD
2015	Was	6	0	1	1	0	0	0
Career		6	0	1	1	0	0	0

**Tackle stats according to STATS, LLC*

JORDAN REED

TIGHT END
6-2 | 237
DOB: 7/3/90



3RD NFL SEASON
FLORIDA

NEW LONDON H.S. (NEW LONDON, CONN.)



HONOR ROLL

PFWA All-Rookie Team (2013)

MILESTONES

NFL debut: 9/9/13 (vs. PHI)... **First NFL start:** 10/27/13 (at DEN)... **First reception:** 9/9/13 (vs. PHI, 11 yards from Robert Griffin III)... **First rec. TD:** 9/15/13 (at GB, 3 yards from Robert Griffin III)... **First 100-yard receiving game:** 10/20/13 (vs. CHI)... **First multi-TD game:** 10/25/15 (vs. TB)

TRANSACTIONS

Selected by the Washington Redskins in the third round (85th overall) of the 2013 NFL Draft.

PRO

Entered 2015 having appeared in 20 games with six starts in his first two NFL seasons... Played in nine games with four starts as a rookie in 2013... Named to PFWA All-Rookie Team in 2013 after setting team records in receptions (45) and receiving yards (499) by a rookie tight end.

YEAR-BY-YEAR

2015 (REDSKINS)

Posted a team-high seven receptions for 63 yards (9.0 avg.) with a four-yard touchdown in season opener vs. MIA (9/13)... Gained a team-high 82 receiving yards on six receptions in a win vs. STL (9/20)... Led team with 96 receiving yards on six receptions at NYG (9/24). Led team in receiving yards in back-to-back weeks for the first time since Weeks 7-8 of his rookie season in 2013... Caught five passes for 37 yards vs. PHI (10/4). His 24 receptions through four games were the most by a Redskins tight end through four weeks in franchise history, surpassing Chris Cooley's 22 in Weeks 1-4 of the 2009 season... Inactive with a concussion at ATL (10/11) and at NYJ (10/18)... Recorded career highs in receptions (11) and receiving touchdowns (two), gaining 72 receiving yards and scoring with 24 seconds remaining to seal the largest comeback win (24 points) in team history vs. TB (10/25). His 11-catch performance was the 22nd by a member of the Redskins since 1950 and the first since Pierre Garçon in Week 3 of 2014. Became the first member of the Redskins to record multiple receiving touchdowns in a game since Leonard Hankerson in Week 1 of the 2013 season and the first Redskins tight end to do so since Fred Davis on Dec. 13, 2009 at Oakland... Caught three passes for 18 yards with a touchdown at NE (11/8), recording touchdowns in consecutive games for the first time in his career... Notched his second career multi-touchdown game in a win vs. NO (11/15), scoring twice and gaining 29 yards on three receptions. Became the first Redskins tight end to post multiple two-touchdown games in a single season since Jerry Smith in 1970. Became the first member of the Redskins to record a touchdown reception in three straight games since Pierre Garçon in Weeks 12-14 of the 2012 season and was the first Redskins tight end to do so since Fred Davis in Weeks 12-15 of the 2009 season... Gained 46 yards on a team-high six receptions at CAR (11/22)... Broke career highs for receptions and receiving yards in a single season after compiling team highs in receptions (eight) and receiving yards (98) in a win vs. NYG (11/29)...

Caught three passes for 33 yards vs. DAL (12/7)... Led the Redskins with nine receptions for 120 yards with a touchdown in a win at CHI (12/13). Registered the third 100-yard game of his career and his first of the season. Pushed his career totals against Chicago to 18 receptions for 254 yards with two touchdowns in two games... Posted a team-high seven receptions, gaining 84 yards with two receiving touchdowns in a win vs. BUF (12/20). The multi-touchdown game was Reed's third of the season, as he became the first Redskins tight end to record at least three multi-touchdown games in a season since 1967 (four by Jerry Smith)... Caught a team-high nine passes for a season-high 129 yards with two receiving touchdowns in a division-clinching win at PHI (12/26). Broke the Redskins' single-season tight end receiving yardage record of 849 (Chris Cooley in 2008 and 2010, Jerry Smith in 1967) with the performance and tied the single-season receptions mark by a tight end (Chris Cooley, 83 in 2010). Tied Pro Football Hall of Famer Bobby Mitchell (11 in 1962) for the fifth-most receiving touchdowns in a single season in team history. Marked only eighth time a member of the Redskins has recorded 10 receiving touchdowns in a season in team history, joining Smith (12 in 1967) as the only Redskins tight ends to accomplish the feat. Tied Smith for the most multiple-touchdown games in a single season by a Redskins tight end in team history (four). Became the third Redskins player since 1960 to record multiple receiving touchdowns in consecutive games (Smith in 1967, Mitchell in 1962). Became the first member of the Redskins to record 10 receiving touchdowns in a single season since Gary Clark in 1991... Caught four passes for 45 yards at DAL (1/3), finishing the season with 87 receptions for 952 yards (both team records for a tight end) with 11 receiving touchdowns. Led all Redskins players in receptions, receiving yards and receiving touchdowns in 2015, becoming the first Redskins tight end to lead the team in all three categories since Jean Fugett in 1977.

2014 (REDSKINS)

Played in 11 games with two starts, recording a career-high 50 receptions for 465 yards... Caught one pass for four yards at HOU (9/7) before exiting with an injury... Inactive vs. JAX (9/14), at PHI (9/21), vs. NYG (9/25) and vs. SEA (10/6)... Returned at ARI (10/12), catching eight passes for 92 yards... Tied for the team lead with five receptions vs. TEN (10/19), gaining 54 yards... Caught a game-high seven passes for 40 yards in an overtime win at DAL (10/27)... Made one reception for 17 yards at MIN (11/2)... Started and caught two receptions for 22 yards vs. TB (11/16)... Inactive at SF (11/23)... Tied a career high in receptions (nine) and gained 123 yards at IND (11/30)... Started and caught three passes for 25 yards vs. STL (12/7)... Recorded three receptions for 13 yards at NYG (12/14)... Caught two passes for five yards vs. PHI (12/20)... Tied a season high with nine receptions for 70 yards vs. DAL (12/28).

2013 (REDSKINS)

Appeared in nine games with four starts before an injury ended his season prematurely... Registered 45 receptions for 499 yards, both franchise records by a rookie tight end... Made his NFL debut vs. PHI (9/9), catching five passes for 38 yards (7.6 avg.)... Caught three passes for 18 yards (6.0 avg.) at GB (9/15), recording his first career touchdown on a three-yard pass from Robert Griffin III in the fourth quarter... Caught five passes for a career-high 50 yards (10.0 avg.) vs. DET (9/22) before leaving the game with a quad contusion... Inactive at OAK (9/29)... Compiled four receptions for a then-career-high 58 yards at DAL (10/13), including a career-long 29-yard reception in the second quarter... Set career highs in receptions (nine)

and receiving yards (134) and had a touchdown reception vs. CHI (10/20), setting the Redskins' mark for receiving yards in a game by a rookie tight end. The record was previously held by Jerry Smith, who registered 78 receiving yards on six catches vs. Dallas on Nov. 28, 1965. Was targeted nine times and caught all nine passes, becoming the first Redskin to be targeted at least nine times and catch every pass in records available dating back to 1991... Made his first NFL start at DEN (10/27), catching eight passes for 90 yards (11.3 avg.). His 90 yards pushed his season total past Stephen Alexander (383 in 1998) for the most yards by a rookie tight end in team history... Started in a three-tight-end set vs. SD (11/3), catching four passes for 37 yards. With his fourth reception, broke Alexander and Chris Cooley's team season record for receptions by a rookie tight end (37 in 1998 and 2004, respectively). Also added his first career NFL rushing attempt, gaining 18 yards... Started and caught six passes for 62 yards (10.3 avg.) and a touchdown at MIN (11/7)... Started and had one catch for 12 yards at PHI (11/17) before exiting the game with an injury... Inactive vs. SF (11/25), vs. NYG (12/1), vs. KC (12/8) and at ATL (12/15)... Placed on the Reserve/Injured list on Dec. 20.

COLLEGE

Started 26-of-36 games played at Florida – 25 as a tight end and one at quarterback... Caught 79 passes for 945 yards (12.0 avg.) with six receiving touchdowns in his career and also gained 328 yards with five rushing touchdowns on 77 carries... Amassed 35 yards on a kickoff return and completed 26-of-47 passes for 252 yards, three touchdowns and one interception... Dressed as a quarterback for nine games... In 2012, was named All-SEC first-team by the Associated Press and second-team by the league's coaches after leading the team with a career-high 45 receptions for 559 yards with three touchdowns... His 45 receptions were the most by a Florida tight end since Aaron Hernandez set the school position season-record with 68 catches in 2009... Twenty-three of his grabs resulted in first downs, and 23 of his catches were for at least 10 yards, including 11 for 20 yards or longer... In 2011, appeared in 11 games, finishing second on the team with 28 receptions for 307 yards and a pair of touchdowns... Caught his first receiving touchdown of the season when he nabbed a 31-yard catch from John Brantley on fourth-and-19 vs. the Bulldogs... Played in 12 games in 2010, including starting at quarterback against Penn State in the Outback Bowl... Recorded six catches for 79 yards with one touchdown, gained 335 rushing yards on 77 attempts (4.3 avg.) with five touchdowns, and completed 26-of-46 passes (56.3 percent) for 252 yards, three touchdowns and one interception... Saw action for the first time as a Gator and had a two-yard touchdown reception for his first career catch vs. South Florida... Rushed for a team-high 68 yards on 24 carries and completed eight-of-13 passes for 60 yards in the Gators' win over Penn State in the Outback Bowl.

PERSONAL

Attended New London (Conn.) H.S., where he was a three-year starter at quarterback for the Whalers and led the team to an undefeated regular season record in 2007... Completed 122-of-222 passes for 1,706 yards and 28 touchdowns while throwing just two interceptions as a junior... Also rushed for 370 yards and eight touchdowns on 53 carries... Was a finalist for the 2008 Joe Montana High School Quarterback of the Year Award... Rated the nation's 10th-best dual-threat quarterback and the second-best prospect from the state of Connecticut by Rivals.com... Member of the ESPN Top 150 squad in 2008... Participated in several community service events at Florida through the Goodwill Gators program, including twice assembling and distributing food during Thanksgiving and a video game challenge with a local youth club... Was a religion major at Florida... Born July 3, 1990 in New London, Conn.

YEAR-BY-YEAR STATS

RECEIVING

Year	Team	GP	GS	No	Yds	Avg	Lg	TD
2013	Was	9	4	45	499	11.1	38	3
2014	Was	11	2	50	465	9.3	30	0
2015	Was	14	8	87	952	10.9	32	11
Career		34	14	182	1916	10.5	38	14

RUSHING

Year	Team	GP	GS	No	Yds	Avg	Lg	TD
2013	Was	9	4	1	18	18	18	0
2014	Was	11	2	0	0	0	0	0
2015	Was	14	8	0	0	0	0	0
Career		34	14	1	18	18	18	0


ADDITIONAL

Fumbles-Lost: 1-1 in 2014, 3-2 in 2015

CAREER HIGHS

SINGLE-GAME

Receptions:	11, vs. Tampa Bay (10/25/15)
Receiving Yards:	134, vs. Chicago (10/20/13)
Long (Receiving):	38, vs. Chicago (10/20/13)
Receiving Touchdowns:	2, four times, last at Philadelphia (12/26/15)
Carries:	1, vs. San Diego (11/03/13)
Rushing Yards:	18, vs. San Diego (11/03/13)
Long (Rushing):	18, vs. San Diego (11/03/13)



PERRY RILEY, JR.

LINEBACKER
6-0 | 238
DOB: 5/3/88



6TH NFL SEASON
LSU

STEPHENSON H.S. (ELLENWOOD, GA.)

MILESTONES

NFL debut: 9/26/10 (at STL)... **First sack:** 12/24/11 (vs. MIN, Joe Webb)... **First FF:** 9/16/12 (at STL, Danny Amendola)... **First FR:** 12/4/11 (vs. NYJ, Jeremy Kerley)... **First postseason sack:** 1/6/13 (vs. SEA, Russell Wilson)

TRANSACTIONS

Selected by the Washington Redskins in the fourth round (103rd overall) of the 2010 NFL Draft... Re-signed by the Redskins on March 11, 2014.

PRO

Entered 2015 having played in 70 career regular season games with 54 starts... Credited by STATS, LLC with 394 tackles (234 solo), 9.5 sacks, 23 passes defended, two forced fumbles and four fumbles recovered through the 2014 season... In 2013, became the first player other than London Fletcher to lead the Redskins in tackles since 2006.

YEAR-BY-YEAR

2015 (REDSKINS)

Recorded three tackles (one solo) vs. MIA (9/13)... Posted four tackles (two solo) in a win vs. STL (9/20)... Inactive with a calf injury at NYG (9/24) and vs. PHI (10/4)... Recorded five tackles (four solo) at ATL (10/11)... Made eight tackles (three solo) at NYJ (10/18)... Posted two tackles (one solo) in the largest comeback win (24 points) in team history vs. TB (10/25)... Played on defense and special teams at NE (11/8)... Made six tackles (four solo) and recorded the second interception of his career in a win vs. NO (11/15)... Registered nine tackles (two solo) and a pass defended at CAR (11/22)... Recorded six tackles (three solo) and his career-high second interception of the season in a win vs. NYG (11/29)... Inactive with a foot injury in Weeks 13-17.

2014 (REDSKINS)

Started all 14 games in which he played, posting 93 tackles (60 solo) with two sacks and a forced fumble... Started and registered six tackles (four solo) at HOU (9/7)... Recorded six tackles (one solo) and posted a career-high 1.5 sacks in a start vs. JAX (9/14)... Started at PHI (9/21) and posted two tackles (one solo)... Started and made six tackles (four solo) vs. NYG (9/25)... Started and led team with 10 tackles (seven solo) vs. SEA (10/6)... Inactive with a knee injury at ARI (10/12) and vs. TEN (10/19)... Started and recorded four tackles (all solo), a sack and a pass defended in an overtime victory at DAL (10/27)... Started and made a team-high nine tackles (six solo) at MIN (11/2)... Contributed four tackles (two solo) in a start vs. TB (11/16)... Started and recorded six tackles (four solo) at SF (11/23)... Started and forced a fumble on a solo tackle at IND (11/30)... Started vs. STL (12/7) and recorded 10 tackles (nine solo) including a season-high three tackles for loss... Started and posted a team-high 10 tackles (six solo) and also added two passes defended at NYG (12/14)... Started and registered 12 tackles (eight solo) and a pass defended vs. PHI (12/20)... Started and recorded eight tackles (two solo) vs. DAL (12/28).

2013 (REDSKINS)

Started all 16 games for Washington for the second straight season and became the first Redskin other than London Fletcher to lead the team in

tackles since 2006... Credited by the coaching staff with 153 tackles (94 solo). Also posted a career-high eight passes defended, three sacks and the first interception of his career... Started at jack linebacker vs. PHI (9/9) and registered a team- and career-high 15 tackles (eight solo) and added a sack and a fumble recovery... Started at jack linebacker and posted four tackles (three solo) at GB (9/15)... Started at jack linebacker and had a game-high 10 tackles (three solo) vs. DET (9/22)... Started at jack linebacker at OAK (9/29) and contributed nine tackles (seven solo)... Started at jack linebacker and posted five tackles (four solo) and a sack at DAL (10/13)... Started at jack linebacker and led Washington with seven tackles (four solo) vs. CHI (10/20)... Started at jack linebacker at DEN (10/27), amassing a game-high 11 tackles (10 solo)... Started at jack linebacker and had six solo tackles and a pass defended vs. SD (11/3)... Started at jack linebacker and recorded three tackles (one solo) at MIN (11/7)... Started at jack linebacker and added five solo tackles at PHI (11/17)... Started at jack linebacker and registered five tackles (two solo) and two passes defended vs. SF (11/25)... Started at jack linebacker and recorded a team-high nine tackles and a pass defended vs. NYG (12/1)... Started at jack linebacker and posted two tackles (one solo), a pass defended and the first interception of his career vs. KC (12/8)... Started at jack linebacker and recorded eight tackles (six solo) at ATL (12/15). Stuffed Steven Jackson on fourth-and-goal from the 1-yard line in the third quarter... Started and had a team-high eight tackles (three solo) vs. DAL (12/22)... Started at jack linebacker at NYG (12/29), compiling four tackles (all solo), a sack and two passes defended in the season finale.

2012 (REDSKINS)

Started all 16 regular season games... Was second on the team with 167 tackles (92 solo), according to the coaching staff... Added a career-high 3.5 sacks and was credited by the coaches with 14 quarterback pressures and eight passes defended, as well as a forced fumble and a fumble recovery... Started at jack linebacker and had a team-high five tackles (four solo) in a season opening win at NO (9/9)... Started at jack linebacker at STL (9/16), registering five tackles, a pass defended and the first forced fumble of his career... Started at jack linebacker vs. CIN (9/23) and registered 11 tackles and a sack... Started at jack linebacker at TB (9/30) and had one tackle... Started at jack linebacker and had 11 tackles and a fumble recovery vs. ATL (10/7)... Started at jack linebacker and led the Redskins with 13 tackles (six solo) vs. MIN (10/14)... Started at NYG (10/21) and led the Redskins with eight tackles (five solo) and added two passes defended... Started at PIT (10/28) and compiled eight tackles (five solo)... Started and had five tackles (four solo) vs. CAR (11/4)... Started and had six tackles (all solo, three for loss), a sack and a pass defended in a win vs. PHI (11/18)... Started and had a team-high eight tackles (six solo) in a Thanksgiving Day win at DAL (11/22)... In a win vs. NYG (12/3) on Monday Night Football, started at jack linebacker and registered six tackles (four solo)... Started and had a team-high 15 tackles (six solo) in a win vs. BAL (12/9)... Started and had five tackles (two solo) in a win at CLE (12/16)... Started and registered eight tackles (all solo) and a sack in a win at PHI (12/23)... Started and had nine tackles in a division-clinching win vs. DAL (12/30)... In his first postseason action in the NFC Wild Card Round vs. SEA (1/6), had eight tackles (seven solo) and his first career postseason sack.

2011 (REDSKINS)

Saw action on special teams vs. NYG (9/11)... Saw action at linebacker vs. ARI (9/18)... Saw action on special teams at DAL (9/26)... Saw action on special teams at STL (10/2) and recorded one solo tackle... Saw action

on special teams vs. PHI (10/16)... Saw action on special teams at CAR (10/23)... Saw action on special teams at BUF (10/30)... Saw action on special teams vs. SF (11/6)... Started at linebacker at MIA (11/13) and recorded 14 tackles (nine solo)... Started at linebacker vs. DAL (11/20) and recorded 11 tackles (five solo)... Started at linebacker at SEA (11/27) and recorded 17 tackles (nine solo)... Started at linebacker vs. NYJ (12/4) and recorded eight tackles (five solo) and had a fumble recovery on special teams... Started at linebacker vs. NE (12/11) and recorded eight tackles (five solo) and one pass defended... Started at linebacker at NYG (12/18) and recorded 12 tackles (five solo)... Started at linebacker vs. MIN (12/24) and recorded seven tackles (two solo) and one pass defended... Started at linebacker at PHI (1/1/12) and recorded five tackles (four solo), two passes defended and one fumble recovery.

2010 (REDSKINS)

Appeared in eight games, playing linebacker and on special teams... Totaled three tackles (two solo) and seven special teams stops (five solo)... Declared inactive vs. DAL (9/12) with a foot injury... Ruled inactive vs. HOU (9/19)... Made his NFL debut at STL (9/26) and had one special teams tackle... Declared inactive at PHI (10/3) and vs. GB (10/10)... Saw action at linebacker and on special teams vs. IND (10/17) and had one tackle... Was declared inactive at CHI (10/24), at DET (10/31), vs. PHI (11/15) and at TEN (11/21)... Saw action on special teams vs. MIN (11/28) and had one special teams tackle... Played on special teams at NYG (12/5)... Saw action on special teams vs. TB (12/12) and had one special teams stop... Played inside linebacker and on special teams at DAL (12/19). Had two tackles (one solo) and one special teams stop... Played linebacker and special teams at JAX (12/26). Had three special teams tackles (two solo)... Played linebacker and on special teams vs. NYG (1/2).

COLLEGE

Played in 47 career games with 22 starts at Louisiana State... Was a two-year starter at linebacker and recorded 185 career tackles (88 solo), 13 tackles for a loss, two sacks, two interceptions and two fumbles recovered... As a senior, started in all 13 games and finished second on the team in tackles with 97... Recorded double-digit tackles in three games - 14 vs. Louisiana Tech, 12 vs. Florida and 11 vs. Mississippi State... Played in 13 games with nine starts during his junior year... Recorded 60 tackles (37 solo), seven tackles for a loss and 1.5 sacks... Finalist for the 2008 Butkus Award... Registered a team-high and career-best 11 tackles and had one tackle for a loss of a yard against Georgia Tech in the Chick-fil-A Bowl, earning Defensive MVP honors... Recorded first career interception against Arkansas (11/28/08), which represented the first interception by a Tiger linebacker since the 2007 SEC Championship Game.

PERSONAL

Played linebacker, running back and safety under Coach Ron Gartrell at Stephenson (Ga.) H.S.... As a senior, recorded 131 tackles, four interceptions, two sacks, five tackles for a loss and one defensive touchdown... Named to the Atlanta Journal-Constitution's Top 50 for Georgia and the Mobile Register's Super Southeast 120... Recorded 96 tackles, eight sacks and five forced fumbles as a junior in 2004... Volunteered at the team's annual Harvest Feast, Adopt a Kid Shopping Spree and Redskins Salute: Pros vs. GI Joes events during his time in Washington... Son of Perry and Fonda Riley... Has two siblings, Jasmin and Jordan... Majored in general studies with concentrations in African-American studies, communication studies and corrections.

YEAR-BY-YEAR STATS

DEFENSE

Year	Team	G	GS	Tack	Solo	Sack	INT	PD
2010	Was	8	0	1	1	0	0	0
2011	Was	16	8	63	34	1	0	4
2012	Was	16	16	125	70	3.5	0	7
2013	Was	16	16	112	69	3	1	8
2014	Was	14	14	93	60	2	0	4
2015	Was	9	9	43	23	0	2	3
Career		79	63	437	257	9.5	3	26

*Tackle stats according to STATS, LLC

ADDITIONAL

Fumbles Forced-Recovered: 0-2 in 2011, 1-1 in 2012, 0-1 in 2013, 1-0 in 2014


POSTSEASON

Year	Team	G	GS	Tack	Solo	Sack	INT	PD
2012	Was	1	1	8	7	1	0	0
Career		1	1	8	7	1	0	0

CAREER HIGHS

SINGLE-GAME

Total Tackles:	15, vs. Philadelphia (09/09/13)
Solo Tackles:	9, vs. St. Louis (12/07/14)
Sacks:	1.5, vs. Jacksonville (09/14/14)
Passes Defensed:	2, three times, last vs. SF (11/25/13)
Fumble Recoveries:	1, four times, last vs. Philadelphia (09/09/13)
Fumbles Forced:	1, twice, last at Indianapolis (11/30/14)
Interceptions:	1, three times, last vs. NY Giants (11/29/15)



KEENAN ROBINSON

LINEBACKER
6-3 | 240
DOB: 7/7/89



4TH NFL SEASON
TEXAS
PLANO EAST H.S. (PLANO, TEXAS)

HONOR ROLL

Redskins Ed Block Courage Award (2014)

MILESTONES

NFL debut: 9/9/12 (at NO)... **First NFL start:** 9/7/14 (at HOU)... **First FR:** 9/7/14 (at HOU, Arian Foster)... **First INT:** 9/25/14 (vs. NYG, Eli Manning)

TRANSACTIONS

Selected by the Washington Redskins in the fourth round (119th overall) of the 2012 NFL Draft.

PRO

Athletic linebacker who emerged and shined at the Redskins' middle linebacker spot in 2014 following the retirement of London Fletcher... Entered 2015 having previously appeared in 24 games with 13 starts.

YEAR-BY-YEAR

2015 (REDSKINS)

Recorded five tackles (three solo) and notched a pass defended vs. MIA (9/13)... Tied for team lead with six tackles (four solo) in a win vs. STL (9/20)... Notched a game-high 13 tackles (10 solo) at NYG (9/24)... Recorded three tackles (one solo) and a fumble recovery vs. PHI (10/4)... Made four tackles (three solo) at ATL (10/11)... Recorded 10 tackles (three solo) at NYJ (10/18)... Registered seven tackles (two solo) in the largest comeback win (24 points) in team history vs. TB (10/25)... Posted seven tackles (four solo) and his first interception of the season at NE (11/8). Returned the interception 44 yards, the team's longest interception return since a 45-yard return by David Amerson on Sept. 29, 2013 and the longest by a Redskins linebacker since Antonio Pierce on Dec. 18, 2004 (78 yards). Interception broke a streak of 232 consecutive home regular season pass attempts without an interception for Patriots quarterback Tom Brady... Inactive with neck/shoulder injuries vs. NO (11/15), at CAR (11/22) and vs. NYG (11/29)... Active but did not play with neck/shoulder injuries vs. DAL (12/7)... Contributed on special teams at CHI (12/13)... Added an assisted tackle in a win vs. BUF (12/20)... Recorded a pass defended in a division-clinching win at PHI (12/26)... Notched five solo tackles in regular season finale at DAL (1/3).

2014 (REDSKINS)

Started all 13 games in which he played, leading the Redskins with 108 total tackles (70 solo) and adding 1.5 sacks, one interception and a fumble recovery... Earned team's Ed Block Courage Award for his standout performance in 2014 after consecutive campaigns in which pectoral tears ended his 2012 and 2013 seasons prematurely... Recorded his first NFL start at HOU (9/7), making five tackles (all solo) and notching the first fumble recovery of his career... Tied for team lead with six tackles (four solo) in a start vs. JAX (9/14). Recorded the first partial sack of his career... Started at PHI (9/21), finishing tied second on the team with five tackles (four solo)... Started and made a then-career-high 13 tackles (seven solo) along with his first career interception vs. NYG (9/25)... Started and registered eight tackles (four solo) vs. SEA (10/6)... Registered six tackles (all solo) in a start at ARI

(10/12)... Started and led the Redskins with a career-high 14 tackles (seven solo) vs. TEN (10/19), earning NFC Defensive Player of the Week honors for his performance... Started and led the Redskins with 10 tackles (six solo) and added a sack in an overtime win at DAL (10/27)... Started and notched eight tackles (six solo) at MIN (11/2)... Started and led team with seven tackles (five solo) vs. TB (11/16)... Started and led the Redskins with eight tackles (seven solo) at SF (11/23)... Recorded three tackles (two solo) and a pass defended at IND (11/30)... Inactive vs. STL (12/7), at NYG (12/14) and vs. PHI (12/20)... Tied for team high with 10 tackles (seven solo) in a start vs. DAL (12/28).

2013 (REDSKINS)

Placed on the Reserve/Injured list on Aug. 26 after sustaining a pectoral injury during training camp.

2012 (REDSKINS)

Played 11 games in his rookie season, getting credit for nine tackles (four solo) on defense and seven special teams tackles according to the coaching staff... Saw action on special teams in a season-opening win at NO (9/9)... Played at linebacker and on special teams at STL (9/16), vs. CIN (9/23), at TB (9/30), vs. ATL (10/7) and vs. MIN (10/14)... Had one tackle on defense and two special teams tackles at NYG (10/21)... Had two tackles (both solo) at PIT (10/28)... Saw action at linebacker and on special teams vs. CAR (11/4)... Had one tackle in a win vs. PHI (11/18)... Had two tackles (both solo) in a Thanksgiving Day win at DAL (11/22)... Placed on the Reserve/Injured list with a torn pectoral on Nov. 27.

COLLEGE

Played in 51 games, including 39 starts, at outside linebacker during his five-year career... Was a two-time Butkus Award semifinalist... Graduated in December 2011 with a degree in sports management... Posted 317 tackles (172 solo), 5.5 sacks, 25 TFL, 14 pressures, two INTs, two fumble recoveries, three forced fumbles and 14 passes defended during his career... Named the 2011 Holiday Bowl Defensive MVP... Started all 13 games in 2011, recording 106 tackles, 10 tackles for loss, one sack, one safety, 13 pressures, seven pass breakups and two caused fumbles... Started all 12 games at linebacker and appeared on special teams in 2010... Posted 113 tackles (61 solo), eight TFL, two sacks, two INTs, two fumble recoveries, one forced fumble, two passes defended and one TD... Started 14 games at outside linebacker in 2009... Compiled 74 tackles (42 solo), 1.5 sacks, five TFL, a pressure and four passes defended... Appeared in 12 games at outside linebacker in 2008... Notched 24 tackles (16 solo), a sack, two TFL, a pressure and a pass defended.

PERSONAL

At Plano East (Texas) H.S., was named first-team All-American by both Parade Magazine and USA Today... Was a member of ESPN's top 150 national prospects... Finished his high school career with 273 tackles... Won the district championship in the triple jump as a junior... Was a three-time member of UT's Athletics Director's Honor Roll... Graduated with a degree in physical culture and sport with a minor in business... Served as a mentor at local middle schools in the Brothers and Brothers program... In 2014, encouraged students at Dumfries (Va.) Elementary to exercise for 60 minutes and read for 20 minutes every day and also participated in the Get the Ball Rolling Flag Football Experience with 120 middle school students at Redskins Park... In 2013, despite being on injured reserve, volunteered at the All-Stars Survivors Celebration at Redskins Park for women battling breast cancer... Was an active member at church functions at Texas... Brother, Aubrey Smith, played cornerback at NAIA Missouri Valley College... Enjoys video games and cooking... Born on July 7, 1989.

YEAR-BY-YEAR STATS

DEFENSE

Year	Team	G	GS	Tack	Solo	Sack	INT	PD
2012	Was	11	0	7	5	0	0	0
2013	Was			Injured Reserve				
2014	Was	13	13	108	70	1.5	1	3
2015	Was	12	8	62	35	0	1	3
Career		36	21	177	110	1.5	2	6

**Tackle stats according to STATS, LLC*

ADDITIONAL

Fumbles Forced-Recovered: 0-1 in 2014, 0-1 in 2015

CAREER HIGHS

SINGLE-GAME

Total Tackles:	15, vs. Tennessee (10/19/14)
Solo Tackles:	10, at New York Giants (09/24/15)
Sacks:	1, at Dallas (10/27/14)
Interceptions:	1, twice, last at New England (11/08/15)
Fumbles Recovered:	1, twice, last vs. Philadelphia (10/04/15)



RASHAD ROSS

WIDE RECEIVER
6-0 | 181
DOB: 2/2/90



1ST NFL SEASON
ARIZONA STATE
VALLEJO (CALIF.) H.S.

MILESTONES

NFL debut: 9/22/14 (at NYJ)... **Redskins debut:** 9/20/15 (vs. STL)... **First reception:** 9/24/15 (at NYG, 7 yards from Kirk Cousins)... **First KR TD:** 9/24/15 (at NYG, 101 yards)

TRANSACTIONS

Originally entered the NFL with the Tennessee Titans as a college free agent on May 9, 2013... Waived by the Titans on August 31, 2013... Signed to the Titans' practice squad on September 1, 2013... Waived by the Titans on October 29, 2013... Signed to the Kansas City Chiefs' practice squad on November 12, 2013... Waived by the Chiefs on May 12, 2014... Signed by the Washington Redskins on May 23, 2014... Waived by the Redskins on August 26, 2014... Signed to the Chicago Bears' practice squad on September 1, 2014... Signed to the Bears' active roster on September 16, 2014... Waived by the Bears on September 30, 2014... Signed to the Bears' practice squad on October 2, 2014... Released from the Bears' practice squad on October 7, 2014... Signed to the Redskins' practice squad on October 14, 2014... Released from the Redskins' practice squad On November 17, 2014... Signed to the Redskins' practice squad on December 8, 2014.

YEAR-BY-YEAR

2015 (REDSKINS)

Inactive vs. MIA (9/13)... Recorded a 23-yard kickoff return in Redskins debut vs. STL (9/20)... Scored his first career kickoff return touchdown at NYG (9/24) on a 101-yard return in the fourth quarter. The kickoff return touchdown was the Redskins' first since Oct. 31, 2010 (Brandon Banks, 96 yards at DET), and the return tied Brian Mitchell for the second-longest in team history (vs. SD on Dec. 6, 1998). Also recorded first career NFL reception, gaining seven yards on a pass from Kirk Cousins in the fourth quarter and adding another reception for 20 yards later in the game... Caught a career-long 43-yard pass vs. PHI (10/4)... Returned two kickoffs an average of 26.5 yards and drew a 42-yard pass interference penalty on offense at ATL (10/11)... Returned five kickoffs for 96 yards (19.2 avg.), caught one pass for 16 yards and recovered a blocked punt in the end zone at NYJ (10/18) for his second touchdown of the year. The blocked punt returned for touchdown was the Redskins' first since Nov. 7, 2004 vs. Detroit (Walt Harris)... Averaged 24.0 yards on two kickoff returns vs. TB (10/25)... Inactive at NE (11/8)... Gained 29 yards on two kickoff returns vs. NO (11/15)... Inactive at CAR (11/22)... Returned a kickoff 25 yards vs. NYG (11/29)... Gained 117 yards on four kickoff returns including a 41-yarder to set up a game-tying score late in the fourth quarter vs. DAL (12/7)... Caught two passes for 47 yards and averaged 22 yards on two kickoff returns in a win at CHI (12/13)... Averaged 16.7 yards on three kickoff returns in a win vs. BUF (12/20)... Returned a kickoff 19 yards in a division-clinching win at PHI (12/26)... Caught two passes for 71 yards including his first career receiving touchdown on a 71-yard pass from Colt McCoy at DAL (1/3).

2014 (BEARS/REDSKINS)

Spent the offseason with the Redskins before being waived on Aug. 26... Signed to the Chicago Bears' practice squad and signed to the active roster in Week 3... Made his NFL debut in Week 3 at NYJ and also saw playing time a week later vs. GB... Re-signed with the Redskins on Oct. 14, joining the team's practice squad before being released on Nov. 17... Re-joined the

Redskins' practice squad on Dec. 8.

2013 (TITANS/CHIEFS)

Signed with the Titans as a college free agent on May 9... Released during preseason roster cuts but signed to Titans' practice squad a day later... Spent the first eight weeks of the season with Titans before being released on Oct. 29... Signed to the Chiefs' practice squad in Week 10.

COLLEGE

Appeared in 26 career games with 14 starts at Arizona State from 2011-12 and caught 55 receptions for 864 yards and seven touchdowns over two seasons... Also added 28 kickoff returns for 779 yards and two touchdowns, including a 100-yarder against Colorado and a 98-yarder against Boise State in the MAACO Las Vegas Bowl... As a senior in 2012, played in 13 games and hauled in 37 receptions for 610 yards with six touchdowns and returned 15 kickoffs for 384 yards with a touchdown... As a junior in 2011, saw action in 13 contests and collected 254 receiving yards and a touchdown on 18 catches... Attended Butte College as a sophomore in 2010, totaling 368 receiving yards on 17 receptions with three touchdowns and added 180 rushing yards, 498 kickoff return yards and 195 punt return yards... As a freshman at Butte, caught 11 passes for 246 yards (22.4 avg.) and two touchdowns... As a member of the Arizona State outdoor and indoor track teams, set a career time in the 200m (21.01 seconds) at the Pac-12 Championships. Was a member of the Pac-12 Championship first place 4x100m relay and 200m indoor teams... Earned a degree in criminal justice.

YEAR-BY-YEAR STATS

RECEIVING

Year	Team	GP	GS	No	Yds	Avg	Lg	TD
2014	Chi	2	0	0	0	0	0	0
2015	Was	13	0	8	184	23	71t	1
Career		15	0	8	184	23	71t	1

KICK RETURN

Year	Team	KR	Yds	Avg	Lg	TD
2014	Chi	5	106	21.2	24	0
2015	Was	28	684	24.4	101t	1
Career		33	790	23.9	101t	1

ADDITIONAL

Blocked Punt Recovery TDs: 1 in 2015 (at NYJ, 10/18/15)


PERSONAL

Attended Vallejo (Calif.) H.S.... Caught 21 passes for 323 yards with a touchdown and rushed 48 times for 268 yards with two touchdowns as senior in 2008... Added 30 tackles, five interceptions, three pass deflections, one forced fumble and one fumble recovery on defense... Born Feb. 2, 1990.

CAREER HIGHS

SINGLE-GAME

Receptions:	2, three times, last at Dallas (01/03/16)
Receiving Yards:	71, at Dallas (01/03/16)
Receiving Touchdowns:	1, last at Dallas (01/03/16)
Kickoff Returns:	5, at NY Jets (10/18/15)
Kickoff Return Yards:	158, at NY Giants (09/24/15)
Kickoff Return Touchdowns:	1, at NY Giants (09/24/15)



BRANDON SCHERFF

GUARD/TACKLE
6-5 | 319
DOB: 12/26/91



ROOKIE
IOWA
DENISON (IOWA) H.S.

MILESTONES

NFL debut: 9/13/15 (vs. MIA)

TRANSACTIONS

Originally selected by the Washington Redskins in the first round (fifth overall) of the 2015 NFL Draft.

YEAR-BY-YEAR

2015 (REDSKINS)

Started at right guard in NFL Debut and helped the Redskins rush for 161 yards vs. MIA (9/13)... Helped the Redskins post 182 rushing yards in a start at right guard vs. STL (9/20)... Started at right guard at NYG (9/24)... Started at right guard vs. PHI (10/4), helping the offense go 90 yards on its final drive for a come-from-behind victory... Started at right guard at ATL (10/11) and at NYJ (10/18)... Started at right guard in the largest comeback win (24 points) in team history vs. TB (10/25)... Started at right guard at NE (11/8)... Started at right guard vs. NO (11/15), blocking for the Redskins' first combined 300-yard passing game/200-yard rushing game since Super Bowl XXII... Started at right guard at CAR (11/22)... Started at right guard and helped Kirk Cousins throw for his fourth 300-yard game of the season in a win vs. NYG (11/29)... Started at right guard vs. DAL (12/7)... Started at right guard in a win at CHI (12/13)... Started at right guard for Cousins' team-record-setting sixth 300-yard passing game of the season in a win vs. BUF (12/20)... Started at right guard in a division-clinching win at PHI (12/26)... Started at right guard in regular season finale at DAL (1/3). Started his 16th regular season game for the Redskins at right guard, becoming only the third rookie offensive lineman to start 16 games for Washington (Jon Jansen in 1999 and Chris Samuels in 2000).

COLLEGE

Played collegiately at Iowa from 2011-14, appearing in 43 games with 36 starts after a redshirt year in 2010... Returned for his senior season in 2014 and started all 13 games, receiving the Outland Trophy, which is awarded annually to the nation's most outstanding interior lineman. Earned unanimous consensus All-American honors and was named first-team All-Big Ten for the second consecutive season. Also won the Rimington-Pace Offensive Lineman of the Year award in the Big Ten Conference... Started in all 13 games in which he appeared as a junior in 2013, earning second-team All-American honors from the Football Writers Association of America and earned first-team All-Big Ten honors from league coaches, Sporting News, Phil Steele and others... As a sophomore in 2012, started in all seven games in which he appeared and played every offensive snap in six games... Started in three of the 10 games in which he appeared as a freshman in 2011... Redshirted in 2010.

PERSONAL

Attended Denison (Iowa) H.S., where he was a five-sport athlete who competed in football, basketball, baseball, tennis and track and field... Played offensive and defensive lineman in his final two seasons after playing quarterback as a sophomore... Earned first team all-state honors on offense as a senior and was second team all-state on defense as a junior... Collected 31 solo tackles and 51 assists with 16 tackles for loss as a team captain as a senior. Recorded 200 receiving yards and five touchdown receptions at tight end as a junior a year after passing for 1,200 yards as a sophomore... Earned first team all-district, all-conference and all-state honors in baseball... Holds school shot put record and won state title in the event as a sophomore, while placing third as a freshman and second as a junior... Is an avid fisherman and hunter... Earned degree in Sports Studies and intends to be a coach following his playing career... Son of Cindy and Bob Scherff... Born Dec. 26, 1991.

YEAR-BY-YEAR STATS

GAMES/STARTS

Year	Team	G	GS
2015	Was	16	16
Career		16	16



ALEX SMITH

TIGHT END
6-4 | 250
DOB: 5/22/82



11TH NFL SEASON
STANFORD
MULLEN H.S. (DENVER, COLO.)

MILESTONES

NFL debut: 9/11/05 (at MIN)... **First NFL start:** 9/11/05 (at MIN)... **Redskins debut:** 12/20/15 (vs. BUF)... **First reception:** 9/11/05 (at MIN, five yards from Brian Griese)... **First receiving TD:** 9/11/05 (at MIN, 23 yards from Brian Griese)

TRANSACTIONS

Selected by the Tampa Bay Buccaneers in the third round (71st overall) of the 2005 NFL Draft... Traded to the New England Patriots on April 30, 2009... Released by the Patriots on September 5, 2009... Signed with the Philadelphia Eagles on September 8, 2009... Signed with the Cleveland Browns as an unrestricted free agent on May 4, 2010... Re-signed with the Browns on March 3, 2011... Re-signed with the Browns on March 15, 2012... Signed with the Cincinnati Bengals as an unrestricted free agent on April 16, 2013... Re-signed with the Bengals on June 10, 2014... Signed with the New Orleans Saints as an unrestricted free agent on August 7, 2015... Released by the Saints on August 17, 2015... Signed with the Saints on August 19, 2015... Released by the Saints on September 5, 2015... Signed with the Washington Redskins on December 15, 2015.

PRO

Joined the Redskins in Week 15 of the 2015 season having previously appeared in 121 games with 56 starts from 2005-14... Caught 163 combined passes for 1,473 yards with 13 touchdowns with the Buccaneers (2005-08), Eagles (2009), Browns (2010-12) and Bengals (2013-14). Also spent time on the roster of the Patriots (2009) and Saints (2015) but did not appear in game action for the franchises.

YEAR-BY-YEAR

2015 (SAINTS/REDSKINS)

Joined the Saints in August, spending two separate preseason stints with the team before being released during final cuts... Signed with the Redskins in Week 15... Made Redskins debut in a win vs. BUF (12/20)... Contributed on offense and special teams in a division-clinching win at PHI (12/26) and in regular season finale at DAL (1/3).

2014 (BENGALS)

Appeared in the first two regular season games for the Bengals, recording no offensive stats... Placed on the Reserve/Injured list with an injury to his biceps.

2013 (BENGALS)

Played every regular season game for Cincinnati and earned a start at BAL (11/10) in place of an injured Jermaine Gresham... Posted three catches for 12 yards with a touchdown on the season... Caught a two-yard touchdown pass vs. CLE (11/17)... Contributed to Bengals rankings of sixth in NFL in scoring and 10th in net offense.

2012 (BROWNS)

Played in 12 games, including the Browns' final nine contests... Saw most of his action in season's second half in an H-back role... Caught 12 passes for 47 yards on the year... Recorded season highs of three receptions and

30 yards at CIN (9/16), but left game in fourth quarter with a concussion... Inactive for Weeks 3-5... Served as lead blocker out of the backfield as Trent Richardson rushed for 122 yards vs. SD (10/28)... Caught three passes for eight yards vs. BAL (11/4), and aided Richardson to a rushing total of 105 yards.

2011 (BROWNS)

Played in Browns' first 14 games, making four starts, before missing final two contests with a shoulder injury... Caught 14 passes for 131 yards with one touchdown on the season... Lone score came on a one-yard pass from Colt McCoy at OAK (10/16).

2010 (BROWNS)

Signed with Cleveland as free agent on May 4... Played in three games, including one start vs. BAL (12/26)... Was active but did not play in two contests and was inactive for 11.

2009 (PATRIOTS/EAGLES)

Following trade to New England and subsequent release by Patriots, signed with Philadelphia and played in every game with five starts for Eagles' 11-5 Wild Card team... Used primarily as a blocker, catching three passes for 25 yards during the regular season... Caught one pass for eight yards in NFC Wild Card round at DAL.

2008 (BUCCANEERS)

Started 12 of the 14 games in which he appeared... Posted his third straight season with three touchdowns catches, finishing the year with 21 receptions for 250 yards... Helped Tampa Bay to win in all three games in which he scored, including a 30-21 win vs. GB (9/28), a 27-3 win vs. CAR (10/12) and a 30-27 victory at KC (11/2)... Also recorded a two-point conversion on a reception at KC.

2007 (BUCCANEERS)

Started all 14 games in which he played, helping the 9-7 Buccaneers to an NFC South title... Caught 32 passes for 385 yards with three touchdowns... Scored Tampa Bay's only two touchdowns at IND (10/7) on passes from Jeff Garcia... Posted a career-high 79 receiving yards on six receptions at SF (12/23)... Recorded a six-yard touchdown catch in Wild Card playoff loss vs. NYG (1/6).

2006 (BUCCANEERS)

Played 14 games with seven starts for Tampa Bay, catching 35 passes for 250 yards with three touchdowns... Recorded a three-yard touchdown catch from Bruce Gradkowski at NO (10/8)... Also scored on a two-yard reception vs. CIN (10/15)... Posted third touchdown of the season on a nine-yard pass from Tim Rattay in a win at CHI (12/17).

2005 (BUCCANEERS)

Played in every game as a rookie with 10 starts, contributing to the Buccaneers' 11-5 NFC South championship squad... Ranked second on team in receptions (41) and third in receiving yards (367), with two touchdowns... Led NFL rookie TEs in receptions and ranked third among all rookies... Scored two touchdowns in his NFL debut at MIN (9/11)... Caught a career-high eight passes for 75 yards vs. ATL (12/24).

COLLEGE

Played collegiately at Stanford from 2001-04, playing 44 games with 32 starts... Finished career with 107 receptions for 1,291 yards with eight touchdowns... As a senior, earned multiple second-team All-America nods and finished second in voting for Mackey Award, awarded annually to the nation's top tight end... Redshirted in 2000.

PERSONAL

Attended Mullen H.S. in Denver, where he earned All-American honors in football while also lettering in basketball and track... Named first-team All-State and All-Centennial League following a senior season in which he caught 35 passes for 357 yards and four touchdowns... Helped Mullen win the Colorado 5A Championship as a junior... Majored in economics at Stanford, and participated in NFL Business and Entrepreneurial Program at Stanford graduate school of business in 2009... Founded Easii Foundation in 2007, with goal of helping underprivileged youth gain college scholarships... Crowned EA Sports Madden Bowl champion in 2007 and '08... Has twin boys, Amari and Aiden... Father, Edwin, was the first Bahamian NFL player, playing defensive end for the Denver Broncos from 1973-76... Born May 22, 1982.

YEAR-BY-YEAR STATS

RECEIVING

Year	Team	GP	GS	No	Yds	Avg	Lg	TD
2005	TB	16	10	41	367	9	24	2
2006	TB	14	7	35	250	7.1	27	3
2007	TB	14	14	32	385	12	33	3
2008	TB	14	12	21	250	11.9	34	3
2009	Phi	16	5	3	25	8.3	11	0
2010	Cle	3	1	1	6	6	6	0
2011	Cle	14	4	14	131	9.4	20	1
2012	Cle	12	2	13	47	3.6	17	0
2013	Cin	16	1	3	12	4	7	1
2014	Cin	2	0	0	0	0	0	0
2015	Was	3	0	0	0	0	0	0
Career		124	56	163	1473	9	34	13

KICK RETURN

Year	Team	KR	Yds	Avg	Lg	TD
2005	TB	1	0	12	12	0
2008	TB	2	0	17	8.5	0
2009	Phi	1	0	4	4	0
Career		4	0	33	8.3	17

POSTSEASON

Year	Team	GP	GS	No	Yds	Avg	Lg	TD
2005	TB	1	1	3	14	4.7	11	0
2007	TB	1	1	3	26	8.7	15	1
2009	Phi	1	0	1	8	8	8	0
Career		3	2	7	48	6.9	15	1


ADDITIONAL

Fumbles-Lost: 1-1 in 2006, 1-0 in 2013
Fumbles Forced-Recovered: 0-1 in 2007, 0-1 in 2011

CAREER HIGHS

SINGLE-GAME

Receptions: 8, vs. Atlanta (12/24/2005)
Receiving Yards: 79, at San Francisco (12/23/07)
Long (Receiving): 34, at Dallas (10/26/08)
Receiving Touchdowns: 2, twice, last at Indianapolis (10/07/07)



PRESTON SMITH

LINEBACKER

6-5 | 271

DOB: 11/17/92



ROOKIE

MISSISSIPPI STATE

STEPHENSON H.S. (STONE MOUNTAIN, GA.)

MILESTONES

NFL debut: 9/13/15 (vs. MIA)... **First sack:** 9/13/15 (vs. MIA, Ryan Tannehill)... **First FF:** 9/13/15 (vs. MIA, Ryan Tannehill)... **First FR:** 9/13/15 (vs. MIA, Ryan Tannehill)

TRANSACTIONS

Originally selected by the Washington Redskins in the second round (38th overall) of the 2015 NFL Draft.

YEAR-BY-YEAR

2015 (REDSKINS)

Made NFL debut vs. MIA (9/13), recording his first career sack, forced fumble and fumble recovery on a single play when he jarred the ball loose from Dolphins quarterback Ryan Tannehill and recovered the ball 25 yards downfield. Also forced a fumble on special teams... Registered a pass defensed in a win vs. STL (9/20)... Played on defense and special teams at NYG (9/24)... Recorded three solo tackles including a sack vs. PHI (10/4)... Made two solo tackles at ATL (10/11)... Added an assisted tackle at NYJ (10/18)... Recorded four tackles (two solo) in the largest comeback win (24 points) in team history vs. TB (10/25)... Registered a solo tackle at NE (11/8)... Added an assisted tackle in a win vs. NO (11/15)... Made three tackles (two solo) including a sack at CAR (11/22)... Recorded three tackles (one solo) and a pass defensed in a win vs. NYG (11/29)... Posted a solo tackle vs. DAL (12/7)... Made a solo tackle in a win at CHI (12/13)... Recorded four tackles (two solo) including a five-yard sack in a win vs. BUF (12/20)... Posted four tackles (three solo), three sacks and a forced fumble in a division-clinching win at PHI (12/26), the first multi-sack game of his career. His three sacks were the most in a game by a Redskins rookie since Dec. 13, 2013 (Brian Orakpo, four at Oakland)... Recorded a sack at DAL (1/3) to push his season sack total to 8.0, the second-most by a Redskins rookie since sacks became an official statistic in 1982 (11.0, Orakpo in 2009). Became the first member of the Redskins to lead all NFL rookies in sacks in a season since Orakpo in 2009. Posted a sack in three consecutive games for the first time in his career.

COLLEGE

Played collegiately at Mississippi State from 2011-14, playing in 47 games with 24 starts... Recorded 134 career tackles (27 for loss), 16 sacks, five forced fumbles and two interceptions... As a senior in 2014, started all 13 games and became the first player in SEC history to be named SEC Defensive Lineman of the Week for three consecutive weeks. Recorded nine sacks and posted at least one tackle for loss in 12 of the team's 13 games en route to first-team All-SEC honors as selected by the league's coaches... Started 11 of the 12 games in which he played as a junior in 2013, compiling 44 tackles (29 solo, 6.5 for loss) with 2.5 sacks. Named Most Outstanding Defensive Player of the Liberty Bowl... As a sophomore in 2012, played in all 13 games and led team with 4.5 sacks... Played in the final eight games of the season as a freshman in 2011.

PERSONAL

Attended Stephenson H.S. in Stone Mountain, Ga., where he was credited with 68 total tackles including nine sacks as a senior for the 9-2 Jaguars... As a junior, played on an 11-1 squad that won the Region 2 crown... Rated a three-star prospect by Rivals.com... Played for Stephenson team that had 29 of 32 senior players sign a college scholarship... Participated in the 2015 Senior Bowl... Majored in interdisciplinary studies... Born Nov. 17, 1992.

YEAR-BY-YEAR STATS


DEFENSE

Year	Team	G	GS	Tack	Solo	Sack	INT	PD
2015	Was	16	1	30	20	8	0	4
Career		16	1	30	20	8	0	4

**Tackle stats according to STATS, LLC*

ADDITIONAL

Fumbles Forced-Recovered: 3-1 in 2015



NICK SUNDBERG

LONG SNAPPER
6-0 | 264
DOB: 7/29/87



6TH NFL SEASON
CALIFORNIA
NORTH CANYON H.S. (PHOENIX, ARIZ.)

MILESTONES

NFL debut: 9/12/10 (vs. DAL)

TRANSACTIONS

Originally entered the NFL with the Carolina Panthers as a college free agent on May 1, 2009... Waived by the Panthers on August 7, 2009... Signed to the Baltimore Ravens' practice squad on December 23, 2009... Signed with the Washington Redskins as a free agent on January 28, 2010... Re-signed with the Redskins as a restricted free agent on March 11, 2013.

PRO

Entered 2015 having appeared in 61 career regular season games, all with Washington... Became a cult hero in 2012 after snapping an entire half with a broken arm during the team's season-opening win at NO... Had an 8-0 record in regular season games in which he played in 2012.

YEAR-BY-YEAR

2015 (REDSKINS)

Snapped in season opener vs. MIA (9/13)... Snapped for kicker Dustin Hopkins' NFL debut vs. STL (9/20)... Snapped at NYG (9/24)... Snapped for Hopkins' career-high three field goals vs. PHI (10/4)... Snapped for Hopkins' then-career-long 52-yard game-tying field goal with no time remaining in regulation at ATL (10/11)... Snapped for Hopkins' second consecutive game with a field goal of 50+ yards at NYJ (10/18)... Snapped in the largest comeback win (24 points) in team history vs. TB (10/25)... Snapped at NE (11/8)... Snapped for Hopkins' career-high four field goals in a win vs. NO (11/15)... Snapped at CAR (11/22)... Snapped in a win vs. NYG (11/29)... Snapped for Hopkins' three field goals vs. DAL (12/7)... Snapped in a win at CHI (12/13), including Hopkins' eventual 47-yard game-winner early in the fourth quarter... Played in his 75th career game while snapping for Hopkins' five PATs in a win vs. BUF (12/20)... Snapped in a division-clinching win at PHI (12/26)... Snapped in regular season finale at DAL (1/3).

2014 (REDSKINS)

Played in all 16 games... Handled long-snapping duties at HOU (9/7) and vs. JAX (9/14)... Snapped for kicks and punts at PHI (9/21) and helped kicker Kai Forbath push his career-long streak to 18 consecutive field goal attempts... Handled long snapping duties vs. NYG (9/25)... Snapped vs. SEA (10/6), including for punter Tress Way's eight punts for 399 yards... Handled long snapping duties at ARI (10/12)... Snapped for Kai Forbath's career-high four field goals including a game-winning 22-yarder at the end of regulation vs. TEN (10/19)... Snapped for Kai Forbath's two field goals including a 40-yard game-winner in an overtime win at DAL (10/27)... Handled long snapping duties at MIN (11/2) and vs. TB (11/16)... Snapped for eight Tress Way punts and three successful kicks (two field goals, one PAT) for Kai Forbath at SF (11/23)... Snapped for six Tress Way punts and five successful Kai Forbath kicks (two field goals, three PATs) at IND (11/30)... Snapped vs. STL (12/7) and at NYG (12/14)... Snapped vs. PHI (12/20), including on the 26-yard game-winning field goal by Kai Forbath with five seconds remaining... Snapped vs. DAL (12/28).

2013 (REDSKINS)

Played in five games before suffering a season-ending injury... Snapped for all kicks and punts vs. PHI (9/9)... Snapped for all kicks and punts at GB (9/15), including the first point of kicker John Potter's career on a third-quarter PAT... Snapped for all kicks and punts, including Potter's first career made field goal vs. DET (9/22)... Snapped for all kicks and punts at OAK (9/29)... Snapped at DAL (10/13) before leaving the game with a knee injury... Placed on the Reserve/Injured list on Oct. 15.

2012 (REDSKINS)

Appeared in eight regular season games, with the Redskins finishing the regular season 8-0 in games in which he served as long snapper... Was the long snapper during the Redskins' 40-32 win at NO (9/9), snapping for all 16 points scored by kicker Billy Cundiff (4/4 FG, 4/4 PAT) despite playing with a broken arm for the entire second half... Placed on Reserve/Injured list following the game but was designated for return... Returned to action in Week 11 in a win vs. PHI (11/18)... Snapped in a Thanksgiving Day win at DAL (11/22), including snapping on Kai Forbath's fourth-quarter field goal that pushed Forbath to 10-for-10 in his career... Snapped in a win vs. NYG (12/3) on Monday Night Football... Snapped in a win vs. BAL (12/9)... Snapped in a win at CLE (12/16)... Snapped in a win at PHI (12/23), including for the 17th consecutive made field goal to open kick Kai Forbath's career, setting an NFL record... Snapped in a division-clinching win vs. DAL (12/30)... Made his postseason debut in the NFC Wild Card Round vs. SEA (1/6).

2011 (REDSKINS)

Appeared in all 16 games at long snapper... Snapped for kicker Graham Gano's 4-for-4 performance on PATs vs. NYG (9/11)... Snapped for kicker Graham Gano's 3-for-4 field goal attempts and 1-for-1 PATs vs. ARI (9/18)... Snapped for kicker Graham Gano's 3-for-4 field goal attempts and 1-for-1 PATs at DAL (9/26)... Snapped for kicker Graham Gano's 1-for-1 on field goal attempts and 2-for-2 PATs at STL (10/2)... Snapped for kicker Graham Gano's 2-for-2 on field goal attempts and 1-for-1 PATs vs. PHI (10/16)... Snapped for kicker Graham Gano's 2-for-2 on field goal attempts and 2-for-2 PATs at CAR (10/23)... Snapped for kicker Graham Gano's 0-for-1 field goal attempts at BUF (10/30)... Snapped for kicker Graham Gano's 1-for-1 field goal attempts vs. SF (11/6)... Snapped for kicker Graham Gano's 3-for-5 field goal attempts at MIA (11/13)... Snapped for kicker Graham Gano's 1-for-2 field goal attempts at SEA (11/27)... Snapped for kicker Graham Gano's 4-for-4 field goal attempts vs. NYJ (12/4)... Snapped for kicker Graham Gano's 2-for-2 field goal attempts vs. NE (12/11)... Snapped for kicker Graham Gano's 3-for-3 field goal attempts at NYG (12/18)... Snapped for kicker Graham Gano's 4-for-4 field goal attempts vs. MIN (12/24)... Snapped for kicker Graham Gano's 1-for-2 field goal attempts at PHI (1/1/12)... Also spent the season snapping for punter Sav Rocca, who had the third-best net punting season in team history (39.0 net yards per punt).

2010 (REDSKINS)

Appeared in all 16 regular season games... Made his NFL debut vs. DAL (9/12) while handling all long snapping duties... Handled all long snapping duties vs. HOU (9/19), at STL (9/26) and at PHI (10/3)... Handled long snapping duties vs. GB (10/10). Snapped for kicker Graham Gano's game-tying and game-winning field goals... Handled all long snapping duties vs. IND (10/17), at CHI (10/24), at DET (10/31), vs. PHI (11/15), at TEN (11/21), vs. MIN (11/28), at NYG (12/5), vs. TB (12/12), at DAL (12/19)

and at JAX (12/26)... Handled long snapping duties vs. NYG (1/2) and had one special teams tackle.

2009 (RAVENS)

Spent the final two weeks of the regular season and two playoff games as a member of the Baltimore Ravens' practice squad.

COLLEGE

Played in 52 consecutive games as the long snapper at California... Started at long snapper all four years at California.

PERSONAL

Attended North Canyon H.S. in Phoenix, serving as a team captain and earning all-region honorable mention his senior season. Also participated in track and wrestling... Majored in legal studies at California.

COMMUNITY

Has been active with the Washington Redskins Charitable Foundation throughout his tenure with the Redskins... In 2014, led elementary students through drills to promote physical fitness, healthy lifestyle habits and proper nutrition at the Fuel Up to Play 60 Mini-Combine... Greeted fans at the team's annual Draft Day Party... Assisted teammate Tyler Polumbus at Tyler's Kids Outreach Extreme Recess, a football camp for children with physical and developmental disabilities... Raised money for afterschool exercise and wellness programs with actor Matthew McConaughey and teammate Alfred Morris at the Movies with Morris event... Welcomed Richmond children to training camp at the Bon Secours training camp facility in Richmond... Encouraged students at Dumfries Elementary to exercise for 60 minutes and read for 20 minutes every day... Helped provide school supplies and clothes to hundreds of kids in Richmond for the Back to School Shopping Spree presented by Macy's... Brought joy to 31 women battling breast cancer at the team's annual All-Star Survivors Celebration... Helped raise funds for breast cancer research and services for the American Cancer Society at the SACK Cancer Gala... Coached women through football drills at Redskins Park on WOW Ladies Night Out... Played video games online with active serving military members stationed overseas during a Redskins Salute: Pros vs. GI Joes event... In 2013, helped with the Recess at Guilford Elementary School event, attended the annual Harvest Feast event and volunteered at the Adopt a Child Shopping Spree... In 2012, volunteered at the annual Redskins All-Star Survivors Celebration, an event that provides an afternoon of pampering for area women battling breast cancer... In 2011, worked with the Washington Redskins Charitable Foundation and the U.S. Marine Corps to provide 1,100 youth in need with a toy during the holiday season at the annual Skins Santa Shoppe... Helped distribute 3,500 whole turkeys and Thanksgiving food baskets at FedExField to Prince George's County residents in need at the team's annual Harvest Feast... Participated in Pros vs. GI Joes video game competition between Redskins players and troops stationed in Kandahar, Afghanistan... Was active with the Washington Redskins Charitable Foundation in 2010, participating in the PLAY 60 Challenge Mini-Combine, Hometown Huddle, Rehabbing with the Troops, Harvest Feast, Renaldo Wynn's Adopt a Child for the Holidays and Skins Santa Shoppe.


YEAR-BY-YEAR STATS

GAMES/STARTS

Year	Team	GP	GS
2010	Was	16	0
2011	Was	16	0
2012	Was	8	0
2013	Was	5	0
2014	Was	16	0
2015	Was	16	0
Career		77	0

POSTSEASON

2012 (WAS): 1 G



PIERRE THOMAS

RUNNING BACK
5-11 | 215
DOB: 12/18/84



8TH NFL SEASON
ILLINOIS
THORNTON-FRACTIONAL SOUTH HS. (LANSING, ILL.)

HONOR ROLL

2013 Saints Walter Payton Man of the Year

MILESTONES

NFL debut: 10/7/07 (vs. CAR)... **First NFL start:** 12/30/07 (at CHI)... **Redskins debut:** 12/13/15 (at CHI)... **First TD:** 10/14/07 (at SEA, five-yard fumble return on botched punt)... **First carry:** (at CAR, three yards)... **First rushing TD:** 10/21/07 (vs. ATL, 24 yards)... **First multi-TD game rushing:** 9/21/08 (at DEN, 2)... **First 100-yard rushing game:** 12/30/07 (at CHI, 105 yards)... **First reception:** 12/16/07 (vs. ARI, two yards from Drew Brees)... **First receiving TD:** 12/30/07 (at CHI, 11 yards from Drew Brees)... **First 100-yard receiving game:** 12/30/07 (at CHI, 121 yards)... **First game with both rushing TD and receiving TD:** 12/7/08 (vs. ATL, one each)... **First kickoff return:** 10/7/07 (vs. CAR, 23 yards)... **First postseason TD:** 1/24/10 (vs. MIN, 38-yard pass from Drew Brees)... **First Super Bowl TD:** 2/7/10 (vs. IND in Super Bowl XLIV, 16-yard pass from Drew Brees)

TRANSACTIONS

Originally entered the NFL as a college free agent with the New Orleans Saints on April 30, 2007... Re-signed with the Saints as a restricted free agent on June 14, 2010... Re-signed with the Saints on March 3, 2011... Re-signed with the Saints on March 12, 2014... Released by the Saints on March 5, 2015... Signed with the San Francisco 49ers on November 3, 2015... Released by the 49ers on November 10, 2015... Signed with the Washington Redskins on December 10, 2015.

PRO

Joined the Redskins in Week 14 of the 2015 season after having previously appeared in 106 career games with 38 starts. Came to Washington having previously compiled 822 carries for 3,757 yards (4.6 avg.) with 48 rushing touchdowns and 327 receptions for 2,608 yards (8.0) with 12 receiving touchdowns... Also recorded 83 kickoff returns for 1,964 yards (23.7 avg.) prior to joining the Redskins... Exited the Saints ranking in the Top 10 in team history in carries (fifth, 818), rushing yards (fourth, 3,745), rushing touchdowns (tied for third, 28), receptions (sixth, 327) and yards from scrimmage (sixth, 5,353) and total touchdowns (seventh, 41)... Posted a 4-1 playoff record with the Saints including a victory in Super Bowl XLIV. Was Saints' leading rusher in the playoffs during 2009 Super Bowl with 36 carries for 143 yards (4.0 avg) with a rushing touchdown and adding 12 receptions for 111 yards with two receiving touchdowns.

YEAR-BY-YEAR

2015 (49ERS/REDSKINS)

Signed with the Niners in Week 9 after being released by the Saints in March... Appeared in one game with San Francisco, rushing four times for 12 yards vs. ATL (11/8)... Released by the Niners on Nov. 10... Signed with the Redskins in Week 14... Made his Redskins debut at CHI (12/13), catching one pass for 12 yards... Played on offense and special teams in a win vs. BUF (12/20)... Rushed four times for 22 yards and caught seven passes for 67 yards in a division-clinching win at PHI (12/26)... Gained 30 rushing yards on seven carries and caught a five-yard pass in regular season finale

at DAL (1/3).

2014 (SAINTS)

Appeared in 11 games, making three starts... Recorded 45 rushing attempts and 45 receptions, gaining 222 rushing yards and 378 receiving yards. Posted two rushing touchdowns and one receiving touchdown... Rushed seven times for 31 yards and caught six passes for 58 yards in season opener at ATL (9/7)... Rushed eight times for 30 yards including a one-yard touchdown on team's opening drive vs. MIN (9/21)... Recorded four carries for 35 yards including a 27-yard touchdown and also finished second on team with eight receptions for 77 yards and a touchdown vs. TB (10/5). With the 15-yard touchdown reception, moved into sole possession of seventh place on club's all-time total touchdowns list (40). Also became sixth player in franchise history to surpass the 6,000 career yards from scrimmage and became the first back in club history to reach the 300 reception mark for his career. Recorded a rushing and receiving touchdown for the fourth time in career, the first since a 2013 contest vs. Dallas... Started and played in his 100th career game at DET (10/19), becoming the 52nd Saint to play in 100 games... Inactive with rib and shoulder injuries in Weeks 8-11... Returned vs. BAL (11/24), carrying five times for 19 yards and catching six passes for 37 yards... Carried twice for 11 yards and tied for the team lead with five catches for 83 yards at CHI (12/15), including a game-long 39-yard reception... Placed on Reserve/Injured list on Dec. 26.

2013 (SAINTS)

Played in all 16 games, starting nine, leading NFL running backs in receiving with 77 grabs for 513 yards with three touchdowns, while also leading the Saints in rushing with 147 rushes for 549 yards with two touchdowns... Became the fourth Saints' running back to surpass 3,500 career yards rushing... Became half of the first Saints running back duo (Darren Sproles) to each surpass 70 receptions... Ranked fourth in the NFL in yards after the catch (671)... Posted the sixth multi-touchdown game of his career in return to his hometown at CHI (10/6), recording nine receptions for 55 yards and two scores and 19 carries for 36 yards... Carried the ball six times for 24 yards and added 66 yards through the air on seven receptions at NYJ (11/3)... Finished second on the team in rushing with 87 yards on 17 carries with one Touchdown and added seven receptions for 24 yards with one touchdown vs. DAL (11/10), for the seventh multi-touchdown game of his career and second of the season... Finished with 73 rushing yards and 57 receiving yards for a season-high 130 total yards from scrimmage at ATL (11/21)... Recorded seven receptions for 62 yards, surpassing 70 grabs on the season, at STL (12/15)... Reached 3,500 rushing yards at CAR, (12/22), becoming just the fourth back in team history to reach the milestone (McAllister, Rogers, Hilliard)... Carried the ball seven times for 20 yards with a score and added a three-yard reception in regular season finale vs. TB (12/29)... Inactive for both postseason contests with a chest injury.

2012 (SAINTS)

Played in 15 games with four starts, before being placed on Injured Reserve (knee) for the team's finale vs. CAR (12/30)... Carried 105 times for 473 yards with one touchdown and posted 39 receptions for 354 yards with a touchdown... Started and rushed nine times for a team-high 110 yards (12.2 avg.), including a career-long rush of 48, as well as posting four receptions for 33 yards at CAR, (9/16)... Started and recorded four receptions for 55 yards vs. Kansas City, (9/23)... Carried nine times for 30 yards and had two receptions for 40 yards, including a grab for a 36-yard gain, vs. SD (10/7)...

Started and rushed for a touchdown at TB (10/21), the 24th rushing touchdown of his career, putting him in sole possession of fifth place on the club's all-time list... Carried six times for 44 yards, and added two receptions for 26 yards and a 38-yard kickoff return vs. PHI (11/5)... Rushed 14 times for a team-high 84 yards at ATL (11/29)... Posted seven receptions for 57 yards at NYG (12/9)... Finished with seven receptions for 61 yards with a touchdown at DAL (12/23).

2011 (SAINTS)

Appeared in all 16 games with seven starts, recording 110 carries for 562 yards (5.1 avg.) with five touchdowns. Also caught a then-career-high 50 passes for 425 yards (8.2 avg.) with one touchdown for 987 total yards from scrimmage... Played in both postseason games, starting one and was club's leading rusher in playoffs with nine carries for 72 yards (8.0 avg.) with a touchdown and also adding seven receptions for 60 yards... Posted a six-yard touchdown grab with 50 seconds left that brought the Saints back in a 30-27 come-from-behind win at CAR (10/9)... Recorded 10 carries for 57 yards (5.7 avg.) and five receptions for 68 yards (13.6 avg.) in a 62-7 win vs. IND (10/23), including a career-long 57-yard first quarter grab... Finished with eight carries for 66 yards (8.3 avg.) including a nine-yard touchdown scamper and season-long 33-yard run vs. TB (11/6)... Led team with 110 total yards from scrimmage to cap an undefeated month of November as he rushed eight times for 63 yards (7.9 avg.) with a 12-yard touchdown run and three receptions for 47 yards vs. NYG (11/28)... Carried eight times for 44 yards with a one-yard touchdown and added two receptions for 41 yards at MIN (12/18)... Carried nine times for 53 yards and scored on a four-yard run vs. ATL (12/26)... In NFC Wild Card Playoff vs. DET (1/7), led the Saints with 66 yards (8.3 avg.) rushing on eight carries, including a postseason career-long 31-yard run in the first quarter as he set a new post-season high for rushing yards and became club's all-time rushing playoff leader. Also finished with six receptions for 55 yards (9.2 avg.) as his 121 total yards from scrimmage led New Orleans... In NFC Divisional Playoff at SF (1/14), suffered a concussion in the first quarter and was sidelined for the remainder of contest, finishing with one carry for six yards and a five-yard reception.

2010 (SAINTS)

Despite playing in only six games with three starts because of an ankle injury, gained 269 yards on 83 carries with two touchdowns to finish as club's second-leading rusher. Also had 29 receptions for 201 yards and returned seven kickoffs for 154 yards (22.0 avg.)... Led team's rushing attack in opener vs. MIN (9/9), gaining 71 yards on 19 carries with a touchdown and three receptions for 15 yards... Led Saints in rushing and receiving with 18 carries for 46 yards and eight grabs for 57 yards at SF (9/20)... Started and carried nine times for 30 yards and had six catches for 61 yards vs. ATL (9/26)... Inactive for the next nine games with an ankle injury suffered at end of Falcons game... Returned and saw limited action vs. STL (12/12), carrying 12 times for 39 yards and adding four receptions for 29 yards... Gained 63 yards on 19 carries, including a two-yard touchdown run, and caught seven passes for 39 yards and averaged 21.5 yards on a pair of kickoff returns at ATL (12/27)... Inactive for regular season finale vs. TB (1/2) with ankle injury and was placed on Injured Reserve prior to start of postseason.

2009 (SAINTS)

Played in 14 games with six starts and led Saints in rushing for second straight season with 147 carries for 793 yards (5.4 avg.) with six touchdowns and finished sixth in receiving with 39 catches for 302 yards (7.7 avg.) and two touchdowns... Led team with 1,095 total yards from scrimmage... Was Saints' leading rusher in postseason with 36 carries for 143 yards (4.0 avg) with a rushing touchdown and 12 receptions for 111 yards with two receiving touchdowns, leading NFL running backs in postseason receptions and tying for second with three total touchdowns... His team-high 254 total yards from scrimmage in the postseason were the sixth-highest total by an undrafted player all-time... After missing opener and seeing limited action in the second game recovering from a training camp knee injury, sprung

into action in the second half at BUF (9/27), running for a career-best 126 yards on 14 carries with a pair of fourth-quarter touchdowns... Churned out 81 of his 86 rushing yards in the second half and scored the Saints' final touchdown vs. NYJ (10/4), while also catching four passes for 46 yards... For third consecutive week, led Saints in rushing, carrying 15 times for 72 yards vs. NYG (10/18)... Posted 100 total yards from scrimmage, rushing for 91 yards on 14 carries with a 22-yard touchdown and recording two grabs for nine yards with a one-yard score vs. ATL (11/2)... Had 81 total yards from scrimmage as he led the Saints with 13 carries for 50 yards including a 10-yard touchdown run in addition to five receptions for 31 yards vs. CAR (11/8)... Rushed for 92 yards on 11 carries with three catches for 11 yards at TB (11/22)... Led the Saints in rushing with 11 carries for 64 yards, adding three receptions for 23 yards with an 18-yard touchdown vs. NE (11/30)... Led the Saints with 100 total yards from scrimmage, carrying 13 times for 47 yards and registering six receptions for 53 yards at ATL (12/13)... Surpassed 1,000 total yards from scrimmage in a season for first time with 70 combined yards vs. DAL (12/19)... Inactive with rib injury at CAR (1/3)... In NFC Divisional Playoff vs. ARI, carried 13 times for 52 yards along with making four catches for 18 yards... In NFC Championship vs. MIN, led Saints in rushing with 14 carries for 61 yards with one touchdown and added two receptions including a 38-yard touchdown on a screen. Set up game-winning overtime drive with a 40-yard kickoff return and a conversion on a key fourth-and-one. Became only the ninth undrafted player since the merger to score two touchdowns in a postseason contest... In Super Bowl XLIV vs. IND, led Saints with 85 total yards from scrimmage on nine rushes for 30 yards and six receptions for 55 yards, including a 16-yard touchdown in the third quarter.

2008 (SAINTS)

Played in 15 games, with five starts, but was inactive for finale with back and wrist injuries... Led Saints in rushing with 625 yards on 129 carries (4.8 avg.) with nine touchdowns. Also added 31 catches for 284 yards (9.2 avg.) and three touchdowns, and led the team with 31 kickoff returns for 793 yards (25.6 avg.)... Posted team-high 72 points... Scored a touchdown in six straight games (Nov. 16-Dec. 21), tying a team record held by Dalton Hilliard... Reached end zone on runs of five and 10 yards at DEN (9/21)... Returned five kickoffs for 168 yards, including a 56-yarder, at MIN (10/6)... Emerged as club's top backfield threat at KC, (11/16), recording 16 carries for 88 yards and a touchdown and four catches for 56 yards... Had 87 yards on 15 attempts with two touchdowns and hauled in three passes for 34 yards vs. GB (11/24)... Scored on a 20-yard touchdown grab at TB (11/30)... Posted Saints' lone 100-yard rushing performance of 2008 with 102 on 16 carries with a touchdown vs. ATL (12/7). Added a seven-yard touchdown catch and an 88-yard kickoff return, earning NFC Special Teams Player of the Week... Recorded a season-high 22 carries for 87 yards, including a 42-yard touchdown, and also added seven catches for 59 yards and a touchdown at CHI (12/11). His 146 yards of offense were a season-high, and he added three kickoff returns for 63 yards to end with 209 all-purpose yards... Posted 77 yards on 13 attempts with a touchdown at DET (12/21). Tied team record by scoring a touchdown for his sixth straight game.

2007 (SAINTS)

Played in 12 games with a start and was inactive for four games. One of two undrafted free agents to make opening day roster... Rushed for 252 yards on 52 attempts (4.8 avg.) with one touchdown, caught 17 passes for 151 yards and a touchdown, returned 36 kickoffs for 865 yards (24.0 avg.) and registered five special teams tackles. Also scored on a special teams fumble recovery and added a two-point conversion run... Inactive for first three games... Made NFL debut vs. CAR (10/7), averaging 25 yards on four kickoff returns and posting a three-yard carry... Scored a touchdown in his second career game at SEA, (10/14), scooping up a loose ball on a botched punt snap and carrying it five yards into the end zone to give the Saints a 7-0 lead less than three minutes into the game... Scored first career offensive touchdown on a 24-yard draw vs. ATL (10/21)... Tied a team record with eight kick returns against STL (11/11) totaling 233 yards (second-highest

single-game total in team history) to average 29.1 yards with a season-best 64-yard return... Inactive vs. TB (12/2) with bruised kidney suffered previous week at Carolina... Playing in hometown of Chicago (12/30), made first career start and posted 20 carries for 105 yards and caught 12 passes for 121 yards with an 11-yard touchdown, becoming the first player in Saints history to gain more than 100 yards rushing and receiving in the same game. The 226 total yards from scrimmage marked the third-highest total in club history. Also ran for a two-point conversion following his fourth quarter touchdown catch, gained 16 first downs on 32 touches and forced a fumble by Bears CB Charles Tillman on an interception return.

COLLEGE

Played 40 games at Illinois, finishing his career sixth in school's history with 2,545 rushing yards (5.6 avg.) with 20 touchdowns... Also caught 57 passes for 411 yards and three touchdowns... Broke the school record for career kickoff return yardage with 1,495 yards... Led team in rushing in each of final three seasons, and had eight 100-yard games... Had a school-record 1,495 career kickoff return yards (24.1 avg.), including a 99-yard return for a touchdown... Left Champaign campus ranked second in school history with 4,451 all-purpose yards... Posted nine career 100-yard rushing games.

PERSONAL

Attended Thornton-Fractional South H.S. in Lansing, Ill., where he was a two-time all-state selection by the Chicago Tribune and Chicago Sun-Times... Totaled 5,565 yards in his career, scoring 88 touchdowns and posting 27 100-yard games (11 of over 200). Racked up 2,365 yards and 38 Touchdowns as a senior and was named the Champaign News-Gazette Player of the Year... Earned All-Area and All-Conference honors as a sophomore, junior and senior... Majored in sports management... Full name: Charles Pierre Thomas, Jr... Son of Charles and Greta Jo Thomas... Born Dec. 18, 1984 in Chicago.

COMMUNITY

Formed the iCAN Foundation, a non-profit public charity founded to help prevent and educate youth and adults about the ongoing and rising issues of childhood obesity in the U.S. through its programs and activities and was also designed to promote living a healthy lifestyle through physical activities as well as proper diet... Named the club's 2013 Man of the Year (Team Walter Payton Man of the Year nominee) for his dedication to supporting the community... His annual events include a Christmas Healthy Food & Toy Drive where he delivers toys & healthy snacks to underprivileged children and spends quality time with them as well... Each April, he also hosts a festive Prom of Champions event where 200 youth are invited to attend, along with a guest, who are battling blood disorders and varying cancers (and who otherwise would not be able to attend their school's own prom)... Thomas has also been active on the horticultural front by planting edible gardens at schools in his hometown and also led Let's Mov! Move Your Body Flash Workouts with kids... He also has developed an iCanBeFit! Program with 1on1 Health Fitness... Current programs under his foundation's umbrella include It's Geaux Time (where the Play 60 message is its basis), Football Skills Day, iCan Shopping With a Saint Event, I can Grow Community Garden Projects and Reviving Recess.



YEAR-BY-YEAR STATS

RUSHING

Year	Team	GP	GS	Att	Yds	Avg	Lg	TD
2007	NO	12	1	52	252	4.8	24t	1
2008	NO	15	5	129	625	4.8	42t	9
2009	NO	14	6	147	793	5.4	34t	6
2010	NO	6	3	83	269	3.2	16	2
2011	NO	16	7	110	562	5.1	33	5
2012	NO	15	4	105	473	4.5	48	1
2013	NO	16	9	147	549	3.7	18	2
2014	NO	11	3	45	222	4.9	27t	2
2015	SF/Was	5	0	15	64	4.3	11	0
Career		110	38	833	3809	4.6	48	28

RECEIVING

Year	Team	GP	GS	No	Yds	Avg	Lg	TD
2007	NO	12	1	17	151	8.9	17	1
2008	NO	15	5	31	284	9.2	24	3
2009	NO	14	6	39	302	7.7	36	2
2010	NO	6	3	29	201	6.9	23	0
2011	NO	16	7	50	425	8.5	57	1
2012	NO	15	4	39	354	9.1	36	1
2013	NO	16	9	77	513	6.7	29	3
2014	NO	11	3	45	378	8.4	39	1
2015	SF/Was	5	0	9	84	9.3	15	0
Career		110	38	336	2692	8	57	12

KICK RETURN

Year	Team	KR	Yds	Avg	Lg	TD
2007	NO	36	865	24	64	0
2008	NO	31	793	25.6	88	0
2009	NO	1	19	19	19	0
2010	NO	7	154	22	32	0
2011	NO	1	15	15	15	0
2012	NO	5	91	18.2	38	0
2013	NO	1	12	12	12	0
2015	SF	1	15	15	15	0
Career		83	1964	23.7	88	0

ADDITIONAL

Fumbles-Lost: 1-1 in 2008, 2-1 in 2009, 1-1 in 2011, 2-1 in 2013

FR Touchdowns: 1 in 2007 (at SEA)

POSTSEASON RUSHING

Year	Team	GP	GS	Att	Yds	Avg	Lg	TD
2009	NO	3	2	36	143	4	12	1
2011	NO	2	1	9	72	8	31	1
Career		5	3	45	215	4.8	31	2

POSTSEASON RECEIVING

Year	Team	GP	GS	No	Yds	Avg	Lg	TD
2009	NO	3	2	12	111	9.3	38t	2
2011	NO	2	1	7	60	8.6	14	0
Career		5	3	19	171	9	38t	2

ADDITIONAL POSTSEASON

Fumbles-Lost: 1-1 in 2011

Kickoff Returns: 1 KR for 40 yards (2009)

CHRIS THOMPSON

RUNNING BACK
5-8 | 193
DOB: 10/20/90



2ND NFL SEASON
FLORIDA STATE
MADISON COUNTY H.S. (MADISON, FLA.)



MILESTONES

NFL debut: 9/9/13 (vs. PHI)... **First PR:** 9/9/13 (vs. PHI, 5 yards)... **First KR:** 9/9/13 (vs. PHI, 14 yards)... **First receiving TD:** 12/14/14 (at NYG, 9 yards from Robert Griffin III)

TRANSACTIONS

Selected by the Washington Redskins in the fifth round (154th overall) of the 2013 NFL Draft... Waived by the Redskins on August 30, 2014... Signed to the Redskins' practice squad on August 31, 2014... Signed to the Redskins' active roster on December 11, 2014.

PRO

Third down back who played in four games during his rookie season in 2013 and two games in 2014.

YEAR-BY-YEAR

2015 (REDSKINS)

Recorded a career-long 36-yard kick return and added 11 rushing yards on three carries. vs. MIA (9/13)... Converted a crucial third down in the fourth of a win vs. STL (9/20), recording his only catch of the day for 10 yards... Caught team-high eight passes for 57 yards with a touchdown and rushed twice for 29 yards at NYG (9/24). Marked first time since Week 11 of 2014 that a running back led the team in receptions in a game (Roy Helu, Jr. vs. Tampa Bay). Became the first member of the Redskins to record a receiving touchdown in consecutive road games against the Giants since Santana Moss across the 2011-12 seasons... Recorded career high in rushing attempts (six) and a then-career-high in rushing yards (53) vs. PHI (10/4). Recorded a career-long 42-yard run on third-and-19 in the first quarter... Rushed three times for 15 yards and caught six passes for 33 yards at ATL (10/11)... Rushed five times for 12 yards and led the team in receptions with six for 26 yards at NYJ (10/18)... Inactive with a back injury vs. TB (10/25)... Caught two passes for 21 yards and recorded an 18-yard kickoff return at NE (11/8)... Rushed twice for a career-high 54 yards and caught one pass for 23 yards vs. NO (11/15)... Gained 10 yards on four carries and caught three passes for seven yards at CAR (11/22)... Rushed twice for seven yards, caught a nine-yard pass and returned a kickoff nine yards in a win vs. NYG (11/29)... Caught four passes for 18 yards and added a six-yard carry vs. DAL (12/7)... Inactive with a shoulder injury at CHI (12/13) and vs. BUF (12/20)... Recorded a 12-yard touchdown reception in a division-clinching win at PHI (12/26)... Rushed seven times for 19 yards in regular season finale at DAL (1/3).

2014 (REDSKINS)

Spent the first 14 weeks of the season on the team's practice squad before being promoted to the active roster on Dec. 11... Made season debut at NYG (12/14), recorded three rushes for 12 yards and three receptions for 22 yards and a touchdown. Scored a touchdown on the first reception of his career on a nine-yard pass from Griffin III, becoming the first member of the Redskins to score a touchdown on his first career reception since Darrel Young vs. Philadelphia on Nov. 15, 2010... Caught three passes for five yards vs. PHI (12/20)... Inactive vs. DAL (12/28).

2013 (REDSKINS)

Appeared in four games as a rookie as a kick and punt returner. Returned eight kickoffs for 160 yards (20.0 avg.) and seven punts for 36 yards (5.1 avg.)... Made his NFL debut vs. PHI (9/9), returning three kickoffs for 56 yards (18.7 avg.) and one punt for five yards... Returned three kicks for 59 yards (19.7 avg.) and two punts for nine yards (4.5 avg.) at GB (9/15)... Vs. DET (9/22), had two punt returns for 11 yards (5.5 avg.) and recorded two kickoff returns for 45 yards (22.5 avg.)... Had two punt returns for 11 yards at OAK (9/29)... Inactive at DAL (10/13), vs. CHI (10/20), at DEN (10/27), vs. SD (11/3) and at MIN (11/7)... Placed on the Reserve/Injured list on Nov. 12.

COLLEGE

Appeared in 38 games with eight starts at Florida State, rushing 277 times for 1,735 yards with 14 rushing touchdowns as well as compiling 45 receptions for 430 yards with one receiving touchdown... As a senior in 2012, carried 91 times for 687 yards and five touchdowns in only eight games before suffering a season-ending knee injury. Before injury, was on pace to become FSU's first 1,000-yard back since Warrick Dunn in 1996... Was a co-winner of the ACC's Brian Piccolo Award as the Most Courageous player in 2012 after returning from two broken vertebrae in his back suffered at Wake Forest in early October of 2011... Earned All-ACC second team honors from the media and coaches... Turned in three 100-yard rushing performances in 2012, highlighted by his career-best 197 yards against Wake Forest, which included TD runs of 74 and 80 yards... Was given the Leadership Award on offense at the team's annual banquet... Played in the first five games and started twice in 2011... Was fourth on the team in carries (29) and yards (83)... In 2010, led the Seminoles in rushing with 845 yards on 134 carries, including six rushing touchdowns... Appeared in 14 games with six starts that season and was a home run threat, scoring on runs of 90, 83 and 70 yards. Named Chick-fil-A Bowl Offensive MVP after logging 147 yards on a career-high 25 carries against South Carolina.

PERSONAL

Ranked as the nation's second best all-purpose player coming out of Madison County (Fla.) H.S... Was a four-star prospect who earned PrepStar and Under Armour All-American honors... Battled ankle injuries throughout his senior season... Rushed for 2,300 yards and 33 TDs in leading his team to the state championship... Ran for 203 yards and two TDs in the 2007 state championship game... Born on Oct. 20, 1990.

YEAR-BY-YEAR STATS

RUSHING

Year	Team	GP	GS	No	Yds	Avg	Lg	TD
2013	Was	4	0	0	0	0	0	0
2014	Was	2	0	3	12	4	7	0
2015	Was	13	0	35	216	6.2	42	0
Career		19	0	38	228	6	42	0

RECEIVING

Year	Team	G	GS	Att	Yds	Avg	Lg	TD
2013	Was	4	0	0	0	0	0	0
2014	Was	2	0	6	27	4.5	9t	1
2015	Was	13	0	35	240	6.9	23	2
Career		19	0	41	267	6.5	23	3

KICK RETURN

Year	Team	KR	Yds	Avg	Lg	TD
2013	Was	8	160	20	28	0
2015	Was	3	63	21	36	0
Career		11	223	20.3	36	0

PUNT RETURN

Year	Team	PR	Yds	Avg	Lg	TD
2013	Was	7	36	5.1	11	0
Career		7	36	5.1	11	0


ADDITIONAL

Fumbles-Lost: 2-0 in 2015

CAREER HIGHS

SINGLE-GAME

Carries:	7, at Dallas (01/03/16)
Rushing Yards:	54, vs. New Orleans (11/15/15)
Long (Rushing):	42, vs. Philadelphia (10/04/15)
Receptions:	8, at NY Giants (09/24/15)
Receiving Yards:	57, at NY Giants (09/24/15)
Receiving Touchdowns:	1, last at Philadelphia (12/26/15)
Kick Returns:	3, twice, last at Green Bay (09/15/13)
Kick Return Yards:	59, at Green Bay (09/15/13)
Punt Returns:	2, twice, last at Oakland (09/29/13)
Punt Return Yards:	11, twice, last at Oakland (09/29/13)



TRESS WAY

PUNTER
6-1 | 215
DOB: 4/18/90



2ND NFL SEASON
OKLAHOMA
UNION H.S. (TULSA, OKLA.)

HONOR ROLL

Special Teams Captain (2015)

MILESTONES

NFL debut: 9/7/14 (at HOU)

TRANSACTIONS

Originally entered the NFL with the Chicago Bears as a college free agent on April 28, 2013... Waived by the Bears on August 25, 2013... Signed with the Bears on January 1, 2014... Waived by the Bears on August 18, 2014... Claimed on waivers by the Washington Redskins on August 20, 2014.

YEAR-BY-YEAR

2015 (REDSKINS)

Averaged 41.3 yards per punt on three punts vs. MIA (9/13)... Punted six times for 244 yards (40.7 avg.) with one downed inside the 20 vs. STL (9/20)... Punted once for 36 yards and had a 50-yard kickoff following a safety at NYG (9/24)... Punted five times for an average of 44.2 yards per punt vs. PHI (10/4). Recorded a then-season-long 63-yard punt in the second quarter, his longest punt since registering a career-long 77-yarder in Week 4 in 2014... Averaged 50.3 yards per punt on four punts at ATL (10/11), his best since Sept. 25, 2014 (58.3 vs. NYG)... Punted six times for 48.0 yards per punt with a long of 53 yards at NYJ (10/18)... Averaged 47.3 yards on four punts vs. TB (10/25)... Punted four times for an average of 47.0 yards with a long of 55 at NE (11/8)... Punted twice for an average of 43.5 yards in a win vs. NO (11/15)... Posted season highs in gross punting average (53.2) and net punting average (53.0) at CAR (11/22)... Punted six times for an average of 44.7 yards per punt, including three downed inside the 20 and a long of 60 in a win vs. NYG (11/29)... Punted six times for 253 yards (42.4 average) with one downed inside the 20 vs. DAL (12/7)... Averaged 43.0 yards per punt on four punts against his former team at CHI (12/13), including a season-long 64-yarder... Punted three times for an average of 46.7 yards in a win vs. BUF (12/20)... Averaged 49.6 yards on a season-high seven punts in a division-clinching win at PHI (12/26)... Averaged 50.0 yards on four punts, including three downed inside the 20 in the regular season finale at DAL (1/3).

2014 (REDSKINS)

Joined the Redskins via waiver claim in the preseason and punted in all 16 games, averaging 47.5 yards on 77 punts (40.0 net) with 22 punts downed inside the 20... Became the first member of the Redskins to lead the NFL in punting for a season since Sam Baker in 1958... Finished with the fourth-best gross average in team history, trailing only Sammy Baugh's full-season NFL record (51.4 yards per punt in 1940) and Baugh's 1941 and 1942 campaigns (48.7 and 48.2)... 40.0-yard net punting average was the highest by a Redskins punter in records dating back to 1976, surpassing Matt Turk's mark of 39.2 net yards set in both 1996 and 1997... Made NFL debut at HOU (9/7), punting five times with an average of 49.2 yards with two downed inside the 20 and a long of 61... Punted four times for an average of 49.8 yards with a long of 61 vs. JAX (9/14)... Averaged 56.7 yards on three punts with a net of 41.0 yards per punt and a long of 65 at PHI (9/21)...

Averaged a career-high 58.3 yards per punt on four punts vs. NYG (9/25), falling 1.1 yards shy of matching Pro Football Hall of Famer Sammy Baugh's team record for punting average in a single game (59.4 at Detroit on Oct. 27, 1940). Recorded a career-long 77-yard punt in the third quarter, tying Steve Cox for the third-longest punt in franchise history (Nov. 1, 1987 at Buffalo)... Punted eight times with an average of 49.9 yards per punt and a long of 59 vs. SEA (10/6)... Punted five times for an average of 47.4 yards with a long of 58 yards at ARI (10/12)... Punted three times with an average of 41.3 yards per punt vs. TEN (10/19)... Averaged 46.2 yards per punt on five punts and had three punts downed inside the 20 in an overtime win at DAL (10/27)... Punted three times at MIN (11/2), averaging 45.3 yards per punt with a long of 51... Punted four times with an average of 44.3 yards per punt and a long of 55 vs. TB (11/16)... Matched career highs in punts (eight) and punts downed inside the 20 (three) at SF (11/23), accumulating 373 yards for an average of 46.6 yards per punt... Averaged 46.5 yards on six punts at IND (11/30), placing three inside the 20... Averaged 45.8 yards on six punts and added a two-yard rushing attempt vs. STL (12/7)... Punted six times with an average of 45.2 yards per punt at NYG (12/14)... Punted three times with an average of 44.3 yards per punt vs. PHI (12/20). Placed all three punts inside the 20... Punted four times with an average of 44.0 yards per punt. Recorded a 60-yard punt in the third quarter, becoming the first Redskins punter to post a 60-yard punt in five games in a single season since Matt Turk in 1998.

2013 (BEARS)

Spent the offseason with the Bears before being released on Aug. 25.

COLLEGE

Appeared in 53 games at Oklahoma from 2008-12, punting 250 times for 10,988 yards (44.0 avg) with 36 touchbacks and 91 punts downed inside the 20... Had 71 punts of 50-plus yards during his career with a long of 85... Exited OU ranking No. 1 in school history with a 44.0 yards-per-punt average... Set Oklahoma career record with 71 punts of 50-plus yards... Named All-Big 12 Honorable Mention by coaches as a senior, placing 22 of his 53 punts inside the opponents' 20-yard line with just eight touchbacks... Named honorable mention All-Big 12 by AP and coaches as a junior after placing 34 of his 63 punts inside the opponents' 20-yard line with just six touchbacks... Was honorable mention All-American by Sports Illustrated, All-Big 12 second team by Phil Steele and All-Big 12 honorable mention by AP and the coaches as a sophomore. Rotated with kickoff duties as well and had nine touchbacks on 70 kickoffs while averaging 63.0 yards per kick... Named Sporting News third-team All-American and first-team All-Big 12 by the Waco Tribune Herald and second-team by AP, coaches, Dallas Morning News and Fort Worth Star-Telegram as a redshirt freshman. Led the Big 12 and ranked No. 3 nationally in punting average that season.

PERSONAL

Attended Union H.S. in Tulsa, Okla., where he was a member of all-state teams for both The Oklahoman and Tulsa World... Named district special teams player of the year as a senior... Handled kicking duties, converting all 42 extra point attempts and 14-of-19 field goal attempts... Selected to play in the 2008 Oil Bowl... Wife, Brianna Way (née Turang), was an All-American and national champion softball player at Oklahoma... Son of Debra and Leo Way... Born on April 18, 1990.

COMMUNITY

In 2014, encouraged students at Dumfries Elementary to exercise for 60 minutes and read for 20 minutes every day... Brought joy to 31 women battling breast cancer at the team's annual All-Star Survivors Celebration... Led elementary students through drills to promote physical fitness, healthy life-style habits and proper nutrition at the Fuel Up to Play 60 Mini-Combine... Distributed Thanksgiving food to 3,000 Prince George's County residents in need at the team's annual Harvest Feast... Distributed winter coats and Redskins knit hats and scarves to over 300 children from the Maryland, D.C. and Virginia areas at the Covered for the Holidays event... Coached women through football drills at Redskins Park on WOW Ladies Night Out... Played video games online with active serving military members stationed overseas during a Redskins Salute: Pros vs. GI Joes event... Involved in local Fellowship of Christian Athletes with his wife, Brianna.

YEAR-BY-YEAR STATS

PUNTING

Year	Team	No.	Yds	Avg.	Lg	In 20	TB	Net
2014	Was	77	3659	47.5	77	22	7	40.0
2015	Was	70	3224	46.1	64	21	7	39.8
Career		147	6883	46.8	77	43	14	39.9

KICKOFF

Year	Team	KO	TB	Pct	Yds	Avg
2014	Was	18	9	50	1174	65.2
2015	Was	2	0	0	120	60.0
Career		20	9	45	1294	64.7


RUSHING

Year	Team	Att	Yds	Avg	Lg	TD
2014	Was	1	2	2.0	2	0
Career		1	2	2.0	2	0

CAREER HIGHS

SINGLE-GAME

Punts:	8, twice, last at San Francisco (11/23/14)
Punting Yards:	399, vs. Seattle (10/06/14)
Punting Average:	58.3, vs. NY Giants (09/25/14)
Punting Long:	77, vs. NY Giants (09/25/14)
Punts Downed Inside 20:	3, seven times, last at DAL (01/03/16)
Net Punting Average:	55.5, vs. NY Giants (09/25/14)



CARY WILLIAMS

CORNERBACK
6-1 | 190
DOB: 12/23/84



8TH NFL SEASON
WASHBURN
CHAMINADE-MADONNA PREP (HOLLYWOOD, FLA.)

MILESTONES

NFL debut: 12/14/08 (at HOU)... **First NFL start:** 12/20/09 (at CHI)... **First interception:** 9/27/12 (at CLE, Brandon Weeden)... **First INT TD:** 9/27/12 (at CLE, 63 yards)... **First FF:** 12/20/09 (vs. CHI, Johnny Knox)... **First FR:** 12/22/13 (vs. CHI, Devin Hester)... **First postseason INT:** 1/6/13 (vs. IND, Andrew Luck)

TRANSACTIONS

Originally selected by the Tennessee Titans in the seventh round (229th overall) of the 2008 NFL Draft... Waived by the Titans on August 31, 2008... Signed to the Titans' practice squad on September 3, 2008... Signed to the Titans' active roster on December 9, 2008... Waived by the Titans on September 23, 2009... Signed to the Titans' practice squad on September 29, 2009... Signed to the Titans' active roster on October 4, 2009... Waived by the Titans on November 3, 2009... Signed to the Titans' practice squad on November 5, 2009... Signed to the Baltimore Ravens' active roster on November 24, 2009... Re-signed with the Ravens on May 17, 2010... Re-signed with the Ravens on August 30, 2011... Re-signed with the Ravens as a restricted free agent on May 7, 2012... Signed with the Philadelphia Eagles as an unrestricted free agent on March 14, 2013... Released by the Eagles on March 3, 2015... Signed with the Seattle Seahawks on March 10, 2015... Waived by the Seahawks on December 7, 2015... Signed with the Washington Redskins on January 5, 2016.

PRO

Joined the Redskins during the week of the NFC Wild Card Round after the 2015 regular season... Prior to his arrival in Washington, had appeared in 97 career games with 75 starts, compiling 330 tackles (272 solo) according to STATS, LLC, 61 passes defended, nine interceptions (one returned for touchdown), four forced fumbles, three sacks and two fumbles recovered... His 11 interceptions from 2012-14 were tied for sixth in the NFL during that time span.

YEAR-BY-YEAR

2015 (SEAHAWKS/REDSKINS)

Started the first 10 games of the season for Seattle prior to being waived on Dec. 7... Recorded a 12-yard sack at STL (9/13) in his Seahawks debut... Compiled 46 tackles (30 solo) and a sack with four passes defended in his 10 games in Seattle... Signed with the Redskins in the week leading up to the NFC Wild Card Round.

2014 (EAGLES)

Started all 16 games for a fourth straight season, including consecutive seasons in Philadelphia... Compiled 58 tackles (54 solo), two interceptions and nine passes defended... Posted picks vs. CAR (11/10) and at DAL (11/27).

2013 (EAGLES)

Started all 16 games for the Eagles, posting 66 tackles (55 solo), one sack, three interceptions, 12 passes defended and a fumble recovery... Recorded a six-yard sack and an interception in season opener at WAS (9/9)... Notched second interception of the season and posted career-high 11 tackles (nine solo) at NYG (10/6)... Gained 15 yards on an interception return vs. ARI

(12/1)... Recorded first career fumble recovery at MIN (12/15)... Made five tackles (four solo) in a postseason start vs. NO (1/4).

2012 (RAVENS)

Started all 16 regular season games and three postseason games for the Ravens, including in a 34-31 win in Super Bowl XLVII... Recorded 76 tackles (67 solo), four interceptions (one returned for touchdown), one sack and 17 passes defended... Recorded first career interception vs. CLE (9/27) and returned it 63 yards for a touchdown... Added picks at KC (10/7) and vs. DAL (10/14) to give him an interception in three straight contests... Posted another interception at CLE (11/4)... Made first career postseason interception vs. IND (1/6), picking off Andrew Luck and gaining 41 yards on the return... Added another postseason interception in AFC Championship, picking off Tom Brady at NE (1/20)... Posted three tackles (all solo) and two passes defended in Super Bowl XLVII vs. SF (2/3).

2011 (RAVENS)

Started all 16 games, recording 78 tackles (61 solo), 18 passes defended and two forced fumbles... Recorded nine tackles (four solo) at TEN (9/18)... Forced his first career fumble vs. NYJ (10/2)... Had career-high four passes defended vs. CIN (11/20)... Played in both postseason games for Baltimore, recording a forced fumble in the divisional round vs. HOU (1/15).

2010 (RAVENS)

Played in a then-career-high 10 games for Baltimore, registering five special teams tackles.

2009 (TITANS/RAVENS)

Appeared in nine games, four with Tennessee and five with Baltimore... Played in four games for Tennessee in Weeks 1-6 prior to being waived and signed back to the team's practice squad... Signed to the Ravens' active roster from the Titans' practice squad on Nov. 24... Appeared in the final five games of the season for Baltimore, earning his first career start in Week 15 vs. CHI (12/20)... Played in the Ravens' two playoff games.

2008 (TITANS)

Bounced between Tennessee's practice squad and active roster, making his NFL debut at HOU (12/14) before finishing the season on the Reserve/Injured list.

COLLEGE

Was a two-year starter at Washburn after playing his initial two collegiate seasons at Fordham... Started all 23 games for Washburn from 2006-07, collecting 94 tackles, 11 interceptions, 12 passes defended and one fumble recovery. Also posted 27 kickoff returns for 689 yards (25.5 avg.) and two touchdowns, while adding one reception for a 68-yard touchdown... As a senior, led the team and was sixth in Division II with seven interceptions returned for 164 yards with one touchdown... Named All-MIAA as a kick-off returner, recording 487 yards and two touchdowns on 17 returns (28.6 avg.)... Recorded a career-high 56 tackles and one fumble recovery as a senior... As a junior, started all 11 games and recorded 38 tackles, five passes defended and four interceptions... Redshirted 2005 season after transferring from Fordham... In two seasons at Fordham (2003-04), played in 13 games, recording 18 tackles, two passes defended and one fumble recovery.

PERSONAL

Attended Chaminade-Madonna College Preparatory in Hollywood, Fla., where he played wide receiver and defensive back as a senior... Previously attended Coral Gables (Fla.) H.S. as a junior and Flanagan H.S. (Pembroke Pines, Fla.) as a freshman and sophomore... In between his time at Fordham and Washburn, worked for DirecTV as an on-call technician... Full name: Cary Eric Williams... He and his wife, Amanda, have one daughter, Amari... Born Dec. 23, 1984.

YEAR-BY-YEAR STATS

DEFENSE

Year	Team	G	GS	Tack	Solo	Sack	INT	PD
2008	Ten	1	0	0	0	0	0	0
2009	Ten/Bal	9	1	8	5	0	0	1
2010	Bal	13	0	0	0	0	0	0
2011	Bal	16	16	78	61	0	0	18
2012	Bal	16	16	75	67	1	4	17
2013	Phi	16	16	65	55	1	3	12
2014	Phi	16	16	58	54	0	2	9
2015	Sea	10	10	46	30	1	0	4
Career		97	75	330	272	3	9	61

**Tackle stats according to STATS, LLC*

ADDITIONAL

Fumbles Forced-Recovered: 1-0 in 2009, 2-0 in 2011, 0-1 in 2013, 1-1 in 2015

INT Touchdowns: 1 in 2012

Receiving: 1 rec. for 13 yards (11/7/10)

POSTSEASON

Year	Team	G	GS	Tack	Solo	Sack	INT	PD
2009	Bal	2	0	0	0	0	0	0
2010	Bal	2	0	0	0	0	0	0
2011	Bal	2	2	10	5	0	0	0
2012	Bal	4	4	27	21	0	2	6
2013	Phi	1	1	5	4	0	0	0
Career		11	7	42	30	0	2	6

POSTSEASON ADDITIONAL

Fumbles Forced-Recovered: 1-0 in 2011

CAREER HIGHS

SINGLE-GAME

Total Tackles: 11, at New York Giants (10/06/13)

Solo Tackles: 10, vs. New England (09/23/12)

Interceptions: 1, nine times, last at Dallas (11/27/14)

Passes Defensed: 4, vs. Cincinnati (11/20/11)

Forced Fumbles: 1, four times, last at St. Louis (09/13/15)

Fumble Recoveries: 1, twice, last at St. Louis (09/13/15)



TRENT WILLIAMS

TACKLE
6-5 | 337
DOB: 7/19/88



6TH NFL SEASON
OKLAHOMA
LONGVIEW H.S. (LONGVIEW, TEXAS)

HONOR ROLL

Offensive Captain (2011-15)
Four-time Pro Bowl selection (2012-15 seasons)

MILESTONES

NFL debut: 9/12/10 (vs. DAL)

TRANSACTIONS

Selected by the Washington Redskins in the first round (fourth overall) of the 2010 NFL Draft.

PRO

One of the game's preeminent left tackles who entered 2015 having played in 71 career regular season games with 70 starts... Earned his first career Pro Bowl selection following the 2012 season and followed it up with berths in 2013 and 2014... With his third Pro Bowl selection in 2014, joined Samuels and Jacoby as the only Redskins tackles to make three consecutive trips to the Pro Bowl since the merger... Was the first offensive tackle selected by the Redskins in the first round of the NFL Draft since Samuels in 2000 (third overall).

YEAR-BY-YEAR

2015 (REDSKINS)

Earned his fourth consecutive Pro Bowl selection... Started at left tackle and helped the Redskins rush for 161 yards vs. MIA (9/13)... Helped the Redskins post 182 rushing yards in a start at left tackle vs. STL (9/20)... Started at left tackle at NYG (9/24)... Started at left tackle vs. PHI (10/4), helping the offense go 90 yards on its final drive for a come-from-behind victory... Started at left tackle at ATL (10/11)... Inactive with multiple injuries at NYJ (10/18)... Started at left tackle in the largest comeback win (24 points) in team history vs. TB (10/25)... Started at left tackle at NE (11/8)... Started at left tackle vs. NO (11/15), blocking for the Redskins' first combined 300-yard passing game/200-yard rushing game since Super Bowl XXII... Started at left tackle at CAR (11/22)... Started at left tackle and helped Kirk Cousins throw for his fourth 300-yard game of the season in a win vs. NYG (11/29)... Started at left tackle vs. DAL (12/7)... Started at left tackle in a win at CHI (12/13)... Started at left tackle for Cousins' team-record-setting sixth 300-yard passing game of the season in a win vs. BUF (12/20)... Started at left tackle in a division-clinching win at PHI (12/26)... Inactive at DAL (1/3).

2014 (REDSKINS)

Named offensive captain by his teammates prior to the season... Started all 15 games in which he played and earned his third consecutive Pro Bowl selection... Started at left tackle at HOU (9/7)... Started at left tackle vs. JAX (9/14), helping the Redskins to 41 points and 449 net yards... Started at left tackle and blocked for Kirk Cousins' 427-yard passing day at PHI (9/21)... Started at left tackle vs. NYG (9/25), vs. SEA (10/6) and at ARI (10/12)... Started at left tackle in a comeback win vs. TEN (10/19)... Started at left tackle in an overtime win at DAL (10/27), helping Colt McCoy and the Redskins to 409 total yards... Started at left tackle at MIN (11/2)... Started but exited the game with an injury vs. TB (11/16)... Inactive with knee and

ankle injuries at SF (11/23)... Started at left tackle and helped protect for Colt McCoy's career-high 392 passing yards at IND (11/30)... Started at left tackle vs. STL (12/7) and at NYG (12/14)... Started at left tackle and fought through injury in a win vs. PHI (12/20)... Started at left tackle vs. DAL (12/28).

2013 (REDSKINS)

Made his second consecutive Pro Bowl after starting all 16 games for the second straight seasons... Voted by his teammates as an offensive captain prior to the start of the season... Started at left tackle and helped quarterback Robert Griffin III pass for 329 yards vs. PHI (9/9)... Started at left tackle and helped the Redskins produce a 300-yard passer and 100-yard rusher at GB (9/15)... Started at left tackle vs. DET (9/22) and helped Griffin III throw for 300 yards for a third consecutive week... Started at left tackle at OAK (9/29) and helped the team to its first win of the season... Started at left tackle at DAL (10/13), helping Washington post more than 200 yards both rushing and passing... Started at left tackle vs. CHI (10/20), helping the Redskins post 499 yards and 45 points... Started at left tackle at DEN (10/27)... Started at left tackle vs. SD (11/3) as the Redskins posted 500 yards of offense... Started at left tackle and helped the Redskins to 191 rushing yards at MIN (11/7)... Started at left tackle in another 400-yard offensive performance at PHI (11/17)... Started at left tackle vs. SF (11/25), vs. NYG (12/1) and vs. KC (12/8)... Started at left tackle at ATL (12/15) and helped Kirk Cousins throw for 381 yards... Started at left tackle vs. DAL (12/22) and at NYG (12/29).

2012 (REDSKINS)

Started all 16 regular season games and earned his first career Pro Bowl nod for his performance at left tackle all season... Was named by his teammate as an offensive captain prior to the start of the season... Started at left tackle and helped Robert Griffin III throw for 320 yards in a season-opening win at NO (9/9)... Started at left tackle and helped the Redskins rush for 176 yards at STL (9/16)... Started at left tackle at CIN (9/23) and eventually left the game with a bone bruise in his knee... Started at left tackle at TB (9/30) and was specifically praised by Mike Shanahan for his toughness and his play in playing the entire game despite missing most of the week of practice with a bone bruise in his knee... Started at left tackle and helped Alfred Morris to his second consecutive 100-yard rushing game vs. ATL (10/7)... Started and helped the Redskins rush for 183 yards vs. MIN (10/14)... Started at NYG (10/21), contributing to the team's 248 rushing yards and 480 yards of total offense... Started at PIT (10/28) and vs. CAR (11/4)... Started in a win vs. PHI (11/18) and helped Robert Griffin III post a perfect passer rating... Started at left tackle in a Thanksgiving Day win at DAL (11/22), helping Griffin III become the first player in team history to throw four touchdown passes in consecutive games... Despite playing with a high bruise that significantly limited him during the week, started at left tackle in a win vs. NYG (12/3) on Monday Night Football and helped the Morris rush for a career-high 124 yards while also anchoring a unit that did not allow a sack... Started at left tackle and helped the Redskins rush for 172 yards in a win vs. BAL (12/9)... Started and blocked for Kirk Cousins' 329-yard starting debut in a win at CLE (12/16)... Started in a win at PHI (12/23)... Started and helped Morris to the single-season team record for rushing yardage with a 200-yard effort in a division-clinching win vs. DAL (12/30)... Started his first career postseason game in the NFC Wild Card Round vs. SEA (1/6).

2011 (REDSKINS)

Started 10 games at left tackle... Started at left tackle in a season-opening win vs. NYG (9/11)... Started at left tackle vs. ARI (9/18) and helped pave the way for a running attack that totaled 35 carries for 172 yards (4.9 avg.)... Started at left tackle at DAL (9/26) and helped protect quarterback Rex Grossman, who passed for 250 yards... Started at left tackle at STL (10/2) and helped blocked for a rushing attack that totaled 196 yards, a season high... Started at left tackle vs. PHI (10/16) before exiting with a knee injury... Was inactive at CAR (10/23) and at BUF (10/30)... Started at left tackle vs. SF (11/6) and at MIA (11/13)... Started at left tackle vs. DAL (11/20) and protected quarterback Rex Grossman, who passed for 292 yards and two touchdowns for a quarterback rating of 95.5... Started at left tackle at SEA (11/27) in a comeback road win. Blocked for Grossman, who passed for a season-high 314 yards, as well as running back Roy Helu, who rushed for 108 yards and a touchdown... Started at left tackle vs. NYJ (12/4), blocking for Helu, who rushed for more than 100 yards for the second consecutive game... Placed on Reserve/Suspended by Commissioner List on Dec. 6...

2010 (REDSKINS)

Appeared in 14 games, making 13 starts... Made his NFL debut starting at left tackle vs. DAL (9/12) and helped hold the Dallas defense to only one sack... Opened the game at left tackle vs. HOU (9/19) and helped provide protection for Donovan McNabb to throw for 426 yards, which is the fourth-highest total in team history. Also helped open up lanes for Clinton Portis to rush for two touchdowns for the first time since Oct. 12, 2008 vs. St. Louis. Left the game with 1:20 remaining in the fourth quarter with a knee injury... Declared inactive at STL (9/26) and at PHI (10/3) with a knee/toe injury... Started at left tackle vs. GB (10/10) and provided protection for Donovan McNabb to throw for 357 yards and one touchdown... Started at left tackle vs. IND (10/17) and opened holes for Ryan Torain to gain the first 100-yard rushing game of his career. Held defensive end Dwight Freeney without a sack... Started at left tackle at CHI (10/24). Cleared the way for Ryan Torain to rush for 125 yards and average six yards per carry. Held Julius Peppers without a sack... Started at left tackle at DET (10/31)... Started at left tackle vs. PHI (11/15). Opened holes for running back Keiland Williams to set career highs with 16 rushes for 89 yards (5.6 avg.) and two touchdowns. Provided protection for Donovan McNabb to complete 17-of-31 passing attempts for 295 yards and a season-high two touchdowns... Started at left tackle at TEN (11/21). Provided protection for quarterback Donovan McNabb to complete 30-of-50 passing attempts for 376 yards and one touchdown... Started at left tackle vs. MIN (11/28)... Played at left tackle at NYG (12/5) and provided protection for quarterback Donovan McNabb to complete 26-of-44 passing attempts for 296 yards and one touchdown. Was limited by a shoulder injury... Started at left tackle vs. TB (12/12). Opened holes for running back Ryan Torain to set a career high with 172 yards on 24 carries (7.2 avg.), including 158 yards in the first half and 121 in the first quarter. Provided protection for Donovan McNabb to complete 22-of-35 passing attempts for 228 yards, two touchdowns and have a 100.7 passer rating... Started at left tackle at DAL (12/19) and provided protection for quarterback Rex Grossman to complete 25-of-43 passing attempts for 322 yards and a career-high four touchdowns... Opened the game at left tackle at JAX (12/26)... Started at left tackle vs. NYG (1/2). Provided protection for quarterback Rex Grossman to complete 26-of-44 passing attempts for 336 yards and two touchdowns.

COLLEGE

Started 39-of-50 games during his Oklahoma career, including 12 at left tackle and 27 on the right side... Was named first-team All-American as a senior in 2009, a third-team All-American as a junior in 2008 and a second-team Freshman All-American in 2006... Also earned first-team All-America honors by The NFL Draft Report, American Football Coaches Association, Walter Camp Football Foundation, Associated Press, Dallas Morning News, Fort Worth Star-Telegram, Kansas City Star and Waco Herald Tribune as a senior... Earned consensus first-team All-Big 12 Confer-

ence honors after he shifted to left tackle in his final season and allowed just two quarterback sacks... Played in 11 games as a senior before sustaining a concussion and did not play against Oklahoma State or in the Sun Bowl against Stanford... As the lone returning starter along the offensive line as a senior, the Sooners ranked 11th in the nation with an average of 289.23 passing yards per game and 16th nationally in fewest sacks allowed per game (1.15)... As a junior, started all 14 games, the first contest at left tackle and the remaining 13 games at right tackle... Earned All-Big 12 first-team honors by the coaches, second-team honors by Dallas Morning News and San Antonio Express News and was an honorable mention selection by Associated Press as a junior... Allowed just a half-sack and two pressures in 517 pass plays while being penalized only twice... Was an instrumental member of an offensive line that helped Oklahoma finish third in the nation in passing (349.36 ypg), total offense (547.86 ypg) and fewest sacks allowed (0.93 spg), while leading the country in scoring (51.14 ppg)... As a sophomore, saw action in all 14 games and had seven starts at right tackle... Helped the Sooners rank fifth in the nation in scoring (42.29 ppg) and fewest sacks allowed (1.0 spg), while averaging 448.93 yards per game, good for 19th in the country... As a freshman, played in 11 games at right tackle and moved into the starting lineup his final six contests... Part of the unit that led the Big 12 and finished 11th in the nation in fewest sacks allowed per game (1.21)... Paved the way for a Sooners rushing attack to average 177.14 yards per game, while the offense averaged 30.29 points, the 19th-best mark in the country.

PERSONAL

Honored in his hometown of Longview, Texas, with "Trent Williams Day" on May 12, 2010 to celebrate his selection in the NFL Draft... Ran a 4.88 40-yard dash at the NFL Combine and boasts a personal best time of 4.78 seconds. Attended Longview H.S., where he played with former Redskins Malcolm Kelly and Robert Henson... Was a unanimous first-team All-District selection as a senior... Earned first-team All-East Texas and second-team Texas all-state... Served as an ambassador for the American Diabetes Association in 2014, helping raise awareness after losing his grandfather, John L. Hawkins, to type 2 diabetes as a child... Played in the Max Emfinger All-Star game... Was a second-team all-district 12-5A as a junior... Considered a three-star recruit by Rivals.com as he was rated the 28th-best offensive guard prospect in the nation and also placed 63rd on its Texas Top 100 squad... In 2014, participated in Robert Griffin III's Friday Night Lights camp for 300 boys and girls at Anacostia (D.C.) High School... Played video games online with active serving military members stationed overseas during a Redskins Salute: Pros vs. GI Joes event... Participated in Pros vs. GI Joes video game competition between Redskins players and troops stationed in Kandahar, Afghanistan in 2011... In his first season with the Redskins in 2010, participated in the Draft Day Fan Party and the Skins Santa Shoppe... Parents are Freddie and Veronica Williams... Born July 19, 1988 in Longview, Texas.


YEAR-BY-YEAR STATS

GAMES/STARTS

Year	Team	GP	GS
2010	Was	14	13
2011	Was	10	10
2012	Was	16	16
2013	Was	16	16
2014	Was	15	15
2015	Was	14	14
Career		85	84

POSTSEASON

2012 (WAS): 1 G (GS)



DARREL YOUNG

FULLBACK
5-11 | 251
DOB: 4/8/87



6TH NFL SEASON
VILLANOVA
AMITYVILLE H.S. (AMITYVILLE, N.Y.)

HONOR ROLL

Redskins Walter Payton Man of the Year (2014)
Media Good Guy Award (2013)

MILESTONES

NFL debut: 9/19/10 (vs. HOU)... **First rushing TD:** 12/18/11 (at NYG, 6 yards)... **First reception:** 11/15/10 (vs. PHI, 3 yards from Donovan McNabb)... **First receiving TD:** 11/15/10 (vs. PHI, 3 yards from Donovan McNabb)

TRANSACTIONS

Entered the NFL with the Washington Redskins as a college free agent on May 6, 2009... Waived by the Redskins on September 5, 2009, but signed to the team's practice squad on September 7, 2009... Released from the Redskins' practice squad on September 24, 2009... Signed with the Redskins as a free agent on January 5, 2010... Re-signed with the Redskins as a restricted free agent on March 11, 2013.

PRO

One of the league's most dynamic fullbacks, who transitioned to the position after playing linebacker at Villanova... Entered 2015 having played in 74 career regular season games with 33 starts... Through 2014, has totaled 45 rushes for 175 yards (3.9 avg.) and seven rushing touchdowns, as well as 39 receptions for 410 yards (10.5 avg.) and six receiving touchdowns in his career... Tied a Redskins single-game record with three rushing touchdowns in an overtime win vs. San Diego in 2013.

YEAR-BY-YEAR

2015 (REDSKINS)

Helped the Redskins rush for 161 yards and caught one pass for no gain vs. MIA (9/13)... Blocked for the Redskins' second straight 150-yard rushing game vs. STL (9/20)... Contributed on offense and special teams at NYG (9/24)... Had one carry for no gain vs. PHI (10/4)... Had a key block on Matt Jones' two-yard touchdown run at ATL (10/11)... Caught one pass for eight yards at NYJ (10/18)... Gained one yard for a first down on one carry in the largest comeback win (24 points) in team history vs. TB (10/25)... Played on offense and special teams at NE (11/8)... Rushed three times for 11 yards and caught one pass in a win vs. NO (11/15)... Played on offense and special teams at CAR (11/22) and vs. NYG (11/29)... Contributed on special teams vs. DAL (12/7)... Caught one pass for two yards at CHI (12/13)... Recorded a six-yard reception in a win vs. BUF (12/20)... Played on offense and special teams in a division-clinching win at PHI (12/26)... Caught a seven-yard pass in regular season finale at DAL (1/3).

2014 (REDSKINS)

Honored as Redskins Walter Payton Man of the Year, posting a career year on the field in addition to making an prodigious impact in the community... Played in 16 games, making 10 starts, and compiling nine carries for 22 yards with three rushing touchdowns and catching 11 passes for 81 yards with two receiving touchdowns... Matched career highs in rushing touchdowns and receiving touchdowns and set a career high with five total

touchdowns... Started at HOU (9/7), rushing one time for one yard for the team's first touchdown of the season. Also caught one pass for one yard... Started vs. JAX (9/14) and caught two passes for 27 yards including a 20-yard touchdown... Started at PHI (9/21), rushing once for one yard and catching one pass for a four-yard touchdown. Scored a touchdown in three consecutive games for the first time in his career... Rushed once for one yard and caught a pass for nine yards vs. NYG (9/25)... Contributed on offense and special teams vs. SEA (10/6) and at ARI (10/12)... Started and had a season-long 14-yard carry in addition to a 10-yard reception vs. TEN (10/19)... Started and caught one pass for 12 yards in an overtime win at DAL (10/27)... Started at MIN (11/2)... Caught one pass for four yards and recovered a muffed punt on special teams vs. TB (11/16)... Helped Alfred Morris rush for 125 yards at SF (11/23)... Started at IND (11/30)... Contributed on offense and special teams vs. STL (12/7)... Rushed once for three yards and caught a two-yard pass at NYG (12/14)... Scored two rushing touchdowns in a start vs. PHI (12/20) and set a new career high with five total touchdowns. Scored on two one-yard touchdown runs in the third quarter, recording his second career game with multiple rushing touchdowns and his first since a three-touchdown effort in Week 9 vs. San Diego last season. Became only the third NFL player since the 1970 merger to finish a game with two touchdowns on two carries with only two rushing yards, joining Cleveland's Brian Sipe (Nov. 3, 1974) and Philadelphia's Norm Snead (Nov. 23, 1970)... Started and caught one pass for nine yards vs. DAL (12/28).

2013 (REDSKINS)

Played in 13 games with seven starts, adding 12 carries for 41 yards (3.4 avg.) with three rushing touchdowns and four receptions for 71 yards (17.8 avg.) and one touchdown... Played offense and special teams vs. PHI (9/9)... Started and helped the Redskins produce a 300-yard passer and 100-yard rusher at GB (9/15)... Started and contributed on offense and special teams vs. DET (9/22)... Started and helped the team to its first win of the season at OAK (9/29)... Started and had one carry for a career-long 19 yards at DAL (10/13)... Started and had one carry for no gain vs. CHI (10/20)... Contributed on offense and special teams at DEN (10/27)... Tied a team record with three rushing touchdowns including a four-yard game-winning score in an overtime win vs. SD (11/3). Scored his three touchdowns on only five carries, gaining 12 yards (2.4 avg.)... Had a carry for no gain at MIN (11/7)... Started at PHI (11/17), carrying twice for six yards (3.0 avg.) and catching one pass for a career-long 62-yard touchdown... Inactive vs. SF (11/25), vs. NYG (12/1) and vs. KC (12/8)... Contributed on offense at ATL (12/15)... Caught two passes for five yards vs. DAL (12/22)... Played on offense at NYG (12/29).

2012 (REDSKINS)

Played in 16 games with eight starts, becoming one of the most quietly efficient pieces of a Washington attack that was the first in NFL history with 3,600 passing yards and 1,700 rushing yards... Had career highs in rushes (14) and rushing yards (60) while also adding eight receptions for 109 yards (13.6 avg.) with a career-high two receiving touchdowns... Saw action at fullback and on special teams, carrying twice for three yards (1.5 avg.) in a season-opening win at NO (9/9)... Played at fullback and on special teams at STL (9/16)... Started at fullback vs. CIN (9/23)... Started at fullback and had two receptions and tied a career-high with 40 receiving yards at TB (9/30)... Saw action at fullback and on special teams vs. ATL (10/7)... Started at fullback vs. MIN (10/14) and caught the second touchdown reception

of his career and first of the season on a six-yard pass from Robert Griffin III... Saw action at fullback at NYG (10/21) and posted career highs in carries (five) and rushing yards (26) and added one reception for six yards... Saw action at fullback and on special teams at PIT (10/28), carrying once for 10 yards... Had one carry for three yards on a fourth down conversion vs. CAR (11/4)... Helped block for the Redskins to rush for 169 yards in addition to catching one pass for a six-yard touchdown in a win vs. PHI (11/18)... Started in a Thanksgiving Day win at DAL (11/22)... Had two carries for eight yards (4.0 avg) and also recorded one reception for 15 yards in a Monday Night Football win vs. NYG (12/3)... Started and had a career-long 28-yard reception in a win vs. BAL (12/9)... Started and had three carries for 10 yards (3.3 avg.) and one reception for eight yards in a win at CLE (12/16)... Started in a win at PHI (12/23)... Started and helped running back Alfred Morris break the single-season team record for rushing yardage with a 200-yard effort in a division-clinching win vs. DAL (12/30)... Started and had one carry for three yards in his first career postseason game in the NFC Wild Card Round vs. SEA (1/6).

2011 (REDSKINS)

Set career highs in rushing attempts and yards with six rushes for 33 yards. Also set career highs in receptions and receiving yards with 15 for 146... Saw action at fullback in the team's season-opening win vs. NYG (9/11)... Saw action at fullback vs. ARI (9/18) and helped pave the way for a running attack that totaled 35 carries for 172 yards (4.9 avg.)... Was inactive at DAL (9/26) and at STL (10/2)... Saw action at fullback vs. PHI (10/16) and at CAR (10/23)... Started at fullback at BUF (10/30)... Started at fullback vs. SF (11/6) and recorded one catch for 12 yards... Saw action at fullback at MIA (11/13) and caught one pass for -3 yards... Started at fullback vs. DAL (11/20) and caught one pass for 27 yards, a career long... Started at fullback at SEA (11/27) and caught two passes for 22 yards (11.0 avg.)... Was inactive vs. NYJ (12/4)... Started at fullback vs. NE (12/11) and caught one pass for eight yards and blocked for a 100-yard rushing performance by Roy Helu... Started at fullback at NYG (12/18) and had four rushing attempts for 14 yards (3.5 avg.), including the first rushing touchdown of his career. He also caught one pass for zero yards... Started at fullback vs. MIN (12/24) and recorded two receptions for a career-high 33 yards (16.5 avg.). Helped RB Evan Royster to his first 100-yard rushing performance... Started at fullback at PHI (1/1/12) and had one rushing attempt for 12 yards. Also had a single-game career high four receptions for 40 yards (10.0 avg.) and blocked for Royster to have another 100-yard rushing effort.

2010 (REDSKINS)

Appeared in 15 games, seeing action at fullback and on special teams... Amassed four rushes for 19 yards (4.8 avg.)... Caught one pass, a three-yard touchdown catch... Totaled 14 special teams tackles (11 solo)... Made NFL debut vs. DAL (9/12) in a win on Sunday Night Football... Played on special teams at STL (9/26)... Had one special teams tackle at PHI (10/3)... Saw action on special teams vs. GB (10/10)... Played special teams vs. IND (10/17), at CHI (10/24) and at DET (10/31)... Saw action at fullback and on special teams vs. PHI (11/15). Had his first career carry (16 yards) and his first reception, a three-yard touchdown pass from quarterback Donovan McNabb. Also had one special teams tackle... Saw action at running back and on special teams at TEN (11/21). Had a career-high three carries for three yards. Also led the team with two special teams tackles... Saw action on special teams vs. MIN (11/28). Had one special teams tackle... Played on special teams at New York (12/5) and had one tackle... Saw action on special teams vs. TB (12/12) and at DAL (12/19)... Played special teams at JAX (12/26) and led the team with six special teams stops (five solo)... Played on special teams vs. NYG (1/2) and had two tackles.

2009 (REDSKINS)

Joined the Redskins as a college free agent on May 6, 2009... Spent training camp with Washington before being released on Sept. 5... A member of the Redskins' practice squad for the first two weeks of the regular season.

COLLEGE

Played in 44 games as a linebacker during his collegiate career at Villanova and totaled 244 total tackles (113 solo), 19.5 tackles for loss, six sacks, one interception, one forced fumble and three blocked kicks... Ranked second on the squad as a senior in 2008 with 73 tackles (41 solo), including two sacks, earning third team All-CAA honors after moving from safety to linebacker... Played in all 11 games as a junior in 2007 and had 78 tackles (second on team), four tackles for loss, one interception and two passes defensed... Recorded a game-high 12 tackles, two tackles for loss and one pass break-up versus Lehigh... As a sophomore, played in all 11 games and had 44 tackles, 4.5 tackles for loss, one sack, one forced fumble and two blocked kicks... Registered 10 tackles (one for loss), one forced fumble and a pass break-up versus Towson... Recorded 13 tackles, three sacks, two tackles for loss, a pass defensed and a blocked kick during his freshman season... Blocked a punt and recovered it for a touchdown versus Northeastern.

PERSONAL

At Amityville (N.Y.) H.S., earned three varsity letters in football and four in track and basketball... Two-time team MVP, three-year captain, All-County and All-League player... Two-time First Team All-Long Island... All-State honoree (2004), Collatta Award winner in 2003 for top linebacker in county, All-County track runner, Team MVP (Basketball and Track), three-year honor roll student and All-County Academic Team for basketball... Majored in communications... Youngest of three children of David and Geneva Young... Born April 8, 1987 in Amityville, N.Y.

YEAR-BY-YEAR STATS

RUSHING

Year	Team	GP	GS	Att	Yds	Avg	Lg	TD
2010	Was	16	0	4	19	4.8	16	0
2011	Was	13	8	6	33	5.5	12	1
2012	Was	16	8	14	60	4.3	16	0
2013	Was	13	7	12	41	3.4	19	3
2014	Was	16	10	9	22	2.4	14	3
2015	Was	16	3	6	10	1.7	5	0
Career		90	36	51	185	3.6	19	7

RECEIVING

Year	Team	GP	GS	No	Yds	Avg	Lg	TD
2010	Was	16	0	1	3	3	3t	1
2011	Was	13	8	15	146	9.7	27	0
2012	Was	16	8	8	109	13.6	28	2
2013	Was	13	7	4	71	17.8	62t	1
2014	Was	16	10	11	81	7.4	20t	2
2015	Was	16	3	6	22	3.7	8	0
Career		90	36	45	432	9.6	62t	6

ADDITIONAL

Fumbles Forced-Recovered: 0-1 in 2012, 0-2 in 2014

POSTSEASON

2012 (WAS): 1 G (GS), 1 rush for 3 yds.

COMMUNITY

Is annually one of the team's stars in the community, frequently volunteering his time with the Washington Redskins Charitable Foundation... Named the Redskins' 2014 Walter Payton Man of the Year after attending 33 community events during the year in addition to serving as a Big Brother to a 12-year-old boy, Xavier, through Big Brothers Big Sisters of America. Among many others, his 2014 efforts included the Power up to Read Celebration, Tyler Polumbus' TKO Extreme Recess, Alfred Morris' Movies with Morris, Rookie Community Club events, Redskins Burgundy & Gold Game to benefit the Global Down Syndrome Foundation, Robert Griffin III's Friday Night Lights Camp, DBOA Football Camp, Redskins Salute Kickoff, Fit Fest in Richmond, Play 60/Read 20 events, Ryan Kerrigan's Blitz for the Better celebrity waiter night, Back to School Shopping Spree, HelpingAHero.org house dedication, Salute to Play 60, All-Star Survivors Celebration, 4th & Life High School Football Forum, WOW Ladies Night Out, Get the Ball Rolling Flag Football Experience, Georgetown Pediatric Hospital Halloween visit, USO Turkeys for Troops Telethon, Redskins Salute Combine, Fuel Up to Play 60 Mini-Combine, Harvest Feast, Covered for the Holidays, Skins Santa Shoppe and more... Was one of four Redskins, alongside backfield companion Alfred Morris, recognized for his commitment to contribute in the community each week of the 2013 season... In 2013, helped the Washington Redskins Charitable Foundation and Macy's send 200 children back to school in style at the Macy's Back to School Shopping Spree, helped with the Salute to Play 60 Military Challenge kickoff event at Joint Base Andrews, sat on a panel at the 4th & Life High School Football Forum, volunteered at All-Star Survivors Celebration for area women battling breast cancer, volunteered for the Redskins Read Across Prince George's County event, visited hospitalized children at the Georgetown Pediatric Halloween Party, participated in Coca-Cola's Get the Ball Rolling Flag Football Experience, volunteered in the Kaiser Thriving Schools Play 60 Mini-Combine, participated in the Macy's "Believe" Campaign Launch in partnership with the Make-A-Wish Foundation, raising over \$200,000 to grant wishes across America, made a Play 60 Super School visit to Glebe Elementary School, attended a Financial Literacy seminar by Washington Accounting Services at Friendship Collegiate Academy in Washington, D.C. and attended the Smashing Walnuts Foundation Fundraiser in honor of Gabriella Miller... In 2012, joined fans at the annual Draft Day Party at FedExField and participated in the team's 80th Anniversary Thank You Tour throughout Virginia, Maryland and Washington, D.C. Also led an exercise station at the WRCF Play 60 Mini-Combine... In 2011, worked with the Washington Redskins Charitable Foundation and the U.S. Marine Corps to provide 1,100 youth in need with a toy during the holiday season at the annual Skins Santa Shoppe. Also participated in the 4th & Life program, a program for high school athletes focusing on what it takes to be successful on the field, in the classroom, and in the workplace... Spoke to students about the importance of good health, and also lead kids in fitness activities, as part of NFL's PLAY 60 campaign, helping kids get 60 minutes of exercise a day... During the 2010 season, participated in Hometown Huddle, Rehabbing with the Troops, Harvest Feast and 4th & Life High School Football Forum.

CAREER HIGHS

SINGLE-GAME


Carries:	5, twice, last vs. San Diego (11/03/13)
Rushing Yards:	26, at NY Giants (10/21/12)
Long (Rushing):	19, at Dallas (10/13/13)
Rushing Touchdowns:	3, vs. San Diego (11/03/13)
Receptions:	4, at Philadelphia (01/01/12)
Receiving Yards:	62, at Philadelphia (11/17/13)
Long (Receiving):	62t, at Philadelphia (11/17/13)
Receiving Touchdowns:	1, six times, last at PHI (09/21/14)



PLAYER BIOS



PRACTICE SQUAD




MACK BROWN

RUNNING BACK
5-11 | 214
DOB: 9/24/91



ROOKIE
FLORIDA
MARTIN LUTHER KING, JR. H.S. (LITHONIA, GA.)



TRANSACTIONS


Originally entered the NFL with the Houston Texans as a college free agent on May 11, 2015... Waived by the Texans on June 2, 2015... Signed with the Washington Redskins on July 27, 2015... Waived by the Redskins on September 5, 2015... Signed to the Redskins' practice squad on October 20, 2015... Released from the Redskins' practice squad on November 19, 2015... Signed to the Redskins' practice squad on December 10, 2015.

COLLEGE

Played collegiately at Florida from 2010-14, where he appeared in 49 games with two starts... Gained 805 career yards on 210 rushing attempts with four rushing touchdowns and served as a key member of the Gators' special teams unit... Played in all 12 games as a senior in 2014, gaining 95 yards on 22 carries including a career-long 47-yarder against Eastern Michigan. Earned the Rex Fariior Most Team Spirited Award... Led the Gators with 543 rushing yards in 2013, posting team highs in rushing yards in three games (Toledo, Tennessee, LSU)... In 2012, redshirt sophomore season was highlighted by critical carries late against Texas A&M to help run out the clock and preserve a win... Saw action on special teams as well, recording two tackles... Contributed at running back and on special teams in 2011... Earned a redshirt after appearing in two games in 2010.

PERSONAL

Attended Martin Luther King, Jr. H.S. in Lithonia, Ga., where he rushed for more than 1,700 combined yards and 20 touchdowns across his junior and senior seasons... Named a four-star prospect by both Scout.com and Rivals.com... Ranked as the No. 12 running back in the country by Scout.com... Named to the Top 150 Dream Team by PrepStar Magazine... Participated in the 2010 Under Armour All-American Game... Born on Sept. 24, 1991.



LARON BYRD

WIDE RECEIVER
6-4 | 230
DOB: 8/19/89



3RD NFL SEASON
MIAMI (FLA.)
HAHNVILLE H.S. (BOUTTE, LA.)

MILESTONES

NFL debut: 10/14/12 (at BUF)... **First reception:** 12/23/12 (vs. CHI, 8 yards from Ryan Lindley)

TRANSACTIONS

Originally entered the NFL with the Arizona Cardinals as a college free agent on April 30, 2012... Waived by the Cardinals on April 4, 2014... Signed with the Dallas Cowboys on May 1, 2014... Waived by the Cowboys on August 30, 2014... Claimed off waivers by the Cleveland Browns on August 31, 2014... Waived by the Browns on October 3, 2014... Signed to the Cowboys' practice squad on October 7, 2014... Released from the Cowboys' practice squad on October 9, 2014... Signed to the Miami Dolphins' practice squad on October 21, 2014... Released from the Dolphins' practice squad on December 2, 2014... Re-signed with the Dolphins on April 15, 2015... Waived by the Dolphins on August 30, 2015... Signed to the Atlanta Falcons' practice squad on September 16, 2015... Released from the Falcons' practice squad on November 3, 2015... Signed to the Washington Redskins' practice squad on November 9, 2015.

YEAR-BY-YEAR

2015 (DOLPHINS/FALCONS/REDSKINS)

Waived by the Dolphins during the preseason... Signed to the Falcons' practice squad on Sept. 16... Waived by the Falcons on Nov. 3 and joined the Redskins' practice squad on Nov. 9.

2014 (CARDINALS/COWBOYS/BROWNS/DOLPHINS)

Played in one game with Cleveland... Inactive twice... Did not record any statistics... Waived by Cleveland on Oct. 3... Spent portions of the rest of the season on the Dallas and Miami practice squads after spending the offseason with the Cardinals.

2013 (CARDINALS)

Spent the entire season on injured reserve after being placed on Reserve/Injured list on Aug. 7.

2012 (CARDINALS)

Played in four games for Arizona... Inactive for 10 games and dressed but did not play in two games... Recorded one reception for eight yards on the season. Added two special teams tackles... Made NFL debut vs. BUF (10/14) ... Caught one pass for eight yards vs. CHI (12/23).

COLLEGE

Played collegiately at Miami (Fla.), where he was a four-year letterman from 2008-11... Played in 51 career games with 16 starts, recording 106 receptions for 1,254 yards (11.8 avg.) and seven touchdowns... Played in all 12 games with two starts as a senior in 2011, recording 11 receptions for 125 yards and one touchdown. Received the Hurricane media Good Guy Award... Played in 13 games with six starts as a junior in 2010, posting a career-high 41 catches for 441 yards and one touchdown. Hauled in game-winning touchdown catch against North Carolina... Played in 13 games with eight starts as a sophomore in 2009, gaining 460 yards and scoring one touchdown on 33 catches... Played in all 13 games with three starts as a freshman in 2008, catching a career-best four touchdowns and totaling 21 receptions for 228 yards... Named to the All-ACC Academic team.


PERSONAL

Attended Hahnville H.S. in Boutte, La., where he caught 50 passes for 630 yards and 13 touchdowns as a senior... Was considered the second-best receiver in Louisiana following his senior season... Also played safety and recorded three interceptions, helping lead his team to a 10-3 record... Had 30 receptions for 447 yards and eight touchdowns as a junior... Played mostly at defensive back during his freshman and sophomore seasons... Also played basketball, averaging more than 20 points per game as a junior... Born Aug. 18, 1989.

YEAR-BY-YEAR STATS

RECEIVING

Year	Team	GP	GS	No	Yds	Avg	Lg	TD
2012	Ari	4	0	1	8	8.0	8	0
2013	Ari	Injured Reserve						
2014	Cle	1	0	0	0	-	-	0
Career		5	0	1	8	8.0	8	0



TAKOBY COFIELD

TACKLE
6-1 | 310
DOB: 1/22/92



ROOKIE
DUKE
TARBORO (N.C.) H.S.

TRANSACTIONS

Originally entered the NFL with the Washington Redskins as a college free agent on May 8, 2015... Waived on September 5, 2015... Signed to the Redskins' practice squad on September 6, 2015.

COLLEGE

Played collegiately at Duke, where he played in 51 career games, starting the final 42 consecutive contests at left tackle... As a senior in 2014, earned third-team All-ACC honors after starting all 13 games for an offense that ranked first in the ACC in sacks allowed per passing attempt and second in sacks allowed per game... Started all 14 games as a junior in 2013, helping Duke set school single-season records for first downs, offensive yards and points... In 2012, started all 13 games as a sophomore and helped the Blue Devils become the second team in ACC history to have two 1,000-yard receivers in the same season... Played in 10 games with two starts as a freshman in 2011... Redshirted in 2010.

PERSONAL

Attended Tarboro (N.C.) H.S., where he helped Tarboro to a three-year record of 36-8, including a 15-1 record and the 2-A state title in 2009... Was a three-year letterman in football in addition to participating in track and field... Was an All-Southern selection by the Orlando Sentinel and first team 2-A all-state pick by NCPreps.com in 2009... Participated in the Shrine Bowl of the Carolinas in 2009... Graduated from Duke in December 2014 with a degree in African and African-American Studies and a minor in education... In May, 2012, joined nine teammates on a mission trip to Langano, Ethiopia for water well-digging project... Son of Ava and Toney Cofield... Born Jan. 22, 1992.

COREY CRAWFORD

DEFENSIVE END
6-5 | 299
DOB: 12/1/91



ROOKIE
CLEMSON
G.W. CARVER H.S. (COLUMBUS, GA.)



TRANSACTIONS


Originally entered the NFL with the Washington Redskins as a college free agent on May 7, 2015... Waived on September 5, 2015... Signed to the Redskins' practice squad on September 6, 2015.

COLLEGE

Played collegiately at Clemson from 2011-14, appearing in 51 games with 35 starts and posting 155 tackles (25.5 for loss), six sacks, one interception, eight pass breakups, two forced fumbles and two fumbles recovered in his career... Played 11 games with 10 starts as a senior in 2014, contributing 27 tackles (seven for loss), two sacks and one pass breakup... Was an Honorable Mention All-ACC selection as a junior in 2013, contributing 52 tackles (10.5 for loss), three sacks, one interception and two forced fumbles in 13 games with 12 starts... Started all 13 games as a sophomore in 2012, posting 47 tackles, (six for loss), one sack and a team-high two fumbles recovered... Appeared in 14 games as a freshman in 2011, adding 29 tackles (two for loss).

PERSONAL

Attended G.W. Carver H.S. in Columbus, Ga., and also played at Hargrave Military Academy in 2010, where he had four sacks in two games against Fork Union along with an interception and a touchdown off a blocked punt... Rated as the No. 1 prep school player in the nation by 247Sports.com after his season at Hargrave... Named Atlanta Journal-Constitution Defensive Player of the Year and Columbus Ledger Defensive Player of the Year after his senior season at Carver... Ranked the No. 20 defensive end in the nation and No. 30 player in Georgia by Rivals.com... Was first-team AAA all-state by Georgia Sportswriters Association and a first-team all-region selection after posting 87 tackles, 16 sacks, two recovered fumbles, two interceptions and two returns for touchdowns as a senior... Participated in 2015 Senior Bowl... Graduated in December 2014 with a degree in parks, recreation & tourism management... Son of the late Alesia Davis, whom he honored during Clemson's Breast Cancer Awareness week... Born Dec. 1, 1991.



ANTHONY JOHNSON

DEFENSIVE LINEMAN
6-2 | 317
DOB: 1/24/93



2ND NFL SEASON
LSU

PERRY WALKER H.S. (NEW ORLEANS, LA.)

MILESTONES

NFL debut: 9/7/14 (vs. NE)... **First FR:** 9/7/14 (vs. NE, Tom Brady)

TRANSACTIONS

Originally entered the NFL with the Miami Dolphins as a college free agent on May 12, 2014... Waived by the Dolphins on September 5, 2015... Signed to the Washington Redskins' practice squad on November 9, 2015.

YEAR-BY-YEAR

2015 (DOLPHINS/REDSKINS)

Waived by the Dolphins during final cuts... Signed to the Redskins' practice squad in Week 10.

2014 (DOLPHINS)

Played in seven games as a rookie... Inactive for six games... Recorded two tackles (one solo) and a fumble recovery... Made NFL debut in season opener vs. NE (9/7) and recovered a fumble... Had one tackle vs. BAL (12/7)... Placed on injured reserve on Dec. 13 with an ankle injury and missed the final three games of the season.

COLLEGE

Played collegiately at LSU from 2011-13, appearing in 40 career games with 16 starts... Recorded career totals of 77 tackles (32 solo) with seven sacks, 22.0 tackles for loss, two pass deflections and one interception... Started all 13 games as a junior in 2013, recording 35 tackles (15 solo) with nine tackles for loss, three sacks, three quarterback pressures, one pass breakup and an interception. Earned second-team All-Southeastern Conference honors... Played in all 13 games with three starts as a sophomore in 2012, recording 30 tackles (11 solo) with three sacks, 10 tackles for loss and a deflected pass... Played in 14 games as a freshman in 2011, posting 12 tackles (six solo), a sack and three tackles for loss... Earned Freshman All-American honors.

PERSONAL


Played four seasons at Perry Walker H.S. in New Orleans, La., where he broke the national high school career record with 67.5 sacks... Selected to Parade All-American team as a senior in 2010 and was awarded the Louisiana Gatorade Player of the Year Award, becoming the first lineman and only third defender in the award's 16 year history... Named first-team USA Today All-USA... Awarded Louisiana 4A Most Outstanding Defensive Player of the Year in both 2009 and 2010... Sang in school's choir and also sang the National Anthem before some of his high school football games... Family was displaced after Hurricane Katrina, moving to Alabama for a period of time; returned to New Orleans and finished his high school career at O.P. Walker... Participated in the Miami Dolphins "All-Community Team" program in 2014... Majored in general studies.... Born Jan. 24, 1993.

YEAR-BY-YEAR STATS

DEFENSE

Year	Team	G	GS	Tack	Solo	Sack	PD	FF	FR
2014	Mia	7	0	2	1	0	0	0	1
Career		7	0	2	1	0	0	0	1

**Tackle stats according to STATS, LLC*



KAMAL JOHNSON

DEFENSIVE LINEMAN
6-3 | 314
DOB: 12/9/1991



1ST NFL SEASON
TEMPLE
WILLINGBORO (N.J.) H.S.

TRANSACTIONS

Signed as a college free agent by the Miami Dolphins on May 12, 2014... Waived by the Dolphins on June 11, 2015... Signed to the Washington Redskins' practice squad on January 1, 2016.

YEAR-BY-YEAR

2015 (DOLPHINS/REDSKINS)

Waived by the Dolphins in June... Signed to the Redskins' practice squad in Week 17.

2014 (DOLPHINS)

Placed on Reserve/Injured list on Aug. 30.

COLLEGE

Played collegiately at Temple from 2010-13... Played in 12 games as a senior in 2013, recording 16 tackles (13 solo), three tackles for loss, one sack and two pass defended... Played in three games with two starts at defensive tackle as a junior in 2012... Played in 13 games with one start at defensive tackle as a sophomore in 2011... Played in 11 games with two starts as a freshman in 2010... Redshirted in 2009.

PERSONAL

Attended Willingboro (N.J.) H.S., where he served as a team captain as a defensive end and tight end... Earned all-state honors... Majored in broadcasting, telecommunications and mass media... Born Dec. 9, 1991.

COLIN LOCKETT

WIDE RECEIVER
5-11 | 188
DOB: 4/5/91



1ST NFL SEASON
SAN DIEGO STATE
DIAMOND BAR (CALIF.) H.S.



TRANSACTIONS

Originally entered the NFL with the Cincinnati Bengals as a college free agent on May 12, 2014... Waived by the Bengals on August 30, 2014... Signed to the Bengals' practice squad on August 31, 2014... Released from the Bengals' practice squad on October 14, 2014... Signed to the Washington Redskins' practice squad on December 22, 2014... Re-signed with the Redskins on December 29, 2014... Waived by the Redskins on September 5, 2015... Signed to the Redskins' practice squad on October 16, 2015... Released from the Redskins' practice squad on October 26, 2015... Signed to the Redskins' practice squad on December 21, 2015.

COLLEGE

Played collegiately in 48 games with 30 starts at San Diego State from 2010-13... As a senior in 2013, Played and started 12 games and had 52 catches for 736 yards and five touchdowns, added a 48-yard rushing touchdown, and returned 31 kickoffs for 761 yards (24.5 avg.). Chosen as a team captain by teammates and named an Honorable Mention All-Mountain West selection on special teams by coaches and media... Played in 12 games with seven starts for Mountain West championship team in 2012, recording 20 catches for 293 yards and three touchdowns while returning 30 kickoffs for 777 yards (25.9 avg.) with two touchdowns... As a sophomore in 2011, played in all 13 games with 11 starts and had 58 catches for 970 yards and eight touchdowns and returned 31 kickoffs for 678 yards (21.9 avg.) with touchdown... Played 11 games on defense and special teams as a redshirt freshman in 2009 and logged eight tackles.

PERSONAL

Attended Diamond Bar (Calif.) H.S., where he was an all-league pick on both offense (second-team wide receiver) and defense (first-team defensive back) in his senior year... Named Diamond Bar defensive player of the year for senior season... Also participated in track and field and was a Sierra League third-place finisher in 300-meter hurdles as a senior... Was an All-League academic selection... Brother, Bret, played football at UCLA and has played in NFL with New England... Majored in communications at San Diego State... Son of Janice Johnson-Lockett and Frederick Lockett... Born April 5, 1991.

AL LOUIS-JEAN

CORNERBACK
6-1 | 187
DOB: 10/13/93



2ND NFL SEASON
BOSTON COLLEGE
BROCKTON (MASS.) H.S.



MILESTONES

NFL debut: 10/12/14 (at ATL)

TRANSACTIONS

Originally entered the NFL with the Chicago Bears as a college free agent on June 2, 2014... Waived on August 30, 2014... Signed to the Bears' practice squad on September 1, 2014... Signed to the Bears' active roster on October 7, 2014... Waived by the Bears on August 30, 2015... Signed to the Washington Redskins' practice squad on January 5, 2016.

YEAR-BY-YEAR

2015 (BEARS/REDSKINS)

Spent offseason with the Bears prior to being waived in late August... Signed to the Redskins' practice squad during NFC Wild Card Round week.

2014 (BEARS)

Played in nine games for Chicago after being promoted from the practice squad in October... Recorded eight tackles (five solo) on defense... Made NFL debut in Week 6 at ATL (10/12)... Recorded career-high five tackles (three solo) at NE (10/26).

COLLEGE

Played three seasons at Boston College, appearing in 21 games, tallying 36 tackles (26 solo), one interception, four passes defended and two forced fumbles... Competed in 11 games in his sophomore campaign, recording 21 tackles (15 solo) with a forced fumbled and a pass breakup... Did not play his true sophomore year due to injury and was granted a redshirt... As a true freshman, played in 10 games, making two starts. Tallied 15 tackles on the season (11 solo) and recorded three pass breakups and an interception.

PERSONAL


Attended Brockton (Mass.) H.S., where he was selected to the 2010 Massachusetts High School Coaches Association Super 26 All-State Team... Earned Boston Globe and Boston Herald All-Scholastic honors as a senior defensive back... Earned team MVP honors... Invited to participate in the Offense-Defense All-America Bowl... Also lined up at wide receiver for the Boxers... Was a two-time Brockton Enterprise All-Scholastic choice... Made 60 tackles and 5 interceptions as a senior... Also had 30 receptions for 650 yards and five touchdowns in 2010... Completed his high school career with 12 interceptions... Set the school record for longest offensive play from scrimmage, a 98-yard reception in 2010... Also competed for the school's basketball and track teams... Son of Malika Ridley and Al Louis-Jean... Born Oct. 13, 1993.

YEAR-BY-YEAR STATS

DEFENSE

Year	Team	G	GS	Tack	Solo	Sack	INT	PD
2014	Chi	9	0	8	5	0	0	0
Career		9	0	8	5	0	0	0

**Tackle stats according to STATS, LLC*



AUSTIN REITER

CENTER
6-3 | 296
DOB: 11/27/91



ROOKIE
SOUTH FLORIDA
LAKWOOD RANCH H.S. (BRADENTON, FLA.)

TRANSACTIONS


Originally selected by the Washington Redskins in the seventh round (222nd overall) of the 2015 NFL Draft... Waived by the Redskins on September 5, 2015... Signed to the Redskins' practice squad on September 29, 2015.

COLLEGE

Played collegiately at South Florida from 2010-14, appearing in 46 games with 36 starts... Started all 12 games at center as a senior in 2014, missing only one offensive play. Was a Rimington Award candidate for the second time in his career and was named the team's recipient of the Offensive Line-man Award as well as the Tough Man Award... Started 12 games as a junior in 2013, appearing on the Rimington watch list for the first time in his career... As a sophomore in 2012, started all 12 games at center... Played in 10 games as a freshman in 2011 on offense and on special teams... Redshirted in 2010.

PERSONAL

Attended Lakewood Ranch H.S. in Bradenton, Fla., where he played right tackle on offense and three-technique defensive tackle... His father, Richard Reiter, played offensive line at the collegiate level at the University of Cincinnati... Earned degree in communications and epidemiology in 2013... Born Nov. 27, 1991.



LYNDEN TRAIL

LINEBACKER
6-7 | 269
DOB: 3/19/91



ROOKIE
NORFOLK STATE
BOOKER T. WASHINGTON H.S. (MIAMI, FLA.)

TRANSACTIONS

Originally entered the NFL with the Houston Texans as a college free agent on May 8, 2015... Waived by the Texans on September 11, 2015... Signed to the Washington Redskins' practice squad on October 5, 2015... Released from the Redskins' practice squad on October 12, 2015... Signed to the Redskins' practice squad on November 23, 2015.

COLLEGE

Played collegiately at Norfolk State from 2012-14 after transferring from Florida... Appeared in 35 career games, starting 27. Posted 255 career tackles (101 solo, 41 for loss), 16 passes broken up, 15 sacks, and eight forced fumbles... Started all 12 games in 2014, becoming the second NSU defensive player in the Division I era (since 1997) to earn first-team All-MEAC honors and some form of FCS All-America recognition in three straight years. Recorded 91 tackles, 11.5 tackles for loss, 5.0 sacks, four pass breakups, two forced fumbles, two blocked kicks and one fumble recovery... Started all 12 games in 2013 and was a finalist for the Buck Buchanan Award (top defender in the FCS) on top of earning first-team All-MEAC honors. Posted 94 total tackles (12.5 for loss), 8.5 sacks and tied for the national lead with five forced fumbles... Played in 11 games with three starts in 2012, earning all-MEAC first team honors. Led Spartans in total tackles (70, including 17 for loss) and tied for the team lead with six sacks... Redshirted at Florida in 2010 and transferred following the 2011 season.

PERSONAL


Attended Booker T. Washington H.S. in Miami, where he recorded 95 tackles, a league-high 22 sacks, a school-record 15 pass deflections and two interceptions as a senior... Was a first-team All-Dade County, all-league and all-state selection... Named a second-team Florida Sportswriters Association 4A all-state selection as a junior, when he posted 77 tackles and 14 sacks... Was a four-star recruit according to Rivals.com and Scout.com... Also ran track in high school... Was Norfolk State's first Senior Bowl invitee... Majored in mass communication... Son of Dorothea Williams... Born March 19, 1991.




PLAYER BIOS



RESERVE/INJURED





DEREK CARRIER

TIGHT END
6-4 | 241
DOB: 7/25/90



3RD NFL SEASON
BELOIT
EDGERTON (WISC.) H.S.

MILESTONES

NFL debut: 11/17/13 (at NO)... **Redskins debut:** 9/13/15 (vs. MIA)... **First NFL start:** 9/21/14 (at ARI)... **First reception:** 9/14/14 (vs. CHI, 22 yards from Colin Kaepernick)... **First receiving TD:** 10/11/15 (at ATL, 7 yards from Kirk Cousins)

TRANSACTIONS

Originally entered the NFL with the Oakland Raiders as a college free agent on May 11, 2012... Waived by the Raiders on August 31, 2012... Signed to the Philadelphia Eagles' practice squad on September 11, 2012... Re-signed with the Eagles on December 31, 2012... Waived by the Eagles on August 25, 2013... Signed to the San Francisco 49ers' practice squad on September 3, 2013... Signed to the 49ers' active roster on November 16, 2013... Traded to the Washington Redskins on August 21, 2015.

YEAR-BY-YEAR

2015 (REDSKINS)

Joined the Redskins via trade during the preseason... Made Redskins debut in Week 1 vs. MIA (9/13), catching two passes for eight yards... Earned second straight start in a two-tight-end set vs. STL (9/20), contributing to the team's 182 rushing yards... Started in a three-tight-end set and contributed on offense and special teams at NYG (9/24)... Caught two passes for 18 yards vs. PHI (10/4)... Started in place of an injured Jordan Reed at ATL (10/11), catching two passes for 27 yards including a seven-yard touchdown in the second quarter and a 20-yard gain on the game-tying drive at the end of regulation... Started in place of Reed at NYJ (10/18) and posted career highs in receptions (four) and receiving yards (39)... Caught two passes for 15 yards in the largest comeback win (24 points) in team history vs. TB (10/25)... Played on offense and special teams at NE (11/8)... Started and caught a 14-yard pass in a win vs. NO (11/15)... Recorded two receptions for seven yards at CAR (11/22)... Caught one pass for six yards in a win vs. NYG (11/29) prior to exiting the game with an Achilles injury... Inactive vs. DAL (12/7)... Caught one pass for seven yards in a win at CHI (12/13) before leaving the game with a knee injury... Placed on Reserve/Injured list on Dec. 15.

2014 (49ERS)

Played in 11 games with one start, recording nine receptions for 105 yards and adding a two-yard rushing attempt... Notched his first career reception on a 22-yard pass from Colin Kaepernick vs. CHI (9/14). Finished the game with three receptions for 41 yards... Made first career start at ARI (9/21)... Placed on Reserve/Injured list on Nov. 27.

2013 (49ERS)

Played in five games, making his NFL debut at NO (11/17).

2012 (RAIDERS/EAGLES)

Spent the offseason with the Raiders as a college free agent before being waived prior to the season... Spent the entire season on the Eagles' practice squad after signing with the team on Sept. 11.

COLLEGE

Attended Beloit College in Wisconsin, where he played in 39 games for the Buccaneers, earning All-Midwest Conference honors twice... Named Wisconsin Football Coaches Association Private College Player as a senior... Set school records in receptions (189), receiving yards (3,111) and receiving touchdowns (29). Also added seven carries for 42 yards and two rushing touchdowns... As a senior, played in 10 games and notched 75 receptions for 1,250 yards and 12 touchdowns in addition to six carries for 39 yards and two rushing touchdowns... As a junior, appeared in 10 games and tallied 64 receptions for 1,044 yards and 12 touchdowns, breaking the school record for receiving touchdowns in a single season... In 2009, played in 10 games and registered 34 receptions for 600 yards and four touchdowns... Played in nine games and recorded 16 receptions for 217 yards and one touchdown as a freshman... Played two years of basketball, starting in 21 games and averaging 8.3 points per game.

PERSONAL

Attended Edgerton (Wisc.) H.S... Spent a summer in college interning with the Chicago Bulls' strength and conditioning department, with aspirations of one day working in physical therapy... Named to the Beloit College dean's list six straight semesters... Majored in health and society... Visited Haiti in conjunction with Convoy of Hope, working together to teach healthy eating habits and sustainable agriculture techniques to local families... Born July 25, 1990.

YEAR-BY-YEAR STATS

RECEIVING

Year	Team	GP	GS	No	Yds	Avg	Lg	TD
2013	SF	5	0	0	0	0	0	0
2014	SF	11	1	9	105	11.7	23	0
2015	Was	12	12	17	141	8.3	20	1
Career		28	13	26	246	9.5	23	1

RUSHING

Year	Team	GP	GS	No	Yds	Avg	Lg	TD
2013	SF	5	0	0	0	0	0	0
2014	SF	11	1	1	2	2	2	0
2015	Was	12	12	0	0	0	0	0
Career		28	13	1	2	2	2	0

ADDITIONAL


Fumbles-Lost: 1-0 in 2014

CHRIS CULLIVER

CORNERBACK
6-0 | 199
DOB: 8/17/88



5TH NFL SEASON
SOUTH CAROLINA
GARNER (N.C.) MAGNET H.S.



MILESTONES

NFL debut: 9/11/11 (vs. SEA)... **Redskins debut:** 9/13/15 (vs. MIA)... **First NFL start:** 9/9/12 (at GB)... **First INT:** 10/9/11 (vs. TB, Josh Freeman)... **First FF:** 11/19/12 (vs. Devin Hester)... **First FR:** 12/16/12 (at NE, Shane Vereen)... **First FR TD:** 9/7/14 (at DAL, DeMarco Murray)... **First postseason INT:** 1/20/13 (NFC Championship at ATL, Matt Ryan)

TRANSACTIONS

Selected by the San Francisco 49ers in the third round (80th overall) of the 2011 NFL Draft... Signed with the Washington Redskins as an unrestricted free agent on March 13, 2015.

PRO

Joined the Redskins in 2015 as an unrestricted free agent having previously appeared in 46 games with 20 starts from 2011-14, all with the 49ers. Also appeared in five postseason games — including Super Bowl XLVII — with two starts with San Francisco... Enters the 2015 season having previously compiled 121 career tackles (106 solo), seven interceptions, two forced fumbles and two fumble recoveries (including one returned for touchdown).

YEAR-BY-YEAR

2015 (REDSKINS)

Made Redskins debut vs. MIA (9/13), recording an assisted tackle... Suspended vs. STL (9/20)... Registered four solo tackles in a start at NYG (9/24)... Played through injury vs. PHI (10/4), adding a solo tackle and a pass defended... Inactive with a knee injury at ATL (10/11), at NYJ (10/18) and vs. TB (10/25)... Recorded two solo tackles at NE (11/8)... Made three tackles (one solo) in a start vs. NO (11/15)... Registered five solo tackles at CAR (11/22)... Placed on Reserve/Injured list on Nov. 27.

2014 (49ERS)

Established career highs in starts (14), total tackles (45), interceptions (four) and passes defended (14) in 14 games played... Recovered a DeMarco Murray fumble and returned it 35 yards for his first career touchdown at DAL (9/7)... Forced a Riley Cooper fumble vs. PHI (9/28)... Intercepted Drew Brees in the endzone just before halftime at NO (11/9) and returned the pick 29 yards... Intercepted Eli Manning at NYG (11/16), his second consecutive game with an interception... Registered an interception Philip Rivers vs. SD (12/20)... Picked off Ryan Lindley in the season finale vs. ARI (12/28).

2013 (49ERS)

Spent the entire season on Reserve/Injured list with a knee injury.

2012 (49ERS)

Played in 16 regular season games with six starts, recording 42 tackles (35 solo), 13 passes defended, two interceptions, a forced fumble and a fumble recovery... Started first career NFL game at GB (9/9) and recorded a pass defended on the final defensive play of the game as he batted down an Aaron Rodgers pass intended for Jordy Nelson... Recorded second career interception vs. BUF (10/7), picking off Ryan Fitzpatrick... Notched his second interception of the season at ARI (10/29), picking off John Skelton.

Registered a career-high four passes defended in the game... Recorded first career fumble recovery at NE (12/16), scooping up a loose ball from Shane Vereen... Played in all three postseason games, including Super Bowl XLVII. Started the NFC Divisional Round and NFC Championship Game... Picked off Matt Ryan in the NFC Championship at ATL (1/20), his first career postseason interception... Defended two passes and made four solo tackles (one for loss) in Super Bowl XLVII vs. BAL (2/3).

2011 (49ERS)

Made NFL debut on special teams vs. SEA (9/11)... Recorded three passes defended vs. TB (10/9) and his first career INT, picking off Josh Freeman... Appeared in both postseason games, recording eight tackles (seven solo) and a pass defended across two games vs. NO (1/14) and vs. NYG (1/22).

COLLEGE

Played in 43 games (32 starts) for South Carolina from 2007-10 and recorded 156 career tackles (10 for loss), three interceptions, 4.0 sacks, three forced fumbles, one fumble recovery and 14 passes defended. Also registered 106 kickoff returns for 2,476 yards and two punt returns for 18 yards... Set a school record and ranked third in SEC history in career kickoff returns and kickoff return yards... Began career as a receiver before moving to safety as a sophomore and eventually transitioning to cornerback as a senior... Started all seven games he appeared in and registered 34 tackles, 1.0 sack and a forced fumble as a senior before suffering a season-ending torn pectoral muscle... Named Second-Team All-SEC by the AP as a junior in 2009 after starting all 12 games at free safety and recording 62 tackles, 2.0 sacks, a fumble recovery and nine PDs. Led secondary that ranked 2nd in the SEC and 8th nationally in pass defense (163.0 avg.)... Played in 13 games (12 starts) as a sophomore and notched 60 tackles, three interceptions, 1.0 sack and two forced fumbles. Helped the Gamecock secondary rank second in the nation in pass defense (159.2 avg.)... In 2007, was a Freshman All-SEC selection by The Sporting News after playing in 11 games (one start) as a receiver and kickoff returner.

PERSONAL

Attended Garner (N.C.) Magnet H.S., where he was regarded as the top prep player in the state of North Carolina, receiving a five-star prospect rating from Rivals.com... Earned all-state honors... Notched 287 tackles, eight interceptions and 7.0 sacks in his final two prep seasons after not playing football until his sophomore year... Registered six returns for touchdowns on special teams... Received a "Champion of Compassion" Award by Critter Lovers At Work (CLAW) for his efforts in his Chris Culliver Foundation that supports animal welfare. The organization encourages inner city communities to use animals as companions and empower youth to become better stakeholders in the community by partnering with policy issues concerning the welfare of animals. Has a daughter, Chloe... Born on Aug. 17, 1988 in Philadelphia.

YEAR-BY-YEAR STATS

DEFENSE

Year	Team	G	GS	Tack	Solo	Sack	INT	PD
2011	SF	16	0	34	33	0	1	7
2012	SF	16	6	42	35	0	2	13
2013				Injured Reserve				
2014	SF	14	14	45	38	0	4	14
2015	Was	6	6	16	13	0	0	1
Career		52	26	137	119	7	7	35

*Tackle stats according to STATS, LLC

ADDITIONAL

Fumbles Forced-Recovered: 1-1 in 2012, 1-1 in 2014

FR Touchdowns: 1 in 2014


POSTSEASON

Year	Team	G	GS	Tack	Solo	Sack	INT	PD
2011	SF	2	0	8	7	0	0	1
2012	SF	3	2	13	12	0	1	3
Career		5	2	21	19	0	1	4

CAREER HIGHS

SINGLE-GAME

Total Tackles:	6, three times, last at New Orleans (11/09/14)
Solo Tackles:	6, at New England (12/16/12)
Interceptions:	1, seven times, last vs. Arizona (12/29/14)
Forced Fumbles:	1, twice, last vs. Philadelphia (09/28/14)
Fumbles Recovered:	1, twice, last at Dallas (09/07/14)



JUNIOR GALETTE

LINEBACKER
6-2 | 258
DOB: 3/27/88



6TH NFL SEASON
STILLMAN

ST. JOSEPH REGIONAL H.S. (MONTVALE, N.J.)

HONOR ROLL

Defensive Captain (2014)
USA Today All-Joe Team (2013)
Saints Media Good Guy Award (2013)

MILESTONES

NFL debut: 10/10/10 (at ARI)... **First partial sack:** 9/8/11 (at GB, Aaron Rodgers)... **First full sack:** 9/18/11 (vs. CHI, Jay Cutler)... **First multi-sack game:** 9/18/11 (vs. CHI)... **First FF:** 9/23/12 (vs. KC, Matt Cassel)... **First FR:** 9/15/13 (vs. TB, Josh Freeman)

TRANSACTIONS

Originally entered the NFL as a college free agent with the New Orleans Saints on April 26, 2010... Re-signed with the Saints on March 9, 2013... Re-signed with the Saints on September 3, 2014... Released by the Saints on July 27, 2015... Signed with the Washington Redskins on July 31, 2015.

PRO

Joined the Redskins in training camp in 2015 having previously appeared in 64 regular season games with 30 starts with the New Orleans Saints from 2010-14... Enters the 2015 season having recorded 122 total tackles (87 solo), including 34 tackles for loss and 31.5 sacks, five forced fumbles and two fumble recoveries.... Registered 22 combined sacks across the 2013-14 seasons, which ranked tied with Ryan Kerrigan for second-most in the NFC and tied for sixth-most in the NFL.

YEAR-BY-YEAR

2015 (REDSKINS)

Joined the Redskins in training camp but suffered an Achilles injury during a preseason practice and was placed on the Reserve/Injured list on Aug. 30.

2014 (SAINTS)

Voted a defensive team captain by his teammates... Appeared in all 16 games and started the first 13 contests... Recorded 58 tackles (44 solo), 10 sacks, one pass defended and three forced fumbles... Set a Saints record with two safeties.... Became the first Saint to record double-digit sacks in back-to-back seasons since Charles Grant in 2003-04... Had two multiple sack games with two takedowns of Panthers QB Cam Newton and a forced fumble at Carolina (10/30) and two sacks of Bears QB Jay Cutler at CHI (12/15) to raise his career total of multi-takedown performances to six. He was named NFC Defensive Player of the Week for Week 9, following the performance at CAR, where he also added five tackles (four solo). His first sack of the game forced Panthers' Newton to fumble and it was recovered by Curtis Lofton to set up New Orleans' first TD... Fourth quarter safety of QB Mike Glennon dropped Saints deficit to three points and got them ball back to set up game-tying field goal to send contest to overtime vs. TB (10/5)... Recorded second safety of season, when he dropped QB Josh McCown in end zone to clinch season-ending win at TB (12/28).

2013 (SAINTS)

Set career-highs in sacks (12), passes defended (3) and fumble recoveries (two) as he appeared in all 16 regular season games with 15 starts at outside linebacker. Also notched 50 tackles and a forced fumble... Sack total ranked second on the team as both he and defensive end Cameron Jordan became the first Saints duo to record double-digit sacks since 2004. Takedown total was the second-highest by an undrafted player as a Saint... Ranked fourth in the NFC and sixth in the NFL in sacks... Posted one quarterback takedown of Matt Ryan in the season opener vs. ATL (9/8)... Recovered a fumble forced by Jordan and added four stops (three solo) at TB (9/16)... Posted four tackles (two solo), one quarterback takedown of Carson Palmer and one pass defended vs. ARI (9/22)... Made four stops (two solo), one sack of QB Ryan Tannehill and one pass defended vs. MIA (9/30)... Recorded career-high seven tackles (six solo), a takedown of QB Thad Lewis and made a fumble recovery vs. BUF (10/27)... Made three tackles (two solo) and one sack of QB Geno Smith at NYJ (11/3)... Registered two tackles (one solo) and one quarterback takedown of Colin Kaepernick vs. SF (11/17)... Set a career-high with three sacks among his six tackles vs. CAR (12/8)... Finished with two solo tackles and one sack at CAR (12/22)... Had his second multiple-takedown game of season in regular season finale vs. TB (12/29), when he made four stops (three solo) with two sacks... Started both post-season contests and recorded three tackles (one solo).

2012 (SAINTS)

Played in 12 games with one start at left defensive end at DEN (10/28) and registered 22 tackles (18 solo), five sacks, one forced fumble and four special teams tackles... Ranked third on the club in sacks... Had two sacks, forcing a fumble on one vs. KC, (9/23)... Had six solo tackles and chipped in one sack at TB (10/21).

2011 (SAINTS)

Appeared in all 16 regular season games and finished ranked third on the club with 4.5 sacks, adding 27 tackles (15 solo), one pass defended and three special teams stops... Appeared in two games with one start in the playoffs and recorded one assisted tackle... Recorded three tackles (two solo) and split a sack of Packers QB Aaron Rodgers with S Roman Harper for his first career takedown in the NFL season opener at GB (9/8)... Tied for the team lead with Harper in recording two takedowns of Cutler vs. CHI, (9/18)... Recorded five tackles (two solo) and finished with a late sack of QB Matthew Stafford vs. DET (12/4).

2010 (SAINTS)

Appeared in four regular season games and recorded two tackles (one solo) and four special teams stops... In NFC Wild Card Playoff vs. SEA (1/8), recorded one special teams tackle.

COLLEGE

Played one season at Division II Stillman, where he earned second-team All-American honors as a senior in 2009 with 56 tackles and 9.5 sacks... Played in 33 games at Temple before transferring for his senior year... Tallied 139 tackles with 16.5 sacks, three forced fumbles and one blocked punt for the Owls... Posted 7.5 sacks as a junior and gained second-team All-MAC laurels.

PERSONAL

Prepped at St. Joseph Regional H.S. (Montvale, N.J.), where he played linebacker and wide receiver in addition to being a standout basketball player... Was a second-team All-Bergen County selection at linebacker from the Bergen Record... Made 70 tackles at linebacker and caught 14 passes for 160 yards with three touchdowns in 2005 to help lead his team to an 11-1 record and a seventh straight state Non Public Group III title... Participated in Rebuilding Together's "Kickoff to Rebuild" event prior to Super Bowl XLVII, where he assisted in painting the front of several renovated and rehabilitated houses for local residents and served as a celebrity judge for a barbeque competition... Son of Jovais and Nancy Galette... Full name: Junior Jovais Galette... Born March 27, 1988 in Port Au Prince, Haiti.

YEAR-BY-YEAR STATS

DEFENSE

Year	Team	G	GS	Tack	Solo	Sack	INT	PD
2010	NO	4	0	1	1	0	0	0
2011	NO	16	1	10	10	4.5	0	0
2012	NO	12	1	15	15	5	0	0
2013	NO	16	15	28	28	12	0	2
2014	NO	16	13	33	33	10	0	2
Career		64	30	87	87	31.5	0	4

**Tackle stats according to STATS, LLC*

ADDITIONAL

Fumbles Forced-Recovered: 1-0 in 2012, 1-2 in 2013, 3-0 in 2014


POSTSEASON

Year	Team	G	GS	Tack	Solo	Sack	INT	PD
2010	NO	1	0	0	0	0	0	0
2011	NO	2	1	0	0	0	0	0
2013	NO	2	2	2	1	0	0	0
Career		5	3	2	1	0	0	0

CAREER HIGHS

SINGLE-GAME

Total Tackles:	7, vs. Minnesota (09/21/14)
Solo Tackles	5, at Tampa Bay (10/21/12)
Sacks:	3, vs. Carolina (12/08/13)
Passes Defensed:	1, four times, last vs. Baltimore (11/24/14)
Forced Fumbles:	1, five times, last at Chicago (12/15/14)
Fumbles Recovered:	1, twice, last vs. Buffalo (10/27/13)



JAMES GAYLE

LINEBACKER
6-4 | 259
DOB: 2/15/91



1ST NFL SEASON
VIRGINIA TECH
BETHEL H.S. (HAMPTON, VA.)

TRANSACTIONS

Originally entered the NFL with the Tennessee Titans as a college free agent on May 12, 2014... Waived on July 30, 2014... Signed with the Washington Redskins on January 2, 2015... Waived by the Redskins on May 18, 2015 and reverted to the team's Reserve/Injured list a day later.

YEAR-BY-YEAR

2015 (REDSKINS)

Placed on the team's Reserve/Injured list during the offseason program on May 19.

2014 (TITANS)


Spent a portion of the offseason with Tennessee, signing as a college free agent before being waived July 30.

COLLEGE

Started 39 of 59 games at Virginia Tech, including 13 at strongside defensive end and 26 on the weakside... Credited with 138 career tackles (40.5 for loss), including 22.0 sacks, ranking 22nd on the Atlantic Coast Conference career sacks list... Started all 13 games as a senior in 2013 and delivered 44 tackles and ranked second on the team with six sacks. Named to All-ACC second team and earned honorable mention plaudits from conference media... As a junior in 2012, started 11 of the 13 games he played in, recording 43 tackles (11 for loss) with a pass deflection, five sacks. Named second-team All-ACC by the league's coaches... As a sophomore in 2011, started 13 games and finished with 38 tackles, leading the team with seven sacks... As a redshirt freshman in 2010, appeared in all 14 games, twice starting at weakside end and recording 13 tackles with four sacks and a forced fumble.

PERSONAL

Attended Bethel H.S. in Hampton, Va.... Earned second-team All-Peninsula District honors as a defensive end after recording 96 tackles and 12 sacks as a senior... Was a three-star recruit by Rivals.com and was rated the 25th-best strong-side defensive end in the nation and the 22nd-best player in the state of Virginia by that recruiting service... Majored in sociology with a concentration in crime and deviance... Son of James and Michelle Gayle... Uncle, Shaun Gayle, played for the Chicago Bears... Born James Rashaan Gayle on Feb. 15, 1991 in Los Angeles, Calif.



DUKE IHENACHO

SAFETY
6-1 | 207
DOB: 6/16/89



4TH NFL SEASON
SAN JOSE STATE
SERRA H.S. (GARDENA, CALIF.)

MILESTONES

NFL debut: 9/30/12 (vs. OAK)... **First NFL start:** 9/5/13 (vs. BAL)...
Redskins debut: 9/7/14 (at HOU)... **First FF:** 10/13/13 (vs. JAX, Justin Forsett)... **First FR:** 10/6/13 (at DAL, Dez Bryant)... **First Super Bowl start:** 2/2/14 (Super Bowl XLVIII vs. Seattle)

TRANSACTIONS

Originally signed by the Denver Broncos as a college free agent on May 3, 2012... Waived by the Broncos on August 31, 2013... Signed to the Broncos' practice squad on September 1, 2012... Signed to the Broncos' active roster on September 29, 2012... Waived by the Broncos on October 11, 2012... Signed to the Broncos' practice squad on October 13, 2012... Signed to the Broncos' active roster on October 30, 2012... Waived by the Broncos on November 13, 2012... Signed to the Broncos' practice squad on November 15, 2012... Signed futures contract with the Broncos on January 15, 2013... Re-signed with the Broncos on April 21, 2014... Waived by the Broncos on August 30, 2014... Claimed off waivers by the Washington Redskins on August 31, 2014... Re-signed with the Redskins as an exclusive rights free agent on March 4, 2015.

PRO

Joined the Redskins via waiver claim after final cuts prior to the 2014 season... Spent the first two years of his career with the Denver Broncos, appearing in 17 regular season games with 14 starts and amassing 72 tackles (55 solo), six passes defended, three forced fumbles and two fumbles recovered in his time there... Started all three postseason games for the Broncos following the 2013 season, including a start in Super Bowl XLVIII.

YEAR-BY-YEAR

2015 (REDSKINS)

Made three tackles (one solo) vs. MIA (9/13) before leaving the game with a wrist injury... Placed on Reserve/Injured list on Sept. 15.

2014 (REDSKINS)

Claimed by the Redskins on waivers following final cuts... Played on special teams in Redskins debut at HOU (9/7)... Contributed an assisted tackle vs. JAX (9/14)... Played on special teams at PHI (9/21) before exiting the game with a foot injury.

2013 (BRONCOS)

Started 14 of the 15 regular season games in which he played, ranking third on the team and second among defensive backs with 72 tackles, while adding six pass breakups... Tied for the team lead with three forced fumbles and recovered a team-best two fumbles... Started all three postseason games and finished with 15 tackles... Made his first career start and led the team with 12 tackles (11 solo), including one for a loss and added his first three career pass breakups vs. BAL (9/5)... Recovered his first career fumble and broke up a pair of passes at DAL (10/6)... Ranked second on the team with five tackles in Denver's AFC Championship Game vs. NE (1/19)...

2012 (BRONCOS)

Spent four weeks on the Broncos' active roster as a rookie, seeing action in

two games and recording one special teams tackle... Saw action vs. OAK (9/30) and at CIN (11/4)... Spent the remainder of the 2012 campaign on the club's practice squad.

COLLEGE

Played collegiately at San Jose State from 2007-11, totaling 268 tackles (142 solo), seven interceptions, 23 passes defended, three forced fumbles and four fumble recoveries in his 47 games... Scored three defensive touchdowns, two off interceptions and one resulting from a fumble recovery... Became the first Spartan to earn first-team All-Western Athletic Conference honors three times... Recorded 73 tackles his senior year to rank third on the team... Named to the preseason Jim Thorpe Award Watch List in 2009 and went on to return an interception for a touchdown in back-to-back games as one of only two players in the country to accomplish that feat... Tallied the Spartans' only blocked punt as a freshman as the youngest player on the squad.

PERSONAL

Attended Serra H.S. in Gardena, Calif., where he played just two seasons of prep football... Made 73 tackles on defense along with 17 receptions for 335 yards (19.7 avg.) and a touchdown on offense as a senior... Majored in business marketing at San Jose State... In 2014, distributed winter coats and Redskins knit hats and scarves to over 300 children from the Maryland, D.C. and Virginia areas at the team's annual Covered for the Holidays event. Also welcomed and distributed toys for 1,100 children at the team's annual Skins Santa Shoppe... His older brother, Carl, played at San Diego State from 2007-09, and appeared in three games for the Oakland Raiders in 2012... Majored in communications at San Jose State... Last name is pronounced EE-ah-NAH-cho... Born on June 16, 1989, in Torrance, Calif.

YEAR-BY-YEAR STATS

DEFENSE

Year	Team	G	GS	Tack	Solo	Sack	INT	PD
2012	Den	2	0	0	0	0	0	0
2013	Den	15	14	72	55	0	0	6
2014	Was	3	0	1	0	0	0	0
2015	Was	1	1	3	1	0	0	0
Career		21	15	76	56	0	0	6

*Tackle stats according to STATS, LLC

ADDITIONAL

Fumbles Forced-Recovered: 3-2 in 2013

POSTSEASON

2013: 3 G (3 GS), 15 tackles (10 solo)


CAREER HIGHS

SINGLE-GAME

Total Tackles:	12, vs. Baltimore (09/05/13)
Solo Tackles:	11, vs. Baltimore (09/05/13)
Passes Defensed:	2, at Dallas (10/06/13)
Forced Fumbles:	1, three times, last at New England (11/24/13)
Fumble Recoveries:	1, twice, last at Indianapolis (10/20/13)

SINGLE-SEASON

Total Tackles:	72 (2013)
Solo Tackles:	55 (2013)
Passes Defensed:	6 (2013)
Forced Fumbles:	3 (2013)
Fumble Recoveries:	2 (2013)



ADAM HAYWARD

LINEBACKER
6-1 | 240
DOB: 6/23/84



9TH NFL SEASON
PORTLAND STATE
MARINA H.S. (WESTMINSTER, CALIF.)

HONOR ROLL

Redskins Special Teams Captain (2014)
Buccaneers Special Teams Captain (2011-13)
2010 Buccaneers Walter Payton Man of the Year

MILESTONES

NFL debut: 9/9/07 (at SEA)... **First NFL start:** 12/13/09 (vs. NYJ)... **Redskins debut:** 9/7/14 (at HOU)... **First sack:** 11/21/10 (at SF, Troy Smith)... **First FR:** 11/21/10 (at SF, Joshua Morgan)... **First TD:** 11/11/12 (vs. SD, blocked punt return)

TRANSACTIONS

Selected by the Tampa Bay Buccaneers in the sixth round (182nd overall) of the 2007 NFL Draft... Re-signed with the Buccaneers on August 1, 2011... Signed with the Washington Redskins as an unrestricted free agent on March 12, 2014.

PRO

Veteran special teams standout who agreed to terms with the Redskins on the first day of free agency in 2014 and was voted as the Redskins' special teams captain in his first season in Washington... Enters the 2015 season having previously appeared in 118 games with 13 starts... Served as the Buccaneers' special teams captain for three years from 2011-13... Led Buccaneers in special teams tackles in five of his last six seasons in Tampa Bay... Established a single-season career high in special teams tackles in each of his first four seasons.

YEAR-BY-YEAR

2015 (REDSKINS)

Spent the season on the team's Reserve/Injured list after suffering a knee injury in the team's second preseason game.

2014 (REDSKINS)

Named by his teammates as special teams captain prior to his first season in Washington... Appeared in 11 games... Contributed on special teams at HOU (9/7), vs. JAX (9/14), at PHI (9/21), vs. NYG (9/25) and vs. SEA (10/6)... Played on defense in addition to special teams at ARI (10/12) and vs. TEN (10/19), recording an assisted tackle in both games... Contributed on special teams and played one defensive snap in an overtime win at DAL (10/27)... Played on defense and special teams at MIN (11/2)... Contributed on special teams vs. TB (11/16) and at SF (11/23) before exiting the game against the Niners with a leg injury.

2013 (BUCCANEERS)

Elected special teams captain for a third consecutive season... Played in all 16 games for the fourth straight season, including two starts, and finished with 15 tackles on defense, including one for loss... Credited with a team-leading 11 tackles on special teams... Recorded two tackles, including one for loss, vs. PHI (10/13)... Registered one tackle on defense and two on special teams at SEA (11/3)... Recorded one special teams tackle in his 100th career game, vs. MIA (11/11)... Posted four tackles on defense and one on

special teams vs. ATL (11/17)... Recorded first start of the season at DET (11/24), recording three tackles and a pass defended... Notched one tackle on defense and one on special teams at CAR (12/1)... Registered one tackle on defense and one on special teams vs. BUF (12/8)... Recorded one tackle on defense and two on special teams vs. SF (12/15)... Posted one tackle on defense and one tackle on special teams at STL (12/22)... Started and tallied one tackle on defense and one on special teams at NO (12/29).

2012 (BUCCANEERS)

Served as the Buccaneers' special teams captain for second straight season... Played in all 16 games, making five starts and recording 15 tackles and two passes defended... Recovered a blocked punt and returned it 29 yards for a touchdown in win vs. SD (11/11). Added two tackles on defense and one on special teams... Started at linebacker, making two tackles on defense and two on special teams in win at CAR (11/18)... Started at linebacker and posted season-high five tackles, including one for loss vs. ATL (11/25)... Posted four tackles, including one for loss, at NO (12/16)... Started vs. STL (12/23) and recorded two tackles and a pass defended... Started in win at STL (12/30) and notched one tackle on defense and three on special teams.

2011 (BUCCANEERS)

Named as the Buccaneers' special teams captain... Appeared in all 16 games, starting two... Made 24 tackles (21 solo) on defense... Made first start of the season at NO (11/6)... Started vs. HOU (11/13) and posted a career-high eight tackles (seven solo) on defense.

2010 (BUCCANEERS)

Played in all 16 games with three starts... Posted a career-high 20 special teams tackles... Compiled 18 defensive tackles (13 solo), two passes defended and one sack... Started in Week 11 at SF (11/21) and made two solo tackles. Also recorded the first sack of his career by dropping Troy Smith for a three-yard loss and notched his first fumble recovery of his career on the team's first defensive possession... Recovered a fumble on the opening kick of the second half at WAS (12/12).

2009 (BUCCANEERS)

Appeared in 15 games and made his first NFL start in Week 14 vs. NYJ (12/13)... Ranked third on the team with 15 special teams tackles... Made 13 tackles (10 solo) on defense.

2008 (BUCCANEERS)

Played in all 16 games in his second NFL season... Tied for fourth on the team with 12 special teams tackles.

2007 (BUCCANEERS)

Appeared in 12 games as a rookie... Made his NFL debut at SEA (9/9).

COLLEGE

Played in 22 games with 11 starts for Portland State (2005-06), earning All-American and unanimous All-Big Sky Conference honors for his performance at strongside linebacker... Totaled 123 tackles, 11.0 sacks, 19.0 tackles for loss and seven passes defended while forcing four fumbles and recovering another with the Vikings... As a senior, was named the league's Defensive Player of the Year... Spent three years at Colorado State (2002-04) before transferring to Portland State... Majored in business administration.

PERSONAL

Attended Marina H.S. in Westminster, Calif... Earned all-region honors from PrepStar and was a two-time all-league choice... Posted 90 tackles, including 10 stops for losses, 6.0 sacks, five forced fumbles, three fumble recoveries and two interceptions as a senior... Has traveled to Bahrain, Italy, South Korea, the Persian Gulf, and Spain to greet and visit with U.S. troops stationed overseas... Married to the former Angela Rumore. The couple has one daughter, Jaslyn Faye... Born Adam Hayward on June 23, 1984 in Long Beach, Calif.

COMMUNITY

Was extremely active in the community in his seven years in Tampa, and his commitment to community continued upon arriving in Washington in 2014... Named the Buccaneers' 2010 Man of the Year for his leadership on and off the field and efforts to make a difference in the community... In 2014, waited tables to raise money for Ryan Kerrigan's Blitz for the Better foundation, helped bring joy to 31 women battling breast cancer at the team's annual All-Star Survivors Celebration, helped raise funds for breast cancer research and services for the American Cancer Society at the SACK Cancer Gala, hosted a Friday Night Lights Breast Cancer Awareness game at Herndon (Va.) High School and hosted families of deceased veterans at Redskins Park in support of the Tragedy Assistance Program for Survivors... In Tampa, sponsored the "Hayward's Huddle for Hope" Front Row Fans section to provide a special gameday experience at Raymond James Stadium for local charities... In October 2012, served dinner to breast cancer patients and families staying at the American Cancer Society's Hope Lodge... Hosted pediatric cancer patients at the Buccaneers' "Wall of Hope" celebration in September 2012... In June 2012, visited the Highland Pines Cougars youth football program to lead children through football drills and help present thousands of dollars in new sporting equipment that vandals had stolen from the league... Presented a \$5,000 donation on behalf of the Buccaneers to My Hope Chest, nonprofit organization that assists uninsured women with reconstructive surgery post-mastectomy, in October 2011... Named the 2010 Ambassador for the Florida Suncoast Affiliate of Susan G. Komen for the Cure for filming public service announcements, serving as the Honorary Chair for Komen's Pink Tie Gala in May 2010 and serving as Honorary Chair for Komen's Race for the Cure in October 2010, which raised more than \$1 million for breast cancer research... Presented a \$5,000 donation on behalf of the Buccaneers to Faces of Courage, a nonprofit organization that provides life-enriching experiences to families touched by cancer, in October 2010... Participated in the Buccaneers' second, third, fourth and fifth annual Day of Giving events, surprising 30 needy families with gifts, tickets and a shopping spree in December 2008-11... Distributed 400 Thanksgiving meals to underprivileged families with former teammate Ryan Nece at University Area Community Center in November 2010... Served as a celebrity escort to young women fighting cancer in the Fashion Funds the Cure fashion show to benefit the Pediatric Cancer Foundation in March 2010 and February 2012... Helped start a school in Haiti and has contributed to the non-profit "Respire Haiti."

YEAR-BY-YEAR STATS

DEFENSE

Year	Team	G	GS	Tack	Solo	Sack	INT	PD
2007	TB	12	0	6	3	0	0	0
2008	TB	16	0	5	5	0	0	0
2009	TB	15	1	13	10	0	0	0
2010	TB	16	3	18	13	1	0	2
2011	TB	16	2	24	21	0	0	0
2012	TB	16	5	18	13	0	0	2
2013	TB	16	2	15	10	0	0	1
2014	Was	11	0	2	0	0	0	0
2015	Was					Injured Reserve		
Career		118	13	101	75	1	0	5

*Tackle stats according to STATS, LLC

ADDITIONAL

Fumbles Forced-Recovered: 0-2 in 2010

Touchdowns: 1 in 2012 (blocked punt return)

POSTSEASON

Year	Team	G	GS	Tack	Solo	Sack	PD	FF	FR
2007	TB	1	0	0	0	0	0	0	0
Career		1	0	0	0	0	0	0	0


CAREER HIGHS

SINGLE-GAME

Total Tackles:	8, vs. Houston (11/13/11)
Solo Tackles:	7, vs. Houston (11/13/11)
Sacks:	1, at San Francisco (11/21/10)
Passes Defensed:	2, five times, last at Detroit (11/24/13)
Fumble Recoveries:	1, twice, last at Washington (12/12/10)

SINGLE-SEASON

Total Tackles:	24 (2011)
Solo Tackles:	21 (2011)
Sacks:	1 (2010)
Passes Defensed:	2 (2010 and 2012)
Fumble Recoveries:	2 (2010)



KYSHOEN JARRETT

DEFENSIVE BACK
5-10 | 200
DOB: 5/4/93



ROOKIE
VIRGINIA TECH
EAST STROUDSBURG (PA.) SOUTH H.S.

MILESTONES

NFL debut: 9/13/15 (vs. MIA)... **First NFL start:** 10/4/15 (vs. PHI)... **First FF:** 10/18/15 (at NYJ, Eric Decker)

TRANSACTIONS

Originally selected by the Washington Redskins in the sixth round (181st overall) of the 2015 NFL Draft.

YEAR-BY-YEAR

2015 (REDSKINS)

Drafted as a safety, but also volunteered to play nickel corner during training camp and contributed significantly in both roles... Made NFL debut in Week 1 vs. MIA (9/13)... Registered two tackles (one solo) vs. STL (9/20)... Played on defense and special teams at NYG (9/24)... Made first NFL start as a nickel back and played nearly every defensive snap vs. PHI (10/4), accruing five solo tackles and a pass defensed... Posted three tackles (all solo) and a pass defensed at ATL (10/11)... Posted a career-high seven tackles (six solo) and the first forced fumble of his career at NYJ (10/18)... Added an assisted tackle in the largest comeback win (24 points) in team history vs. TB (10/25)... Tied career high with seven tackles (three solo) in a start at NE (11/8)... Recorded three solo tackles in a win vs. NO (11/15)... Registered three tackles (two solo) at CAR (11/22)... Notched two tackles (one solo) in a win vs. NYG (11/29)... Posted five tackles (one solo) vs. DAL (12/7)... Started at safety and recorded three tackles (one solo) in a win at CHI (12/13)... Made four tackles (two solo) in a win vs. BUF (12/20)... Posted a career-high eight tackles (six solo) and a pass defensed in a division-clinching win at PHI (12/26)... Made four tackles (three solo) at DAL (1/3) prior to exiting the game with an injury... Placed on Reserve/Injured list during NFC Wild Card week on Jan. 5.

COLLEGE

Played collegiately at Virginia Tech from 2011-14, playing in 53 games with 38 starts... Recorded 249 career tackles (155 solo) and five interceptions... Also returned 52 punts for 463 yards with one touchdown... Played in all 13 games with 12 starts as a senior in 2014, leading the Hokies with 88 tackles. Intercepted two passes and added five tackles in a win over eventual National Champion Ohio State, earning Nagurski National Defensive Player of the Week honors for his performance... Was a third-team All-ACC selection in 2013 after notching 71 tackles and two interceptions in 13 starts as a junior. Also returned 26 punts for 139 yards... As a sophomore in 2012, started all 13 games and ranked second on the team with 83 tackles (4.5 for loss). Also averaged 13.9 yards per punt return, ninth-best in the nation, and scored a touchdown on a 94-yard punt return at Pitt... Played in all 14 games in 2011.

PERSONAL

Attended East Stroudsburg (Pa.) South H.S., where he was an All-America selection by SuperPrep and PrepStar and a unanimous selection for Mountain Valley Conference Most Valuable Player as a senior... Recorded 36 tackles and four interceptions as a senior and also ran for 1,200 yards and 11 touchdowns... Earned first-team All-MVC honors at running back and defensive back his final year and was selected to play in the prestigious Big 33 Football Classic... Was listed as the No. 175 player in the country, the No. 18 cornerback in the nation and the No. 5 player in the state of Pennsylvania by Rivals.com... Majored in human development... Son of Vinise Capers... First name pronounced "KY-shawn"... Born May 4, 1993.

YEAR-BY-YEAR STATS

DEFENSE

Year	Team	G	GS	Tack	Solo	Sack	INT	PD
2015	Was	16	5	57	38	0	0	4
Career		16	5	57	38	0	0	4

**Tackle stats according to STATS, LLC*

ADDITIONAL

Fumbles Forced-Recovered: 1-0 in 2015

CAREER HIGHS

SINGLE-GAME

Total Tackles:	8, at Philadelphia (12/26/15)
Solo Tackles:	6, twice, last at Philadelphia (12/26/15)
Passes Defensed:	1, four times, last at Philadelphia (12/26/15)
Forced Fumbles:	1, at NY Jets (10/18/15)

JACKSON JEFFCOAT

LINEBACKER
6-3 | 253
DOB: 12/26/90



2ND NFL SEASON
TEXAS
PLANO WEST H.S. (PLANO, TEXAS)



MILESTONES

NFL debut: 10/19/14 (vs. TEN)... **First NFL start:** 12/28/14 (vs. DAL)...
First sack: 12/20/14 (vs. PHI, Mark Sanchez).. **First interception:** 12/28/14 (vs. DAL, Tony Romo)

TRANSACTIONS

Originally entered the NFL with the Seattle Seahawks as a college free agent on May 10, 2014... Waived by the Seattle Seahawks on August 25, 2014... Signed to the Washington Redskins' practice squad on September 2, 2014... Signed to the Redskins' active roster from the practice squad on October 7, 2014... Waived on November 11, 2014... Signed to the Redskins' practice squad on November 13, 2014... Signed to the Redskins' active roster on December 16, 2014.

YEAR-BY-YEAR

2015 (REDSKINS)

Inactive vs. MIA (9/13)... Played on defense and special teams vs. STL (9/20)... Contributed on special teams at NYG (9/24) and PHI (10/4)... Played on defense and special teams at ATL (10/11) and at NYJ (10/18)... Forced the first fumble of his career and posted two solo tackles in the largest comeback win (24 points) in team history vs. TB (10/25)... Placed on Reserve/Injured list on Nov. 7.

2014 (REDSKINS)

Played in three games as a rookie, making five tackles (two solo) and adding a sack and an interception... Made NFL debut vs. TEN (10/19)... Inactive at DAL (10/27) and at MIN (11/2)... Waived by the team on Nov. 11 but signed to the team's practice squad two days later... Spent Weeks 10-15 on the team's practice squad before being activated on Dec. 16... Recorded his first career sack vs. PHI (12/20), dropping Mark Sanchez for a loss among his two tackles on the day... Made his first career start vs. DAL (12/28), adding three tackles (one solo) and recording his first career interception on a fourth quarter throw by Tony Romo.

COLLEGE

Appeared in 40 career games with 33 starts at Texas from 2010-13, tallying 203 tackles (100 solo), including 27.5 sacks and 60 tackles for loss, 41 quarterback pressures, three forced fumbles and four fumble recoveries... As a senior in 2013, was a consensus All-American and captured the Ted Hendricks Award as the nation's top defensive end. Named first team All-American by Walter Camp, Associated Press and the American Football Coaches Association... Led the team in tackles (86), tackles for loss (22.0), sacks (13.0) and quarterback pressures (19), and tied for first in fumbles recovered (three) in 2013. Was the only FBS lineman to lead his team in tackles and ranked tied for third nationally in sacks (1.0 per game)... Earned the 2013 Big 12 Conference Defensive Player of the Year from the AP and San Antonio Express-News, and shared the coaches award with Jason Verrett of TCU.

PERSONAL

Attended Plano West (Texas) H.S., where he was a prep All-American, two-time first-team all-state and all-area selection and a three-time first-team all-district selection at defensive end... Named to PARADE's All-America High School Football Team and earned first-team All-USA honors by USA Today and EA SPORTS All-American first-team honors... Was a member of Rivals' top 100 and ESPNU's top 150 national prospects. Ranked as the best defensive end and second-best overall prospect by ESPNU and the best strong-side defensive end and 12th-best overall prospect by Rivals... Rated as the state's best defensive end by Dave Campbell's Texas Football... Recorded 259 tackles, 25.5 sacks, 56 tackles for loss, 42 pressures, four passes defended, three forced fumbles, two interceptions, two blocked kicks and a touchdown over his final three seasons... Also a four-year letterman in basketball and earned three letters in track and field... Served as a celebrity waiter at Ruth's Chris Steak House to benefit teammate Ryan Kerrigan's Blitz for the Better foundation in 2014. Also helped renovate Leckie Elementary School's library in Washington, D.C., distributed winter coats and Redskins knit hats and scarves to more than 300 children at the team's annual Covered for the Holidays event and distributed toys for 1,100 children at the team's annual Skins Santa Shoppe... Father, Jim, was a defensive lineman for the Dallas Cowboys (1983-94) and Buffalo Bills (1995-97), and is the current assistant coach/defensive line coach at the University of Colorado... Sister, Jacqueline, plays basketball for Texas State... Brother, Jaren, played basketball for Norwich University... Born on Dec. 26, 1990.

YEAR-BY-YEAR STATS

DEFENSE

Year	Team	G	GS	Tack	Solo	Sack	INT	PD
2014	Was	3	1	5	2	1	1	1
2015	Was	6	0	2	2	0	0	0
Career		9	1	7	4	1	1	1

*Tackle stats according to STATS, LLC

ADDITIONAL

Fumbles Forced-Recovered: 1-0 in 2015



SHAWN LAUVAO

GUARD
6-3 | 315
DOB: 10/26/87



6TH NFL SEASON
ARIZONA STATE
FARRINGTON H.S. (HONOLULU, HAWAII)

MILESTONES

NFL debut: 10/24/10 (at NO)... **First NFL start:** 11/21/10 (at JAX)... **Redskins debut:** 9/7/14 (at HOU)

TRANSACTIONS

Selected by the Cleveland Browns in the third round (92nd overall) of the 2010 NFL Draft... Signed with the Washington Redskins as an unrestricted free agent on March 12, 2014.

PRO

Agreed to terms with the Redskins on the first day of free agency in 2014... Enters the 2015 season having previously appeared in 68 games with 59 starts.

YEAR-BY-YEAR

2015 (REDSKINS)

Started at left guard and helped the Redskins rush for 161 yards vs. MIA (9/13)... Helped the Redskins post 182 rushing yards in a start at left guard vs. STL (9/20)... Started at left guard at NYG (9/24)... Placed on Reserve/Injured list on Sept. 29.

2014 (REDSKINS)

Started all 15 games in which he appeared in his debut season in Washington... Made his Redskins debut at HOU (9/7), starting at left guard... Started at left guard vs. JAX (9/14)... Started at left guard and blocked for Kirk Cousins' 427-yard passing day at PHI (9/21)... Inactive with a knee injury vs. NYG (9/25)... Returned and started at left guard vs. SEA (10/6)... Started at left guard at ARI (10/12)... Started at left guard in a comeback win vs. TEN (10/19)... Started at left guard in an overtime win at DAL (10/27), helping Colt McCoy and the Redskins to 409 total yards... Started at left guard at MIN (11/2) and vs. TB (11/16)... Started at left guard and helped Alfred Morris post 125 rushing yards at SF (11/23)... Started at left guard and helped protect for Colt McCoy's career-high 392 passing yards at IND (11/30)... Started at left guard vs. STL (12/7), at NYG (12/14), vs. PHI (12/20) and vs. DAL (12/28).

2013 (BROWNS)

Started 11 games at right guard, logging 741 offensive snaps... Inactive first four games after sustaining ankle injury at practice Aug. 5 and inactive Week 17 with a thigh injury... Missed his first NFL games since Oct. 24, 2010, snapping streaks of 42 consecutive games played and 32 consecutive starts... Made season debut vs. BUF (10/3) in 37-24 prime time win.

2012 (BROWNS)

Started all 16 games at right guard and did not miss an offensive snap... Part of a line that helped pave the way for Trent Richardson to rush for 950 yards, 11 touchdowns and 1,317 total yards from scrimmage – all of which were Browns rookie records.

2011 (BROWNS)

Started all 16 games at right guard... Part of an offensive line that led the way for 100-yard rushing performances by Chris Ogbonnaya (115 yards vs. JAX

11/20) and Peyton Hillis (112 yards at BAL 12/24).

2010 (BROWNS)

Appeared in 10 games with one start at right guard... Inactive for the first six contests with an ankle injury... Made NFL debut playing in a reserve role on offense at NO (10/24)... Made first NFL start at JAX (11/21).

COLLEGE

Appeared in 42 games at Arizona State from 2006-09, finishing his career with 33 consecutive starts... Saw action at both guard and tackle with 17 starts at left guard, 12 at left tackle and four at right tackle... Started all 12 games at left tackle as a senior and earned second-team All-Pac-10 honors... Served as a team captain and helped the Sun Devils reduce their number of sacks allowed from 34 in 2008 to 27 in 2009... Started the first eight games at left guard and the last four at right tackle en route to an honorable mention All-Pac-10 selection in 2008... Played in all 13 games, with nine starts as a sophomore... Appeared in five games as a redshirt freshman... Graduated with a degree in interdisciplinary studies.

PERSONAL

Born Shawn Sisifo Lauvao (pronounced luh-VOW) in Honolulu, Hawaii... Attended Farrington H.S. in Honolulu, Hawaii, where he was a two-time Scholar-Athlete of the Year... As a senior, earned first-team all-state honors... Was a two-time team captain... Selected to play in the Hawaii Classic All-Star football game and served as captain of the East team... Cousin, Saute Sapolu, played defensive end at ASU from 1985-88... Placed second in the Hawaii Strong Man Competition when he was 16 (16-18-year-old age bracket) and won the 2005 Hawaii Strongest Teen competition.


COMMUNITY

Was extremely active with the Washington Redskins Charitable Foundation and his teammates' initiatives in his first season in Washington in 2014... Participated in Robert Griffin III's Friday Night Lights camp for 300 boys and girls at Anacostia (D.C.) High School... Served as a celebrity waiter at Ruth's Chris Steak House to benefit teammate Ryan Kerrigan's Blitz for the Better foundation... Taught children the importance of exercising for 60 minutes a day at Andrews Air Force Base for the Redskins Salute to Play 60 event... Encouraged students at Dumfries (Va.) Elementary to exercise for 60 minutes and read for 20 minutes every day... Helped bring joy to 31 women battling breast cancer at the team's annual All-Star Survivors Celebration... Reminded high school football players of the importance of pursuing an education and staying out of trouble at the Redskins 4th and Life forum... Coached women through football drills at Redskins Park on WOW Ladies Night Out... Participated in the Get the Ball Rolling Flag Football Experience with 120 middle school students at Redskins Park... Visited pediatric patients at Georgetown Hospital in a full Rick James costume with teammates Alfred Morris and Darrel Young... Helped raise \$10,000 and donated holiday food baskets for servicemen and women at the USO Turkeys for Troops event... Distributed Thanksgiving food to 3,000 Prince George's County residents in need at the team's annual Harvest Feast... Helped renovate Leckie Elementary School's library in Washington, D.C.... Distributed winter coats and Redskins knit hats and scarves to over 300 children from the Maryland, D.C. and Virginia areas at the Covered for the Holidays event.

YEAR-BY-YEAR STATS

GAMES/STARTS

Year	Team	GP	GS
2010	Cle	10	1
2011	Cle	16	16
2012	Cle	16	16
2013	Cle	11	11
2014	Was	15	15
2015	Was	3	3
Career		71	62



STEPHEN PAEA

DEFENSIVE END
6-1 | 300
DOB: 5/11/88



5TH NFL SEASON
OREGON STATE
TIMPVIEW H.S. (PROVO, UTAH)

MILESTONES

NFL debut: 10/16/11 (vs. MIN)... **Redskins debut:** 9/13/15 (vs. MIA)...
First NFL start: 9/13/12 (at GB)... **First sack:** 10/16/11 (vs. MIN, Donovan McNabb for safety)... **First FF:** 11/23/14 (vs. TB, Josh McCown)

TRANSACTIONS

Selected by the Chicago Bears in the second round (53rd overall) of the 2011 NFL Draft... Signed with the Washington Redskins as an unrestricted free agent on March 10, 2015.

PRO

Joined the Redskins as an unrestricted free agent on the first day of free agency in 2015... Enters the 2015 season having previously appeared in 55 career games with 40 starts, all with Chicago, recording 94 tackles (56 solo), 12.0 sacks, six passes defended and two forced fumbles.

YEAR-BY-YEAR

2015 (REDSKINS)

Made Redskins debut vs. MIA (9/13)... Notched three solo tackles in a start vs. STL (9/20)... Recorded one tackle and hit Eli Manning twice at NYG (9/24)... Made two tackles (one solo) vs. PHI (10/4)... Added a solo tackle at ATL (10/11)... Active but did not play with an injury at NYJ (10/18)... Added an assisted tackle (a half-sack) in the largest comeback win (24 points) in team history vs. TB (10/25)... Contributed three tackles (two solo) and forced a fumble at NE (11/8)... Recorded three tackles (one solo) including his first full sack as a member of the Redskins in a win vs. NO (11/15)... Registered four tackles (one solo) at CAR (11/22)... Recorded a solo tackle in a win vs. NYG (11/29)... Contributed defensively vs. DAL (12/7)... Placed on Reserve/Injured list in Week 14.

2014 (BEARS)

Established career highs in games played (16), starts (16), total tackles (33), solo tackles (24), tackles for loss (eight), sacks (6.0) and forced fumbles (two)... Recorded sacks in consecutive games at SF (9/14) and at NYJ (9/21), as well as two weeks later at CAR (10/5) and at ATL (10/12)... Recorded the first multi-sack game of his career vs. TB (11/23), dropping Bucs quarterback Josh McCown twice and forcing a fumble on the first sack... Posted career high five tackles (all solo) vs. DAL (12/4)... Forced a Joique Bell fumble vs. DET (12/21).

2013 (BEARS)

Appeared in 13 games, starting 10... Missed three games with a toe injury... Credited by STATS, LLC with 23 tackles (11 solo), 1.5 sacks and two passes defended... Notched half-sack in season opener vs. CIN (9/8)... Sacked Christian Ponder and had two passes defended at MIN (12/1).

2012 (BEARS)

Played in 15 games with 14 starts... Collected 24 tackles (13 solo) and set a then-career-high in sacks (2.5).

2011 (BEARS)

Appeared in 11 games as a rookie, collecting 14 tackles (eight solo) and

2.0 sacks... Made NFL debut in Week 6 vs. MIN (10/16) and recorded first career sack — a safety of Vikings quarterback Donovan McNabb... Added a sack of Broncos quarterback Tim Tebow at DEN (12/11).

COLLEGE

Started 37-of-38 games played at Oregon State from 2008-10... Posted 129 tackles (60 solo), 30.5 tackles for loss and 14.0 sacks as a member of the Beavers... Two-time winner of the Morris Trophy, given annually to the top defensive lineman in the Pac-10... Named 2010 Pac-10 Pat Tillman defensive player of the year and earned All-Pac-10 first team honors as a junior and senior... Was an All-Pac-10 honorable mention... Two-time team captain... Semifinalist for Bednarik Award (nation's top defensive player) and named to Lombardi, Outland, Nagurski and Lott watch lists as a senior... Attended Snow College in Ephraim, Utah from 2006-07, where he redshirted as a freshman. Team went undefeated in the one season he played.

PERSONAL

Attended Timpview H.S. in Provo, Utah... Did not play football until his senior year... Earned all-region and all-division honors while playing on the defensive and offensive lines... Also lettered in track... Born in Auckland, New Zealand but raise on the islands of Vava'u in his native Tonga... Moved to the United States at the age of 16 and did not speak English at the time... Broke an NFL Scouting Combine record with 49 reps of 225 pounds on the bench press in 2011... Son of mother, Ana, and father, Peniamina. Has three brothers, Matahi, twin Will and Pora... Last name pronounced "pie-yah"... Born May 11, 1988.

YEAR-BY-YEAR STATS

DEFENSE


Year	Team	G	GS	Tack	Solo	Sack	PD	FF	FR
2011	Chi	11	0	14	8	2	0	0	0
2012	Chi	15	14	24	13	2.5	1	0	0
2013	Chi	13	10	23	11	1.5	3	0	0
2014	Chi	16	16	33	24	6	2	2	0
2015	Was	11	1	19	11	1.5	0	1	0
Career		66	41	113	67	13.5	6	3	0

*Tackle stats according to STATS, LLC

CAREER HIGHS

SINGLE-GAME

Total Tackles:	5, vs. Dallas (12/04/14)
Solo Tackles:	5, vs. Dallas (12/04/14)
Sacks:	2, vs. Tampa Bay (11/23/14)
Forced Fumbles:	1, three times, last at New England (11/08/15)



NILES PAUL

TIGHT END
6-1 | 241
DOB: 8/9/89



5TH NFL SEASON
NEBRASKA
NORTH H.S. (OMAHA, NEB.)

MILESTONES

NFL debut: 9/11/11 (vs. NYG)... **First reception:** 10/23/11 (at CAR, 14 yards from John Beck)... **First receiving TD:** 11/22/12 (at DAL, 29 yards from Robert Griffin III)

TRANSACTIONS

Selected by the Washington Redskins in the fifth round (155th overall) of the 2011 NFL Draft... Re-signed with the Redskins on March 6, 2015.

PRO

Former wide receiver who made the transition to tight end in 2012 and is one of the league's premier gunners in punt coverage... Handled kick return duties down the stretch run of Washington's 2012 NFC East championship season... One of the league's most lethal punt coverage gunners... Entered 2015 having previously appeared in 60 games with 17 starts... Recorded 53 receptions for 735 yards (13.0 avg.) and two touchdowns through 2014.

YEAR-BY-YEAR

2015 (REDSKINS)

Suffered a severe ankle injury in the preseason opener and spent the season on the team's Reserve/Injured list.

2014 (REDSKINS)

Started seven of the 16 games in which he played, setting career highs in receptions (39) and receiving yards (507), smashing his previous highs of eight receptions and 152 receiving yards set in 2012... Registered career highs at HOU (9/7) with four receptions for 86 yards and a career-long 48-yard reception... Caught a two-yard touchdown pass in the midst of recording career highs in receptions (eight) and receiving yards (99) vs. JAX (9/14)... Caught six passes for 68 yards (11.3 avg.) at PHI (9/21)... Recorded three receptions for 60 yards before exiting the game with an injury vs. NYG (9/25). Became the first Redskins tight end to record at least 60 receiving yards in four consecutive games since Chris Cooley in Weeks 11-14 of the 2007 season... Started and caught one pass for six yards vs. SEA (10/6)... Started and caught one pass for seven yards at ARI (10/12)... Caught a career-long 50-yard reception among his two catches for 58 yards and also added a fumble recovery on special teams vs. TEN (10/19)... Started in an overtime win at DAL (10/27) and gained 27 yards on three receptions (9.0 avg.)... Caught two passes for 18 yards at MIN (11/2)... Gained 17 yards on three receptions in a start vs. TB (11/16)... Caught one pass for 11 yards at SF (11/23)... Gained seven yards on one reception at IND (11/30)... Started and caught one pass for seven yards vs. STL (12/7)... Started and caught a 17-yard pass at NYG (12/14)... Played on offense and special teams vs. PHI (12/20)... Caught two passes for 19 yards vs. DAL (12/28).

2013 (REDSKINS)

Played in 15 games, making four starts... Caught four passes for 51 yards (12.8 avg.) and contributed significantly on special teams... Saw action in a reserve role and on special teams vs. PHI (9/9), at GB (9/15) and vs. DET (9/22)... Caught two passes for 20 yards (10.0 avg.) at OAK (9/29)... Had a nine-yard kick return at DAL (10/13)... Contributed on offense and special teams vs. CHI (10/20) and at DEN (10/27)... Started in a three-tight-end set

vs. SD (11/3), catching one pass for six yards and adding a 24-yard kickoff return... Returned three kickoffs for 74 yards (24.7 avg.) at MIN (11/7)... Returned one kickoff for 23 yards at PHI (11/17)... Returned six kickoffs for 102 yards (17.0 avg.), both career highs, vs. SF (11/25)... Inactive with an illness vs. NYG (12/1)... Started at fullback and caught one pass for 25 yards vs. KC (12/8). Also returned eight kickoffs for 179 yards (22.4 avg.) including a season-long 39-yard return... Saw action at ATL (12/15), vs. DAL (12/22) and at NYG (12/29).

2012 (REDSKINS)

Played in 16 regular season games with four starts, posting career highs in receptions (eight), receiving yards (152) and receiving touchdowns (one)... Saw action on special teams and at tight end in a season-opening win at NO (9/9)... Started at tight end — his first career start at that position — and had three receptions for 13 yards (4.3 avg.)... Saw action at tight end and on special teams vs. CIN (9/23)... Played at tight end and on special teams, catching one pass for 30 yards on a flea flicker at TB (9/30)... Started at tight end and played special teams vs. ATL (10/7)... Played tight end and special teams and had a highlight-reel hit on punt returner Marcus Sherels vs. MIN (10/14)... Saw action at tight end at NYG (10/21) and had his first career rushing attempt for -1 yard... Saw action as a reserve at PIT (10/28), catching one pass for a career-long 37 yards... Had one catch for 22 yards vs. CAR (11/4)... Started at tight end and played on special teams in a win vs. PHI (11/18)... Had one catch in a Thanksgiving Day win at DAL (11/22), hauling in a 29-yard pass from Robert Griffin III for the first touchdown of his career... Started and had one reception for no gain in a win vs. NYG on Monday Night Football (12/3). Also returned a kickoff 39 yards in the second quarter, a career long... Had two kick returns for 37 yards (18.5) in a win vs. BAL (12/9)... Saw action at tight end and on special teams in a win at CLE (12/16)... Had one catch for 21 yards and three kick returns for 56 yards (18.7 avg.) in a win at PHI (12/23)... Had three kick returns for 98 yards (30.7 avg.) with a long of 48 in a division-clinching win vs. DAL (12/30). The 48-yard return was the longest by an NFL player listed as a tight end since 1981 (56, Chicago's Emery Moorehead)... Had five kickoff returns for 97 yards (19.4 avg.) in NFC Wild Card Round vs. SEA (1/6).

2011 (REDSKINS)

Saw action on special teams in his first career game and fielded one punt for zero yards vs. NYG (9/11)... Saw action on special teams vs. ARI (9/18) and recorded one tackle... Saw action on special teams at DAL (9/26)... Saw action at wide receiver and on special teams (10/2) and recorded three special teams tackles (two solo)... Saw action on special teams vs. PHI (10/16)... Started at wide receiver at CAR (10/23) and caught two passes for 25 yards (12.5 avg.)... Saw action at wide receiver and on special teams at BUF (10/30)... Saw action at wide receiver and on special teams vs. SF (11/6) and had one kick return for 15 yards... Was inactive at MIA (11/13), vs. DAL (11/20) and at SEA (11/27) with an injury... Saw action at wide receiver and on special teams vs. NYJ (12/4)... Saw action at wide receiver and on special teams at NYG (12/18). Had the first rushing attempt of his career, gaining seven yards... Started at wide receiver vs. MIN (12/24) and was held without a catch... Saw action at wide receiver and on special teams at PHI (1/1/12).

COLLEGE

In four seasons at Nebraska, played in 46 games, with 29 starts and totaled 103 receptions for 1,532 yards (14.9 avg.) and five touchdowns... Ranks sixth in school history in receptions (103) and fifth in receiving yards (1,532)... Also had 77 kickoff returns for 1,887 yards (24.5 avg.) and two touchdowns and 60 punt returns for 647 yards (10.8 avg.) and one touchdown... Ranks fifth in school history with 4,122 all-purpose yards... As a senior, earned All-Big 12 Conference second team by the league's coaches... Started 12 games a wide receiver and finished second on the team with 39 receptions for 516 yards (13.2 avg.) and one touchdown... Gained 160 yards on 14 punt returns (11.4 avg.) and 464 kickoff return yards and one touchdown on 19 attempts (24.4 avg.)... His 100-yard kickoff return for a touchdown vs. Oklahoma State tied for the second-longest run back in school history... Finished second on the team with 1,154 all-purpose yards (96.2 ypg)... As a junior, earned All-Big 12 Conference first-team honors as an all-purpose back by The NFL Draft Reports and second-team accolades from the Kansas City Star, Fort Worth Star-Telegram, San Antonio News-Express and Dallas Morning News... Totaled 40 receptions for 796 yards (19.9 avg.), which was the fifth-best yardage total in school history... Had nine receptions for 35 yards or longer... Returned 28 punts for 407 yards (10.7 avg.) and one touchdown... Also returned 16 kickoffs for 446 yards (27.9 avg.)... Totaled 1,697 all-purpose yards, the eighth-best season total in school history... Played in all 13 games, with four starts as a sophomore... Finished with 23 receptions for 214 yards (9.3 avg.)... Registered 969 kickoff return yards, which ranked third in school history and 10th in conference history... Played in seven games as a freshman, catching one pass for six yards. Also had an eight-yard kickoff return.

PERSONAL

Attended North (Neb.) H.S.... As a senior, caught 46 passes for 814 yards and 13 touchdowns, while also averaging more than 18 yards per punt return... Named a first-team All-Nebraska and first-team All-Metro selection by the Omaha World-Herald and a first-team Super-State pick by the Lincoln Journal Star... One of 58 players selected as a Parade All-American... As a junior, earned All-State honors from the Lincoln Journal Star and All-Metro accolades from the World-Herald... Rated as one of the top 20 receiving prospects in the nation by both Rivals.com and Scout.com... Led the West team in receiving in the U.S. Army All-American Game in San Antonio... In track, won the 110-meter dash as a senior... Led the Vikings to the Class A state track title in 2006 by winning four gold medals... Captured the Class A titles in the 110- and 300-meter hurdles and was part of all-class gold medal teams in the 4x100 and 4x400-meter relays... Majored in communication studies and sociology, earning second-team Academic All-Big 12 in 2008 and was also on the Big 12 Commissioner's Spring Academic Honor Roll... Is the nephew of former Green Bay Packers running back Ahman Green... Cousin is Minnesota Vikings CB Shaun Prater.

YEAR-BY-YEAR STATS

RECEIVING

Year	Team	GP	GS	No	Yds	Avg	Lg	TD
2011	Was	13	2	2	25	12.5	14	0
2012	Was	16	4	8	152	19	37	1
2013	Was	15	4	4	51	12.8	25	0
2014	Was	16	7	39	507	13	50	1
2015	Was				Injured Reserve			
Career		60	17	53	735	13.9	50	2

RUSHING

Year	Team	No	Yds	Avg	Lg	TD
2011	Was	1	7	7	7	0
2012	Was	1	-1	-1	-1	0
2013	Was	0	0	0	0	0
2014	Was	0	0	0	0	0
2015	Was				Injured Reserve	
Career		2	6	3	7	0

KICK RETURN

Year	Team	KR	Yds	Avg	Lg	TD
2011	Was	1	0	15	15.0	0
2012	Was	13	0	283	21.8	0
2013	Was	20	0	411	20.6	0
2014	Was	2	36	18	20	0
2015	Was				Injured Reserve	
Career		36	745	20.7	48	0

PUNT RETURN

Year	Team	PR	Yds	Avg	Lg	TD
2011	Was	1	0	0	0	0
2012	Was	0	0	-	-	0
2013	Was	0	0	-	-	0
2014	Was	0	0	-	-	0
2015	Was				Injured Reserve	
Career		1	0	0	0	0

ADDITIONAL

Fumbles-Lost: 1-0 in 2012, 1-1 in 2014
Fumbles Forced-Recovered: 0-1 in 2014

POSTSEASON

2012 (WAS): 1 G

COMMUNITY

Has annually been one of the Washington Redskins Charitable Foundation's most active contributors since arriving in Washington in 2011... In 2014, participated in Fuel Up to Play 60 Mini-Combines, a KaBOOM! playground build, Recess with the Redskins, the Power Up to Read Celebration at Oaklands Elementary School in Laurel, Md., Movies with Morris, Redskins Burgundy & Gold Game to benefit Global Down Syndrome Foundation, Robert Griffin III's Friday Night Lights camp, Fit Fest in Richmond, Ryan Kerrigan's Blitz for the Better Ruth's Chris celebrity waiter night, Back to School Shopping Spree. Redskins Salute to Play 60 event at Joint Base Andrews, All-Star Survivors Celebration, Get the Ball Rolling Flag Football Experience, Friday Night Lights Breast Cancer Awareness game at Langley (Va.) High School, USO Turkeys for Troops, Leckie (D.C.) Elementary School library renovation, Covered for the Holidays, WOW Ladies Night Out and Skins Santa Shoppe... In 2013, participated in the Fuel Up To Play 60 Football Clinic and volunteered in the Macy's Back to School Shopping Spree... In 2012, joined fans at the annual Draft Day Party at FedExField as well as the team's 80th Anniversary Thank You Tour... Coached students at the WRCF and Coca-Cola "Play 60 Flag Football Clinic" as part of the Live Positively: Get the Ball Rolling initiative... Dressed up in costume and visited with children at the WRCF "Pediatric Halloween Party"... Joined WRCF and local Marines to distribute more than 1,000 "Touchdown for Tots" toys to underserved area youth at the annual "Skins Santa Shoppe"... In 2011, helped distribute 3,500 whole turkeys and Thanksgiving food baskets at FedExField to Prince George's County residents in need during the team's annual Harvest Feast... Helped the Washington Redskins Charitable Foundation collect new children's books for distribution to underprivileged children in the Washington, D.C. area.


CAREER HIGHS

SINGLE-GAME

Receptions:	8, vs. Jacksonville (9/14/14)
Receiving Yards:	99, vs. Jacksonville (9/14/14)
Long (Receiving):	48, at Houston (09/07/14)
Receiving Touchdowns:	1, twice, last vs. Jacksonville (9/14/14)
Carries:	1, at NY Giants (10/21/12)
Rushing Yards:	-1, at NY Giants (10/21/12)
Kick Returns:	6, vs. San Francisco (11/25/13)
Kick Return Yards:	102, vs. San Francisco (11/25/13)
Long (Kick Return):	48, vs. Dallas (12/30/12)

SINGLE-SEASON

Receptions:	39 (2014)
Receiving Yards:	507 (2014)
Receiving Touchdowns:	1 (2012 and 2014)



LOGAN PAULSEN

TIGHT END
6-5 | 261
DOB: 2/26/87



6TH NFL SEASON
UCLA
CHAMINADE COLLEGE PREP (WEST HILLS, CALIF.)

MILESTONES

NFL debut: 9/26/10 (at STL)... **First reception:** 12/05/10 (at NYG, 9 yards from Donovan McNabb)... **First receiving TD:** 12/12/10 (vs. TB, 1 yard from Donovan McNabb)... **First postseason receiving TD:** 1/6/13 (vs. SEA, 4 yards from Robert Griffin III)

TRANSACTIONS

Signed as a college free agent by the Washington Redskins on April 29, 2010... Re-signed with the Redskins as a restricted free agent on March 13, 2013.

PRO

Entered 2015 having played in 75 career regular season games with 42 starts in five seasons with the Redskins from 2010-14... Compiled 79 career receptions for 801 yards (10.1 avg.) and six touchdowns through the 2014 season... Also had a four-yard touchdown reception in his postseason debut (1/6/13 vs. SEA).

YEAR-BY-YEAR

2015 (REDSKINS)

Spent season on the Reserve/Injured list after suffering an injury in camp.

2014 (REDSKINS)

Played in all 16 games for a fourth straight season, making 12 starts. Caught 13 passes for 78 yards with one touchdown... Started and caught two passes at HOU (9/7)... Started vs. JAX (9/14), helping block for the Redskins 191 rushing yards... Started at PHI (9/21) and caught two passes for seven yards (3.5 avg.)... Caught three passes for 28 yards in a start vs. NYG (9/25)... Started and caught two passes for 11 yards vs. SEA (10/6)... Played on offense and special teams at ARI (10/12)... Started in a comeback win vs. TEN (10/19) and an overtime win at DAL (10/27)... Started at MIN (11/2)... Contributed on offense and special teams vs. TB (11/16)... Caught one pass for one yard at SF (11/23)... Started and recorded a 16-yard touchdown reception at IND (11/30)... Played on offense and special teams vs. STL (12/7)... Started and caught a nine-yard pass at NYG (12/14)... Caught one pass for six yards in a start vs. PHI (12/20)... Started at tight end and also played left tackle briefly in the fourth quarter following a rash of injuries vs. DAL (12/28).

2013 (REDSKINS)

Started at tight end vs. PHI (9/9)... Caught two passes for 13 yards (6.5 avg.) at GB (9/15)... Started and registered four receptions for 51 yards (12.8 avg.) vs. DET (9/22)... Started and caught two passes for 46 yards (23.0 avg.) including a career-long 33-yard reception at OAK (9/29)... Started at DAL (10/13), helping the Redskins compile more than 200 yards both passing and rushing... Started and helped the Redskins amass 499 total yards vs. CHI (10/20)... Started at DEN (10/27)... Started in a three-tight-end set vs. SD (11/3) and caught three passes for nine yards (3.0 avg.)... Started and gained three yards on two receptions including his first touchdown of the season at MIN (11/7)... Played on offense and special teams at PHI (11/17) and did so in a start vs. SF (11/25)... Started vs. NYG (12/1) and caught three passes for 41 yards, including a 19-yard touchdown... Started and caught

three passes for 44 yards including a seven-yard touchdown vs. KC (12/8)... Started and caught three passes for 21 yards (7.0 avg.) at ATL (12/15)... Caught two passes for seven yards (3.5 avg.) vs. DAL (12/22)... Started and registered four receptions for 32 yards (8.0 avg.) at NYG (12/29).

2012 (REDSKINS)

Played in all 16 regular season games, starting 10... Set career highs in receptions (25) and receiving yards (308) and caught one touchdown... Played special teams and tight end in the season-opening win at NO (9/9), catching one pass for 22 yards for a crucial third-down conversion in the final few minutes of an eight-point win... Saw action at tight end and on special teams at STL (9/16), vs. CIN (9/23), at TB (9/30), vs. ATL (10/7) and vs. MIN (10/14)... Started at NYG (10/21) and caught four passes for 76 yards (19.0 avg.), both career highs... Started at PIT (10/28) and caught four passes for 43 yards (10.8 avg.). Had a career-long 31-yard reception... Started and caught five passes for 59 yards (11.8 avg.) vs. CAR (11/4)... Started and caught one pass for a 17-yard touchdown, his first of the season, in a win vs. PHI (11/18). The touchdown was his first since 12/12/10 against Tampa Bay... Started and had two receptions for 11 yards in a Thanksgiving Day win at DAL (11/22)... Started and had one reception for 11 yards in a win vs. NYG on Monday Night Football (12/3)... Started and had one catch for eight yards in a win vs. BAL (12/9)... Started and caught four passes for 47 yards (11.8 avg.) in a win at CLE (12/16)... Started and had one catch for six yards in a win at PHI (12/23)... Started and had one catch for eight yards in a division-clinching win vs. DAL (12/30)... Made his first career playoff appearance vs. SEA (1/6) in the NFC Wild Card Round and caught two passes for 15 yards, including his first career postseason touchdown reception.

2011 (REDSKINS)

Saw action at tight end and on special teams vs. NYG (9/11), vs. ARI (9/18), at DAL (9/26), at STL (10/3) and vs. PHI (10/16)... Saw action at tight end at CAR (10/23) and caught two passes for 48 yards (24.0 avg.)... Saw action at tight end at BUF (10/30) and vs. SF (11/6)... Made first career start at tight end at MIA (11/13) and caught one pass for 16 yards (16.0 avg.)... Saw action at tight end vs. DAL (11/20) and caught two passes for 17 yards (8.5 avg.)... Saw action at tight end at SEA (11/27) and caught two passes for 14 yards (7.0 avg.)... Started at tight end vs. NYJ (12/4) and vs. NE (12/11)... Started at tight end at NYG (12/18) and caught one pass for nine yards... Saw action at tight end vs. MIN (12/24) and caught one pass for five yards... Started at tight end at PHI (1/12) and caught two passes for a then-career-high 29 yards (14.5 avg.).

2010 (REDSKINS)

Played in 11 games and was declared inactive for five games... Totaled two receptions for 10 yards and one touchdown... Declared inactive vs. DAL (9/12) and vs. HOU (9/19)... Made his NFL debut at STL (9/26), seeing action at tight end and on special teams... Declared inactive at PHI (10/3), vs. GB (10/10) and vs. IND (10/17)... Saw action on special teams at CHI (10/24)... Saw action at tight end and on special teams at DET (10/31)... Played tight end and on special teams vs. PHI (11/15), at TEN (11/21) and vs. MIN (11/28)... Played tight end and on special teams at NYG (12/5). Registered his first career reception, a nine-yard grab from quarterback Donovan McNabb... Saw action at tight end vs. TB (12/12). Caught his first career touchdown, a one-yard reception from quarterback Donovan McNabb... Saw action at tight end and on special teams at DAL (12/19)... Played tight end and on special teams at JAX (12/26) and vs. NYG (1/2).

COLLEGE

Three-year starter at tight end for UCLA... Played in 46 career games with 39 starts and caught 71 passes for 888 yards (12.5 avg.) and one touchdown... Selected as a season captain for 2009... Named to the 2007, 2008 and 2009 John Mackey Award watch lists, which recognize college football's most outstanding tight end... As a fifth-year senior, started all 13 games and caught 29 passes for 362 yards (12.5 avg.)... Second-team selection to the Pac-10 All-Academic Team... Named a semifinalist for the Draddy Award which is presented by the National Football Foundation for all-around excellence and academic achievement... Earned honorable mention Pac-10 All-Academic team honors... Played in one game in 2008 before injuring his right foot and redshirting... As a junior, started all 13 games and caught 12 passes for 144 yards (12 avg.) and one touchdown... Scored the first touchdown of his career in a win over California... As a sophomore, played in all 13 games at tight end and caught 27 passes for 331 yards (12.3 avg.)... Made his first career start against Utah and led the team with five receptions... Played in six games as a freshman and caught two passes for 33 yards.

PERSONAL

Lettered three seasons as a tight end, defensive end and punter at Chaminade College Preparatory School in Northridge Calif... Rated No. 15 tight end nationally by Scout.com... Named to the All-CIF-Southern Section Division III team as a senior... Named to the Los Angeles Times All-San Fernando Valley team... Named first-team All-Mission League as a junior and senior... Named Male Athlete of the Year as a senior, junior and sophomore at Chaminade... During his junior and senior seasons on offense, totaled 62 receptions for 829 yards and four touchdowns... On defense, totaled 89 tackles and 33 sacks... Established a school record for sacks (24) during his junior season... Lettered three seasons in track and four seasons in soccer... In 2013, participated in the Salute to Play 60 Military Challenge kickoff event at Joint Base Andrews and also served as a celebrity waiter for Ryan Kerrigan's first Blitz for the Better Foundation fundraising event... Has helped the WRCF and Macy's distribute coats, gloves and hats to underserved kids from the Washington, D.C. area at the annual "Covered for the Holidays" event several times... In 2011, helped distribute 3,500 whole turkeys and Thanksgiving food baskets at FedExField to Prince George's County residents in need at the team's annual Harvest Feast... In 2010, participated in the PLAY 60 Challenge Mini-Combine, Chad Rinehart Youth Football Camp and Skins Santa Shoppe... Son of James and Susan Paulsen and has one brother, Hunter... Married his wife, Kelly, in the 2012 offseason and the couple has one son.

YEAR-BY-YEAR STATS

RECEIVING

Year	Team	GP	GS	No	Yds	Avg	Lg	TD
2010	Was	11	0	2	10	5	9	1
2011	Was	16	6	11	138	12.5	24	0
2012	Was	16	10	25	308	12.3	31	1
2013	Was	16	14	28	267	9.5	33	3
2014	Was	16	12	13	78	6	16t	1
2015	Was				Injured Reserve			
Career		75	42	79	801	10.1	33	6

POSTSEASON

Year	Team	GP	GS	No	Yds	Avg	Lg	TD
2012	Was	1	1	2	15	7.5	11	1
Career		1	1	2	15	7.5	11	1

ADDITIONAL

Fumbles-Lost: 2-2 in 2013, 1-1 in 2014

CAREER HIGHS

SINGLE-GAME

Receptions:	5, vs. Carolina (11/04/12)
Receiving Yards:	76, at NY Giants (10/21/12)
Long (Receiving):	31, at Pittsburgh (10/28/12)
Receiving Touchdowns:	1, six times, last at IND (11/30/14)

SINGLE-SEASON


Receptions:	28 (2013)
Receiving Yards:	308 (2012)
Receiving Touchdowns:	3 (2013)

SILAS REDD, JR.

RUNNING BACK
5-10 | 200
DOB: 3/1/92



2ND NFL SEASON
SOUTHERN CALIFORNIA
KING LOW HEYWOOD THOMAS H.S. (STAMFORD, CONN.)



MILESTONES

NFL debut: 9/7/14 (at HOU)... **First rushing TD:** 9/14/14 (vs. JAX, 14 yards)

TRANSACTIONS

Originally entered the NFL with the Washington Redskins as a college free agent on May 14, 2014.

YEAR-BY-YEAR

2015 (REDSKINS)

Spent the season on the team's Reserve/Injured list after suffering an injury in the team's preseason opener.

2014 (REDSKINS)

Played in 15 games as a rookie, rushing 16 times for 75 yards and one rushing touchdown and adding eight receptions for 107 yards... Made NFL debut on special teams at HOU (9/7)... Saw his first snaps on offense vs. JAX (9/14), rushing eight times for 41 yards and scoring his first NFL touchdown on a 14-yard run... Played on special teams at PHI (9/21), vs. NYG (9/25), vs. SEA (10/6), at ARI (10/12) and vs. TEN (10/19)... Added a five-yard carry in an overtime win at DAL (10/27)... Inactive at MIN (11/2)... Rushed four times for 16 yards and caught two passes for nine yards vs. TB (11/16)... Played on offense and special teams at SF (11/23) and at IND (11/30)... Recorded one carry for eight yards and three receptions for 36 yards vs. STL (12/7)... Caught three passes for 62 yards including a career-long 37-yard reception and rushed once for one yard at NYG (12/14)... Rushed once for four yards vs. PHI (12/20)... Contributed on special teams vs. DAL (12/28).

COLLEGE

Appeared in 43 career games during his collegiate career, including two seasons at Penn State (2010-11) and two at USC (2012-13)... Recorded 569 career rushing attempts for 2,959 yards and 19 rushing touchdowns. Also caught 32 passes for 225 receiving yards with two receiving touchdowns... Limited by injury to six games in 2013, compiling 376 rushing yards and one rushing touchdown on 81 carries. Also had 10 receptions for 45 yards and a touchdown... Transferred to USC prior to 2012 season and appeared in 12 games with six starts, leading the Trojans with 905 yards on 167 carries and nine rushing touchdowns, in addition to nine receptions for 113 yards and one receiving touchdown... As a sophomore in 2011, earned All-Big Ten second team honors at Penn State after appearing in all 13 games (with 11 starts) and running for 1,241 yards (10th most in a season in Penn State history) on 244 carries with seven TDs... Ran for 437 yards on 77 carries with two rushing touchdowns and had four receptions for 27 yards in 12 games as freshman at Penn State in 2010.

PERSONAL

Attended King Low Heywood Thomas School in Stamford, Conn., where he was a 2009 U.S. Army All-American and earned Rivals.com Connecticut Player of the Year honors... Ran for 1,924 yards on 137 carries with 25 touchdowns on offense and registered 47 tackles and an interception on defense in 2009... Rated by Rivals.com as Connecticut's top prep player in 2009, placing him as the nation's No. 4 prep running back... Helped his team to a 16-2 record during his junior and senior seasons... Also played basketball and lacrosse... In 2014, raised money for Redskins Read book drive, helped provide school supplies and clothes to hundreds of kids in Richmond for the Back to School Shopping Spree presented by Macy's, coached women through football drills at Redskins Park on WOW Ladies Night Out, led elementary students through drills to promote physical fitness, healthy lifestyle habits and proper nutrition at the Fuel Up to Play 60 Mini-Combine and distributed winter coats and Redskins knit hats and scarves to more than 300 children from the Maryland, D.C. and Virginia areas at the Covered for the Holidays event... Full name: Silas Raynard Redd, Jr... Son of Silas Sr. and Yvonne Redd... Born March 1, 1992... Has one son, Nico, born in November 2013.

YEAR-BY-YEAR STATS

RUSHING

Year	Team	GP	GS	Att	Yds	Avg	Lg	TD
2014	Was	15	0	16	75	4.7	14t	1
Career		15	0	16	75	4.7	14t	1

RECEIVING

Year	Team	GP	GS	Att	Yds	Avg	Lg	TD
2014	Was	15	0	8	107	13.4	37	0
Career		15	0	8	107	13.4	37	0

ADDITIONAL

Fumbles-Lost: 1-0 in 2014



ANDRE ROBERTS

WIDE RECEIVER
5-11 | 187
DOB: 1/9/88



6TH NFL SEASON
THE CITADEL
SPRING VALLEY H.S. (COLUMBIA, S.C.)

MILESTONES

NFL debut: 9/19/10 (at ATL)... **Redskins debut:** 9/7/14 (at HOU)... **First reception:** 10/10/10 (vs. NO, 13 yards from Max Hall)... **First receiving TD:** 11/7/10 (at MIN, 30 yards from Derek Anderson)... **First multi-TD game:** 9/30/12 (vs. MIA, 2)... **First 100-yard receiving game:** 12/25/10 (vs. DAL, 111 yards)... **First KR TD:** 11/22/15 (at CAR, 99 yards)

TRANSACTIONS

Selected by the Arizona Cardinals in the third round (88th overall) of the 2010 NFL Draft... Signed with the Washington Redskins as an unrestricted free agent on March 12, 2014.

PRO

Agreed to terms with the Redskins on the first day of free agency in 2014... Enters the 2015 season having previously appeared in 78 games with 39 starts... Caught 182 passes for 2,123 yards and 11 touchdowns with the Cardinals from 2010-13 before joining the Redskins in 2014.

YEAR-BY-YEAR

2015 (REDSKINS)

Caught three passes for 36 yards (12.0 avg.) vs. MIA (9/13)... Caught one pass for zero yards in a reserve role vs. STL (9/20)... Recorded an 18-yard reception at NYG (9/24)... Inactive vs. PHI (10/4)... Played on offense and special teams at ATL (10/11)... Caught one pass for six yards at NYJ (10/18)... Gained 49 yards on three receptions in the largest comeback win (24 points) in team history vs. TB (10/25)... Caught two passes for 26 yards and averaged 15.0 yards on two kickoff returns at NE (11/8)... Inactive vs. NO (11/15)... Returned a second-quarter kickoff 99 yards for his first career kickoff return touchdown at CAR (11/22). Helped team tie franchise record with two kickoff return touchdowns in a single season for the fourth time in team history (2005, 1947, 1942) and with Rashad Ross marked the third time two different players had recorded kickoff returns for a touchdown in a single season, joining the 1942 (Andy Farkas and Ray Hare) and 2005 (Ladell Betts and Antonio Brown) squads. Finished with a career-high 177 kickoff return yards... Returned one kickoff 24 yards in a win vs. NYG (11/29)... Inactive with an injury vs. DAL (12/7), at CHI (12/13) and vs. BUF (12/20)... Placed on Reserve/Injured list on Dec. 21.

2014 (REDSKINS)

Played in 16 games with four starts in his first season in Washington, catching 36 passes for 453 yards with two touchdowns. Also added 208 yards on 28 punt returns and 710 yards on 30 kickoff returns... Made Redskins debut at HOU (9/7), catching one pass for 22 yards and adding 36 yards on two punt returns (18.0 avg.) and 56 yards on two kickoff returns (28.0 avg.)... Vs. JAX (9/14), caught four passes for 57 yards (14.3 avg.), added a career-long 19-yard rush and recorded seven punt returns for 59 yards including a career-long 37-yarder. Became the first member of the Redskins since 1999 to post a rush of 15-plus yards, a reception of 15-plus yards and a punt return of 15-plus yards in the same game (Brian Mitchell, Dec. 5, 1999)... Caught four passes for 38 yards (9.5 avg.) and added one punt return of six yards and two kick returns of 36 yards (18.0 avg.) at PHI (9/21)... Vs. NYG (9/25), caught one pass for an 18-yard touchdown — his first with the Redskins —

from Kirk Cousins... Caught five passes for 29 yards including a six-yard touchdown reception vs. SEA (10/6)... Started and recorded five receptions for 55 yards at ARI (10/12)... Caught two passes for 18 yards and added two kickoff returns for 46 yards and a one-yard punt return vs. TEN (10/19)... Caught one pass for 11 yards and matched his season and career long with a 37-yard punt return in an overtime win at DAL (10/27)... Caught two passes for 18 yards at MIN (11/2) and posted a season-long 45-yard kickoff return, his longest since a 47-yard return at Carolina on Dec. 19, 2010 as a member of the Arizona Cardinals... Recorded a career-high 117 kickoff return yards on five returns in addition to catching two passes for 21 yards vs. TB (11/16)... Started in a four-receiver set at SF (11/23) and caught one pass for seven yards. Also added 37 yards on two kick returns and 11 yards on two punt returns... Caught two passes for 46 yards (23.0 avg.) at IND (11/30). Also gained 17 yards on two punt returns and 18 yards on a kickoff return... Started vs. STL (12/7) and caught two passes for 11 yards, returned two punts for three yards and returned four kickoffs for 91 yards... Caught two passes for a season-high 81 yards at NYG (12/14). Registered a season-long 61-yard reception, his longest since a 74-yard touchdown reception in Week 16 of the 2010 season as a member of the Cardinals... Caught one pass for 14 yards vs. PHI (12/20) and returned four kickoffs for 95 yards (23.8 avg.)... Made one catch for seven yards and returned two kickoffs for 61 yards (30.5 avg.) and two punts for 15 yards (7.5 avg.) vs. DAL (12/28).

2013 (CARDINALS)

Played in all 16 games with two starts and finished third on the team with 43 receptions for 471 yards and two touchdowns... Registered a team-high 97 yards on eight receptions at STL (9/8)... Caught three passes for 36 yards vs. DET (9/15)... Had one reception for six yards at NO (9/22)... Made first start of the season and caught one pass for six yards at TB (9/29)... Had one catch for five yards at SF (10/13)... Caught five passes for 33 yards vs. SEA (10/17)... Posted one catch for eight yards vs. ATL (10/27)... Led the team with five catches for 72 yards and caught his first touchdown of the season vs. HOU (11/10)... Had three catches for 14 yards at JAX (11/17)... Caught three passes for 43 yards, including a season-long 32-yard reception in the fourth quarter vs. IND (11/24)... Had four receptions for 29 yards at PHI (12/1)... Had one catch for eight yards vs. STL (12/8)... Caught two passes for 15 yards at TEN (12/15)... Recorded two receptions for 25 yards at SEA (12/22)... Posted 74 yards on three catches, including a game-tying 34-yard touchdown on 3rd-and-13 vs. SF (12/29).

2012 (CARDINALS)

Started 15 games and established career highs in receptions (64), receiving yards (759) and receiving touchdowns (five). His five TD receptions were a team-high... Ran for 29 yards on four carries and returned three punts for 15 yards... Led the team with five catches for 54 yards and caught the game-winning TD in the fourth quarter vs. SEA (9/9). Also had a career-long 15-yard run on an end-around in the first quarter... Had a two-yard touchdown reception at NE (9/16)... Caught three passes for 55 yards vs. PHI (9/23)... Posted a team-leading 118 yards and two touchdowns on six catches vs. MIA (9/30). Marked his first career multi-score game and his 118 yards established a new career high... Caught five passes for 39 yards at STL (10/4)... Set a then-career high with seven catches for 103 yards and a touchdown at MIN (10/21)... Matched his then-career high with a team-leading seven catches for 65 yards vs. SF (10/29)... Totaled a team-high 86 yards on four catches at GB (11/4)... Recorded a career-high nine catches for 92 yards vs. STL (11/25)... Inactive (ankle) at NYJ (12/2)... caught five

passes for 44 yards vs. CHI (12/23).

2011 (CARDINALS)

Started all 16 games, posting 51 catches for 586 yards and two touchdowns... Added 27 rushing yards on three carries and 33 yards on two kickoff returns... Had two receptions for 21 yards in season opener vs. CAR (9/11)... Started vs. NYG (10/2) and also had one kickoff return for 21 yards... Totaled three receptions for 36 yards at MIN (10/9)... Collected five receptions for 55 yards vs. STL (11/6)... Gained 55 yards on four catches at PHI (11/13). Had first career rushing attempt for 12 yards and returned one kickoff for 12 yards... Recorded a team-high 51 yards on three receptions, including a season-long 45-yard catch in the third quarter at SF (11/20)... Posted 111 yards on six catches vs. DAL (12/4)... Had two catches for eight yards, including a three-yard touchdown in the fourth quarter that proved to be the game-winning score vs. SF (12/11)... Logged six receptions for 60 yards and a touchdown vs. CLE (12/18). Also had a seven-yard rush on a reverse... Caught six passes for 75 yards at CIN (12/24).

2010 (CARDINALS)

Served as the Cardinals primary punt returner and backup kick returner while also earning two starts at receiver in 15 games played... Finished fourth on the team with 24 receptions for 307 yards and two touchdowns... Inactive for the season opener at STL (9/12)... Gained six yards on two punt returns vs. OAK (9/26)... Registered first two receptions of his career vs. NO (10/10)... Made first career start as part of a three-receiver set and recorded 40 yards on two receptions at SEA (10/24). Also registered 37 yards on four punt returns (9.3 avg.), including a 22-yard return... Posted first career touchdown reception at MIN (11/7), a 30-yard catch-and-run... Had six receptions for 52 yards at KC (11/21). Also recorded first career kickoff return (20 yards)... Had one of his best games of the season as a return man vs. DEN (12/12), establishing career highs with five punt returns for 72 yards (14.4 avg.) and a career long of 25 yards... Returned two punts for nine yards and two kicks for 72 yards, including a career-long of 47 yards at CAR (12/19)... Totaled 244 all-purpose yards vs. DAL (12/25), including team-high 110 receiving yards on five receptions with a career-long 74-yard touchdown, 25 yards on four punt returns (6.3 avg.) and a career-best 109 yards on five kickoff returns (21.8 avg.) with a long of 32 yards. His 110 receiving yards marked the first 100-yard receiving game of his career. 74-yarder was the longest touchdown reception by a Cards rookie since 12/10/88 (WR Ernie Jones, 93-yard TD rec. from Neil Lomax)... Earned second career start in the season finale at SF (1/2), recording four receptions for 23 yards as well as five kickoff returns for 104 yards.

COLLEGE

Started 35 of the 45 games he appeared in during his career from 2006-09 and holds virtually every school record as both a receiver and a punt returner at The Citadel... Established school records for career receptions (285), receiving yards (3,743), receiving touchdowns (37), 100-yard receiving games (17), punt return yards (1,160), punt return average (13.9) and all-purpose yards (5,215)... Also holds school single-season records for receptions (95), receiving yards (1,334), touchdown receptions (14), punt return yards (461) and punt return average (19.2)... As a junior in 2008, became the first Bulldog to lead the nation in punt returns, averaging 19.2 yards (second-best season average in Southern Conference history) on 24 attempts... Started all 11 games as a senior and was an All-Southern Conference first-team choice as a receiver, adding second-team honors as a return specialist. Served as team captain for the second straight year. Led team with 77 receptions for 792 yards (10.3 avg.) and eight touchdowns, rushed 12 times for 77 yards and added 217 yards on 14 punt returns (15.5 avg., led the Southern Conference)... As a junior, started all 12 games and was named a first-team All-American by the American Football Coaches Association, adding second-team honors from the Associated Press. Was a finalist for the Walter Payton Award, adding All-Southern Conference first-team recognition as a receiver and return specialist. Established school

records with 95 receptions for 1,334 yards and 14 TDs... Became the first Bulldog to lead the nation in punt returns, averaging a school season-record 19.2 yards per return on 24 attempts, setting another school mark with 461 yards. His three punts returned for touchdowns tied the school single-season record... As a sophomore, started 10 of 11 games and made 78 receptions and became the first Bulldog to gain over 1,000 yards receiving (1,060) in a season... Appeared in 11 games as a freshman, finishing second on team with 35 receptions and team-high 557 yards and five touchdowns.

PERSONAL

Attended Spring Valley H.S. in Columbia, S.C., where he earned all-region and all-area honors as a senior and led the Vikings to the regional championship and state semi-finals... Earned MVP honors for his performance in the 2005 North-South All-Star game... Also lettered in track, leading his team to the state championship in 2003 and a second-place finish as a senior, the season he captured All-State recognition... Was an accounting major... Born Jan. 9, 1988 in Columbia, S.C.

YEAR-BY-YEAR STATS

RECEIVING

Year	Team	GP	GS	No	Yds	Avg	Lg	TD
2010	Ari	15	2	24	307	12.8	74t	2
2011	Ari	16	16	51	586	11.5	45	2
2012	Ari	15	15	64	759	11.9	46t	5
2013	Ari	16	2	43	471	11.0	34t	2
2014	Was	16	4	36	453	12.6	61	2
2015	Was	9	0	11	135	12.3	38	0
Career		87	39	229	2711	11.8	74t	13

RUSHING

Year	Team	Att	Yds	Avg	Lg	TD
2010	Ari	0	0	0	0	0
2011	Ari	3	27	9.0	12	0
2012	Ari	4	29	7.3	15	0
2013	Ari	0	0	0	0	0
2014	Was	2	21	10.5	19	0
2015	Was	0	0	0	0	0
Career		9	77	8.6	19	0

KICK RETURN

Year	Team	KR	Yds	Avg	Lg	TD
2010	Ari	14	326	23.3	47	0
2011	Ari	2	33	16.5	21	0
2012	Ari	0	0	-	-	0
2014	Was	30	710	23.7	45	0
2015	Was	7	231	33	99t	1
Career		53	1300	24.5	99t	1

PUNT RETURN

Year	Team	PR	Yds	Avg	Lg	TD
2010	Ari	35	263	7.5	25	0
2011	Ari	2	-3	-1.5	-1	0
2012	Ari	3	15	5.0	10	0
2014	Was	28	208	7.4	37	0
Career		68	483	7.1	37	0


ADDITIONAL

Fumbles-Lost: 2-1 in 2010, 1-0 in 2011, 1-0 in 2012, 4-2 in 2014

CAREER HIGHS

SINGLE-GAME

Receptions:	9, vs. St. Louis (11/25/12)
Receiving Yards:	118, vs. Miami (09/30/12)
Long (Receiving):	74t, vs. Dallas (12/25/10)
Receiving Touchdowns:	2, vs. Miami (09/30/12)
Carries:	1, many times
Rushing Yards:	15, vs. Seattle (09/09/12)
Long (Rushing):	15, vs. Seattle (09/09/12)
Kick Return Yards:	177, at Carolina (11/22/15)
Long (Kick Return):	99t, at Carolina (11/22/15)
Kick Return Touchdowns:	1, at Carolina (11/22/15)



JUSTIN ROGERS

CORNERBACK
5-11 | 181
DOB: 1/16/88



4TH NFL SEASON
RICHMOND
REDEMPTORIST H.S. (BATON ROUGE, LA.)

MILESTONES

NFL debut: 10/2/11 (at CIN)... **First NFL start:** 1/1/12 (at NE)... **Redskins debut:** 12/14/14 (at NYG)... **First INT:** 12/24/11 (vs. DEN, Tim Tebow)

TRANSACTIONS

Selected by the Buffalo Bills in the seventh round (206th overall) of the 2011 NFL Draft... Waived by the Bills on November 19, 2013... Claimed off waivers by the Houston Texans on November 20, 2013... Waived by the Texans on November 28, 2013... Signed with the Miami Dolphins on December 10, 2013... Waived by the Miami Dolphins on December 18, 2013... Signed with the Kansas City Chiefs on June 5, 2014... Waived by the Chiefs on August 30, 2014... Signed with the Washington Redskins on December 10, 2014... Re-signed with the Redskins on March 13, 2015.

PRO

Joined the Redskins in Week 15 of the 2014 season... Came to Washington having previously appeared in 35 career games with seven starts... Completed 73 tackles (61 solo), 14 passes defended and three interceptions across the 2011-13 seasons.

YEAR-BY-YEAR

2015 (REDSKINS)

Recorded four tackles (one solo) vs. MIA (9/13)... Inactive vs. STL (9/20) and at NYG (9/24)... Placed on Reserve/Injured list on Sept. 29.

2014 (CHIEFS/REDSKINS)

Appeared in three games for Washington at the end of the season... Spent the offseason with the Chiefs before being waived during final cuts... Signed with the Redskins as a free agent on Dec. 10... Made Redskins debut at NYG (12/14)... Played on defense and special teams vs. PHI (12/20) and vs. DAL (12/28).

2013 (BILLS/TEXANS)

Started all five games in which he played for Buffalo, recording 23 tackles (18 solo), one interception and five passes defended... Notched third career interception in Week 1, picking off Tom Brady vs. NE (9/8)... Posted a career-high eight tackles (six solo) vs. BAL (9/29)... Waived by the Bills on Nov. 19 and claimed by the Texans a day later... Played one game with the Texans vs. JAX (11/24).

2012 (BILLS)

Played in all 16 games with one start and recorded 36 tackles (31 solo), one interception and five passes defended... Posted his second interception of his career at IND (11/25). Added three tackles to his pick of Andrew Luck.

2011 (BILLS)

Played in 13 games with one start, posting 14 tackles (12 solo), one interception and four passes defended... Made NFL debut at CIN (10/2)... Produced a career-high 134 kick return yards on four returns vs. MIA (12/18) and established a career-long with a 54-yard return in the third quarter... Recorded his first career interception vs. DEN (12/24), picking off Tim Tebow and returning the ball 15 yards... Made his first NFL start in Week 17 at NE (1/1).

COLLEGE

Played in 52 games at Richmond from 2006-10, recording 162 tackles (109 solo), half a sack, 12 interceptions, 28 passes defended, three forced fumbles and two fumble recoveries... Also returned 112 kickoffs for 2,561 yards (22.9 avg) and two TDs, including a 93-yard TD return as a freshman... Added 26 career punt returns for 351 yards (13.5 avg.) ... Named first-team All-CAA at both cornerback and punt returner after leading the league in punt return average with 12.4 yards per return as a senior... Became the first player in CAA football history to be named first-team all-conference for four consecutive seasons.

PERSONAL

Attended Redemptorist H.S. in Baton Rouge, La., where he was a three-time letterwinner in football and basketball and two-time letterwinner in track... Served as a captain for his football team as a senior and earned first-team all-district honors as well as first-team all-state and all-metro accolades... Selected as the all-metro offensive most valuable player as a senior... Son of Diary Rogers... Born Jan. 16, 1988.

YEAR-BY-YEAR STATS

DEFENSE

Year	Team	G	GS	Tack	Solo	Sack	INT	PD
2011	Buf	13	1	14	12	0	1	4
2012	Buf	16	1	36	31	0	1	5
2013	Buf/Hou	6	5	23	18	0	1	5
2014	Was	3	0	0	0	0	0	0
2015	Was	1	1	4	1	0	0	0
Career		39	8	77	62	0	3	14

**Tackle stats according to STATS, LLC*

KICK RETURN

Year	Team	KR	Yds	Avg	Lg	TD
2011	Buf	13	373	28.7	54	0
2012	Buf	2	55	27.5	28	0
Career		15	428	28.5	54	0

PUNT RETURN


Year	Team	PR	Yds	Avg	Lg	TD
2011	Buf	0	0	-	-	0
2012	Buf	3	14	4.7	14	0
Career		3	14	4.7	14	0

MARTRELL SPAIGHT

LINEBACKER
6-0 | 236
DOB: 8/5/93



ROOKIE
ARKANSAS
NORTH LITTLE ROCK (ARK.) H.S.



MILESTONES

NFL debut: 9/13/15 (vs. MIA)

TRANSACTIONS

Originally selected by the Washington Redskins in the fifth round (141st overall) of the 2015 NFL Draft.

YEAR-BY-YEAR

2015 (REDSKINS)

Made NFL debut vs. MIA (9/13)... Inactive vs. STL (9/20)... Placed on Reserve/Injured list on Sept. 22.

COLLEGE

Played collegiately at Arkansas from 2013-14 after spending two seasons at Coffeyville (Kan.) Community College from 2011-12... Played in 21 career games at Arkansas with 15 starts... As a senior in 2014, started all 13 games and recorded an SEC-leading 128 tackles en route to becoming a consensus first-team All-SEC selection. Also recorded 10.5 tackles for loss, two forced fumbles, one fumble recovery and an interception he returned for 30 yards... Played in nine games for the Razorbacks in 2013, starting twice. Recorded 22 tackles with a sack... Was a two-time junior college All-American at Coffeyville, being named a first-team NJCAA All-American and the Jayhawk Community College Conference's Defensive Player of the Year as a sophomore in 2012... Recorded 130 tackles as a sophomore and 101 tackles as a freshman.

PERSONAL

Attended North Little Rock (Ark.) H.S., where he was a 7A Central all-state selection as a senior... Participated in the 2015 Senior Bowl... Son of Mark and Tela Spaight... Last name pronounced "SPAYT"... Born Aug. 5, 1993.

YEAR-BY-YEAR STATS

DEFENSE

Year	Team	G	GS	Tack	Solo	Sack	INT	PD
2015	Was	1	0	0	0	0	0	0
Career		1	0	0	0	0	0	0

**Tackle stats according to STATS, LLC*



2015 REGULAR SEASON GAMEBOOKS

National Football League Game Summary

NFL Copyright © 2015 by The National Football League. All rights reserved. This summary and play-by-play is for the express purpose of assisting media in their coverage of the game; any other use of this material is prohibited without the written permission of the National Football League. Updated: 9/30/2015

Date: Sunday, 9/13/2015

Miami Dolphins at Washington Redskins

Start Time: 1:02 PM EST

at FedExField, Landover, MD

Game Day Weather

Game Weather: Partly Cloudy
Played Outdoor on Turf: Grass

Temp: 69° F (20.6° C) Humidity: 58%, Wind: NW 10 mph
Outdoor Weather: Partly Cloudy,

Officials

Referee: Coleman, Walt (65) Umpire: Schuster, Bill (129) Head Linesman: Bergman, Jerry (91)
Line Judge: Codey, Kevin (16) Side Judge: Lucivansky, Jon (89) Field Judge: Cheek, Boris (41)
Back Judge: Martinez, Rich (39) Replay Official: Nazzaro, Louis ()

Lineups

Miami Dolphins			Washington Redskins				
Offense		Defense	Offense		Defense		
WR 85	G.Jennings	LE 91	C.Wake	WR 11	D.Jackson	CB 35	J.Rogers
LT 76	B.Albert	DT 93	N.Suh	LT 71	Trent.Williams	NT 98	T.Knighton
LG 63	D.Thomas	DT 90	E.Mitchell	LG 77	S.Lauvao	RDE 97	J.Hatcher
C 51	M.Pouncey	RE 50	O.Vernon	C 78	K.Lichtensteiger	SLB 93	T.Murphy
RG 75	J.Douglas	LB 55	K.Misi	RG 75	B.Scherff	MIKE 52	K.Robinson
RT 70	J.James	LB 52	K.Sheppard	RT 76	M.Moses	MO 56	P.Riley
TE 84	J.Cameron	LB 53	J.Jenkins	TE 89	D.Carrier	WLB 91	R.Kerrigan
WR 18	R.Matthews	CB 21	B.Grimes	WR 88	P.Garcon	CB 23	D.Hall
QB 17	R.Tannehill	CB 24	Br.McCain	QB 8	K.Cousins	CB 29	C.Culliver
RB 26	L.Miller	S 35	W.Aikens	FB 36	D.Young	SS 24	D.Ihenacho
WR 14	J.Landry	S 20	R.Jones	RB 46	A.Morris	FS 38	D.Goldson

Substitutions

K 3 A.Franks, P 4 M.Darr, WR 10 K.Stills, WR 11 D.Parker, CB 22 J.Taylor, RB 27 L.James, CB 28 Bo.McCain, CB 30 Z.Bowman, S 31 M.Thomas, S 32 J.Kovacs, RB 34 D.Williams, LB 42 S.Paysinger, LB 46 N.Hewitt, LB 49 Z.Vigil, C 65 S.Brenner, T 72 J.Linkenbach, T 77 B.Turner, DE 78 T.Fede, DE 79 D.Shelby, TE 80 D.Sims, LS 92 J.Denney, DT 94 C.Mosley, DT 97 J.Phillips

Substitutions

K 2 K.Forbath, P 5 T.Way, WR 12 A.Roberts, WR 14 R.Grant, S 20 J.Johnson, RB 25 C.Thompson, S 30 K.Jarrett, RB 31 M.Jones, S 34 T.Robinson, CB 39 D.Amerson, LB 50 M.Spaight, LB 51 W.Compton, LS 57 N.Sundberg, DE 64 K.Golston, C/G 67 J.LeRibeus, T 79 T.Nsekhe, WR 80 J.Crowder, TE 86 J.Reed, DE 90 S.Paea, DL 92 C.Baker, LB 94 P.Smith, LB 96 H.Bates, DE 99 R.Jean Francois

Did Not Play

QB 8 M.Moore

Did Not Play

QB 16 C.McCoy

Not Active

DB 29 W.Davis, DB 36 T.Lippett, RB 38 J.Gray, LB 58 C.McCain, T 74 J.Fox, WR 83 M.Hazel, DT 96 A.Francis

Not Active

QB 10 R.Griffin, WR 19 R.Ross, LB 53 J.Jeffcoat, G 61 S.Long, T 68 T.Compton, G 74 A.Kouandjio, TE 85 A.McCoy

Field Goals (made () & missed)

A.Franks (22) K.Forbath (45) 46WR

		1	2	3	4	OT	Total
VISITOR:	Miami Dolphins	0	7	0	10	0	17
HOME:	Washington Redskins	3	7	0	0	0	10

Scoring Plays

Team	Qtr	Time	Play Description (Extra Point) (Drive Info)	Visitor	Home
Redskins	1	7:39	K.Forbath 45 yd. Field Goal (12-53, 7:21)	0	3
Redskins	2	1:49	J.Reed 4 yd. pass from K.Cousins (K.Forbath kick) (17-88, 8:49)	0	10
Dolphins	2	0:27	R.Matthews 3 yd. pass from R.Tannehill (A.Franks kick) (9-80, 1:22)	7	10
Dolphins	4	11:34	A.Franks 22 yd. Field Goal (10-76, 5:13)	10	10
Dolphins	4	10:22	J.Landry 69 yd. punt return (A.Franks kick)	17	10

Paid Attendance: 76,512

Time: 3:00

Miami Dolphins vs Washington Redskins
9/13/2015 at FedExField

Final Individual Statistics

Miami Dolphins

Washington Redskins

RUSHING						RUSHING											
	ATT	YDS	AVG	LG	TD		ATT	YDS	AVG	LG	TD						
L.Miller	13	53	4.1	17	0	A.Morris	25	121	4.8	14	0						
J.Landry	1	14	14.0	14	0	M.Jones	6	28	4.7	9	0						
R.Tannehill	3	7	2.3	5	0	C.Thompson	3	11	3.7	7	0						
D.Williams	1	0	0.0	0	0	J.Crowder	1	2	2.0	2	0						
						K.Cousins	2	-1	-0.5	0	0						
Total	18	74	4.1	17	0	Total	37	161	4.4	14	0						
PASSING									PASSING								
ATT	CMP	YDS	SK/YD	TD	LG	IN	RT		ATT	CMP	YDS	SK/YD	TD	LG	IN	RT	
R.Tannehill	34	22	226	3/44	1	27	0	93.5	K.Cousins	31	21	196	1/8	1	25	2	68.8
Total	34	22	226	3/44	1	27	0	93.5	Total	31	21	196	1/8	1	25	2	68.8
PASS RECEIVING								PASS RECEIVING									
TAR	REC	YDS	AVG	LG	TD			TAR	REC	YDS	AVG	LG	TD				
J.Landry	12	8	53	6.6	20	0		J.Reed	11	7	63	9.0	25	1			
J.Cameron	7	4	73	18.3	27	0		P.Garcon	8	6	74	12.3	22	0			
R.Matthews	6	4	34	8.5	15	1		A.Roberts	4	3	36	12.0	18	0			
G.Jennings	3	3	29	9.7	11	0		D.Carrier	2	2	8	4.0	9	0			
L.Miller	1	1	22	22.0	22	0		R.Grant	2	1	15	15.0	15	0			
K.Stills	3	1	12	12.0	12	0		D.Young	1	1	0	0.0	0	0			
D.Williams	1	1	3	3.0	3	0		J.Crowder	1	1	0	0.0	0	0			
D.Sims	1	0	0	0.0	0	0		D.Jackson	1	0	0	0.0	0	0			
								C.Thompson	1	0	0	0.0	0	0			
Total	34	22	226	10.3	27	1		Total	31	21	196	9.3	25	1			
INTERCEPTIONS							INTERCEPTIONS										
NO	YDS	AVG	LG	TD			NO	YDS	AVG	LG	TD						
B.Grimes	1	2	2.0	2	0												
Br.McCain	1	0	0.0	0	0												
Total	2	2	1.0	2	0		Total	0	0	0	0	0	0				
PUNTING								PUNTING									
NO	YDS	AVG	NET	TB	IN20	LG		NO	YDS	AVG	NET	TB	IN20	LG			
M.Darr	4	217	54.3	43.5	1	1	63	T.Way	3	124	41.3	10.0	1	1	54		
Total	4	217	54.3	43.5	1	1	63	Total	3	124	41.3	10.0	1	1	54		
PUNT RETURNS								PUNT RETURNS									
NO	YDS	AVG	FC	LG	TD			NO	YDS	AVG	FC	LG	TD				
J.Landry	2	74	37.0	0	69	1		J.Crowder	2	23	11.5	1	13	0			
[TOUCHBACK]	1	0	0.0	0	0	0		[TOUCHBACK]	1	0	0.0	0	0	0			
Total	2	74	37.0	0	69	1		Total	2	23	11.5	1	13	0			
KICKOFF RETURNS								KICKOFF RETURNS									
NO	YDS	AVG	FC	LG	TD			NO	YDS	AVG	FC	LG	TD				
L.James	2	54	27.0	0	29	0		C.Thompson	1	36	36.0	0	36	0			
[TOUCHBACK]	1	0	0.0	0	0	0		[TOUCHBACK]	3	0	0.0	0	0	0			
Total	2	54	27.0	0	29	0		Total	1	36	36.0	0	36	0			

Miami Dolphins

FUMBLES											
	FUM	LOST	OWN-REC	YDS	TD	FORCED	OPP-REC	YDS	TD	OUT-BDS	
L.James	1	0	1	0	0	0	0	0	0	0	
R.Tannehill	1	1	0	0	0	0	0	0	0	0	
Total	2	1	1	0	0	0	0	0	0	0	

Washington Redskins

FUMBLES											
	FUM	LOST	OWN-REC	YDS	TD	FORCED	OPP-REC	YDS	TD	OUT-BDS	
K.Cousins	1	0	0	-3	0	0	0	0	0	1	
P.Smith	0	0	0	0	0	2	1	0	0	0	
Total	1	0	0	-3	0	2	1	0	0	1	

Final Team Statistics

	Visitor Dolphins	Home Redskins
TOTAL FIRST DOWNS	19	20
By Rushing	5	6
By Passing	12	12
By Penalty	2	2
THIRD DOWN EFFICIENCY	5-12-42%	6-14-43%
FOURTH DOWN EFFICIENCY	0-1-0%	0-1-0%
TOTAL NET YARDS	256	349
Total Offensive Plays (inc. times thrown passing)	55	69
Average gain per offensive play	4.7	5.1
NET YARDS RUSHING	74	161
Total Rushing Plays	18	37
Average gain per rushing play	4.1	4.4
Tackles for a loss-number and yards	1-6	3-6
NET YARDS PASSING	182	188
Times thrown - yards lost attempting to pass	3-44	1-8
Gross yards passing	226	196
PASS ATTEMPTS-COMPLETIONS-HAD INTERCEPTED	34-22-0	31-21-2
Avg gain per pass play (inc.# thrown passing)	4.9	5.9
KICKOFFS Number-In End Zone-Touchbacks	4-4-3	3-2-1
PUNTS Number and Average	4-54.3	3-41.3
Had Blocked	0	0
FGs - PATs Had Blocked	0-0	0-0
Net Punting Average	43.5	10.0
TOTAL RETURN YARDAGE (Not Including Kickoffs)	76	23
No. and Yards Punt Returns	2-74	2-23
No. and Yards Kickoff Returns	2-54	1-36
No. and Yards Interception Returns	2-2	0-0
PENALTIES Number and Yards	6-39	11-88
FUMBLES Number and Lost	2-1	1-0
TOUCHDOWNS	2	1
Rushing	0	0
Passing	1	1
Punt Returns	1	0
EXTRA POINTS Made-Attempts	2-2	1-1
Kicking Made-Attempts	2-2	1-1
FIELD GOALS Made-Attempts	1-1	1-2
RED ZONE EFFICIENCY	1-3-33%	1-1-100%
GOAL TO GO EFFICIENCY	1-2-50%	1-1-100%
SAFETIES	0	0
FINAL SCORE	17	10
TIME OF POSSESSION	22:06	37:54

Miami Dolphins vs Washington Redskins
9/13/2015 at FedExField

Ball Possession And Drive Chart

Miami Dolphins

#	Time Recd	Time Lost	Time Poss	How Ball Obtained	Drive Began	# Play	Yds Gain	Yds Pen	Net Yds	1st Down	Last Scrm	How Given Up
1	7:39	5:49	1:50	Kickoff	MIA 21	3	9	0	9	0	MIA 30	Punt
2	0:27	13:46	1:41	Missed FG	MIA 36	6	14	0	14	1	50	Punt
3	12:09	10:38	1:31	Interception	WAS 21	4	9	0	9	0	* WAS 12	Downs
4	1:49	0:27	1:22	Kickoff	MIA 20	9	65	15	80	6	* WAS 3	Touchdown
5	15:00	12:19	2:41	Kickoff	MIA 27	7	13	0	13	2	WAS 22	Fumble
6	10:14	7:18	2:56	Punt	MIA 13	5	23	-5	18	1	MIA 31	Punt
7	1:47	11:34	5:13	Punt	MIA 20	10	78	-2	76	6	* WAS 4	Field Goal
8	7:35	5:00	2:35	Interception	MIA 2	6	20	0	20	1	MIA 22	Punt
9	2:17	0:00	2:17	Downs	MIA 20	6	25	0	25	2	MIA 46	End of Game

(238) Average MIA 26

Washington Redskins

#	Time Recd	Time Lost	Time Poss	How Ball Obtained	Drive Began	# Play	Yds Gain	Yds Pen	Net Yds	1st Down	Last Scrm	How Given Up
1	15:00	7:39	7:21	Kickoff	WAS 20	12	54	-1	53	4	MIA 27	Field Goal
2	5:49	0:27	5:22	Punt	WAS 23	10	45	5	50	2	MIA 27	Missed FG
3	13:46	12:09	1:37	Punt	WAS 20	3	2	-10	-8	0	WAS 12	Interception
4	10:38	1:49	8:49	Downs	WAS 12	17	98	-10	88	7	* MIA 4	Touchdown
5	0:27	0:00	0:27	Kickoff	WAS 20	1	-1	0	-1	0	WAS 20	End of Half
6	12:19	10:14	2:05	Fumble	MIA 40	3	-2	0	-2	0	MIA 42	Punt
7	7:18	1:47	5:31	Punt	WAS 34	6	54	-24	30	2	MIA 36	Punt
8	11:34	10:22	1:12	Kickoff	WAS 20	3	11	-16	-5	0	WAS 15	Punt
9	10:22	7:35	2:47	Kickoff	WAS 35	7	36	0	36	2	MIA 29	Interception
10	5:00	2:17	2:43	Punt	WAS 31	9	49	0	49	3	MIA 20	Downs

(275) Average WAS 28

* inside opponent's 20

Time of Possession by Quarter		1st	2nd	3rd	4th	OT	Total
Visitor	Miami Dolphins	2:17	4:07	7:24	8:18		22:06
Home	Washington Redskins	12:43	10:53	7:36	6:42		37:54

Kickoff Drive No.-Start Average

Dolphins: 3 - MIA 23

Redskins: 4 - WAS 24

Play By Play

First Quarter

9/13/2015

MIA wins the coin toss and elects to defer. WAS elects to Receive, and MIA elects to defend the east goal.

A.Franks kicks 65 yards from MIA 35 to end zone, Touchback.

Washington Redskins at 15:00

- 1-10-WAS 20 (15:00) A.Morris left tackle to WAS 25 for 5 yards (K.Sheppard).
- 2-5-WAS 25 (14:30) (Shotgun) K.Cousins pass short right to A.Roberts to WAS 29 for 4 yards (B.Grimes).
- 3-1-WAS 29 (13:56) (Shotgun) K.Cousins pass incomplete short right to D.Jackson (J.Taylor).
PENALTY on MIA-J.Taylor, Defensive Pass Interference, 4 yards, enforced at WAS 29 - No Play. X1
- 1-10-WAS 33 (13:51) (Shotgun) A.Morris right guard to WAS 39 for 6 yards (K.Misi).
- 2-4-WAS 39 (13:19) K.Cousins pass short left to J.Reed to MIA 49 for 12 yards (Br.McCain, J.Taylor). P2
- 1-10-MIA 49 (12:40) *PENALTY on WAS-Trent.Williams, False Start, 5 yards, enforced at MIA 49 - No Play.*
- 1-15-WAS 46 (12:16) A.Morris right guard to MIA 45 for 9 yards (K.Misi, R.Jones).
- 2-6-MIA 45 (11:40) A.Morris left end to MIA 45 for no gain (K.Misi, K.Sheppard).
- 3-6-MIA 45 (11:40) (Shotgun) K.Cousins pass short left to J.Reed to MIA 36 for 9 yards (N.Suh; R.Jones). P3
- 1-10-MIA 36 (10:20) A.Morris left end to MIA 26 for 10 yards (J.Jenkins). R4
- 1-10-MIA 26 (9:40) K.Cousins sacked at MIA 34 for -8 yards (J.Phillips).
- 2-18-MIA 34 (9:00) A.Morris up the middle to MIA 29 for 5 yards (K.Misi).
- 3-13-MIA 29 (8:24) (Shotgun) C.Thompson right guard to MIA 27 for 2 yards (K.Misi).
- 4-11-MIA 27 **(7:45) K.Forbath 45 yard field goal is GOOD, Center-N.Sundberg, Holder-T.Way.**

MIA 0 WAS 3, 12 plays, 53 yards, 1 penalty, 7:21 drive, 7:21 elapsed

K.Forbath kicks 73 yards from WAS 35 to MIA -8. L.James to MIA 21 for 29 yards (K.Jarrett, J.Johnson).

Miami Dolphins at 7:39, (1st play from scrimmage 7:33)

- 1-10-MIA 21 (7:33) (Shotgun) R.Tannehill pass short middle to G.Jennings to MIA 29 for 8 yards (K.Robinson).
- 2-2-MIA 29 (7:01) L.Miller right end to MIA 30 for 1 yard (K.Robinson; D.Ihenacho).
- 3-1-MIA 30 (6:21) (Shotgun) L.Miller right guard to MIA 30 for no gain (D.Ihenacho, J.Hatcher).
- 4-1-MIA 30 (6:02) M.Darr punts 57 yards to WAS 13, Center-J.Denney. J.Crowder to WAS 23 for 10 yards (Z.Bowman; M.Thomas).

Washington Redskins at 5:49

- 1-10-WAS 23 (5:49) K.Cousins pass incomplete deep right to D.Jackson. WAS-D.Jackson was injured during the play. He is Out. 11-Jackson has a hamstring injury
- 2-10-WAS 23 (5:41) A.Morris right guard to WAS 29 for 6 yards (K.Sheppard).
- 3-4-WAS 29 (4:59) (Shotgun) K.Cousins pass short middle to P.Garcon to WAS 41 for 12 yards (J.Taylor, J.Jenkins). P5
- 1-10-WAS 41 (4:19) (No Huddle, Shotgun) M.Jones right guard to WAS 43 for 2 yards (N.Suh).
PENALTY on MIA-C.Wake, Defensive Offside, 5 yards, enforced at WAS 41 - No Play.
- 1-5-WAS 46 (3:56) M.Jones right end to WAS 46 for no gain (C.Mosley, K.Misi).
- 2-5-WAS 46 (3:16) K.Cousins pass incomplete short left to J.Reed. MIA-O.Vernon was injured during the play. His return is Questionable. 50- Vernon has an ankle injury
- 3-5-WAS 46 (3:11) (Shotgun) K.Cousins pass deep right to P.Garcon pushed ob at MIA 36 for 18 yards (W.Aikens). P6
- 1-10-MIA 36 (2:31) A.Morris left end to MIA 32 for 4 yards (T.Fede, E.Mitchell).
- 2-6-MIA 32 (1:58) A.Morris up the middle to MIA 29 for 3 yards (J.Jenkins).
- 3-3-MIA 29 (1:20) (Shotgun) C.Thompson left end to MIA 27 for 2 yards (J.Jenkins, Br.McCain).
Timeout #1 by WAS at 00:32.
- 4-1-MIA 27 (:32) K.Forbath 46 yard field goal is No Good, Wide Right, Center-N.Sundberg, Holder-T.Way.

Miami Dolphins at 0:27

- 1-10-MIA 36 (:27) (Shotgun) R.Tannehill pass incomplete short right to J.Cameron (J.Hatcher).
- 2-10-MIA 36 (:22) (Shotgun) R.Tannehill pass short left to J.Landry to MIA 44 for 8 yards (D.Goldson, K.Robinson).

END OF QUARTER

	Score	Time Poss	First Downs				Efficiencies	
			R	P	X	T	3 Down	4 Down
Miami Dolphins	0	2:17	0	0	0	0	0/1	0/0
Washington Redskins	3	12:43	1	4	1	6	3/5	0/0

Second Quarter

9/13/2015

Play By Play

Miami Dolphins continued.

- 3-2-MIA 44 (15:00) (Shotgun) R.Tannehill pass short middle to J.Landry to MIA 49 for 5 yards (K.Robinson). P1
- 1-10-MIA 49 (14:35) (No Huddle, Shotgun) R.Tannehill pass incomplete short right to J.Landry (D.Hall).
- 2-10-MIA 49 (14:32) L.Miller right tackle to 50 for 1 yard (D.Ihenacho; T.Murphy). WAS-D.Ihenacho was injured during the play. He is Out. 24-Ihenacho has a wrist injury
- 3-9-50 (14:00) (Shotgun) R.Tannehill pass incomplete short middle to J.Landry.
- Penalty on MIA-J.James, Illegal Formation, declined.*
- 4-9-50 (13:54) M.Darr punts 50 yards to end zone, Center-J.Denney, Touchback.

Washington Redskins at 13:46

- 1-10-WAS 20 (13:46) A.Morris right guard to WAS 20 for no gain (T.Fede).
- 2-10-WAS 20 (13:11) A.Morris left guard to WAS 22 for 2 yards (T.Fede).
- 3-8-WAS 22 (12:36) (Shotgun) K.Cousins pass short left to P.Garcon ran ob at WAS 36 for 14 yards [C.Wake].
PENALTY on WAS-P.Garcon, Offensive Pass Interference, 10 yards, enforced at WAS 22 - No Play.
- 3-18-WAS 12 (12:15) (Shotgun) K.Cousins pass short right intended for J.Reed INTERCEPTED by B.Grimes at WAS 23. B.Grimes ran ob at WAS 21 for 2 yards.

Miami Dolphins at 12:09

- 1-10-WAS 21 (12:09) (Shotgun) R.Tannehill pass incomplete deep left to D.Sims. MIA-D.Sims was injured during the play. He is Out. 80-Sims has a head injury
- 2-10-WAS 21 (12:02) (Shotgun) R.Tannehill pass short right to J.Cameron to WAS 15 for 6 yards (T.Robinson).
- 3-4-WAS 15 (11:26) (Shotgun) R.Tannehill pass short right to D.Williams to WAS 12 for 3 yards (D.Goldson).
- 4-1-WAS 12 (10:44) J.Linkenbach reported in as eligible. D.Williams left end to WAS 12 for no gain (R.Kerrigan).

Washington Redskins at 10:38

- 1-10-WAS 12 (10:38) A.Morris right guard to WAS 26 for 14 yards (R.Jones).
PENALTY on WAS-J.Reed, Offensive Holding, 10 yards, enforced at WAS 26.
- 1-6-WAS 16 (10:16) A.Morris right guard to WAS 20 for 4 yards (J.Jenkins).
- 2-2-WAS 20 (9:48) A.Morris left tackle to WAS 24 for 4 yards (K.Misi). R7
- 1-10-WAS 24 (9:13) K.Cousins pass deep middle to P.Garcon to WAS 46 for 22 yards (Br.McCain). P8
- 1-10-WAS 46 (8:28) M.Jones left guard to MIA 49 for 5 yards (Z.Vigil, R.Jones).
- 2-5-MIA 49 (7:53) M.Jones left tackle to MIA 45 for 4 yards (E.Mitchell, K.Sheppard).
- 3-1-MIA 45 (7:13) M.Jones right end to MIA 39 for 6 yards (R.Jones, Br.McCain). R9
- 1-10-MIA 39 (6:31) M.Jones up the middle to MIA 35 for 4 yards (J.Jenkins, Br.McCain).
- 2-6-MIA 35 (5:50) J.Crowder left end to MIA 33 for 2 yards (R.Jones). End around
- 3-4-MIA 33 (5:06) (Shotgun) K.Cousins pass short left to J.Reed to MIA 27 for 6 yards (R.Jones; J.Taylor). P10
- 1-10-MIA 27 (4:22) (Shotgun) K.Cousins pass short left to P.Garcon to MIA 23 for 4 yards (J.Taylor).
- 2-6-MIA 23 (3:35) A.Morris left end to MIA 14 for 9 yards (N.Suh). R11
- 1-10-MIA 14 (2:56) (No Huddle, Shotgun) K.Cousins pass short left to D.Carrier pushed ob at MIA 5 for 9 yards (J.Jenkins).
Timeout #1 by MIA at 02:38.
- 2-1-MIA 5 (2:38) A.Morris up the middle to MIA 1 for 4 yards (T.Fede). R12
- 1-1-MIA 1 (2:05) A.Morris left tackle to MIA 4 for -3 yards (R.Jones).

Two-Minute Warning

- 2-4-MIA 4 (2:00) K.Cousins pass incomplete short right to R.Grant.
- 3-4-MIA 4 (1:54) (Shotgun) K.Cousins pass short left to J.Reed for 4 yards, TOUCHDOWN. P13
K.Forbath extra point is GOOD, Center-N.Sundberg, Holder-T.Way.

MIA 0 WAS 10, 17 plays, 88 yards, 8:49 drive, 13:11 elapsed

K.Forbath kicks 65 yards from WAS 35 to end zone, Touchback.

Miami Dolphins at 1:49

- 1-10-MIA 20 (1:49) (Shotgun) R.Tannehill pass deep right to J.Cameron to MIA 47 for 27 yards (T.Robinson). WAS-D.Hall was injured during the play. P2
Timeout #2 by WAS at 01:42. Charged due to injury within 10 minutes
- 1-10-MIA 47 (1:38) (Shotgun) R.Tannehill pass short right to G.Jennings ran ob at WAS 42 for 11 yards [C.Baker]. P3
PENALTY on WAS-C.Baker, Roughing the Passer, 15 yards, enforced at WAS 42. X4
- 1-10-WAS 27 (1:31) (Shotgun) R.Tannehill sacked at WAS 28 for -1 yards (J.Hatcher).
- 2-11-WAS 28 (1:02) (No Huddle, Shotgun) R.Tannehill pass incomplete deep right to K.Stills.

Miami Dolphins vs Washington Redskins at FedExField

- 3-11-WAS 28 (:58) (Shotgun) R.Tannehill pass short right to K.Stills to WAS 16 for 12 yards (D.Amerson). P5
Penalty on WAS-C.Culliver, Illegal Use of Hands, declined.
- 1-10-WAS 16 (:50) (Shotgun) R.Tannehill pass incomplete deep right to J.Cameron.
- 2-10-WAS 16 (:46) (Shotgun) R.Tannehill pass short right to J.Cameron to WAS 3 for 13 yards (D.Amerson). P6
 Timeout #2 by MIA at 00:39.
- 1-3-WAS 3 (:37) (Shotgun) R.Tannehill pass incomplete short right to J.Landry (D.Amerson).
- 2-3-WAS 3 **(:32) (Shotgun) R.Tannehill pass short right to R.Matthews for 3 yards, TOUCHDOWN.** P7
 A.Franks extra point is GOOD, Center-J.Denney, Holder-M.Darr.

MIA 7 WAS 10, 9 plays, 80 yards, 1 penalty, 1:22 drive, 14:33 elapsed

A.Franks kicks 65 yards from MIA 35 to end zone, Touchback.

Washington Redskins at 0:27

- 1-10-WAS 20 (:27) K.Cousins kneels to WAS 19 for -1 yards.

END OF QUARTER

	Score	Time Poss	First Downs				Efficiencies	
			R	P	X	T	3 Down	4 Down
Miami Dolphins	7	4:07	0	6	1	7	2/4	0/1
Washington Redskins	10	10:53	4	3	0	7	3/4	0/0

Third Quarter

9/13/2015

Play By Play

MIA elects to Receive, and WAS elects to defend the West goal.

K.Forbath kicks 63 yards from WAS 35 to MIA 2. L.James to MIA 26 for 24 yards (P.Smith). FUMBLES (P.Smith), and recovers at MIA 27. L.James to MIA 27 for no gain (M.Spaight).

Miami Dolphins at 15:00, (1st play from scrimmage 14:50)

- 1-10-MIA 27 (14:50) (Shotgun) R.Tannehill pass short middle to R.Matthews to MIA 42 for 15 yards (D.Hall). P8
- 1-10-MIA 42 (14:15) (Shotgun) R.Tannehill right tackle to MIA 45 for 3 yards (K.Robinson).
- 2-7-MIA 45 (13:38) (Shotgun) R.Tannehill pass incomplete short right to J.Cameron.
- 3-7-MIA 45 (13:34) (Shotgun) R.Tannehill pass deep right to J.Cameron to WAS 28 for 27 yards (T.Robinson). P9
- 1-10-WAS 28 (13:29) (No Huddle, Shotgun) R.Tannehill pass short left to J.Landry pushed ob at WAS 22 for 6 yards (J.Rogers).
- 2-4-WAS 22 (12:40) (Shotgun) R.Tannehill pass incomplete short right to R.Matthews.
- 3-4-WAS 22 (12:34) (Shotgun) R.Tannehill sacked at WAS 35 for -13 yards (P.Smith). FUMBLES (P.Smith) [P.Smith], RECOVERED by WAS-P.Smith at MIA 40. P.Smith to MIA 40 for no gain (R.Tannehill).

Washington Redskins at 12:19

- 1-10-MIA 40 (12:19) A.Morris left end to MIA 42 for -2 yards (E.Mitchell).
- 2-12-MIA 42 (11:47) K.Cousins pass short right to D.Young to MIA 42 for no gain (K.Sheppard).
- 3-12-MIA 42 (11:01) (Shotgun) K.Cousins pass short left to J.Crowder to MIA 42 for no gain (J.Taylor).
- 4-12-MIA 42 (10:48) T.Way punts 34 yards to MIA 8, Center-N.Sundberg. J.Landry to MIA 13 for 5 yards (J.Johnson).

Miami Dolphins at 10:14

- 1-10-MIA 13 (10:14) (Shotgun) R.Tannehill pass short middle to R.Matthews to MIA 20 for 7 yards (P.Riley).
- 2-3-MIA 20 (10:07) (Shotgun) L.Miller right end to MIA 27 for 7 yards (D.Goldson). R10
- 1-10-MIA 27 (9:07) (Shotgun) R.Tannehill pass short left to J.Landry to MIA 31 for 4 yards (T.Knighton).
- 2-6-MIA 31 (8:44) (Shotgun) R.Tannehill sacked at MIA 26 for -5 yards (sack split by R.Kerrigan and C.Baker).
- 3-11-MIA 26 (8:06) (Shotgun) R.Tannehill pass short left to G.Jennings pushed ob at MIA 36 for 10 yards (D.Goldson).
- 4-1-MIA 36 (7:42) (Punt formation) *PENALTY on MIA-M.Darr, Delay of Game, 5 yards, enforced at MIA 36 - No Play.*
- 4-6-MIA 31 (7:31) M.Darr punts 63 yards to WAS 6, Center-J.Denney. J.Crowder to WAS 19 for 13 yards (S.Paysinger).
PENALTY on MIA-Bo.McCain, Unsportsmanlike Conduct, 15 yards, enforced at WAS 19.

Washington Redskins at 7:18

- 1-10-WAS 34 (7:18) *PENALTY on WAS-M.Moses, False Start, 5 yards, enforced at WAS 34 - No Play.*
- 1-15-WAS 29 (7:18) K.Cousins pass short left to P.Garcon to WAS 35 for 6 yards (J.Taylor).
- 2-9-WAS 35 (6:47) (Shotgun) C.Thompson left end to WAS 42 for 7 yards (R.Jones).
- 3-2-WAS 42 (6:07) (Shotgun) K.Cousins sacked at WAS 35 for -7 yards (C.Wake).
PENALTY on MIA-J.Taylor, Defensive Holding, 5 yards, enforced at WAS 42 - No Play. X14
- 1-10-WAS 47 (5:39) (Shotgun) K.Cousins pass deep middle to J.Reed to MIA 28 for 25 yards (J.Jenkins). P15
- 1-10-MIA 28 (4:58) A.Morris right end pushed ob at MIA 22 for 6 yards (K.Misi).
- 2-4-MIA 22 (4:17) K.Cousins pass short middle to D.Carrier to MIA 23 for -1 yards (K.Misi).
- 3-5-MIA 23 (3:29) (Shotgun) *PENALTY on WAS-K.Cousins, Delay of Game, 5 yards, enforced at MIA 23 - No Play.*
- 3-10-MIA 28 (3:07) (Shotgun) K.Cousins pass short right to P.Garcon to MIA 19 for 9 yards (J.Jenkins, W.Aikens).
PENALTY on WAS-J.Reed, Offensive Pass Interference, 9 yards, enforced at MIA 28 - No Play.
- 3-19-MIA 37 (2:43) K.Cousins pass short left to C.Thompson pushed ob at MIA 30 for 7 yards (J.Jenkins).
PENALTY on WAS-T.Nsekhe, Offensive Holding, 10 yards, enforced at MIA 37 - No Play.
- 3-29-MIA 47 (2:20) (Shotgun) A.Morris left end pushed ob at MIA 36 for 11 yards (J.Taylor).
- 4-18-MIA 36 (2:16) T.Way punts 36 yards to end zone, Center-N.Sundberg, Touchback.

Miami Dolphins at 1:47

- 1-10-MIA 20 (1:47) (Shotgun) R.Tannehill pass short right to J.Landry pushed ob at MIA 31 for 11 yards (J.Rogers; D.Hall). P11
- 1-10-MIA 31 (1:19) (Shotgun) L.Miller right tackle to MIA 43 for 12 yards (T.Robinson). R12
- 1-10-MIA 43 (:43) (Shotgun) L.Miller right end to WAS 40 for 17 yards (D.Hall). R13
- 1-10-WAS 40 (:01) (Shotgun) R.Tannehill pass short middle to J.Landry to WAS 20 for 20 yards (D.Hall). P14

END OF QUARTER

	Score	Time Poss	First Downs				Efficiencies	
			R	P	X	T	3 Down	4 Down
Miami Dolphins	7	7:24	3	4	0	7	1/3	0/0
Washington Redskins	10	7:36	0	1	1	2	0/2	0/0

Fourth Quarter

9/13/2015

Play By Play

Miami Dolphins continued.

<u>1-10-WAS 20</u>	(15:00) (Shotgun) R.Tannehill pass incomplete short left to K.Stills (K.Robinson).	
2-10-WAS 20	(14:56) (Shotgun) J.Landry left tackle to WAS 6 for 14 yards (T.Robinson, J.Rogers). end around	R15
<u>1-6-WAS 6</u>	(14:14) (Shotgun) R.Tannehill pass incomplete short left to J.Cameron (K.Robinson) [S.Paea]. <i>PENALTY on WAS-K.Robinson, Defensive Pass Interference, 3 yards, enforced at WAS 6 - No Play.</i>	X16
<u>1-3-WAS 3</u>	(14:09) R.Tannehill pass short right to J.Landry to WAS 10 for -7 yards (D.Hall, C.Culliver).	
2-10-WAS 10	(13:18) (Shotgun) R.Tannehill right end pushed ob at WAS 5 for 5 yards (D.Hall; P.Riley).	
3-5-WAS 5	(12:42) (Shotgun) <i>PENALTY on MIA-R.Tannehill, Delay of Game, 5 yards, enforced at WAS 5 - No Play.</i>	
3-10-WAS 10	(12:20) (Shotgun) R.Tannehill pass short left to J.Landry to WAS 4 for 6 yards (T.Murphy; J.Rogers).	
4-4-WAS 4	(12:10) A.Franks 22 yard field goal is GOOD, Center-J.Denney, Holder-M.Darr.	

MIA 10 WAS 10, 10 plays, 76 yards, 1 penalty, 5:13 drive, 3:26 elapsed

A.Franks kicks 65 yards from MIA 35 to end zone, Touchback.

Washington Redskins at 11:34

1-10-WAS 20	(11:34) A.Morris left tackle to WAS 24 for 4 yards (J.Jenkins; Z.Vigil). <i>PENALTY on WAS-D.Carrier, Offensive Holding, 10 yards, enforced at WAS 20 - No Play.</i>	
1-20-WAS 10	(11:13) (Shotgun) K.Cousins pass incomplete short left to A.Roberts.	
2-20-WAS 10	(11:08) A.Morris right end to WAS 12 for 2 yards (D.Shelby; B.Grimes). <i>PENALTY on WAS-M.Moses, Unnecessary Roughness, 6 yards, enforced at WAS 12.</i>	
3-24-WAS 6	(10:55) M.Jones right end to WAS 15 for 9 yards (E.Mitchell). <i>Penalty on WAS-M.Moses, Offensive Holding, declined.</i> <i>Penalty on WAS-K.Lichtensteiger, Illegal Formation, declined.</i>	
4-15-WAS 15	(10:38) T.Way punts 54 yards to MIA 31, Center-N.Sundberg. J.Landry for 69 yards, TOUCHDOWN.	

Miami Dolphins at 10:22

A.Franks extra point is GOOD, Center-J.Denney, Holder-M.Darr.

MIA 17 WAS 10, 0 plays, 69 yards, 0:00 drive , 4:38 elapsed

A.Franks kicks 66 yards from MIA 35 to WAS -1. C.Thompson pushed ob at WAS 35 for 36 yards (W.Aikens).

Washington Redskins at 10:22, (1st play from scrimmage 10:14)

1-10-WAS 35	(10:14) A.Morris up the middle to WAS 38 for 3 yards (J.Jenkins; T.Fede).	
2-7-WAS 38	(9:48) (No Huddle) K.Cousins pass deep middle to A.Roberts to MIA 44 for 18 yards (R.Jones).	P16
<u>1-10-MIA 44</u>	(9:13) (Shotgun) K.Cousins pass short left to J.Reed pushed ob at MIA 41 for 3 yards (K.Misi).	
2-7-MIA 41	(8:49) K.Cousins pass short middle to R.Grant to MIA 26 for 15 yards (R.Jones; Br.McCain).	P17
<u>1-10-MIA 26</u>	(8:10) K.Cousins FUMBLES (Aborted) at MIA 26, ball out of bounds at MIA 29.	
2-13-MIA 29	(7:52) (Shotgun) K.Cousins pass incomplete deep right to J.Reed (R.Jones).	
3-13-MIA 29	(7:40) (Shotgun) K.Cousins pass deep left intended for P.Garcon INTERCEPTED by Br.McCain at MIA 2. Br.McCain ran ob at MIA 2 for no gain.	

Miami Dolphins at 7:35

1-10-MIA 2	(7:35) L.Miller left end to MIA 9 for 7 yards (D.Goldson).	
2-3-MIA 9	(7:04) L.Miller right tackle to MIA 11 for 2 yards (C.Baker; P.Riley).	
3-1-MIA 11	(6:23) (Shotgun) R.Tannehill pass short right to R.Matthews to MIA 20 for 9 yards (D.Hall).	P17
<u>1-10-MIA 20</u>	(5:47) (Shotgun) L.Miller left tackle to MIA 22 for 2 yards (J.Hatcher, T.Robinson).	
2-8-MIA 22	(5:21) (No Huddle, Shotgun) R.Tannehill pass incomplete deep right to J.Landry.	
3-8-MIA 22	(5:13) (Shotgun) R.Tannehill pass incomplete short middle to R.Matthews (R.Kerrigan).	
4-8-MIA 22	(5:08) M.Darr punts 47 yards to WAS 31, Center-J.Denney, fair catch by J.Crowder.	

Washington Redskins at 5:00

1-10-WAS 31	(5:00) (Shotgun) K.Cousins pass incomplete deep left to P.Garcon (J.Taylor).	
2-10-WAS 31	(4:51) (Shotgun) K.Cousins pass short middle to A.Roberts to WAS 45 for 14 yards (W.Aikens, K.Misi).	P18
<u>1-10-WAS 45</u>	(4:15) A.Morris up the middle to MIA 48 for 7 yards (J.Taylor; J.Jenkins).	
2-3-MIA 48	(3:44) K.Cousins pass short middle to P.Garcon to MIA 36 for 12 yards (J.Taylor).	P19
<u>1-10-MIA 36</u>	(3:14) A.Morris left end pushed ob at MIA 23 for 13 yards (R.Jones).	R20
<u>1-10-MIA 23</u>	(3:09) A.Morris left end to MIA 24 for -1 yards (T.Fede; J.Jenkins).	
2-11-MIA 24	(2:33) (Shotgun) K.Cousins pass short left to J.Reed pushed ob at MIA 20 for 4 yards (M.Thomas).	
3-7-MIA 20	(2:27) (No Huddle, Shotgun) K.Cousins pass incomplete short left to C.Thompson.	

Miami Dolphins vs Washington Redskins at FedExField

Timeout #1 by WAS at 02:22.

4-7-MIA 20 (2:22) (Shotgun) K.Cousins pass incomplete short middle to J.Reed.

Miami Dolphins at 2:17

1-10-MIA 20 (2:17) L.Miller left end to MIA 14 for -6 yards (T.Robinson).

Two-Minute Warning

2-16-MIA 14 (2:00) (Shotgun) R.Tannehill pass short right to L.Miller to MIA 36 for 22 yards (D.Hall). P18

Timeout #2 by WAS at 01:48.

1-10-MIA 36 (1:48) (Shotgun) L.Miller right tackle to MIA 37 for 1 yard (C.Baker; T.Murphy).

Timeout #3 by WAS at 01:43.

2-9-MIA 37 (1:43) (Shotgun) L.Miller right guard to MIA 38 for 1 yard (J.Hatcher).

Timeout #1 by MIA at 00:58.

3-8-MIA 38 (:58) (Shotgun) L.Miller right guard to MIA 46 for 8 yards (D.Goldson, T.Robinson). R19

1-10-MIA 46 (:27) J.Linkenbach reported in as eligible. R.Tannehill kneels to MIA 45 for -1 yards.

END OF QUARTER

		Time	First Downs				Efficiencies	
	Score	Poss	R	P	X	T	3 Down	4 Down
Miami Dolphins	17	8:18	2	2	1	5	2/4	0/0
Washington Redskins	10	6:42	1	4	0	5	0/3	0/1

Miscellaneous Statistics Report

Miami Dolphins vs Washington Redskins

9/13/2015 at FedExField

Ten Longest Plays for Miami Dolphins

Yards	Qtr	Play Start	Play Description
27	2	1-10-MIA 20	(1:49) (Shotgun) R.Tannehill pass deep right to J.Cameron to MIA 47 for 27 yards (T.Robinson). WAS-D.Hall was injured during the play.
27	3	3-7-MIA 45	(13:34) (Shotgun) R.Tannehill pass deep right to J.Cameron to WAS 28 for 27 yards (T.Robinson).
26	2	1-10-MIA 47	(1:38) (Shotgun) R.Tannehill pass short right to G.Jennings ran ob at WAS 42 for 11 yards [C.Baker]. PENALTY on WAS-C.Baker, Roughing the Passer, 15 yards, enforced at WAS 42.
22	4	2-16-MIA 14	(2:00) (Shotgun) R.Tannehill pass short right to L.Miller to MIA 36 for 22 yards (D.Hall).
20	3	1-10-WAS 40	(:01) (Shotgun) R.Tannehill pass short middle to J.Landry to WAS 20 for 20 yards (D.Hall).
17	3	1-10-MIA 43	(:43) (Shotgun) L.Miller right end to WAS 40 for 17 yards (D.Hall).
15	3	1-10-MIA 27	(14:50) (Shotgun) R.Tannehill pass short middle to R.Matthews to MIA 42 for 15 yards (D.Hall).
14	4	2-10-WAS 20	(14:56) (Shotgun) J.Landry left tackle to WAS 6 for 14 yards (T.Robinson, J.Rogers). end around
13	2	2-10-WAS 16	(:46) (Shotgun) R.Tannehill pass short right to J.Cameron to WAS 3 for 13 yards (D.Amerson).
12	2	3-11-WAS 28	(:58) (Shotgun) R.Tannehill pass short right to K.Stills to WAS 16 for 12 yards (D.Amerson). Penalty on WAS-C.Culliver, Illegal Use of Hands, declined.

Ten Longest Plays for Washington Redskins

Yards	Qtr	Play Start	Play Description
25	3	1-10-WAS 47	(5:39) (Shotgun) K.Cousins pass deep middle to J.Reed to MIA 28 for 25 yards (J.Jenkins).
22	2	1-10-WAS 24	(9:13) K.Cousins pass deep middle to P.Garcon to WAS 46 for 22 yards (Br.McCain).
18	1	3-5-WAS 46	(3:11) (Shotgun) K.Cousins pass deep right to P.Garcon pushed ob at MIA 36 for 18 yards (W.Aikens).
18	4	2-7-WAS 38	(9:48) (No Huddle) K.Cousins pass deep middle to A.Roberts to MIA 44 for 18 yards (R.Jones).
15	4	2-7-MIA 41	(8:49) K.Cousins pass short middle to R.Grant to MIA 26 for 15 yards (R.Jones; Br.McCain).
14	4	2-10-WAS 31	(4:51) (Shotgun) K.Cousins pass short middle to A.Roberts to WAS 45 for 14 yards (W.Aikens, K.Misi).
13	4	1-10-MIA 36	(3:14) A.Morris left end pushed ob at MIA 23 for 13 yards (R.Jones).
12	1	2-4-WAS 39	(13:19) K.Cousins pass short left to J.Reed to MIA 49 for 12 yards (Br.McCain, J.Taylor).
12	1	3-4-WAS 29	(4:59) (Shotgun) K.Cousins pass short middle to P.Garcon to WAS 41 for 12 yards (J.Taylor, J.Jenkins).
12	4	2-3-MIA 48	(3:44) K.Cousins pass short middle to P.Garcon to MIA 36 for 12 yards (J.Taylor).

Touchdown Scoring Information

		Offense	Defense	Special Teams
VISITOR	Miami Dolphins	1	0	1
HOME	Washington Redskins	1	0	0

Player Scoring Information

Club	Player	TD	Rush TD	Rec TD	KO TD	Punt TD	Int TD	Fum TD	Misc TD	FG	XP	2Pt Rush	2Pt Rec	Sfty	Points
MIA	R.Matthews	0	0	1	0	0	0	0	0	0	0	0	0	0	6
MIA	J.Landry	0	0	0	0	1	0	0	0	0	0	0	0	0	6
MIA	A.Franks	0	0	0	0	0	0	0	0	1	2	0	0	0	5
WAS	J.Reed	0	0	1	0	0	0	0	0	0	0	0	0	0	6
WAS	K.Forbath	0	0	0	0	0	0	0	0	1	1	0	0	0	4

Possession Detail

	First Half		Second Half		Game	
	Visitor	Home	Visitor	Home	Visitor	Home
Largest Lead	0	10	7	0	7	10
Drives Leading	0	4	2	2	2	6
Time of Possession Leading	0:00	16:15	4:52	7:36	4:52	23:51
Largest Deficit	-10	0	0	-7	-10	-7
Drives Trailing	4	0	3	2	7	2
Time of Possession Trailing	6:24	0:00	10:50	5:30	17:14	5:30
Times Score Tied Up		0		1		1
Lead Changes		1		1		2

National Football League Game Summary

NFL Copyright © 2015 by The National Football League. All rights reserved. This summary and play-by-play is for the express purpose of assisting media in their coverage of the game; any other use of this material is prohibited without the written permission of the National Football League. Updated: 11/10/2015

Date: Sunday, 9/20/2015

St. Louis Rams at Washington Redskins
at FedExField, Landover, Md

Start Time: 1:03 PM EST

Game Day Weather

Game Weather: Cloudy
Played Outdoors on Turf: Grass

Temp: 72° F (22.2° C) Humidity: 56%, Wind: N 9 mph
Outdoor Weather: Cloudy,

Officials

Referee: Hochuli, Ed (85) Umpire: Martin, Clay (19) Head Linesman: Turner, Patrick (13)
Line Judge: Baynes, Rusty (59) Side Judge: Meyer, Greg (78) Field Judge: Hill, Adrian (29)
Back Judge: Helverson, Scott (93) Replay Official: Sifferman, Tom ()

Lineups

St. Louis Rams			Washington Redskins				
Offense		Defense	Offense		Defense		
WR 18	K.Britt	LDE 91	C.Long	TE 89	D.Carrier	LDE 90	S.Paea
TE 89	J.Cook	LDT 99	A.Donald	LT 71	Trent.Williams	NT 98	T.Knighton
LT 73	G.Robinson	RDT 90	M.Brockers	LG 77	S.Lauvao	RDE 97	J.Hatcher
LG 68	J.Brown	RDE 94	R.Quinn	C 78	K.Lichtensteiger	SLB 93	T.Murphy
C 61	T.Barnes	LLB 52	A.Ogletree	RG 75	B.Scherff	MIKE 52	K.Robinson
RG 76	R.Saffold	MLB 55	J.Laurinaitis	RT 76	M.Moses	MO 56	P.Riley
RT 79	R.Havenstein	RLB 56	A.Ayers	TE 86	J.Reed	WLB 91	R.Kerrigan
TE 88	L.Kendricks	LCB 47	M.Roberson	WR 88	P.Garcon	CB 23	D.Hall
WR 11	T.Austin	RCB 21	J.Jenkins	QB 8	K.Cousins	CB 26	B.Breeland
QB 5	N.Foles	FS 23	R.McLeod	TE 85	A.McCoy	SS 34	T.Robinson
RB 27	T.Mason	SS 25	T.McDonald	RB 46	A.Morris	FS 38	D.Goldson

Substitutions

K 4 G.Zuerlein, P 6 J.Hekker, WR 12 S.Bailey, WR 15 B.Marquez, WR 19 C.Givens, DB 20 L.Joyner, CB 22 T.Johnson, RB 24 I.Pead, S 26 M.Barron, S 31 M.Alexander, RB 36 B.Cunningham, S 38 C.Davis, LS 44 J.McQuaide, TE 46 C.Harkey, LB 50 C.Lynch, LB 53 D.Bates, LB 54 B.Hager, T 64 A.Donnal, OL 65 D.Rhaney, T 71 G.Reynolds, DL 93 E.Westbrooks, DE 95 W.Hayes, DT 98 N.Fairley

Substitutions

K 3 D.Hopkins, P 5 T.Way, WR 12 A.Roberts, WR 14 R.Grant, WR 19 R.Ross, S 20 J.Johnson, RB 25 C.Thompson, S 30 K.Jarrett, RB 31 M.Jones, FB 36 D.Young, CB 39 D.Amerson, CB 41 W.Blackmon, LB 51 W.Compton, LB 53 J.Jeffcoat, LS 57 N.Sundberg, LB 59 T.Plummer, DE 64 K.Golston, C/G 67 J.LeRibeus, WR 80 J.Crowder, DL 92 C.Baker, LB 94 P.Smith, DE 99 R.Jean Francois

Did Not Play

QB 17 C.Keenum

Did Not Play

QB 16 C.McCoy, T 79 T.Nsekhe

Not Active

QB 14 S.Mannion, RB 30 T.Gurley, RB 34 C.Reynolds, T 63 D.Williams, OL 69 C.Wichmann, WR 83 B.Quick, DE 97 E.Sims

Not Active

QB 10 R.Griffin, WR 11 D.Jackson, CB 35 J.Rogers, LB 50 M.Spaight, G 61 S.Long, T 68 T.Compton, G 74 A.Kouandjio

Field Goals (made () & missed)

	G.Zuerlein (52)	D.Hopkins (46)	1	2	3	4	OT	Total
VISITOR: St. Louis Rams			0	0	10	0	0	10
HOME: Washington Redskins			10	7	0	7	0	24

Scoring Plays

Team	Qtr	Time	Play Description (Extra Point) (Drive Info)	Visitor	Home
Redskins	1	7:05	M.Jones 39 yd. run (D.Hopkins kick) (3-72, 1:18)	0	7
Redskins	1	0:53	D.Hopkins 46 yd. Field Goal (8-38, 4:27)	0	10
Redskins	2	3:02	P.Garcon 4 yd. pass from K.Cousins (D.Hopkins kick) (12-82, 7:44)	0	17
Rams	3	9:33	G.Zuerlein 52 yd. Field Goal (6-34, 3:15)	3	17
Rams	3	7:01	K.Britt 40 yd. pass from N.Foles (G.Zuerlein kick) (2-49, 0:54)	10	17
Redskins	4	2:38	M.Jones 3 yd. run (D.Hopkins kick) (12-77, 6:49)	10	24

Paid Attendance: 72,460

Time: 2:52

Final Individual Statistics

St. Louis Rams

Washington Redskins

RUSHING						RUSHING					
	ATT	YDS	AVG	LG	TD		ATT	YDS	AVG	LG	TD
T.Austin	4	40	10.0	16	0	M.Jones	19	123	6.5	39	2
T.Mason	7	26	3.7	13	0	A.Morris	18	59	3.3	35	0
N.Foles	1	1	1.0	1	0						
B.Cunningham	1	0	0.0	0	0						
Total	13	67	5.2	16	0	Total	37	182	4.9	39	2

PASSING									PASSING								
	ATT	CMP	YDS	SK/YD	TD	LG	IN	RT		ATT	CMP	YDS	SK/YD	TD	LG	IN	RT
N.Foles	32	17	150	1/4	1	40	0	76.3	K.Cousins	27	23	203	2/12	1	35	0	110.3
Total	32	17	150	1/4	1	40	0	76.3	Total	27	23	203	2/12	1	35	0	110.3

PASS RECEIVING								PASS RECEIVING							
	TAR	REC	YDS	AVG	LG	TD		TAR	REC	YDS	AVG	LG	TD		
J.Cook	7	5	47	9.4	14	0	J.Reed	6	6	82	13.7	29	0		
B.Cunningham	6	4	27	6.8	10	0	P.Garcon	7	6	23	3.8	6	1		
K.Britt	4	2	44	22.0	40	1	R.Grant	6	3	45	15.0	35	0		
T.Mason	5	2	4	2.0	3	0	M.Jones	3	3	23	7.7	18	0		
L.Kendricks	2	1	15	15.0	15	0	A.Morris	2	2	13	6.5	9	0		
C.Givens	1	1	7	7.0	7	0	C.Thompson	1	1	10	10.0	10	0		
T.Austin	3	1	6	6.0	6	0	J.Crowder	1	1	7	7.0	7	0		
S.Bailey	4	1	0	0.0	0	0	A.Roberts	1	1	0	0.0	0	0		
Total	32	17	150	8.8	40	1	Total	27	23	203	8.8	35	1		

INTERCEPTIONS						INTERCEPTIONS					
	NO	YDS	AVG	LG	TD		NO	YDS	AVG	LG	TD
Total	0	0	0	0	0	Total	0	0	0	0	0

PUNTING								PUNTING							
	NO	YDS	AVG	NET	TB	IN20	LG		NO	YDS	AVG	NET	TB	IN20	LG
J.Hekker	8	381	47.6	46.1	0	4	53	T.Way	6	244	40.7	37.3	1	1	56
Total	8	381	47.6	46.1	0	4	53	Total	6	244	40.7	37.3	1	1	56

PUNT RETURNS								PUNT RETURNS							
	NO	YDS	AVG	FC	LG	TD		NO	YDS	AVG	FC	LG	TD		
[DOWNED]	4	0	0.0	0	0	0	J.Crowder	5	12	2.4	2	10	0		
[OUT OF BOUNDS]	1	0	0.0	0	0	0	[OUT OF BOUNDS]	1	0	0.0	0	0	0		
[TOUCHBACK]	1	0	0.0	0	0	0									
Total	0	0	0.0	0	0	0	Total	5	12	2.4	2	10	0		

KICKOFF RETURNS								KICKOFF RETURNS							
	NO	YDS	AVG	FC	LG	TD		NO	YDS	AVG	FC	LG	TD		
B.Cunningham	1	28	28.0	0	28	0	R.Ross	1	23	23.0	0	23	0		
[TOUCHBACK]	4	0	0.0	0	0	0	[TOUCHBACK]	2	0	0.0	0	0	0		
Total	1	28	28.0	0	28	0	Total	1	23	23.0	0	23	0		

St. Louis Rams

FUMBLES											
	FUM	LOST	OWN-REC	YDS	TD	FORCED	OPP-REC	YDS	TD	OUT-BDS	
N.Foles	1	0	1	0	0	0	0	0	0	0	
T.Mason	1	0	0	0	0	0	0	0	0	0	
S.Bailey	0	0	1	0	0	0	0	0	0	0	
R.Quinn	0	0	0	0	0	1	0	0	0	0	
T.McDonald	0	0	0	0	0	0	1	0	0	0	
Total	2	0	2	0	0	1	1	0	0	0	

Washington Redskins

FUMBLES											
	FUM	LOST	OWN-REC	YDS	TD	FORCED	OPP-REC	YDS	TD	OUT-BDS	
M.Jones	1	1	0	0	0	0	0	0	0	0	
R.Kerrigan	0	0	0	0	0	1	0	0	0	0	
Total	1	1	0	0	0	1	0	0	0	0	

St. Louis Rams vs Washington Redskins
9/20/2015 at FedExField

Final Team Statistics

	Visitor Rams	Home Redskins
TOTAL FIRST DOWNS	11	19
By Rushing	4	8
By Passing	6	10
By Penalty	1	1
THIRD DOWN EFFICIENCY	2-12-17%	8-16-50%
FOURTH DOWN EFFICIENCY	0-1-0%	0-0-0%
TOTAL NET YARDS	213	373
Total Offensive Plays (inc. times thrown passing)	46	66
Average gain per offensive play	4.6	5.7
NET YARDS RUSHING	67	182
Total Rushing Plays	13	37
Average gain per rushing play	5.2	4.9
Tackles for a loss-number and yards	1-1	5-9
NET YARDS PASSING	146	191
Times thrown - yards lost attempting to pass	1-4	2-12
Gross yards passing	150	203
PASS ATTEMPTS-COMPLETIONS-HAD INTERCEPTED	32-17-0	27-23-0
Avg gain per pass play (inc.# thrown passing)	4.4	6.6
KICKOFFS Number-In End Zone-Touchbacks	3-2-2	5-5-4
PUNTS Number and Average	8-47.6	6-40.7
Had Blocked	0	0
FGs - PATs Had Blocked	0-0	0-0
Net Punting Average	46.1	37.3
TOTAL RETURN YARDAGE (Not Including Kickoffs)	0	12
No. and Yards Punt Returns	0-0	5-12
No. and Yards Kickoff Returns	1-28	1-23
No. and Yards Interception Returns	0-0	0-0
PENALTIES Number and Yards	9-80	7-53
FUMBLES Number and Lost	2-0	1-1
TOUCHDOWNS	1	3
Rushing	0	2
Passing	1	1
EXTRA POINTS Made-Attempts	1-1	3-3
Kicking Made-Attempts	1-1	3-3
FIELD GOALS Made-Attempts	1-1	1-1
RED ZONE EFFICIENCY	0-0-0%	2-2-100%
GOAL TO GO EFFICIENCY	0-0-0%	2-2-100%
SAFETIES	0	0
FINAL SCORE	10	24
TIME OF POSSESSION	22:16	37:44

St. Louis Rams vs Washington Redskins
9/20/2015 at FedExField

Ball Possession And Drive Chart

St. Louis Rams

#	Time Recd	Time Lost	Time Poss	How Ball Obtained	Drive Began	# Play	Yds Gain	Yds Pen	Net Yds	1st Down	Last Scrm	How Given Up
1	15:00	12:26	2:34	Kickoff	SL 20	4	13	0	13	1	SL 33	Punt
2	9:34	8:23	1:11	Punt	SL 11	4	15	0	15	1	SL 26	Punt
3	7:05	5:20	1:45	Kickoff	SL 20	3	5	0	5	0	SL 25	Punt
4	0:53	13:45	2:08	Kickoff	SL 20	3	3	5	8	0	SL 28	Punt
5	12:21	10:46	1:35	Punt	SL 36	3	9	-10	-1	0	SL 35	Punt
6	3:02	1:44	1:18	Kickoff	SL 20	4	13	0	13	1	SL 33	Punt
7	0:22	0:00	0:22	Punt	WAS 45	3	14	0	14	1	WAS 45	End of Half
8	12:48	9:33	3:15	Punt	SL 32	6	39	-5	34	2	WAS 34	Field Goal
9	7:55	7:01	0:54	Fumble	WAS 49	2	49	0	49	1	WAS 40	Touchdown
10	5:19	1:58	3:21	Punt	SL 34	3	16	-20	-4	1	SL 30	Punt
11	12:15	9:27	2:48	Punt	SL 20	4	16	0	16	1	SL 36	Punt
12	2:38	1:33	1:05	Kickoff	SL 20	8	21	0	21	2	SL 41	Downs

(339) Average SL 28

Washington Redskins

#	Time Recd	Time Lost	Time Poss	How Ball Obtained	Drive Began	# Play	Yds Gain	Yds Pen	Net Yds	1st Down	Last Scrm	How Given Up
1	12:26	9:34	2:52	Punt	WAS 28	4	21	0	21	1	WAS 49	Punt
2	8:23	7:05	1:18	Punt	WAS 28	3	72	0	72	2	SL 39	Touchdown
3	5:20	0:53	4:27	Punt	WAS 34	8	48	-10	38	2	SL 28	Field Goal
4	13:45	12:21	1:24	Punt	WAS 19	3	2	0	2	0	WAS 21	Punt
5	10:46	3:02	7:44	Punt	WAS 18	12	87	-5	82	6	* SL 4	Touchdown
6	1:44	0:22	1:22	Punt	WAS 18	3	9	0	9	0	WAS 27	Punt
7	15:00	12:48	2:12	Kickoff	WAS 20	3	0	-5	-5	0	WAS 15	Punt
8	9:33	7:55	1:38	Kickoff	WAS 20	5	25	0	25	1	WAS 41	Fumble
9	7:01	5:19	1:42	Kickoff	WAS 30	3	2	0	2	0	WAS 32	Punt
10	1:58	12:15	4:43	Punt	WAS 9	8	45	-10	35	2	WAS 44	Punt
11	9:27	2:38	6:49	Punt	WAS 23	12	57	20	77	5	* SL 3	Touchdown
12	1:33	0:00	1:33	Downs	SL 41	3	5	0	5	0	SL 34	End of Game

(306) Average WAS 26

* inside opponent's 20

Time of Possession by Quarter

Visitor	Home	1st	2nd	3rd	4th	OT	Total
St. Louis Rams	Washington Redskins	6:23	4:30	7:30	3:53		22:16
Washington Redskins	St. Louis Rams	8:37	10:30	7:30	11:07		37:44

Kickoff Drive No.-Start Average

Rams: 5 - SL 20 Redskins: 3 - WAS 23

St. Louis Rams vs Washington Redskins
9/20/2015 at FedExField

Final Defensive Statistics

St. Louis Rams	Regular Defensive Plays											Special Teams					Misc			
	TKL	AST	COMB	SK	/ YDS	TFL	Q	IN	PD	FF	FR	TKL	AST	FF	FR	BL	TKL	AST	FF	FR
A.Ogletree	8	8	16	0	0	1	0	0	0	0	0	0	0	0	0	0	0	0	0	0
J.Laurinaitis	4	5	9	0	0	0	0	0	0	0	0	0	0	0	0	0	0	0	0	0
M.Brockers	5	2	7	0	0	1	0	0	0	0	0	0	0	0	0	0	0	0	0	0
J.Jenkins	6	0	6	0	0	0	0	0	0	0	0	0	0	0	0	0	0	0	0	0
R.McLeod	4	2	6	0	0	1	0	0	0	0	0	0	0	0	0	0	0	0	0	0
C.Long	1	5	6	1	6	0	2	0	0	0	0	0	0	0	0	0	0	0	0	0
L.Joyner	5	0	5	0	0	0	0	0	0	0	0	0	0	0	0	0	0	0	0	0
A.Donald	3	2	5	0.5	4	2	1	0	0	0	0	0	0	0	0	0	0	0	0	0
R.Quinn	2	2	4	0	0	1	0	0	0	1	0	0	0	0	0	0	0	0	0	0
T.Johnson	1	3	4	0	0	0	0	0	1	0	0	0	0	0	0	0	0	0	0	0
T.McDonald	1	3	4	0	0	1	0	0	0	0	1	0	0	0	0	0	0	0	0	0
W.Hayes	1	3	4	0	0	0	0	0	0	0	0	0	0	0	0	0	0	0	0	0
M.Barron	0	4	4	0	0	0	0	0	0	0	0	0	0	0	0	0	0	0	0	0
E.Westbrooks	1	1	2	0	0	0	0	0	0	0	0	0	0	0	0	0	0	0	0	0
N.Fairley	0	2	2	0.5	2	0	1	0	0	0	0	0	0	0	0	0	0	0	0	0
A.Ayers	1	0	1	0	0	0	0	0	0	0	0	0	0	0	0	0	0	0	0	0
B.Marquez	0	0	0	0	0	0	0	0	0	0	0	3	0	0	0	0	0	0	0	0
S.Bailey	0	0	0	0	0	0	0	0	0	0	0	1	0	0	0	0	0	0	0	1
M.Alexander	0	0	0	0	0	0	0	0	0	0	0	1	0	0	0	0	0	0	0	0
B.Hager	0	0	0	0	0	0	0	0	0	0	0	0	1	0	0	0	0	0	0	0
C.Davis	0	0	0	0	0	0	0	0	0	0	0	0	1	0	0	0	0	0	0	0
N.Foles	0	0	0	0	0	0	0	0	0	0	0	0	0	0	0	0	0	0	0	1
Total	43	42	85	2	12	7	4	0	1	1	1	5	2	0	0	0	0	0	0	2

TKL = Tackle AST = Assist COMB = Combined QH=QB Hit IN = Interception PD = Pass Defense FF = Forced Fumble FR = Fumble Recovery

Washington Redskins	Regular Defensive Plays											Special Teams					Misc			
	TKL	AST	COMB	SK	/ YDS	TFL	QH	IN	PD	FF	FR	TKL	AST	FF	FR	BL	TKL	AST	FF	FR
T.Robinson	5	1	6	0	0	0	0	0	0	0	0	0	0	0	0	0	0	0	0	0
K.Robinson	4	2	6	0	0	0	0	0	0	0	0	0	0	0	0	0	0	0	0	0
D.Hall	3	1	4	0	0	0	0	0	0	0	0	0	0	0	0	0	0	0	0	0
R.Kerrigan	2	2	4	0	0	0	1	0	0	1	0	0	0	0	0	0	0	0	0	0
P.Riley	2	2	4	0	0	1	0	0	0	0	0	0	0	0	0	0	0	0	0	0
S.Paea	3	0	3	0	0	1	0	0	0	0	0	0	0	0	0	0	0	0	0	0
T.Murphy	1	1	2	0	0	0	1	0	0	0	0	0	0	0	0	0	0	0	0	0
K.Jarrett	1	1	2	0	0	0	0	0	0	0	0	0	0	0	0	0	0	0	0	0
W.Compton	1	1	2	0	0	0	0	0	0	0	0	0	0	0	0	0	0	0	0	0
R.Jean Francois	1	0	1	0	0	0	0	0	0	0	0	0	0	0	0	0	0	0	0	0
B.Breeland	1	0	1	0	0	0	0	0	0	0	0	0	0	0	0	0	0	0	0	0
D.Goldson	1	0	1	0	0	0	0	0	0	0	0	0	0	0	0	0	0	0	0	0
C.Baker	0	1	1	0	0	0	2	0	0	0	0	0	0	0	0	0	0	0	0	0
J.Hatcher	0	1	1	0	0	0	1	0	0	0	0	0	0	0	0	0	0	0	0	0
T.Knighton	0	1	1	0	0	0	0	0	0	0	0	0	0	0	0	0	0	0	0	0
P.Smith	0	0	0	0	0	0	0	0	1	0	0	0	0	0	0	0	0	0	0	0
D.Young	0	0	0	0	0	0	0	0	0	0	0	1	0	0	0	0	0	0	0	0
D.Carrier	0	0	0	0	0	0	0	0	0	0	0	0	0	0	0	0	1	0	0	0
Team Sacks	1	0	0	1	4			0	0	0	0	0	0	0	0	0	0	0	0	0
Total	26	14	39	1	4	2	5	0	1	1	0	1	0	0	0	0	1	0	0	0

First Quarter

9/20/2015

Play By Play

WAS wins the coin toss and elects to defer. SL elects to Receive, and WAS elects to defend the west goal.

D.Hopkins kicks 65 yards from WAS 35 to end zone, Touchback.

St. Louis Rams at 15:00

1-10-SL 20	(15:00) N.Foles pass short right to J.Cook pushed ob at SL 32 for 12 yards (K.Robinson).	P1
<u>1-10-SL 32</u>	(14:30) T.Mason right tackle to SL 36 for 4 yards (T.Robinson; R.Kerrigan).	
2-6-SL 36	(13:52) T.Mason left tackle to SL 37 for 1 yard (S.Paea).	
3-5-SL 37	(13:08) (Shotgun) N.Foles sacked at SL 31 for -6 yards. FUMBLES, and recovers at SL 33. N.Foles to SL 33 for no gain (S.Paea).	
4-9-SL 33	(12:38) J.Hekker punts 42 yards to WAS 25, Center-J.McQuaide. J.Crowder to WAS 28 for 3 yards (B.Marquez).	

Washington Redskins at 12:26

1-10-WAS 28	(12:26) K.Cousins pass short middle to J.Reed to WAS 49 for 21 yards (J.Laurinaitis).	P1
<u>1-10-WAS 49</u>	(11:48) A.Morris up the middle to WAS 48 for -1 yards (T.McDonald).	
2-11-WAS 48	(11:07) (Shotgun) K.Cousins pass short middle to A.Morris to SL 43 for 9 yards (L.Joyner).	
3-2-SL 43	(10:26) (Shotgun) K.Cousins sacked at WAS 49 for -8 yards (sack split by A.Donald and C.Long).	
4-10-WAS 49	(9:46) T.Way punts 40 yards to SL 11, Center-N.Sundberg, downed by WAS-T.Plummer.	

St. Louis Rams at 9:34

1-10-SL 11	(9:34) N.Foles pass short right to L.Kendricks to SL 26 for 15 yards (K.Robinson, P.Riley).	P2
<u>1-10-SL 26</u>	(8:54) (Shotgun) N.Foles pass incomplete short middle to T.Mason [R.Kerrigan].	
2-10-SL 26	(8:44) (Shotgun) N.Foles pass incomplete short right to B.Cunningham.	
3-10-SL 26	(8:39) (Shotgun) N.Foles pass incomplete short right to L.Kendricks.	
4-10-SL 26	(8:31) J.Hekker punts 46 yards to WAS 28, Center-J.McQuaide, fair catch by J.Crowder.	

Washington Redskins at 8:23

1-10-WAS 28	(8:23) A.Morris left tackle pushed ob at SL 37 for 35 yards (A.Ogletree).	R2
<u>1-10-SL 37</u>	(7:52) (Shotgun) K.Cousins pass short left to M.Jones to SL 39 for -2 yards (A.Ogletree).	
2-12-SL 39	(7:14) M.Jones left tackle for 39 yards, TOUCHDOWN.	R3
	D.Hopkins extra point is GOOD, Center-N.Sundberg, Holder-T.Way.	

SL 0 WAS 7, 3 plays, 72 yards, 1:18 drive, 7:55 elapsed

D.Hopkins kicks 73 yards from WAS 35 to SL -8. B.Cunningham to SL 20 for 28 yards (D.Young).

St. Louis Rams at 7:05, (1st play from scrimmage 7:00)

1-10-SL 20	(7:00) T.Mason right tackle to SL 19 for -1 yards (P.Riley, R.Kerrigan).
2-11-SL 19	(6:20) (Shotgun) N.Foles pass short right to T.Austin to SL 25 for 6 yards (P.Riley).
3-5-SL 25	(5:35) (Shotgun) N.Foles pass incomplete deep left to T.Mason [T.Murphy].
4-5-SL 25	(5:29) J.Hekker punts 41 yards to WAS 34, Center-J.McQuaide, fair catch by J.Crowder.

Washington Redskins at 5:20

1-10-WAS 34	(5:20) (Shotgun) K.Cousins pass deep left to R.Grant to SL 31 for 35 yards (J.Jenkins).	P4
<u>1-10-SL 31</u>	(4:41) M.Jones right end to SL 30 for 1 yard (T.Johnson).	
2-9-SL 30	(4:03) (Shotgun) A.Morris left end pushed ob at SL 26 for 4 yards (T.McDonald; R.Quinn).	
3-5-SL 26	(3:30) (Shotgun) K.Cousins pass short left to P.Garcon to SL 20 for 6 yards (L.Joyner).	P5
<u>1-10-SL 20</u>	(2:53) A.Morris left end to SL 21 for -1 yards (A.Ogletree, J.Laurinaitis).	
	PENALTY on WAS-J.Reed, Offensive Holding, 10 yards, enforced at SL 20 - No Play.	
1-20-SL 30	(2:16) K.Cousins pass incomplete short left to R.Grant.	
2-20-SL 30	(2:11) (Shotgun) A.Morris left tackle to SL 29 for 1 yard (C.Long; A.Ogletree).	
3-19-SL 29	(1:39) (Shotgun) K.Cousins pass short middle to P.Garcon to SL 28 for 1 yard (J.Jenkins).	
4-18-SL 28	(:59) D.Hopkins 46 yard field goal is GOOD, Center-N.Sundberg, Holder-T.Way.	

SL 0 WAS 10, 8 plays, 38 yards, 4:27 drive, 14:07 elapsed

D.Hopkins kicks 65 yards from WAS 35 to end zone, Touchback.

St. Louis Rams at 0:53

1-10-SL 20	(:53) T.Austin up the middle to SL 23 for 3 yards (R.Kerrigan, C.Baker).
2-7-SL 23	(:18) T.Mason left tackle to SL 23 for no gain (R.Jean Francois).

St. Louis Rams vs Washington Redskins at FedExField

END OF QUARTER

	Score	Time Poss	First Downs				Efficiencies	
			R	P	X	T	3 Down	4 Down
St. Louis Rams	0	6:23	0	2	0	2	0/3	0/0
Washington Redskins	10	8:37	2	3	0	5	1/3	0/0

Second Quarter

9/20/2015

Play By Play

St. Louis Rams continued.

- 3-7-SL 23 (15:00) (Shotgun) N.Foles pass short right to K.Britt to SL 28 for 5 yards (K.Robinson, D.Goldson).
PENALTY on WAS-R.Kerrigan, Defensive Offside, 5 yards, enforced at SL 23 - No Play.
- 3-2-SL 28 (14:32) B.Cunningham left end to SL 28 for no gain (K.Jarrett, J.Hatcher).
Timeout #1 by SL at 13:58.
- 4-2-SL 28 (13:57) J.Hekker punts 52 yards to WAS 20, Center-J.McQuaide. J.Crowder to WAS 19 for -1 yards (S.Bailey).

Washington Redskins at 13:45

- 1-10-WAS 19 (13:45) M.Jones right guard to WAS 17 for -2 yards (M.Brockers).
- 2-12-WAS 17 (13:12) (Shotgun) K.Cousins pass short left to P.Garcon to WAS 21 for 4 yards (J.Jenkins).
- 3-8-WAS 21 (12:41) (No Huddle, Shotgun) K.Cousins pass incomplete deep right to R.Grant (T.Johnson).
Timeout #1 by WAS at 12:34.
- 4-8-WAS 21 (12:33) T.Way punts 43 yards to SL 36, Center-N.Sundberg, downed by WAS-N.Sundberg.

St. Louis Rams at 12:21

- 1-10-SL 36 (12:21) N.Foles pass incomplete short left to J.Cook.
PENALTY on SL-T.Mason, Offensive Holding, 10 yards, enforced at SL 36 - No Play.
- 1-20-SL 26 (12:16) (Shotgun) N.Foles pass short middle to J.Cook to SL 33 for 7 yards (K.Robinson).
- 2-13-SL 33 (11:37) N.Foles pass incomplete short right to J.Cook.
- 3-13-SL 33 (11:32) (Shotgun) N.Foles pass short right to B.Cunningham to SL 35 for 2 yards (S.Paea) [J.Hatcher].
- 4-11-SL 35 (10:57) J.Hekker punts 48 yards to WAS 17, Center-J.McQuaide. J.Crowder to WAS 18 for 1 yard (B.Hager; C.Davis).

Washington Redskins at 10:46

- 1-10-WAS 18 (10:46) K.Cousins pass short right to P.Garcon to WAS 21 for 3 yards (T.Johnson; M.Barron).
- 2-7-WAS 21 (10:11) K.Cousins pass short middle to J.Reed to WAS 29 for 8 yards (A.Ayers). P6
- 1-10-WAS 29 (9:34) A.Morris up the middle to WAS 31 for 2 yards (C.Long; E.Westbrooks).
- 2-8-WAS 31 (8:59) (Shotgun) A.Morris left end to WAS 39 for 8 yards (N.Fairley; R.McLeod). R7
- 1-10-WAS 39 (8:16) K.Cousins pass short left to M.Jones to SL 43 for 18 yards (A.Ogletree). P8
- 1-10-SL 43 (8:16) PENALTY on SL-A.Donald, Neutral Zone Infraction, 5 yards, enforced at SL 43 - No Play.
- 1-5-SL 38 (7:17) A.Morris left end pushed ob at SL 31 for 7 yards (A.Ogletree).
PENALTY on WAS-J.Reed, Offensive Holding, 10 yards, enforced at SL 38 - No Play.
- 1-15-SL 48 (6:56) M.Jones right end to SL 23 for 25 yards (R.McLeod). R9
- 1-10-SL 23 (6:11) M.Jones right guard to SL 19 for 4 yards (A.Ogletree; J.Laurinaitis).
- 2-6-SL 19 (5:38) M.Jones left guard to SL 15 for 4 yards (M.Brockers, W.Hayes).
- 3-2-SL 15 (5:01) (Shotgun) K.Cousins pass short right to R.Grant to SL 7 for 8 yards (A.Ogletree). P10
- 1-7-SL 7 (4:26) A.Morris left tackle to SL 6 for 1 yard (R.Quinn; A.Donald).
- 2-6-SL 6 (3:49) A.Morris left tackle to SL 4 for 2 yards (T.McDonald; C.Long).
- 3-4-SL 4 (3:07) K.Cousins pass short left to P.Garcon for 4 yards, TOUCHDOWN. P11
D.Hopkins extra point is GOOD, Center-N.Sundberg, Holder-T.Way.

SL 0 WAS 17, 12 plays, 82 yards, 1 penalty, 7:44 drive, 11:58 elapsed

D.Hopkins kicks 65 yards from WAS 35 to end zone, Touchback.

St. Louis Rams at 3:02

- 1-10-SL 20 (3:02) T.Austin left end to SL 30 for 10 yards (T.Robinson). End around R3
- 1-10-SL 30 (2:27) N.Foles pass incomplete deep middle to T.Austin.
- 2-10-SL 30 (2:19) (Shotgun) N.Foles pass short right to T.Mason to SL 33 for 3 yards (D.Hall).

Two-Minute Warning

- 3-7-SL 33 (2:00) (Shotgun) N.Foles pass incomplete short middle to J.Cook.
- 4-7-SL 33 (1:54) J.Hekker punts 48 yards to WAS 19, Center-J.McQuaide. J.Crowder to WAS 18 for -1 yards (M.Alexander).

Washington Redskins at 1:44

- 1-10-WAS 18 (1:44) (Shotgun) M.Jones right end to WAS 20 for 2 yards (E.Westbrooks).
- 2-8-WAS 20 (1:04) (Shotgun) M.Jones right tackle to WAS 21 for 1 yard (A.Ogletree).
Timeout #2 by SL at 00:37.
- 3-7-WAS 21 (:37) M.Jones left end to WAS 27 for 6 yards (A.Ogletree).

St. Louis Rams vs Washington Redskins at FedExField

Timeout #3 by SL at 00:29.

4-1-WAS 27 (:29) T.Way punts 18 yards to WAS 45, Center-N.Sundberg, out of bounds.

St. Louis Rams at 0:22

1-10-WAS 45 (:22) (Shotgun) N.Foles pass incomplete deep right to S.Bailey.

2-10-WAS 45 (:17) (Shotgun) N.Foles pass incomplete deep right to T.Austin [C.Baker].

3-10-WAS 45 (:11) (Shotgun) N.Foles pass short left to J.Cook to WAS 31 for 14 yards (T.Murphy).

P4

END OF QUARTER

	Score	Time Poss	First Downs				Efficiencies	
			R	P	X	T	3 Down	4 Down
St. Louis Rams	0	4:30	1	1	0	2	1/4	0/0
Washington Redskins	17	10:30	2	4	0	6	2/4	0/0

Third Quarter

9/20/2015

Play By Play

WAS elects to Receive, and SL elects to defend the East goal.

G.Zuerlein kicks 65 yards from SL 35 to end zone, Touchback.

Washington Redskins at 15:00

- 1-10-WAS 20 (15:00) K.Cousins pass short right to R.Grant to WAS 22 for 2 yards (J.Jenkins).
- 2-8-WAS 22 (14:25) A.Morris left end to WAS 20 for -2 yards (A.Donald).
- 3-10-WAS 20 (13:49) (Shotgun) PENALTY on WAS-S.Lauvao, False Start, 5 yards, enforced at WAS 20 - No Play.
- 3-15-WAS 15 (13:35) (Shotgun) K.Cousins pass short right to A.Roberts to WAS 15 for no gain (L.Joyner).
- 4-15-WAS 15 (13:02) T.Way punts 53 yards to SL 32, Center-N.Sundberg, downed by WAS-T.Plummer.

St. Louis Rams at 12:48

- 1-10-SL 32 (12:48) T.Austin left end pushed ob at SL 48 for 16 yards (T.Robinson). End around R5
- 1-10-SL 48 (12:20) T.Mason up the middle to WAS 39 for 13 yards (B.Breeland). R6
- 1-10-WAS 39 (11:36) PENALTY on SL-L.Kendricks, False Start, 5 yards, enforced at WAS 39 - No Play.
- 1-15-WAS 44 (11:13) (Shotgun) N.Foles pass incomplete short left to K.Britt.
- 2-15-WAS 44 (11:08) N.Foles pass short right to T.Mason to WAS 43 for 1 yard (T.Knighton; K.Robinson).
- 3-14-WAS 43 (10:26) (Shotgun) N.Foles pass short right to B.Cunningham to WAS 34 for 9 yards (P.Riley; T.Murphy).
- 4-5-WAS 34 (9:39) G.Zuerlein 52 yard field goal is GOOD, Center-J.McQuaide, Holder-J.Hekker.

SL 3 WAS 17, 6 plays, 34 yards, 3:15 drive, 5:27 elapsed

G.Zuerlein kicks 65 yards from SL 35 to end zone, Touchback.

Washington Redskins at 9:33

- 1-10-WAS 20 (9:33) K.Cousins pass incomplete deep left to R.Grant.
- 2-10-WAS 20 (9:27) (Shotgun) K.Cousins pass short right to J.Crowder pushed ob at WAS 27 for 7 yards (L.Joyner).
- 3-3-WAS 27 (9:03) (No Huddle, Shotgun) K.Cousins pass short right to J.Reed pushed ob at WAS 38 for 11 yards (A.Ogletree; T.Johnson). P12
- 1-10-WAS 38 (8:37) M.Jones left tackle to WAS 41 for 3 yards (J.Laurinaitis).
- 2-7-WAS 41 (8:02) M.Jones left end to WAS 45 for 4 yards (R.Quinn). FUMBLES (R.Quinn), RECOVERED by SL-T.McDonald at WAS 49. T.McDonald to WAS 49 for no gain (D.Carrier).

St. Louis Rams at 7:55

- 1-10-WAS 49 (7:55) T.Mason left end to WAS 40 for 9 yards (D.Hall).
- 2-1-WAS 40 (7:09) N.Foles pass deep middle to K.Britt for 40 yards, TOUCHDOWN. P7
- PENALTY on SL-K.Britt, Taunting, 15 yards, enforced between downs.
- G.Zuerlein extra point is GOOD, Center-J.McQuaide, Holder-J.Hekker.

SL 10 WAS 17, 2 plays, 49 yards, 0:54 drive, 7:59 elapsed

G.Zuerlein kicks 73 yards from SL 20 to WAS 7. R.Ross to WAS 30 for 23 yards (B.Marquez).

Washington Redskins at 7:01, (1st play from scrimmage 6:54)

- 1-10-WAS 30 (6:54) (Shotgun) K.Cousins pass short left to A.Morris to WAS 34 for 4 yards (J.Jenkins, W.Hayes).
- 2-6-WAS 34 (6:14) A.Morris left tackle to WAS 32 for -2 yards (R.Quinn, M.Barron).
- 3-8-WAS 32 (5:34) (No Huddle, Shotgun) K.Cousins pass incomplete short left to P.Garcon.
- 4-8-WAS 32 (5:29) T.Way punts 34 yards to SL 34, Center-N.Sundberg, downed by WAS-W.Compton.

St. Louis Rams at 5:19

- 1-10-SL 34 (5:19) N.Foles pass incomplete short middle to J.Cook [K.Golston].
- PENALTY on WAS-B.Breeland, Illegal Use of Hands, 5 yards, enforced at SL 34 - No Play. X8
- 1-10-SL 39 (5:13) C.Givens right end to SL 35 for -4 yards (K.Robinson).
- PENALTY on SL-J.Cook, Face Mask (15 Yards), 15 yards, enforced at SL 39 - No Play.
- 1-25-SL 24 (4:36) (Shotgun) N.Foles pass short right to S.Bailey to SL 24 for no gain (T.Robinson).
- 2-25-SL 24 (4:36) (Shotgun) PENALTY on SL-R.Saffold, False Start, 5 yards, enforced at SL 24 - No Play.
- 2-30-SL 19 (3:42) (Shotgun) N.Foles pass short middle to C.Givens to SL 26 for 7 yards (T.Robinson).
- 3-23-SL 26 (3:02) (Shotgun) N.Foles pass short middle to J.Cook to SL 35 for 9 yards (K.Robinson; W.Compton).
- 4-14-SL 35 (2:26) J.Hekker punts 50 yards to WAS 15, Center-J.McQuaide. J.Crowder to WAS 23 for 8 yards (I.Pead; C.Harkey).
- Penalty on SL-B.Cunningham, Illegal Substitution, offsetting, enforced at SL 35 - No Play.
- Penalty on WAS-D.Amerson, Illegal Block Above the Waist, offsetting.
- 4-14-SL 35 (2:16) J.Hekker punts 52 yards to WAS 13, Center-J.McQuaide. J.Crowder to WAS 18 for 5 yards (B.Marquez).
- PENALTY on SL-I.Pead, Player Out of Bounds on Punt, 5 yards, enforced at SL 35 - No Play.
- 4-19-SL 30 (2:06) J.Hekker punts 53 yards to WAS 17, Center-J.McQuaide, out of bounds.

St. Louis Rams vs Washington Redskins at FedExField

PENALTY on WAS-T.Plummer, Offensive Holding, 8 yards, enforced at WAS 17.

Washington Redskins at 1:58

1-10-WAS 9 (1:58) (Shotgun) K.Cousins pass short left to P.Garcon to WAS 14 for 5 yards (J.Jenkins).

2-5-WAS 14 (1:28) M.Jones left tackle to WAS 19 for 5 yards (M.Brockers, A.Ogletree).

1-10-WAS 19 (:48) (Shotgun) K.Cousins pass short left to M.Jones to WAS 26 for 7 yards (W.Hayes, A.Ogletree).

2-3-WAS 26 (:11) M.Jones left guard to WAS 28 for 2 yards (T.McDonald; M.Barron).

R13

END OF QUARTER

	Score	Time Poss	First Downs				Efficiencies	
			R	P	X	T	3 Down	4 Down
St. Louis Rams	10	7:30	2	1	1	4	0/2	0/0
Washington Redskins	17	7:30	1	1	0	2	1/3	0/0

Fourth Quarter

9/20/2015

Play By Play

Washington Redskins continued.

3-1-WAS 28 (15:00) M.Jones left tackle to WAS 39 for 11 yards (R.McLeod, W.Hayes). R14

1-10-WAS 39 (14:26) M.Jones left end pushed ob at WAS 43 for 4 yards (J.Laurinaitis).

2-6-WAS 43 (13:56) K.Cousins scrambles left end to SL 42 for 15 yards (A.Ogletree).

PENALTY on WAS-S.Lauvao, Offensive Holding, 10 yards, enforced at WAS 43 - No Play.

2-16-WAS 33 (13:33) A.Morris right end to WAS 35 for 2 yards (T.Johnson; M.Barron).

3-14-WAS 35 (13:02) (Shotgun) K.Cousins pass short right to J.Reed to WAS 44 for 9 yards (L.Joyner, J.Laurinaitis).

4-5-WAS 44 (12:28) T.Way punts 56 yards to end zone, Center-N.Sundberg, Touchback.

St. Louis Rams at 12:15

1-10-SL 20 (12:15) T.Austin right end to SL 31 for 11 yards (K.Robinson). End around R9

1-10-SL 31 (11:34) T.Mason right guard to SL 31 for no gain (R.Kerrigan). FUMBLES (R.Kerrigan), recovered by SL-S.Bailey at SL 31. S.Bailey to SL 31 for no gain (W.Compton).

2-10-SL 31 (10:55) N.Foles pass short right to K.Britt pushed ob at SL 35 for 4 yards (D.Hall).

3-6-SL 35 (10:15) (Shotgun) N.Foles scrambles right end to SL 36 for 1 yard (D.Goldson).

4-5-SL 36 (9:38) J.Hekker punts 51 yards to WAS 13, Center-J.McQuaide. J.Crowder pushed ob at WAS 23 for 10 yards (B.Marquez).

Washington Redskins at 9:27

1-10-WAS 23 (9:27) A.Morris left guard to WAS 24 for 1 yard (C.Long, J.Laurinaitis).

2-9-WAS 24 (8:56) (Shotgun) K.Cousins sacked at WAS 20 for -4 yards (sack split by N.Fairley and C.Long).

3-13-WAS 20 (8:56) (Shotgun) PENALTY on SL-E.Westbrooks, Neutral Zone Infraction, 5 yards, enforced at WAS 20 - No Play.

3-8-WAS 25 (7:56) (Shotgun) K.Cousins pass short middle to C.Thompson to WAS 35 for 10 yards (J.Laurinaitis). P15

1-10-WAS 35 (7:18) M.Jones left guard to WAS 36 for 1 yard (A.Donald, J.Laurinaitis).

2-9-WAS 36 (6:37) K.Cousins pass short left to J.Reed to WAS 40 for 4 yards (R.McLeod; A.Ogletree).

3-5-WAS 40 (5:57) (Shotgun) K.Cousins pass short middle to J.Reed to SL 31 for 29 yards (R.McLeod). SL-J.Jenkins was injured during the play. His return is Questionable. 21 - Jenkins had a knee injury P16

1-10-SL 31 (5:32) A.Morris left end to SL 30 for 1 yard (A.Ogletree; J.Laurinaitis).

PENALTY on SL-A.Ogletree, Unnecessary Roughness, 15 yards, enforced at SL 30. X17

Penalty on SL-R.Quinn, Face Mask (15 Yards), declined.

1-10-SL 15 (5:02) A.Morris right guard to SL 13 for 2 yards (M.Brockers).

2-8-SL 13 (4:20) A.Morris left guard to SL 13 for no gain (M.Brockers; A.Donald).

3-8-SL 13 (3:35) M.Jones left end to SL 4 for 9 yards (A.Ogletree). R18

1-4-SL 4 (2:50) M.Jones left guard to SL 3 for 1 yard (A.Ogletree; M.Brockers).

Timeout #1 by SL at 02:43.

2-3-SL 3 (2:43) M.Jones left end for 3 yards, TOUCHDOWN. R19

D.Hopkins extra point is GOOD, Center-N.Sundberg, Holder-T.Way.

SL 10 WAS 24, 12 plays, 77 yards, 2 penalties, 6:49 drive, 12:22 elapsed

D.Hopkins kicks 65 yards from WAS 35 to end zone, Touchback.

St. Louis Rams at 2:38

1-10-SL 20 (2:38) (Shotgun) N.Foles pass incomplete deep left to K.Britt.

2-10-SL 20 (2:31) (Shotgun) N.Foles pass short right to B.Cunningham pushed ob at SL 26 for 6 yards (T.Robinson).

3-4-SL 26 (2:24) (Shotgun) N.Foles pass short right to J.Cook ran ob at SL 31 for 5 yards. P10

1-10-SL 31 (2:19) (Shotgun) N.Foles pass short middle to B.Cunningham to SL 41 for 10 yards (D.Hall; K.Jarrett). P11

Two-Minute Warning

1-10-SL 41 (2:00) (Shotgun) N.Foles pass incomplete short middle to B.Cunningham.

2-10-SL 41 (1:53) (Shotgun) N.Foles pass incomplete short right to S.Bailey.

3-10-SL 41 (1:47) (Shotgun) N.Foles pass incomplete short right to T.Mason (P.Smith).

4-10-SL 41 (1:41) (Shotgun) N.Foles pass incomplete short left to S.Bailey [C.Baker].

Washington Redskins at 1:33

1-10-SL 41 (1:33) A.Morris up the middle to SL 36 for 5 yards (A.Ogletree). SL-A.Ogletree was injured during the play.

Timeout #2 by SL at 01:11. Charged due to injury

2-5-SL 36 (1:11) A.Morris left end to SL 34 for 2 yards (M.Brockers).

3-3-SL 34 (:26) A.Morris right tackle to SL 36 for -2 yards (R.McLeod).

St. Louis Rams vs Washington Redskins at FedExField

END OF QUARTER

	Score	Time Poss	First Downs				Efficiencies	
			R	P	X	T	3 Down	4 Down
St. Louis Rams	10	3:53	1	2	0	3	1/3	0/1
Washington Redskins	24	11:07	3	2	1	6	4/6	0/0

Miscellaneous Statistics Report

St. Louis Rams vs Washington Redskins

9/20/2015 at FedExField

Ten Longest Plays for St. Louis Rams

Yards	Qtr	Play Start	Play Description
40	3	2-1-WAS 40	(7:09) N.Foles pass deep middle to K.Britt for 40 yards, TOUCHDOWN. PENALTY on SL-K.Britt, Taunting, 15 yards, enforced between downs.
16	3	1-10-SL 32	(12:48) T.Austin left end pushed ob at SL 48 for 16 yards (T.Robinson). End around
15	1	1-10-SL 11	(9:34) N.Foles pass short right to L.Kendricks to SL 26 for 15 yards (K.Robinson, P.Riley).
14	2	3-10-WAS 45	(:11) (Shotgun) N.Foles pass short left to J.Cook to WAS 31 for 14 yards (T.Murphy).
13	3	1-10-SL 48	(12:20) T.Mason up the middle to WAS 39 for 13 yards (B.Breeland).
12	1	1-10-SL 20	(15:00) N.Foles pass short right to J.Cook pushed ob at SL 32 for 12 yards (K.Robinson).
11	4	1-10-SL 20	(12:15) T.Austin right end to SL 31 for 11 yards (K.Robinson). End around
10	2	1-10-SL 20	(3:02) T.Austin left end to SL 30 for 10 yards (T.Robinson). End around
10	4	1-10-SL 31	(2:19) (Shotgun) N.Foles pass short middle to B.Cunningham to SL 41 for 10 yards (D.Hall; K.Jarrett).
9	3	3-14-WAS 43	(10:26) (Shotgun) N.Foles pass short right to B.Cunningham to WAS 34 for 9 yards (P.Riley; T.Murphy).

Ten Longest Plays for Washington Redskins

Yards	Qtr	Play Start	Play Description
39	1	2-12-SL 39	(7:14) M.Jones left tackle for 39 yards, TOUCHDOWN.
35	1	1-10-WAS 28	(8:23) A.Morris left tackle pushed ob at SL 37 for 35 yards (A.Ogletree).
35	1	1-10-WAS 34	(5:20) (Shotgun) K.Cousins pass deep left to R.Grant to SL 31 for 35 yards (J.Jenkins).
29	4	3-5-WAS 40	(5:57) (Shotgun) K.Cousins pass short middle to J.Reed to SL 31 for 29 yards (R.McLeod). SL-J.Jenkins was injured during
25	2	1-15-SL 48	(6:56) M.Jones right end to SL 23 for 25 yards (R.McLeod).
21	1	1-10-WAS 28	(12:26) K.Cousins pass short middle to J.Reed to WAS 49 for 21 yards (J.Laurinaitis).
18	2	1-10-WAS 39	(8:16) K.Cousins pass short left to M.Jones to SL 43 for 18 yards (A.Ogletree).
16	4	1-10-SL 31	(5:32) A.Morris left end to SL 30 for 1 yard (A.Ogletree; J.Laurinaitis).
11	3	3-3-WAS 27	(9:03) (No Huddle, Shotgun) K.Cousins pass short right to J.Reed pushed ob at WAS 38 for 11 yards (A.Ogletree);
11	4	3-1-WAS 28	(15:00) M.Jones left tackle to WAS 39 for 11 yards (R.McLeod, W.Hayes).

Touchdown Scoring Information

		Offense	Defense	Special Teams
VISITOR	St. Louis Rams	1	0	0
HOME	Washington Redskins	3	0	0

Player Scoring Information

Club	Player	TD	Rush TD	Rec TD	KO TD	Punt TD	Int TD	Fum TD	Misc TD	FG	XP	2Pt Rush	2Pt Rec	Sfty	Points
SL	K.Britt	0	0	1	0	0	0	0	0	0	0	0	0	0	6
SL	G.Zuerlein	0	0	0	0	0	0	0	0	1	1	0	0	0	4
WAS	M.Jones	0	2	0	0	0	0	0	0	0	0	0	0	0	12
WAS	P.Garcon	0	0	1	0	0	0	0	0	0	0	0	0	0	6
WAS	D.Hopkins	0	0	0	0	0	0	0	0	1	3	0	0	0	6

Possession Detail

	First Half		Second Half		Game	
	Visitor	Home	Visitor	Home	Visitor	Home
Largest Lead	0	17	0	14	0	17
Drives Leading	0	4	0	6	0	10
Time of Possession Leading	0:00	14:57	0:00	18:37	0:00	33:34
Largest Deficit	-17	0	-14	0	-17	0
Drives Trailing	5	0	5	0	10	0
Time of Possession Trailing	7:08	0:00	11:23	0:00	18:31	0:00
Times Score Tied Up		0		0		0
Lead Changes		1		0		1

Playtime Percentage

Percent of playtime per player on offense, defense and special teams

St. Louis Rams

Washington Redskins

		Offense	Defense	Special Teams				Offense	Defense	Special Teams	
R Havenstein	T	50 100%		2	7%	T Williams	T	69 100%		4	13%
J Brown	G	50 100%		2	7%	S Lauvao	G	69 100%		4	13%
R Saffold	T	50 100%		2	7%	M Moses	T	69 100%		4	13%
T Barnes	C	50 100%				B Scherff	G	69 100%		4	13%
G Robinson	T	50 100%				K Lichtensteiger	C	69 100%			
N Foles	QB	50 100%				K Cousins	QB	69 100%			
K Britt	WR	46 92%				J Reed	TE	58 84%			
T Austin	WR	39 78%		6	20%	D Carrier	TE	48 70%		14	47%
S Bailey	WR	37 74%		7	23%	P Garcon	WR	46 67%			
J Cook	TE	37 74%				A Roberts	WR	43 62%			
T Mason	RB	26 52%				R Grant	WR	41 59%		3	10%
B Cunningham	RB	22 44%		15	50%	A Morris	RB	33 48%			
L Kendricks	TE	21 42%		2	7%	M Jones	RB	31 45%		6	20%
C Givens	WR	15 30%				A McCoy	TE	23 33%		1	3%
C Harkey	TE	7 14%		17	57%	J Crowder	WR	8 12%		10	33%
T McDonald	SS		69 100%	6	20%	D Young	FB	7 10%		24	80%
R McLeod	FS		69 100%	6	20%	C Thompson	RB	5 7%		3	10%
A Ogletree	LB		68 99%			R Ross	WR	2 3%		9	30%
J Laurinaitis	LB		68 99%			K Robinson	LB		50 100%	8	27%
T Johnson	CB		65 94%	4	13%	T Robinson	FS		50 100%	7	23%
J Jenkins	CB		60 87%	6	20%	D Goldson	FS		50 100%	7	23%
R Quinn	DE		56 81%	5	17%	B Breeland	CB		50 100%	3	10%
A Donald	DT		55 80%	5	17%	R Kerrigan	LB		50 100%	2	7%
M Brockers	DT		51 74%	5	17%	D Hall	CB		50 100%		
C Long	DE		48 70%	5	17%	K Jarrett	FS		38 76%	18	60%
W Hayes	DE		34 49%	5	17%	J Hatcher	DE		38 76%	2	7%
A Ayers	LB		28 41%			T Murphy	LB		34 68%	12	40%
L Joyner	CB		23 33%	6	20%	P Riley	LB		29 58%	2	7%
M Barron	SS		21 30%	3	10%	C Baker	DE		23 46%		
E Westbrook	DT		16 23%			S Paea	DE		20 40%	2	7%
N Fairley	DT		14 20%			W Compton	LB		16 32%	23	77%
M Roberson	CB		13 19%	8	27%	P Smith	LB		16 32%	15	50%
C Lynch	LB		1 1%	23	77%	T Knighton	NT		15 30%	4	13%
C Davis	FS			28	93%	R Jean Francois	DE		10 20%	2	7%
D Bates	LB			28	93%	W Blackmon	CB		5 10%	15	50%
M Alexander	SS			23	77%	K Golston	NT		5 10%	9	30%
B Marquez	WR			23	77%	J Jeffcoat	LB		1 2%	13	43%
B Hager	LB			23	77%	T Plummer	LB			24	80%
I Pead	RB			20	67%	J Johnson	SS			24	80%
J Hekker	P			12	40%	D Amerson	CB			19	63%
J McQuaide	LS			12	40%	T Way	P			10	33%
D Rhaney	C			7	23%	N Sundberg	LS			10	33%
G Reynolds	G			7	23%	D Hopkins	K			9	30%
G Zuerlein	K			5	17%	J LeRibeus	C			4	13%
A Donnal	T			2	7%						

National Football League Game Summary

NFL Copyright © 2015 by The National Football League. All rights reserved. This summary and play-by-play is for the express purpose of assisting media in their coverage of the game; any other use of this material is prohibited without the written permission of the National Football League. Updated: 9/29/2015

Date: Thursday, 9/24/2015

Washington Redskins at New York Giants

Start Time: 8:26 PM EDT

at MetLife Stadium, East Rutherford, NJ

Game Day Weather

Game Weather: Clear

Temp: 71° F (21.7° C) Humidity: 60%, Wind: SSW 4 mph

Played on Turf: UBU Speed Series-S5-M

Officials

Referee: Torbert, Ronald (62)
Line Judge: Steinkerchner, Mark (84)
Back Judge: Yette, Greg (38)

Umpire: Paganelli, Carl (124)
Side Judge: Edwards, Scott (3)
Replay Official: Spysma, Bill

Head Linesman: Howey, Jim (37)
Field Judge: Santi, Aaron (50)

Lineups

Washington Redskins

New York Giants

Offense		Defense	
LT 71	Trent.Williams	NT 98	T.Knighton
LG 77	S.Lauvao	RDE 97	J.Hatcher
C 78	K.Lichtensteiger	SLB 93	T.Murphy
RG 75	B.Scherff	MIKE 52	K.Robinson
RT 76	M.Moses	MO 51	W.Compton
TE 86	J.Reed	WLB 91	R.Kerrigan
TE 89	D.Carrier	CB 23	D.Hall
TE 85	A.McCoy	CB 26	B.Breeland
QB 8	K.Cousins	SS 34	T.Robinson
WR 88	P.Garcon	FS 38	D.Goldson
RB 46	A.Morris	CB 29	C.Culliver

Offense		Defense	
WR 13	O.Beckham Jr.	LDE 72	K.Wynn
LT 67	J.Pugh	LDT 99	C.Jenkins
LG 77	J.Jerry	RDT 95	J.Hankins
C 70	W.Richburg	RDE 93	G.Selvie
RG 74	G.Schwartz	SLB 59	D.Kennard
RT 73	M.Newhouse	MLB 52	J.Beason
TE 84	L.Donnell	WLB 55	J.Thomas
WR 82	R.Randle	LCB 28	J.Hosley
QB 10	E.Manning	SS 22	B.Meriweather
RB 23	R.Jennings	FS 21	L.Collins
WR 17	D.Harris	RCB 20	P.Amukamara

Substitutions

Substitutions

K 3 D.Hopkins, P 5 T.Way, WR 12 A.Roberts, WR 14 R.Grant, WR 19 R.Ross, S 20 J.Johnson, RB 25 C.Thompson, S 30 K.Jarrett, RB 31 M.Jones, FB 36 D.Young, CB 41 W.Blackmon, LB 53 J.Jeffcoat, LS 57 N.Sundberg, LB 59 T.Plummer, DE 64 K.Golston, C/G 67 J.LeRibeus, T 68 T.Compton, T 79 T.Nsekhe, WR 80 J.Crowder, DE 90 S.Paea, DL 92 C.Baker, LB 94 P.Smith, DE 99 R.Jean Francois

K 3 J.Brown, P 9 B.Wing, WR 18 G.Davis, RB 26 O.Darkwa, S 30 Co.Taylor, CB 31 T.Wade, RB 34 S.Vereen, CB 38 T.McBride, S 43 C.Dahl, RB 44 A.Williams, LB 47 U.Unga, FB 49 N.Whitlock, LS 51 Z.DeOssie, LB 53 J.Brinkley, LB 54 J.Casillas, C 61 D.Reynolds, T 68 B.Hart, TE 85 D.Fells, LB 94 M.Herzlich, DT 96 J.Bromley, DT 97 L.Nix, DE 98 D.Moore

Did Not Play

Did Not Play

QB 16 C.McCoy

QB 12 R.Nassib, DT 71 K.Ellis

Not Active

Not Active

QB 10 R.Griffin, WR 11 D.Jackson, CB 35 J.Rogers, LB 56 P.Riley, G 61 S.Long, DT 73 F.Kearse, G 74 A.Kouandjio

CB 41 D.Rodgers-Cromartie, DE 58 O.Odighizuwa, T 76 E.Flowers, DT 78 M.Kuhn, WR 80 V.Cruz, TE 86 J.Cunningham, DE 91 R.Ayers Jr.

Field Goals (made () & missed)

Player	Attempts	Yards	Points	OT	Total
D.Hopkins	(44)	(37)			
J.Brown	(35)	(36)	(48)		
VISITOR: Washington Redskins	0	6	0	15	21
HOME: New York Giants	12	3	3	14	32

Scoring Plays

Team	Qtr	Time	Play Description (Extra Point) (Drive Info)	Visitor	Home
Giants	1	12:47	Punt blocked by R.Jennings out of bounds in end zone for a Safety	0	2
Giants	1	6:34	A.Williams 1 yd. run (J.Brown kick) (4-14, 1:56)	0	9
Giants	1	0:39	J.Brown 35 yd. Field Goal (8-47, 3:45)	0	12
Redskins	2	11:31	D.Hopkins 44 yd. Field Goal (10-54, 4:08)	3	12
Giants	2	7:32	J.Brown 36 yd. Field Goal (9-47, 3:59)	3	15
Redskins	2	1:43	D.Hopkins 37 yd. Field Goal (13-61, 5:49)	6	15
Giants	3	7:29	J.Brown 48 yd. Field Goal (15-50, 7:31)	6	18
Giants	4	13:39	O.Beckham Jr. 30 yd. pass from E.Manning (J.Brown kick) (8-73, 5:06)	6	25
Redskins	4	3:40	C.Thompson 4 yd. pass from K.Cousins (K.Cousins-J.Crowder pass) (12-74, 3:44)	14	25

National Football League Game Summary

NFL Copyright © 2015 by The National Football League. All rights reserved. This summary and play-by-play is for the express purpose of assisting media in their coverage of the game; any other use of this material is prohibited without the written permission of the National Football League. Updated: 9/29/2015

Giants	4	3:21	R.Randle 41 yd. pass from E.Manning (J.Brown kick) (3-41, 0:19)	14	32
Redskins	4	3:08	R.Ross 101 yd. kickoff return (D.Hopkins kick) (0-0, 0:13)	21	32
Paid Attendance: 76,081				Time: 3:19	

Washington Redskins vs New York Giants
9/24/2015 at MetLife Stadium

Final Individual Statistics

Washington Redskins

New York Giants

RUSHING						RUSHING					
	ATT	YDS	AVG	LG	TD		ATT	YDS	AVG	LG	TD
M.Jones	11	38	3.5	10	0	R.Jennings	11	32	2.9	9	0
C.Thompson	2	29	14.5	26	0	A.Williams	14	29	2.1	11	1
A.Morris	6	19	3.2	7	0	S.Vereen	6	23	3.8	5	0
D.Young	1	2	2.0	2	0						
Total	20	88	4.4	26	0	Total	31	84	2.7	11	1

PASSING									PASSING								
	ATT	CMP	YDS	SK/YD	TD	LG	IN	RT		ATT	CMP	YDS	SK/YD	TD	LG	IN	RT
K.Cousins	49	30	316	1/11	1	26	2	69.8	E.Manning	32	23	279	0/0	2	41	0	119.1
Total	49	30	316	1/11	1	26	2	69.8	Total	32	23	279	0/0	2	41	0	119.1

PASS RECEIVING								PASS RECEIVING							
	TAR	REC	YDS	AVG	LG	TD		TAR	REC	YDS	AVG	LG	TD		
C.Thompson	11	8	57	7.1	14	1	R.Randle	7	7	116	16.6	41	1		
J.Reed	9	6	96	16.0	26	0	O.Beckham Jr.	9	7	79	11.3	30	1		
J.Crowder	6	6	45	7.5	15	0	L.Donnell	6	3	32	10.7	22	0		
P.Garcon	12	5	64	12.8	19	0	D.Fells	3	3	27	9.0	23	0		
R.Ross	2	2	27	13.5	20	0	R.Jennings	3	3	25	8.3	18	0		
R.Grant	5	2	9	4.5	6	0	S.Vereen	3	0	0	0.0	0	0		
A.Roberts	3	1	18	18.0	18	0	D.Harris	1	0	0	0.0	0	0		
D.Carrier	1	0	0	0.0	0	0									
Total	49	30	316	10.5	26	1	Total	32	23	279	12.1	41	2		

INTERCEPTIONS						INTERCEPTIONS					
	NO	YDS	AVG	LG	TD		NO	YDS	AVG	LG	TD
Total	0	0	0	0	0	P.Amukamara	1	6	6.0	6	0
						U.Unga	1	0	0.0	0	0
						Total	2	6	3.0	6	0

PUNTING								PUNTING							
	NO	YDS	AVG	NET	TB	IN20	LG		NO	YDS	AVG	NET	TB	IN20	LG
T.Way	1	36	36.0	18.0	0	0	36	B.Wing	4	171	42.8	40.3	0	2	45
[BLOCKED]	1	0		0.0	0	0	0	Total	4	171	42.8	40.3	0	2	45
Total	2	36	18.0	18.0	0	0	36								

PUNT RETURNS								PUNT RETURNS							
	NO	YDS	AVG	FC	LG	TD		NO	YDS	AVG	FC	LG	TD		
J.Crowder	1	10	10.0	2	10	0	D.Harris	1	0	0.0	0	0	0		
[DOWNED]	1	0	0.0	0	0	0	Total	1	0	0.0	0	0	0		
Total	1	10	10.0	2	10	0									

KICKOFF RETURNS								KICKOFF RETURNS							
	NO	YDS	AVG	FC	LG	TD		NO	YDS	AVG	FC	LG	TD		
R.Ross	4	158	39.5	0	101	1	D.Harris	1	13	13.0	0	13	0		
[TOUCHBACK]	3	0	0.0	0	0	0	S.Vereen	1	4	4.0	0	4	0		
							[OUT OF BOUNDS]	1	0	0.0	0	0	0		
							[TOUCHBACK]	3	0	0.0	0	0	0		
Total	4	158	39.5	0	101	1	Total	2	17	8.5	0	13	0		

Washington Redskins

FUMBLES												
	FUM	LOST	OWN-REC	YDS	TD	FORCED	OPP-REC	YDS	TD	OUT-BDS		
M.Jones	1	1	0	0	0	0	0	0	0	1		
C.Thompson	1	0	0	0	0	0	0	0	0	1		
Total	2	1	0	0	0	0	0	0	0	2		

New York Giants

FUMBLES												
	FUM	LOST	OWN-REC	YDS	TD	FORCED	OPP-REC	YDS	TD	OUT-BDS		
D.Harris	1	0	0	0	0	0	0	0	0	0		
O.Darkwa	0	0	1	0	0	0	0	0	0	0		
U.Unga	0	0	0	0	0	1	0	0	0	0		
T.Wade	0	0	0	0	0	1	0	0	0	0		
Total	1	0	1	0	0	2	0	0	0	0		

Washington Redskins vs New York Giants
9/24/2015 at MetLife Stadium

Final Team Statistics

	Visitor Redskins	Home Giants
TOTAL FIRST DOWNS	22	19
By Rushing	3	5
By Passing	16	13
By Penalty	3	1
THIRD DOWN EFFICIENCY	6-15-40%	4-12-33%
FOURTH DOWN EFFICIENCY	2-3-67%	1-1-100%
TOTAL NET YARDS	393	363
Total Offensive Plays (inc. times thrown passing)	70	63
Average gain per offensive play	5.6	5.8
NET YARDS RUSHING	88	84
Total Rushing Plays	20	31
Average gain per rushing play	4.4	2.7
Tackles for a loss-number and yards	1-3	1-1
NET YARDS PASSING	305	279
Times thrown - yards lost attempting to pass	1-11	0-0
Gross yards passing	316	279
PASS ATTEMPTS-COMPLETIONS-HAD INTERCEPTED	49-30-2	32-23-0
Avg gain per pass play (inc.# thrown passing)	6.1	8.7
KICKOFFS Number-In End Zone-Touchbacks	6-3-3	7-5-3
PUNTS Number and Average	2-18.0	4-42.8
Had Blocked	1	0
FGs - PATs Had Blocked	0-0	0-0
Net Punting Average	18.0	40.3
TOTAL RETURN YARDAGE (Not Including Kickoffs)	10	6
No. and Yards Punt Returns	1-10	1-0
No. and Yards Kickoff Returns	4-158	2-17
No. and Yards Interception Returns	0-0	2-6
PENALTIES Number and Yards	7-58	8-67
FUMBLES Number and Lost	2-1	1-0
TOUCHDOWNS	2	3
Rushing	0	1
Passing	1	2
Kickoff Returns	1	0
EXTRA POINTS Made-Attempts	2-2	3-3
Kicking Made-Attempts	1-1	3-3
Passing Made-Attempts	1-1	0-0
FIELD GOALS Made-Attempts	2-2	3-3
RED ZONE EFFICIENCY	1-3-33%	1-3-33%
GOAL TO GO EFFICIENCY	0-0-0%	1-1-100%
SAFETIES	0	1
FINAL SCORE	21	32
TIME OF POSSESSION	28:30	31:30

Washington Redskins vs New York Giants
9/24/2015 at MetLife Stadium

Ball Possession And Drive Chart

Washington Redskins

#	Time Recd	Time Lost	Time Poss	How Ball Obtained	Drive Began	# Play	Yds Gain	Yds Pen	Net Yds	1st Down	Last Scrm	How Given Up
1	15:00	12:47	2:13	Kickoff	WAS 19	3	8	-10	-2	0	WAS 17	Safety
2	9:03	8:30	0:33	Punt	WAS 6	2	3	0	3	0	WAS 9	Interception
3	6:34	4:24	2:10	Kickoff	WAS 20	3	9	0	9	0	WAS 29	Punt
4	0:39	11:31	4:08	Kickoff	WAS 20	10	54	0	54	3	NYG 26	Field Goal
5	7:32	1:43	5:49	Kickoff	WAS 20	13	71	-10	61	3	* NYG 19	Field Goal
6	0:06	0:00	0:06	Punt	WAS 1	1	2	0	2	0	WAS 1	End of Half
7	7:29	3:45	3:44	Kickoff	WAS 24	7	42	0	42	3	NYG 34	Interception
8	13:39	9:32	4:07	Kickoff	WAS 22	13	76	0	76	5	* NYG 7	Fumble
9	7:24	3:40	3:44	Punt	WAS 26	12	69	5	74	5	* NYG 4	Touchdown
10	3:21	3:08	0:13	Kickoff		0	0	0	0	0		Touchdown
11	1:43	0:00	1:43	Punt	WAS 22	8	59	5	64	3	NYG 40	End of Game

(180) Average WAS 18

New York Giants

#	Time Recd	Time Lost	Time Poss	How Ball Obtained	Drive Began	# Play	Yds Gain	Yds Pen	Net Yds	1st Down	Last Scrm	How Given Up
1	12:47	9:03	3:44	Kickoff	NYG 33	6	18	0	18	1	WAS 49	Punt
2	8:30	6:34	1:56	Interception	WAS 14	4	14	0	14	2	* WAS 1	Touchdown
3	4:24	0:39	3:45	Punt	NYG 36	8	57	-10	47	2	* WAS 17	Field Goal
4	11:31	7:32	3:59	Kickoff	NYG 35	9	47	0	47	2	* WAS 18	Field Goal
5	1:43	0:06	1:37	Kickoff	NYG 20	7	44	-10	34	2	WAS 46	Punt
6	15:00	7:29	7:31	Kickoff	NYG 20	15	50	0	50	4	WAS 30	Field Goal
7	3:45	13:39	5:06	Interception	NYG 27	8	83	-10	73	5	WAS 30	Touchdown
8	9:32	7:24	2:08	Fumble	NYG 20	3	9	0	9	0	NYG 29	Punt
9	3:40	3:21	0:19	Kickoff	WAS 41	3	41	0	41	1	WAS 41	Touchdown
10	3:08	1:43	1:25	Kickoff	NYG 44	3	0	0	0	0	NYG 44	Punt

(380) Average NYG 38

* inside opponent's 20

Time of Possession by Quarter		1st	2nd	3rd	4th	OT	Total
Visitor	Washington Redskins	5:35	9:24	3:44	9:47		28:30
Home	New York Giants	9:25	5:36	11:16	5:13		31:30

Kickoff Drive No.-Start Average

Redskins: 6 - WAS 21

Giants: 4 - NYG 27

Washington Redskins vs New York Giants
9/24/2015 at MetLife Stadium

Final Defensive Statistics

Washington Redskins	Regular Defensive Plays											Special Teams					Misc			
	TKL	AST	COMB	SK	/ YDS	TFL	Q	IN	PD	FF	FR	TKL	AST	FF	FR	BL	TKL	AST	FF	FR
K.Robinson	10	3	13	0	0	0	0	0	0	0	0	0	0	0	0	0	0	0	0	0
W.Compton	8	3	11	0	0	0	0	0	0	0	0	0	0	0	0	0	0	0	0	0
D.Goldson	7	3	10	0	0	0	0	0	0	0	0	0	0	0	0	0	0	0	0	0
T.Robinson	3	4	7	0	0	0	0	0	0	0	0	0	0	0	0	0	0	0	0	0
C.Baker	5	1	6	0	0	1	0	0	0	0	0	0	0	0	0	0	0	0	0	0
T.Knighton	3	3	6	0	0	0	0	0	0	0	0	0	0	0	0	0	0	0	0	0
C.Culliver	4	0	4	0	0	0	0	0	0	0	0	0	0	0	0	0	0	0	0	0
D.Hall	3	1	4	0	0	0	0	0	0	0	0	0	0	0	0	0	0	0	0	0
R.Jean Francois	1	3	4	0	0	0	0	0	0	0	0	0	0	0	0	0	0	0	0	0
W.Blackmon	3	0	3	0	0	0	0	0	0	0	0	0	0	0	0	0	0	0	0	0
B.Breeland	2	1	3	0	0	0	0	0	1	0	0	0	0	0	0	0	0	0	0	0
T.Murphy	0	3	3	0	0	0	0	0	0	0	0	0	0	0	0	0	0	0	0	0
S.Paea	1	0	1	0	0	0	2	0	0	0	0	0	0	0	0	0	0	0	0	0
R.Kerrigan	1	0	1	0	0	0	0	0	0	0	0	0	0	0	0	0	0	0	0	0
D.Carrier	0	0	0	0	0	0	0	0	0	0	0	1	0	0	0	0	1	0	0	0
T.Plummer	0	0	0	0	0	0	0	0	0	0	0	1	0	0	0	0	0	0	0	0
J.Johnson	0	0	0	0	0	0	0	0	0	0	0	1	0	0	0	0	0	0	0	0
A.Morris	0	0	0	0	0	0	0	0	0	0	0	0	0	0	0	0	1	0	0	0
Total	51	25	76	0	0	1	2	0	1	0	0	3	0	0	0	0	2	0	0	0

TKL = Tackle AST = Assist COMB = Combined QH=QB Hit IN = Interception PD = Pass Defense FF = Forced Fumble FR = Fumble Recovery

New York Giants	Regular Defensive Plays											Special Teams					Misc			
	TKL	AST	COMB	SK	/ YDS	TFL	QH	IN	PD	FF	FR	TKL	AST	FF	FR	BL	TKL	AST	FF	FR
U.Unga	6	3	9	0	0	0	0	1	2	1	0	0	0	0	0	0	0	0	0	0
P.Amukamara	6	2	8	0	0	0	0	1	3	0	0	0	0	0	0	0	0	0	0	0
K.Wynn	3	5	8	0	0	0	1	0	0	0	0	0	0	0	0	0	0	0	0	0
J.Casillas	7	0	7	1	11	1	1	0	0	0	0	0	1	0	0	0	0	0	0	0
T.McBride	5	1	6	0	0	0	0	0	0	0	0	0	0	0	0	0	0	0	0	0
L.Collins	4	2	6	0	0	0	0	0	2	0	0	0	0	0	0	0	0	0	0	0
D.Kennard	4	1	5	0	0	1	1	0	1	0	0	0	0	0	0	0	0	0	0	0
B.Meriweather	4	1	5	0	0	0	0	0	0	0	0	0	0	0	0	0	0	0	0	0
J.Bromley	2	1	3	0	0	0	0	0	0	0	0	0	0	0	0	0	0	0	0	0
J.Hankins	2	1	3	0	0	0	0	0	0	0	0	0	0	0	0	0	0	0	0	0
T.Wade	2	0	2	0	0	0	0	0	0	1	0	1	0	0	0	0	0	0	0	0
G.Selvie	1	1	2	0	0	0	0	0	0	0	0	0	0	0	0	0	0	0	0	0
C.Jenkins	1	1	2	0	0	0	0	0	0	0	0	0	0	0	0	0	0	0	0	0
D.Moore	1	0	1	0	0	0	2	0	0	0	0	0	0	0	0	0	0	0	0	0
J.Hosley	1	0	1	0	0	0	0	0	0	0	0	0	0	0	0	0	0	0	0	0
J.Thomas	1	0	1	0	0	0	0	0	0	0	0	0	0	0	0	0	0	0	0	0
N.Whitlock	0	0	0	0	0	0	1	0	0	0	0	0	0	0	0	0	0	0	0	0
C.Dahl	0	0	0	0	0	0	0	0	0	0	0	2	0	0	0	0	0	0	0	0
M.Herzlich	0	0	0	0	0	0	0	0	0	0	0	1	0	0	0	0	0	0	0	0
Co.Taylor	0	0	0	0	0	0	0	0	0	0	0	0	1	0	0	0	0	0	0	0
O.Darkwa	0	0	0	0	0	0	0	0	0	0	0	0	0	0	1	0	0	0	0	0
R.Jennings	0	0	0	0	0	0	0	0	0	0	0	0	0	0	0	1	0	0	0	0
Total	50	19	69	1	11	2	6	2	8	2	0	4	2	0	1	1	0	0	0	0

First Quarter

9/24/2015

Play By Play

NYG wins the coin toss and elects to defer. WAS elects to Receive, and NYG elects to defend the north goal.

J.Brown kicks 67 yards from NYG 35 to WAS -2. R.Ross pushed ob at WAS 19 for 21 yards (C.Dahl).

Washington Redskins at 15:00, (1st play from scrimmage 14:56)

- 1-10-WAS 19 (14:56) (Shotgun) K.Cousins pass short right to J.Reed to WAS 23 for 4 yards (G.Selvie).
 2-6-WAS 23 (14:22) M.Jones up the middle to WAS 27 for 4 yards (K.Wynn).
 3-2-WAS 27 (13:48) (Shotgun) K.Cousins pass deep right to C.Thompson pushed ob at NYG 40 for 33 yards (B.Meriweather).
 PENALTY on WAS-J.Reed, Offensive Pass Interference, 10 yards, enforced at WAS 27 - No Play.
 3-12-WAS 17 (13:19) (Shotgun) K.Cousins pass incomplete deep right to C.Thompson.
 4-12-WAS 17 (13:07) T.Way punts 53 yards to NYG 30, Center-N.Sundberg. D.Harris to 50 for 20 yards (J.Jeffcoat).
 Penalty on NYG-R.Jennings, Running Into the Kicker, offsetting, enforced at WAS 17 - No Play.
 Penalty on WAS-B.Breeland, Player Out of Bounds on Punt, offsetting.
 4-12-WAS 17 (12:53) T.Way punt is BLOCKED by R.Jennings, Center-N.Sundberg, ball out of bounds in End Zone, SAFETY.

WAS 0 NYG 2, Safety, 2:13 elapsed

T.Way kicks 50 yards from WAS 20 to NYG 30. D.Harris to 50 for 20 yards (T.Plummer). Return Credited to NYG 43; spot of foul (13 yard return).

PENALTY on NYG-M.Herzlich, Offensive Holding, 10 yards, enforced at NYG 43.

New York Giants at 12:47, (1st play from scrimmage 12:39)

- 1-10-NYG 33 (12:39) (Shotgun) E.Manning pass short left to O.Beckham Jr. to NYG 38 for 5 yards (C.Culliver).
 2-5-NYG 38 (12:10) (No Huddle, Shotgun) R.Jennings left tackle to NYG 40 for 2 yards (K.Robinson, T.Robinson).
 3-3-NYG 40 (11:31) (No Huddle, Shotgun) S.Vereen left tackle to NYG 44 for 4 yards (W.Compton). R1
1-10-NYG 44 (10:53) (No Huddle, Shotgun) E.Manning pass short left to L.Donnell to NYG 48 for 4 yards (W.Compton).
 2-6-NYG 48 (10:21) (No Huddle, Shotgun) R.Jennings up the middle to WAS 49 for 3 yards (K.Robinson, W.Compton).
 3-3-WAS 49 (9:43) (No Huddle, Shotgun) E.Manning pass short right to D.Fells to WAS 49 for no gain (K.Robinson).
 4-3-WAS 49 (9:10) B.Wing punts 37 yards to WAS 12, Center-Z.DeOssie, fair catch by J.Crowder.
 PENALTY on WAS-T.Plummer, Defensive Holding, 6 yards, enforced at WAS 12.

Washington Redskins at 9:03

- 1-10-WAS 6 (9:03) A.Morris left tackle to WAS 9 for 3 yards (B.Meriweather, J.Bromley). WAS-S.Lauvao was injured during the play.
 2-7-WAS 9 (8:42) K.Cousins pass short middle intended for P.Garcon INTERCEPTED by P.Amukamara [D.Kennard] at WAS 20. P.Amukamara to WAS 14 for 6 yards (D.Carrier).

New York Giants at 8:30

- 1-10-WAS 14 (8:30) (Shotgun) E.Manning pass short middle to O.Beckham Jr. to WAS 8 for 6 yards (D.Goldson).
 2-4-WAS 8 (7:56) (No Huddle, Shotgun) E.Manning pass short right to R.Randle to WAS 1 for 7 yards (D.Hall, K.Robinson). P2
1-1-WAS 1 (7:18) A.Williams left tackle to WAS 1 for no gain (R.Kerrigan, W.Compton).
 2-1-WAS 1 (6:39) A.Williams left end for 1 yard, TOUCHDOWN. R3
 J.Brown extra point is GOOD, Center-Z.DeOssie, Holder-B.Wing.

WAS 0 NYG 9, 4 plays, 14 yards, 1:56 drive, 8:26 elapsed

J.Brown kicks 65 yards from NYG 35 to end zone, Touchback.

Washington Redskins at 6:34

- 1-10-WAS 20 (6:34) A.Morris right end to WAS 26 for 6 yards (B.Meriweather, C.Jenkins).
 2-4-WAS 26 (6:02) (Shotgun) C.Thompson right end to WAS 29 for 3 yards (J.Hankins).
 3-1-WAS 29 (5:21) M.Jones right guard to WAS 29 for no gain (K.Wynn).
 4-1-WAS 29 (4:37) T.Way punts 36 yards to NYG 35, Center-N.Sundberg. D.Harris MUFFS catch, recovered by NYG-O.Darkwa at NYG 36. O.Darkwa to NYG 36 for no gain (J.Johnson). Officially, a return for 0 yards.

New York Giants at 4:24

- 1-10-NYG 36 (4:24) (Shotgun) E.Manning pass short right to D.Fells to NYG 40 for 4 yards (K.Robinson).
 2-6-NYG 40 (3:46) (No Huddle, Shotgun) E.Manning pass deep right to R.Randle pushed ob at WAS 30 for 30 yards (D.Hall). P4
1-10-WAS 30 (3:32) E.Manning pass short middle to O.Beckham Jr. to WAS 16 for 14 yards (C.Culliver).
 PENALTY on NYG-W.Richburg, Offensive Holding, 10 yards, enforced at WAS 30 - No Play.
 1-20-WAS 40 (3:07) (Shotgun) E.Manning pass short right to R.Jennings to WAS 22 for 18 yards (K.Robinson).
 2-2-WAS 22 (2:22) (No Huddle, Shotgun) R.Jennings right tackle to WAS 19 for 3 yards (K.Robinson, R.Jean Francois). R5
 Timeout #1 by NYG at 01:33.
1-10-WAS 19 (1:33) E.Manning pass deep right intended for L.Donnell INTERCEPTED by D.Hall at WAS 0. D.Hall to WAS 36 for 36 yards (M.Newhouse).
 The Replay Official reviewed the incomplete pass ruling, and the play was REVERSED.
 E.Manning pass incomplete short right to L.Donnell.

Washington Redskins vs New York Giants at MetLife Stadium

2-10-WAS 19 (1:30) R.Jennings right guard to WAS 17 for 2 yards (D.Goldson, R.Jean Francois).

3-8-WAS 17 (:48) (No Huddle, Shotgun) E.Manning pass incomplete short right to S.Vereen.

4-8-WAS 17 (:43) J.Brown 35 yard field goal is GOOD, Center-Z.DeOssie, Holder-B.Wing.

WAS 0 NYG 12, 8 plays, 47 yards, 3:45 drive, 14:21 elapsed

J.Brown kicks 65 yards from NYG 35 to end zone, Touchback.

Washington Redskins at 0:39

1-10-WAS 20 (:39) M.Jones left end pushed ob at WAS 30 for 10 yards (P.Amukamara).

R1

1-10-WAS 30 (:16) K.Cousins pass short left to P.Garcon to WAS 35 for 5 yards (P.Amukamara, K.Wynn).

END OF QUARTER

	Score	Time Poss	First Downs				Efficiencies	
			R	P	X	T	3 Down	4 Down
Washington Redskins	0	5:35	1	0	0	1	0/2	0/0
New York Giants	12	9:25	3	2	0	5	1/3	0/0

Second Quarter

9/24/2015

Play By Play

Washington Redskins continued.

2-5-WAS 35	(15:00) M.Jones right tackle to WAS 39 for 4 yards (J.Bromley, K.Wynn).	
3-1-WAS 39	(14:24) (Shotgun) K.Cousins pass deep right to A.Roberts to NYG 43 for 18 yards (L.Collins).	P2
<u>1-10-NYG 43</u>	(13:44) M.Jones right end to NYG 37 for 6 yards (L.Collins).	
2-4-NYG 37	(12:59) M.Jones left tackle to NYG 32 for 5 yards (D.Kennard, P.Amukamara).	R3
<u>1-10-NYG 32</u>	(12:32) K.Cousins pass incomplete deep right to R.Grant.	
	Timeout #1 by WAS at 12:22.	
2-10-NYG 32	(12:22) (Shotgun) M.Jones left tackle to NYG 26 for 6 yards (C.Jenkins, K.Wynn).	
3-4-NYG 26	(11:45) (Shotgun) K.Cousins pass incomplete deep left to J.Reed (L.Collins).	
4-4-NYG 26	(11:36) D.Hopkins 44 yard field goal is GOOD, Center-N.Sundberg, Holder-T.Way.	

WAS 3 NYG 12, 10 plays, 54 yards, 4:08 drive, 3:29 elapsed

D.Hopkins kicks 65 yards from WAS 35 to end zone, Touchback.

PENALTY on WAS-J.Johnson, Unnecessary Roughness, 15 yards, enforced at NYG 20.

New York Giants at 11:31

1-10-NYG 35	(11:31) A.Williams right end to NYG 40 for 5 yards (K.Robinson, W.Compton).	
2-5-NYG 40	(10:51) (No Huddle) E.Manning pass short right to R.Randle to 50 for 10 yards (W.Compton, D.Hall).	P6
<u>1-10-50</u>	(10:14) (No Huddle) A.Williams left tackle to WAS 45 for 5 yards (W.Compton).	
2-5-WAS 45	(9:32) (No Huddle) A.Williams right guard to WAS 44 for 1 yard (T.Knighton, B.Breeland).	
3-4-WAS 44	(8:48) (No Huddle, Shotgun) E.Manning pass short middle to D.Fells to WAS 21 for 23 yards (K.Robinson, T.Robinson).	P7
<u>1-10-WAS 21</u>	(8:11) (No Huddle, Shotgun) A.Williams right tackle to WAS 18 for 3 yards (C.Baker, T.Murphy).	
2-7-WAS 18	(7:45) (No Huddle, Shotgun) E.Manning pass incomplete short left to D.Harris.	
3-7-WAS 18	(7:41) (No Huddle, Shotgun) E.Manning pass incomplete short middle to L.Donnell.	
4-7-WAS 18	(7:36) J.Brown 36 yard field goal is GOOD, Center-Z.DeOssie, Holder-B.Wing.	

WAS 3 NYG 15, 9 plays, 47 yards, 3:59 drive, 7:28 elapsed

J.Brown kicks 65 yards from NYG 35 to end zone, Touchback.

Washington Redskins at 7:32

1-10-WAS 20	(7:32) K.Cousins pass incomplete deep middle to P.Garcon (P.Amukamara).	
2-10-WAS 20	(7:25) A.Morris left tackle to WAS 21 for 1 yard (D.Kennard, U.Unga).	
3-9-WAS 21	(6:49) (Shotgun) K.Cousins pass short left to J.Reed ran ob at WAS 41 for 20 yards (U.Unga).	P4
<u>1-10-WAS 41</u>	(6:17) A.Morris left tackle to WAS 42 for 1 yard (B.Meriweather, K.Wynn).	
2-9-WAS 42	(5:39) (Shotgun) K.Cousins pass short right to J.Crowder to NYG 43 for 15 yards (J.Hosley, U.Unga) [D.Moore].	P5
<u>1-10-NYG 43</u>	(4:51) M.Jones left end to NYG 46 for -3 yards (D.Kennard).	
2-13-NYG 46	(4:13) (Shotgun) K.Cousins pass short left to J.Crowder to NYG 13 for 33 yards (D.Moore). Pass credited to NYG 40; spot of foul (6 passing yards).	
	PENALTY on WAS-K.Lichtensteiger, Offensive Holding, 10 yards, enforced at NYG 40.	
2-17-50	(3:46) (Shotgun) K.Cousins pass short right to P.Garcon to NYG 39 for 11 yards (T.McBride, U.Unga).	
3-6-NYG 39	(3:09) (Shotgun) K.Cousins pass short left to P.Garcon to NYG 20 for 19 yards (P.Amukamara, B.Meriweather).	P6
<u>1-10-NYG 20</u>	(2:32) (No Huddle, Shotgun) M.Jones left tackle to NYG 19 for 1 yard (J.Hankins, G.Selvie).	

Two-Minute Warning

2-9-NYG 19	(2:00) (Shotgun) K.Cousins pass incomplete short middle to A.Roberts.	
3-9-NYG 19	(1:53) (Shotgun) K.Cousins pass incomplete deep right to J.Reed.	
4-9-NYG 19	(1:48) D.Hopkins 37 yard field goal is GOOD, Center-N.Sundberg, Holder-T.Way.	

WAS 6 NYG 15, 13 plays, 61 yards, 5:49 drive, 13:17 elapsed

D.Hopkins kicks 65 yards from WAS 35 to end zone, Touchback.

New York Giants at 1:43

1-10-NYG 20	(1:43) (Shotgun) S.Vereen up the middle to NYG 23 for 3 yards (C.Baker).	
2-7-NYG 23	(1:24) (No Huddle, Shotgun) E.Manning pass short right to O.Beckham Jr. to NYG 37 for 14 yards (D.Hall).	P8
<u>1-10-NYG 37</u>	(1:04) (No Huddle, Shotgun) E.Manning pass short middle to R.Jennings to NYG 44 for 7 yards (T.Robinson).	
	Timeout #2 by NYG at 00:57.	
2-3-NYG 44	(:57) (Shotgun) E.Manning pass short left to O.Beckham Jr. to WAS 44 for 12 yards (C.Culliver).	P9
<u>1-10-WAS 44</u>	(:39) (No Huddle, Shotgun) E.Manning pass incomplete deep left to O.Beckham Jr..	

Washington Redskins vs New York Giants at MetLife Stadium

- 2-10-WAS 44 (:36) (No Huddle, Shotgun) E.Manning pass incomplete short middle to S.Vereen (R.Kerrigan).
PENALTY on NYG-D.Harris, Offensive Pass Interference, 10 yards, enforced at WAS 44 - No Play.
- 2-20-NYG 46 (:31) (Shotgun) E.Manning pass short middle to O.Beckham Jr. to WAS 46 for 8 yards (D.Goldson, K.Robinson) [S.Paea].
Timeout #3 by NYG at 00:25.
- 3-12-WAS 46 (:25) (Shotgun) E.Manning pass incomplete short middle to S.Vereen [S.Paea].
- 4-12-WAS 46 (:19) B.Wing punts 45 yards to WAS 1, Center-Z.DeOssie, downed by NYG-Z.DeOssie.

Washington Redskins at 0:06

- 1-10-WAS 1 (:06) D.Young up the middle to WAS 3 for 2 yards (K.Wynn, J.Hankins).

END OF QUARTER

	Score	Time Poss	First Downs				Efficiencies	
			R	P	X	T	3 Down	4 Down
Washington Redskins	6	9:24	1	4	0	5	3/5	0/0
New York Giants	15	5:36	0	4	0	4	1/3	0/0

Third Quarter

9/24/2015

Play By Play

NYG elects to Receive, and WAS elects to defend the North goal.

D.Hopkins kicks 65 yards from WAS 35 to end zone, Touchback.

New York Giants at 15:00

1-10-NYG 20	(15:00) R.Jennings right guard to NYG 29 for 9 yards (D.Goldson).	
2-1-NYG 29	(14:30) (No Huddle) R.Jennings left guard to NYG 31 for 2 yards (W.Compton, T.Murphy).	R10
1-10-NYG 31	(13:57) (No Huddle) R.Jennings right guard to NYG 33 for 2 yards (T.Knighton, T.Robinson).	
2-8-NYG 33	(13:16) (Shotgun) E.Manning pass short right to R.Jennings to NYG 33 for no gain (K.Robinson). WAS-D.Hall was injured during the play.	
3-8-NYG 33	(12:41) (Shotgun) E.Manning pass short right to R.Randle to NYG 42 for 9 yards (D.Goldson).	P11
1-10-NYG 42	(12:02) (No Huddle, Shotgun) S.Vereen up the middle to NYG 45 for 3 yards (W.Compton, T.Knighton).	
2-7-NYG 45	(11:24) (No Huddle, Shotgun) E.Manning pass short right to R.Randle pushed ob at WAS 47 for 8 yards (B.Breeland).	P12
1-10-WAS 47	(10:55) (No Huddle, Shotgun) S.Vereen right tackle to WAS 42 for 5 yards (W.Compton).	
2-5-WAS 42	(10:23) (No Huddle, Shotgun) S.Vereen left guard to WAS 38 for 4 yards (W.Blackmon, T.Knighton).	
3-1-WAS 38	(9:45) (No Huddle) R.Jennings left end to WAS 38 for no gain (W.Compton, K.Robinson).	
4-1-WAS 38	(8:59) (No Huddle, Shotgun) E.Manning pass short right to O.Beckham Jr. to WAS 34 for 4 yards (B.Breeland).	P13
1-10-WAS 34	(8:22) (No Huddle, Shotgun) S.Vereen right guard to WAS 30 for 4 yards (D.Goldson).	
2-6-WAS 30	(7:48) (No Huddle, Shotgun) E.Manning pass incomplete short right to S.Vereen.	
3-6-WAS 30	(7:40) (No Huddle, Shotgun) E.Manning pass incomplete short left to L.Donnell.	
4-6-WAS 30	(7:34) J.Brown 48 yard field goal is GOOD, Center-Z.DeOssie, Holder-B.Wing.	

WAS 6 NYG 18, 15 plays, 50 yards, 7:31 drive, 7:31 elapsed

J.Brown kicks 57 yards from NYG 35 to WAS 8. R.Ross to WAS 24 for 16 yards (T.Wade, Co.Taylor).

Washington Redskins at 7:29, (1st play from scrimmage 7:23)

1-10-WAS 24	(7:23) A.Morris right tackle to WAS 31 for 7 yards (D.Kennard).	
2-3-WAS 31	(6:54) A.Morris right tackle to WAS 32 for 1 yard (J.Bromley, D.Kennard).	
3-2-WAS 32	(6:12) (Shotgun) K.Cousins pass short middle to R.Grant to WAS 35 for 3 yards (U.Unga).	P7
1-10-WAS 35	(5:35) K.Cousins pass short left to J.Reed pushed ob at NYG 47 for 18 yards (P.Amukamara).	P8
1-10-NYG 47	(5:14) M.Jones right tackle to NYG 47 for no gain (J.Thomas, K.Wynn).	
2-10-NYG 47	(4:34) (Shotgun) K.Cousins pass short middle to J.Reed to NYG 34 for 13 yards (L.Collins).	P9
1-10-NYG 34	(3:57) (Shotgun) K.Cousins pass short right intended for D.Carrier INTERCEPTED by U.Unga (D.Kennard) at NYG 27. U.Unga to NYG 27 for no gain (A.Morris). WAS-M.Moses was injured during the play.	

New York Giants at 3:45

1-10-NYG 27	(3:45) E.Manning pass short left to R.Randle to NYG 38 for 11 yards (C.Culliver, D.Goldson).	P14
1-10-NYG 38	(3:06) A.Williams up the middle to NYG 49 for 11 yards (D.Goldson).	R15
1-10-NYG 49	(2:24) A.Williams left guard to NYG 49 for no gain (C.Baker, T.Robinson).	
2-10-NYG 49	(1:47) (Shotgun) E.Manning pass short middle to L.Donnell to WAS 45 for 6 yards (C.Culliver).	
3-4-WAS 45	(1:12) (No Huddle, Shotgun) PENALTY on NYG-J.Pugh, False Start, 5 yards, enforced at WAS 45 - No Play.	
3-9-50	(:46) (Shotgun) E.Manning pass incomplete deep middle to O.Beckham Jr. (C.Culliver) [C.Baker].	
	PENALTY on WAS-C.Culliver, Illegal Contact, 5 yards, enforced at 50 - No Play.	X16
1-10-WAS 45	(:39) A.Williams right end to WAS 43 for 2 yards (C.Baker, T.Robinson).	
	PENALTY on NYG-M.Newhouse, Offensive Holding, 10 yards, enforced at WAS 45 - No Play.	
1-20-NYG 45	(:20) (Shotgun) A.Williams left tackle to NYG 48 for 3 yards (W.Blackmon, D.Goldson).	

END OF QUARTER

	Score	Time Poss	First Downs				Efficiencies	
			R	P	X	T	3 Down	4 Down
Washington Redskins	6	3:44	0	3	0	3	1/1	0/0
New York Giants	18	11:16	2	4	1	7	1/3	1/1

Fourth Quarter

9/24/2015

Play By Play

New York Giants continued.

2-17-NYG 48	(15:00) (Shotgun) E.Manning pass deep left to L.Donnell to WAS 30 for 22 yards (T.Robinson).	P17
<u>1-10-WAS 30</u>	(14:16) (No Huddle) A.Williams left tackle to WAS 30 for no gain (S.Paea).	
2-10-WAS 30	(13:46) (No Huddle) E.Manning pass deep middle to O.Beckham Jr. for 30 yards, TOUCHDOWN. J.Brown extra point is GOOD, Center-Z.DeOssie, Holder-B.Wing.	P18

WAS 6 NYG 25, 8 plays, 73 yards, 1 penalty, 5:06 drive, 1:21 elapsed

J.Brown kicks 63 yards from NYG 35 to WAS 2. R.Ross to WAS 22 for 20 yards (C.Dahl, J.Casillas).

Washington Redskins at 13:39, (1st play from scrimmage 13:31)

1-10-WAS 22	(13:31) (Shotgun) K.Cousins pass short left to P.Garcon to WAS 37 for 15 yards (B.Meriweather, P.Amukamara). NYG-P.Amukamara was injured during the play.	P10
<u>1-10-WAS 37</u>	(13:05) (Shotgun) K.Cousins pass short middle to J.Reed to NYG 48 for 15 yards (J.Casillas, T.McBride).	P11
<u>1-10-NYG 48</u>	(12:36) (No Huddle, Shotgun) K.Cousins pass incomplete short right to J.Reed.	
2-10-NYG 48	(12:25) (Shotgun) K.Cousins pass incomplete short right to R.Grant [D.Moore].	
3-10-NYG 48	(12:17) (Shotgun) K.Cousins pass short right to C.Thompson pushed ob at NYG 40 for 8 yards (U.Unga).	
4-2-NYG 40	(12:03) (Shotgun) K.Cousins pass short left to R.Grant to NYG 34 for 6 yards (T.McBride). Penalty on NYG-J.Hosley, Illegal Use of Hands, declined.	P12
<u>1-10-NYG 34</u>	(11:45) (Shotgun) K.Cousins pass short left to R.Ross to NYG 27 for 7 yards (T.Wade, L.Collins).	
2-3-NYG 27	(11:16) (No Huddle, Shotgun) K.Cousins pass incomplete short left to C.Thompson [K.Wynn]. Timeout #1 by NYG at 11:09.	
3-3-NYG 27	(11:09) (Shotgun) K.Cousins pass short right to J.Crowder to NYG 21 for 6 yards (T.McBride).	P13
<u>1-10-NYG 21</u>	(10:37) (No Huddle, Shotgun) K.Cousins pass incomplete short right to J.Reed (J.Hosley). PENALTY on NYG-L.Collins, Illegal Contact, 5 yards, enforced at NYG 21 - No Play.	X14
<u>1-10-NYG 16</u>	(10:29) (Shotgun) K.Cousins pass incomplete short middle to A.Roberts.	
2-10-NYG 16	(10:25) (Shotgun) K.Cousins pass incomplete deep left to R.Grant.	
3-10-NYG 16	(10:18) (Shotgun) PENALTY on WAS-K.Cousins, Delay of Game, 5 yards, enforced at NYG 16 - No Play.	
3-15-NYG 21	(10:18) (Shotgun) K.Cousins pass short middle to C.Thompson to NYG 7 for 14 yards (J.Casillas).	
4-1-NYG 7	(9:42) M.Jones left end to NYG 2 for 5 yards (T.Wade). FUMBLES (T.Wade), ball out of bounds in End Zone, Touchback.	

New York Giants at 9:32

1-10-NYG 20	(9:32) R.Jennings right guard to NYG 21 for 1 yard (C.Baker, T.Knighton).	
2-9-NYG 21	(8:57) (Shotgun) R.Jennings left tackle to NYG 29 for 8 yards (W.Blackmon, D.Goldson). Timeout #2 by NYG at 08:07.	
3-1-NYG 29	(8:07) (Shotgun) R.Jennings left tackle to NYG 29 for no gain (K.Robinson, T.Murphy).	
4-1-NYG 29	(7:31) B.Wing punts 45 yards to WAS 26, Center-Z.DeOssie, fair catch by J.Crowder.	

Washington Redskins at 7:24

1-10-WAS 26	(7:24) (Shotgun) K.Cousins sacked at WAS 15 for -11 yards (J.Casillas).	
2-21-WAS 15	(6:50) (Shotgun) K.Cousins pass short left to J.Reed to WAS 26 for 11 yards (B.Meriweather, L.Collins). PENALTY on WAS-J.Crowder, Offensive Pass Interference, 7 yards, enforced at WAS 15 - No Play.	
2-28-WAS 8	(6:30) (Shotgun) K.Cousins pass short left to P.Garcon to WAS 22 for 14 yards (P.Amukamara).	
3-14-WAS 22	(5:55) (Shotgun) K.Cousins pass short middle to P.Garcon to WAS 37 for 15 yards (P.Amukamara). FUMBLES (P.Amukamara), RECOVERED by NYG-T.McBride at WAS 36. T.McBride to WAS 36 for no gain (J.Reed). The Replay Official reviewed the fumble ruling, and the play was REVERSED. (Shotgun) K.Cousins pass incomplete short middle to P.Garcon (P.Amukamara).	
4-14-WAS 22	(5:48) (Shotgun) K.Cousins pass incomplete deep left to P.Garcon. PENALTY on NYG-P.Amukamara, Defensive Pass Interference, 12 yards, enforced at WAS 22 - No Play.	X15
<u>1-10-WAS 34</u>	(5:43) (Shotgun) K.Cousins pass incomplete short right to P.Garcon [N.Whitlock].	
2-10-WAS 34	(5:39) (Shotgun) K.Cousins pass incomplete short left to P.Garcon.	
3-10-WAS 34	(5:33) (Shotgun) K.Cousins pass short right to C.Thompson to WAS 35 for 1 yard (T.McBride).	
4-9-WAS 35	(5:00) (No Huddle, Shotgun) K.Cousins pass short middle to C.Thompson to WAS 45 for 10 yards (U.Unga).	P16
<u>1-10-WAS 45</u>	(4:34) (No Huddle, Shotgun) K.Cousins pass short left to J.Crowder to NYG 49 for 6 yards (T.McBride).	
2-4-NYG 49	(4:07) (No Huddle, Shotgun) K.Cousins pass deep middle to J.Reed to NYG 23 for 26 yards (J.Casillas, L.Collins). Timeout #1 by WAS at 03:55.	P17
<u>1-10-NYG 23</u>	(3:55) (Shotgun) K.Cousins pass short left to J.Crowder pushed ob at NYG 11 for 12 yards (L.Collins).	P18

Washington Redskins vs New York Giants at MetLife Stadium

1-10-NYG 11 (3:50) (Shotgun) K.Cousins pass short left to C.Thompson to NYG 4 for 7 yards (U.Unga). FUMBLES (U.Unga), ball out of bounds at NYG 4.
 2-3-NYG 4 (3:44) (Shotgun) K.Cousins pass short left to C.Thompson for 4 yards, TOUCHDOWN.
 Timeout #3 by NYG at 03:40.
 (Pass formation) TWO-POINT CONVERSION ATTEMPT. K.Cousins pass to J.Crowder is complete. ATTEMPT SUCCEEDS.

P19

WAS 14 NYG 25, 12 plays, 74 yards, 1 penalty, 3:44 drive, 11:20 elapsed

D.Hopkins kicks onside 10 yards from WAS 35 to WAS 45. S.Vereen to WAS 41 for 4 yards (D.Carrier).

New York Giants at 3:40, (1st play from scrimmage 3:36)

1-10-WAS 41 (3:36) A.Williams up the middle to WAS 40 for 1 yard (T.Knighton, R.Jean Francois).
 Timeout #2 by WAS at 03:33.

2-9-WAS 40 (3:33) A.Williams right tackle to WAS 41 for -1 yards (C.Baker).
 Timeout #3 by WAS at 03:29.

3-10-WAS 41 (3:29) (Shotgun) E.Manning pass deep right to R.Randle for 41 yards, TOUCHDOWN.
 J.Brown extra point is GOOD, Center-Z.DeOssie, Holder-B.Wing.

P19

WAS 14 NYG 32, 3 plays, 41 yards, 0:19 drive, 11:39 elapsed

J.Brown kicks 66 yards from NYG 35 to WAS -1. R.Ross for 101 yards, TOUCHDOWN.

Washington Redskins at 3:21

D.Hopkins extra point is GOOD, Center-N.Sundberg, Holder-T.Way.

WAS 21 NYG 32, 0 plays, 100 yards, 0:13 drive, 11:52 elapsed

D.Hopkins kicks onside 21 yards from WAS 35 to NYG 44, out of bounds.

New York Giants at 3:08

1-10-NYG 44 (3:08) A.Williams left tackle to NYG 44 for no gain (R.Jean Francois, C.Baker).

2-10-NYG 44 (2:27) A.Williams up the middle to NYG 44 for no gain (T.Robinson).

Two-Minute Warning

3-10-NYG 44 (2:00) (Shotgun) E.Manning pass incomplete deep right to O.Beckham Jr. (B.Breeland).

4-10-NYG 44 (1:56) B.Wing punts 44 yards to WAS 12, Center-Z.DeOssie. J.Crowder pushed ob at WAS 22 for 10 yards (M.Herzlich).

Washington Redskins at 1:43

1-10-WAS 22 (1:43) (Shotgun) K.Cousins pass short right to J.Crowder to WAS 22 for no gain (J.Casillas).

2-10-WAS 22 (1:19) (No Huddle, Shotgun) K.Cousins pass short middle to C.Thompson to WAS 28 for 6 yards (J.Casillas).

3-4-WAS 28 (:58) (No Huddle, Shotgun) K.Cousins pass incomplete short right to C.Thompson (U.Unga).

4-4-WAS 28 (:52) (Shotgun) K.Cousins pass incomplete short middle to J.Crowder (J.Casillas).

PENALTY on NYG-J.Casillas, Defensive Pass Interference, 5 yards, enforced at WAS 28 - No Play.

X20

1-10-WAS 33 (:49) (Shotgun) K.Cousins pass incomplete deep right to P.Garcon.

2-10-WAS 33 (:42) (Shotgun) K.Cousins pass short middle to C.Thompson to WAS 40 for 7 yards (U.Unga).

3-3-WAS 40 (:18) (No Huddle, Shotgun) K.Cousins pass deep left to R.Ross pushed ob at NYG 40 for 20 yards (P.Amukamara).

P21

1-10-NYG 40 (:11) (Shotgun) K.Cousins pass incomplete deep right to P.Garcon (L.Collins).

2-10-NYG 40 (:04) (Shotgun) C.Thompson up the middle to NYG 14 for 26 yards (J.Casillas).

R22

END OF QUARTER

	Score	Time Poss	First Downs				Efficiencies	
			R	P	X	T	3 Down	4 Down
Washington Redskins	21	9:47	1	9	3	13	2/7	2/3
New York Giants	32	5:13	0	3	0	3	1/3	0/0

Miscellaneous Statistics Report

Washington Redskins vs New York Giants
9/24/2015 at MetLife Stadium

Ten Longest Plays for Washington Redskins

Yards	Qtr	Play Start	Play Description
26	4	2-4-NYG 49	(4:07) (No Huddle, Shotgun) K.Cousins pass deep middle to J.Reed to NYG 23 for 26 yards (J.Casillas, L.Collins).
26	4	2-10-NYG 40	(:04) (Shotgun) C.Thompson up the middle to NYG 14 for 26 yards (J.Casillas).
20	2	3-9-WAS 21	(6:49) (Shotgun) K.Cousins pass short left to J.Reed ran ob at WAS 41 for 20 yards (U.Unga).
20	4	3-3-WAS 40	(:18) (No Huddle, Shotgun) K.Cousins pass deep left to R.Ross pushed ob at NYG 40 for 20 yards (P.Amukamara).
19	2	3-6-NYG 39	(3:09) (Shotgun) K.Cousins pass short left to P.Garcon to NYG 20 for 19 yards (P.Amukamara, B.Meriweather).
18	2	3-1-WAS 39	(14:24) (Shotgun) K.Cousins pass deep right to A.Roberts to NYG 43 for 18 yards (L.Collins).
18	3	1-10-WAS 35	(5:35) K.Cousins pass short left to J.Reed pushed ob at NYG 47 for 18 yards (P.Amukamara).
15	2	2-9-WAS 42	(5:39) (Shotgun) K.Cousins pass short right to J.Crowder to NYG 43 for 15 yards (J.Hosley, U.Unga) [D.Moore].
15	4	1-10-WAS 22	(13:31) (Shotgun) K.Cousins pass short left to P.Garcon to WAS 37 for 15 yards (B.Meriweather, P.Amukamara). NYG-P.Amukamara was injured during the play.
15	4	1-10-WAS 37	(13:05) (Shotgun) K.Cousins pass short middle to J.Reed to NYG 48 for 15 yards (J.Casillas, T.McBride).

Ten Longest Plays for New York Giants

Yards	Qtr	Play Start	Play Description
41	4	3-10-WAS 41	(3:29) (Shotgun) E.Manning pass deep right to R.Randle for 41 yards, TOUCHDOWN.
30	1	2-6-NYG 40	(3:46) (No Huddle, Shotgun) E.Manning pass deep right to R.Randle pushed ob at WAS 30 for 30 yards (D.Hall).
30	4	2-10-WAS 30	(13:46) (No Huddle) E.Manning pass deep middle to O.Beckham Jr. for 30 yards, TOUCHDOWN.
23	2	3-4-WAS 44	(8:48) (No Huddle, Shotgun) E.Manning pass short middle to D.Fells to WAS 21 for 23 yards (K.Robinson, T.Robinson).
22	4	2-17-NYG 48	(15:00) (Shotgun) E.Manning pass deep left to L.Donnell to WAS 30 for 22 yards (T.Robinson).
18	1	1-20-WAS 40	(3:07) (Shotgun) E.Manning pass short right to R.Jennings to WAS 22 for 18 yards (K.Robinson).
14	2	2-7-NYG 23	(1:24) (No Huddle, Shotgun) E.Manning pass short right to O.Beckham Jr. to NYG 37 for 14 yards (D.Hall).
12	2	2-3-NYG 44	(:57) (Shotgun) E.Manning pass short left to O.Beckham Jr. to WAS 44 for 12 yards (C.Culliver).
11	3	1-10-NYG 27	(3:45) E.Manning pass short left to R.Randle to NYG 38 for 11 yards (C.Culliver, D.Goldson).
11	3	1-10-NYG 38	(3:06) A.Williams up the middle to NYG 49 for 11 yards (D.Goldson).

Touchdown Scoring Information

		Offense	Defense	Special Teams
VISITOR	Washington Redskins	1	0	1
HOME	New York Giants	3	0	0

Player Scoring Information

Club	Player	TD	Rush TD	Rec TD	KO TD	Punt TD	Int TD	Fum TD	Misc TD	FG	XP	2Pt Rush	2Pt Rec	Sfty	Points
WAS	D.Hopkins	0	0	0	0	0	0	0	0	2	1	0	0	0	7
WAS	C.Thompson	0	0	1	0	0	0	0	0	0	0	0	0	0	6
WAS	R.Ross	0	0	0	1	0	0	0	0	0	0	0	0	0	6
WAS	J.Crowder	0	0	0	0	0	0	0	0	0	0	0	1	0	2
NYG	J.Brown	0	0	0	0	0	0	0	0	3	3	0	0	0	12
NYG	A.Williams	0	1	0	0	0	0	0	0	0	0	0	0	0	6
NYG	O.Beckham Jr.	0	0	1	0	0	0	0	0	0	0	0	0	0	6
NYG	R.Randle	0	0	1	0	0	0	0	0	0	0	0	0	0	6
NYG	R.Jennings	0	0	0	0	0	0	0	0	0	0	0	0	1	2

Possession Detail

	First Half		Second Half		Game	
	Visitor	Home	Visitor	Home	Visitor	Home
Largest Lead	0	12	0	19	0	19
Drives Leading	0	5	0	5	0	10
Time of Possession Leading	0:00	15:01	0:00	16:29	0:00	31:30
Largest Deficit	-12	0	-19	0	-19	0
Drives Trailing	5	0	5	0	10	0
Time of Possession Trailing	12:46	0:00	13:31	0:00	26:17	0:00
Times Score Tied Up		0		0		0
Lead Changes		1		0		1

Playtime Percentage

Percent of playtime per player on offense, defense and special teams

Washington Redskins

New York Giants

		Offense	Defense	Special Teams				Offense	Defense	Special Teams			
T Williams	T	76	100%	3	10%	G Schwartz	G	67	100%	6	21%		
M Moses	T	76	100%	3	10%	J Jerry	G	67	100%	6	21%		
B Scherff	T	76	100%	3	10%	M Newhouse	T	67	100%	6	21%		
K Lichtensteiger	C	76	100%			E Manning	QB	67	100%				
K Cousins	QB	76	100%			J Pugh	G	67	100%				
P Garcon	WR	65	86%			W Richburg	C	67	100%				
J Reed	TE	62	82%			O Beckham	WR	65	97%	2	7%		
A Roberts	WR	54	71%			R Randle	WR	64	96%	2	7%		
J Crowder	WR	51	67%	4	14%	L Donnell	TE	45	67%				
C Thompson	RB	38	50%	13	45%	D Harris	WR	44	66%	16	55%		
J LeRibeus	C	37	49%	2	7%	D Fells	TE	36	54%	11	38%		
T Compton	T	34	45%	4	14%	A Williams	RB	23	34%	4	14%		
R Grant	WR	33	43%	7	24%	R Jennings	RB	21	31%	5	17%		
M Jones	RB	26	34%	7	24%	S Vereen	RB	21	31%	2	7%		
D Carrier	TE	24	32%	12	41%	N Whitlock	FB	14	21%	8	11%		
A Morris	RB	12	16%			D Reynolds	C	2	3%	10	34%		
R Ross	WR	8	11%	12	41%	L Collins	FS		76	100%			
S Lauvao	G	5	7%			B Meriweather	FS		75	99%			
D Young	FB	4	5%	18	62%	J Hosley	CB		75	99%			
A McCoy	TE	3	4%			P Amukamara	CB		69	91%	6	21%	
D Goldson	FS		67	100%	12	41%	K Wynn	DE		59	78%	4	14%
T Robinson	FS		67	100%	12	41%	T McBride	CB		58	76%	7	24%
K Robinson	LB		67	100%	9	31%	J Hankins	DT		55	72%	6	21%
C Culliver	CB		67	100%			C Jenkins	DE		55	72%		
R Kerrigan	LB		63	94%	6	21%	U Unga	LB		48	63%	4	14%
B Breeland	CB		58	87%	17	59%	D Kennard	LB		46	61%	7	24%
W Compton	LB		56	84%	11	38%	G Selvie	DE		44	58%	9	31%
J Hatcher	DE		46	69%	6	21%	J Casillas	LB		43	57%	20	69%
T Murphy	LB		44	66%	12	41%	D Moore	DE		39	51%	12	41%
D Hall	CB		36	54%			J Beason	LB		27	36%		
T Knighton	NT		34	51%	4	14%	J Bromley	DT		25	33%	3	10%
W Blackmon	CB		29	43%	10	34%	J Thomas	LB		14	18%	10	34%
P Smith	LB		27	40%	12	41%	T Wade	CB		11	14%	17	59%
C Baker	DE		26	39%			L Nix	NT		6	8%	3	10%
S Paea	DE		22	33%	8	28%	C Dahl	SS		2	3%	23	79%
R Jean Francois	DE		21	31%	8	28%	M Herzlich	LB		1	1%	23	79%
K Golston	NT		6	9%	12	41%	C Taylor	SS				13	45%
K Jarrett	FS		1	1%	17	59%	J Brown	K				13	45%
J Johnson	SS				20	69%	G Davis	WR				11	38%
T Plummer	LB				17	59%	Z DeOssie	LS				10	34%
J Jeffcoat	LB				14	48%	B Wing	P				10	34%
D Hopkins	K				8	28%	O Darkwa	RB				7	24%
T Way	P				7	24%	B Hart	T				6	21%
N Sundberg	LS				6	21%	J Brinkley	LB				5	17%
T Nsekhe	T				3	10%							

National Football League Game Summary

NFL Copyright © 2015 by The National Football League. All rights reserved. This summary and play-by-play is for the express purpose of assisting media in their coverage of the game; any other use of this material is prohibited without the written permission of the National Football League. Updated: 10/10/2015

Date: Sunday, 10/4/2015

Philadelphia Eagles at Washington Redskins
at FedExField, Landover, MD

Start Time: 1:03 PM EST

Game Day Weather

Game Weather: Cloudy
Played Outdoor on Turf: Grass

Temp: 58° F (14.4° C) Humidity: 82%, Wind: NE 13 mph
Outdoor Weather: Cloudy,

Officials

Referee: Boger, Jerome (23) Umpire: Hall, Richard (49) Head Linesman: McGrath, John (5)
Line Judge: Seeman, Jeff (45) Side Judge: Coleman IV, Walt (87) Field Judge: Meslow, David (118)
Back Judge: Steratore, Tony (112) Replay Official: Madsen, Carl ()

Lineups

Philadelphia Eagles

Washington Redskins

Offense			Defense			Offense			Defense		
WR	14	R.Cooper	DE	91	F.Cox	WR	14	R.Grant	NT	98	T.Knighton
LT	71	J.Peters	NT	96	B.Logan	LT	71	Trent.Williams	LDE	30	K.Jarrett
LG	76	A.Barbre	DE	93	B.Bair	LG	61	S.Long	RDE	97	J.Hatcher
C	62	J.Kelce	OLB	98	C.Barwin	C	78	K.Lichtensteiger	SLB	93	T.Murphy
RG	64	M.Tobin	ILB	59	D.Ryans	RG	75	B.Scherff	MIKE	52	K.Robinson
RT	65	L.Johnson	ILB	95	M.Kendricks	RT	76	M.Moses	MO	51	W.Compton
TE	86	Z.Ertz	OLB	55	B.Graham	TE	86	J.Reed	WLB	91	R.Kerrigan
WR	17	N.Agholor	CB	31	B.Maxwell	QB	8	K.Cousins	CB	26	B.Breeland
WR	43	D.Sproles	CB	23	N.Carroll	WR	88	P.Garcon	SS	34	T.Robinson
RB	24	R.Mathews	S	26	W.Thurmond	RB	46	A.Morris	FS	38	D.Goldson
QB	7	S.Bradford	S	27	M.Jenkins	TE	89	D.Carrier	CB	29	C.Culliver

Substitutions

Substitutions

K 6 C.Sturgis, P 8 D.Jones, WR 13 J.Huff, WR 16 S.Ajirotutu, WR 19 M.Austin, S 21 J.Couplin, RB 29 D.Murray, DB 32 E.Rowe, RB 34 K.Barner, CB 35 D.Rice, CB 38 E.Biggers, LS 46 J.Dorenbos, TE 47 T.Burton, LB 52 B.Jones, LB 53 N.Goode, LB 56 B.Braman, LB 58 J.Hicks, G/T 67 D.Kelly, C/G 68 J.Andrews, DE 75 V.Curry, WR 81 J.Matthews, TE 87 B.Celek, DT 94 B.Allen

K 3 D.Hopkins, P 5 T.Way, WR 19 R.Ross, S 20 J.Johnson, CB 22 D.Everett, RB 25 C.Thompson, RB 31 M.Jones, FB 36 D.Young, CB 41 W.Blackmon, WR 47 Q.Dunbar, LB 53 J.Jeffcoat, LB 54 M.Foster, LS 57 N.Sundberg, LB 59 T.Plummer, C/G 67 J.LeRibeus, G 74 A.Kouandjio, WR 80 J.Crowder, TE 85 A.McCoy, DE 90 S.Paea, DL 92 C.Baker, LB 94 P.Smith, DE 99 R.Jean Francois

Did Not Play

Did Not Play

QB 3 M.Sanchez

QB 16 C.McCoy, T 79 T.Nsekhe

Not Active

Not Active

QB 9 T.Lewis, S 42 C.Maragos, LB 50 K.Alonso, G 61 J.Vandervelde, DE 72 C.Thornton, LB 90 M.Smith, DE 97 T.Hart

QB 10 R.Griffin, WR 11 D.Jackson, WR 12 A.Roberts, CB 23 D.Hall, LB 56 P.Riley, DE 64 K.Golston, T 68 T.Compton

Field Goals (made () & missed)

	C.Sturgis	33WL	D.Hopkins	(20)	(38)	(33)		
			1	2	3	4	OT	Total
VISITOR:	Philadelphia Eagles		0	0	13	7	0	20
HOME:	Washington Redskins		6	7	3	7	0	23

Scoring Plays

Team	Qtr	Time	Play Description (Extra Point) (Drive Info)	Visitor	Home
Redskins	1	7:22	D.Hopkins 20 yd. Field Goal (13-78, 7:38)	0	3
Redskins	1	0:51	D.Hopkins 38 yd. Field Goal (10-39, 5:11)	0	6
Redskins	2	5:18	K.Cousins 1 yd. run (D.Hopkins kick) (10-68, 5:35)	0	13
Eagles	3	11:54	R.Cooper 62 yd. pass from S.Bradford (kick failed, wr) (8-80, 3:06)	6	13
Eagles	3	8:17	B.Celek 10 yd. pass from S.Bradford (C.Sturgis kick) (5-56, 1:33)	13	13
Redskins	3	3:49	D.Hopkins 33 yd. Field Goal (9-65, 4:28)	13	16
Eagles	4	14:40	M.Austin 39 yd. pass from S.Bradford (C.Sturgis kick) (3-58, 0:21)	20	16
Redskins	4	0:26	P.Garcon 4 yd. pass from K.Cousins (D.Hopkins kick) (15-90, 5:39)	20	23

Paid Attendance: 74,767

Time: 3:08

Philadelphia Eagles vs Washington Redskins
10/4/2015 at FedExField

Final Individual Statistics

Philadelphia Eagles

Washington Redskins

Philadelphia Eagles							Washington Redskins										
RUSHING	ATT	YDS	AVG	LG	TD		RUSHING	ATT	YDS	AVG	LG	TD					
D.Murray	8	36	4.5	30	0		A.Morris	17	62	3.6	16	0					
R.Mathews	5	20	4.0	9	0		C.Thompson	6	53	8.8	42	0					
D.Sproles	4	17	4.3	11	0		M.Jones	7	11	1.6	7	0					
S.Bradford	1	14	14.0	14	0		K.Cousins	1	1	1.0	1	1					
							D.Young	1	0	0.0	0	0					
Total	18	87	4.8	30	0		Total	32	127	4.0	42	1					
PASSING	ATT	CMP	YDS	SK/YD	TD	LG	IN	RT	PASSING	ATT	CMP	YDS	SK/YD	TD	LG	IN	RT
S.Bradford	28	15	270	5/37	3	62	0	122.6	K.Cousins	46	31	290	1/0	1	43	0	91.8
Total	28	15	270	5/37	3	62	0	122.6	Total	46	31	290	1/0	1	43	0	91.8
PASS RECEIVING	TAR	REC	YDS	AVG	LG	TD			PASS RECEIVING	TAR	REC	YDS	AVG	LG	TD		
N.Agholor	4	3	64	21.3	45	0			J.Crowder	12	7	65	9.3	22	0		
J.Mathews	8	3	50	16.7	30	0			P.Garcon	8	7	55	7.9	14	1		
R.Cooper	3	2	72	36.0	62	1			R.Grant	7	5	45	9.0	16	0		
M.Austin	3	2	51	25.5	39	1			J.Reed	8	5	37	7.4	15	0		
D.Murray	2	2	12	6.0	8	0			C.Thompson	3	2	24	12.0	19	0		
Z.Ertz	3	2	11	5.5	7	0			D.Carrier	2	2	18	9.0	15	0		
B.Celek	2	1	10	10.0	10	1			A.Morris	3	2	3	1.5	2	0		
D.Sproles	3	0	0	0.0	0	0			R.Ross	3	1	43	43.0	43	0		
Total	28	15	270	18.0	62	3			Total	46	31	290	9.4	43	1		
INTERCEPTIONS	NO	YDS	AVG	LG	TD			INTERCEPTIONS	NO	YDS	AVG	LG	TD				
Total	0	0	0	0	0			Total	0	0	0	0	0				
PUNTING	NO	YDS	AVG	NET	TB	IN20	LG	PUNTING	NO	YDS	AVG	NET	TB	IN20	LG		
D.Jones	6	251	41.8	38.2	1	2	46	T.Way	5	221	44.2	31.2	1	0	63		
Total	6	251	41.8	38.2	1	2	46	Total	5	221	44.2	31.2	1	0	63		
PUNT RETURNS	NO	YDS	AVG	FC	LG	TD	PUNT RETURNS	NO	YDS	AVG	FC	LG	TD				
D.Sproles	1	45	45.0	2	45	0	J.Crowder	2	2	1.0	2	8	0				
[DOWNED]	1	0	0.0	0	0	0	[DOWNED]	1	0	0.0	0	0	0				
[TOUCHBACK]	1	0	0.0	0	0	0	[TOUCHBACK]	1	0	0.0	0	0	0				
Total	1	45	45.0	2	45	0	Total	2	2	1.0	2	8	0				
KICKOFF RETURNS	NO	YDS	AVG	FC	LG	TD	KICKOFF RETURNS	NO	YDS	AVG	FC	LG	TD				
[TOUCHBACK]	6	0	0.0	0	0	0	R.Ross	1	22	22.0	0	22	0				
Total	0	0	0.0	0	0	0	[TOUCHBACK]	3	0	0.0	0	0	0				
							Total	1	22	22.0	0	22	0				

Philadelphia Eagles

FUMBLES	FUM	LOST	OWN-REC	YDS	TD	FORCED	OPP-REC	YDS	TD	OUT-BDS
N.Agholor	1	1	0	0	0	0	0	0	0	0
R.Mathews	1	1	0	-3	0	0	0	0	0	0
B.Graham	0	0	0	0	0	1	0	0	0	0
J.Hicks	0	0	0	0	0	0	1	0	0	0
Total	2	2	0	-3	0	1	1	0	0	0

Washington Redskins

FUMBLES	FUM	LOST	OWN-REC	YDS	TD	FORCED	OPP-REC	YDS	TD	OUT-BDS
K.Cousins	1	0	1	0	0	0	0	0	0	0
J.Reed	1	1	0	0	0	0	0	0	0	0
T.Murphy	0	0	0	0	0	0	1	0	0	0
K.Robinson	0	0	0	0	0	0	1	0	0	0
Total	2	1	1	0	0	0	2	0	0	0

Final Team Statistics

	Visitor Eagles	Home Redskins
TOTAL FIRST DOWNS	14	25
By Rushing	4	4
By Passing	6	18
By Penalty	4	3
THIRD DOWN EFFICIENCY	4-12-33%	9-17-53%
FOURTH DOWN EFFICIENCY	0-1-0%	0-0-0%
TOTAL NET YARDS	320	417
Total Offensive Plays (inc. times thrown passing)	51	79
Average gain per offensive play	6.3	5.3
NET YARDS RUSHING	87	127
Total Rushing Plays	18	32
Average gain per rushing play	4.8	4.0
Tackles for a loss-number and yards	2-6	3-3
NET YARDS PASSING	233	290
Times thrown - yards lost attempting to pass	5-37	1-0
Gross yards passing	270	290
PASS ATTEMPTS-COMPLETIONS-HAD INTERCEPTED	28-15-0	46-31-0
Avg gain per pass play (inc.# thrown passing)	7.1	6.2
KICKOFFS Number-In End Zone-Touchbacks	4-4-3	6-6-6
PUNTS Number and Average	6-41.8	5-44.2
Had Blocked	0	0
FGs - PATs Had Blocked	0-0	0-0
Net Punting Average	38.2	31.2
TOTAL RETURN YARDAGE (Not Including Kickoffs)	45	2
No. and Yards Punt Returns	1-45	2-2
No. and Yards Kickoff Returns	0-0	1-22
No. and Yards Interception Returns	0-0	0-0
PENALTIES Number and Yards	8-72	10-110
FUMBLES Number and Lost	2-2	2-1
TOUCHDOWNS	3	2
Rushing	0	1
Passing	3	1
EXTRA POINTS Made-Attempts	2-3	2-2
Kicking Made-Attempts	2-3	2-2
FIELD GOALS Made-Attempts	0-1	3-3
RED ZONE EFFICIENCY	1-2-50%	2-4-50%
GOAL TO GO EFFICIENCY	0-0-0%	2-3-67%
SAFETIES	0	0
FINAL SCORE	20	23
TIME OF POSSESSION	18:52	41:08

Philadelphia Eagles vs Washington Redskins
10/4/2015 at FedExField

Ball Possession And Drive Chart

Philadelphia Eagles

#	Time Recd	Time Lost	Time Poss	How Ball Obtained	Drive Began	# Play	Yds Gain	Yds Pen	Net Yds	1st Down	Last Scrm	How Given Up
1	7:22	6:02	1:20	Kickoff	PHI 20	3	-8	0	-8	0	PHI 12	Punt
2	0:51	14:43	1:08	Kickoff	PHI 20	4	33	0	33	1	WAS 47	Punt
3	13:06	10:53	2:13	Punt	PHI 30	4	0	5	5	1	PHI 35	Punt
4	5:18	4:03	1:15	Kickoff	PHI 20	3	47	0	47	1	WAS 30	Fumble
5	2:17	0:00	2:17	Punt	WAS 30	7	20	-5	15	1	* WAS 15	Missed FG
6	15:00	11:54	3:06	Kickoff	PHI 20	8	90	-10	80	3	PHI 38	Touchdown
7	9:50	8:17	1:33	Punt	PHI 44	5	42	14	56	3	* WAS 10	Touchdown
8	3:49	2:59	0:50	Kickoff	PHI 20	3	6	0	6	0	PHI 26	Punt
9	0:01	14:40	0:21	Fumble	PHI 42	3	43	15	58	2	WAS 39	Touchdown
10	11:31	8:35	2:56	Punt	PHI 20	5	29	5	34	2	WAS 46	Punt
11	7:32	6:05	1:27	Punt	50	3	5	0	5	0	WAS 45	Punt
12	0:26	0:00	0:26	Kickoff	PHI 20	4	10	0	10	0	PHI 14	Fumble

(376) Average PHI 31

Washington Redskins

#	Time Recd	Time Lost	Time Poss	How Ball Obtained	Drive Began	# Play	Yds Gain	Yds Pen	Net Yds	1st Down	Last Scrm	How Given Up
1	15:00	7:22	7:38	Kickoff	WAS 20	13	89	-11	78	3	* PHI 2	Field Goal
2	6:02	0:51	5:11	Punt	WAS 41	10	39	0	39	3	PHI 20	Field Goal
3	14:43	13:06	1:37	Punt	WAS 2	3	5	0	5	0	WAS 7	Punt
4	10:53	5:18	5:35	Punt	WAS 32	10	51	17	68	5	* PHI 1	Touchdown
5	4:03	2:17	1:46	Fumble	WAS 33	3	1	0	1	0	WAS 34	Punt
6	11:54	9:50	2:04	Kickoff	WAS 20	3	9	0	9	0	WAS 29	Punt
7	8:17	3:49	4:28	Kickoff	WAS 20	9	80	-15	65	2	* PHI 15	Field Goal
8	2:59	0:01	2:58	Punt	WAS 36	5	27	-5	22	1	PHI 49	Fumble
9	14:40	11:31	3:09	Kickoff	WAS 19	8	31	15	46	3	PHI 35	Punt
10	8:35	7:32	1:03	Punt	WAS 10	3	0	0	0	0	WAS 10	Punt
11	6:05	0:26	5:39	Punt	WAS 10	15	85	5	90	8	* PHI 4	Touchdown

(243) Average WAS 22

* inside opponent's 20

Time of Possession by Quarter

Visitor	Home	1st	2nd	3rd	4th	OT	Total
Philadelphia Eagles	Washington Redskins	2:11	6:02	5:30	5:09		18:52
Washington Redskins	Philadelphia Eagles	12:49	8:58	9:30	9:51		41:08

Kickoff Drive No.-Start Average

Eagles: 6 - PHI 20 Redskins: 4 - WAS 20

Philadelphia Eagles vs Washington Redskins
10/4/2015 at FedExField

Final Defensive Statistics

Philadelphia Eagles	Regular Defensive Plays											Special Teams					Misc			
	TKL	AST	COMB	SK	/ YDS	TFL	Q	IN	PD	FF	FR	TKL	AST	FF	FR	BL	TKL	AST	FF	FR
B.Logan	3	6	9	0	0	0	1	0	0	0	0	0	0	0	0	0	0	0	0	0
M.Jenkins	7	1	8	0	0	0	0	0	0	0	0	0	1	0	0	0	0	0	0	0
N.Carroll	6	2	8	0	0	0	0	0	0	0	0	0	0	0	0	0	0	0	0	0
W.Thurmond	5	3	8	0	0	1	0	0	0	0	0	0	0	0	0	0	0	0	0	0
E.Biggers	5	3	8	0	0	0	0	0	0	0	0	0	0	0	0	0	0	0	0	0
B.Graham	6	1	7	1	0	0	0	0	0	1	0	0	0	0	0	0	0	0	0	0
E.Rowe	5	1	6	0	0	0	0	0	1	0	0	0	0	0	0	0	0	0	0	0
D.Ryans	4	2	6	0	0	0	0	0	0	0	0	0	0	0	0	0	0	0	0	0
J.Hicks	3	3	6	0	0	0	0	0	0	0	1	0	0	0	0	0	0	0	0	0
F.Cox	4	1	5	0	0	0	0	0	0	0	0	0	0	0	0	0	0	0	0	0
B.Allen	1	4	5	0	0	0	0	0	1	0	0	0	0	0	0	0	0	0	0	0
C.Barwin	1	1	2	0	0	0	0	0	0	0	0	0	0	0	0	0	0	0	0	0
B.Maxwell	1	0	1	0	0	0	0	0	0	0	0	0	0	0	0	0	0	0	0	0
V.Curry	0	1	1	0	0	0	1	0	0	0	0	0	0	0	0	0	0	0	0	0
B.Bair	0	1	1	0	0	0	0	0	0	0	0	0	0	0	0	0	0	0	0	0
T.Burton	0	0	0	0	0	0	0	0	0	0	0	2	0	0	0	0	0	0	0	0
J.Couplin	0	0	0	0	0	0	0	0	0	0	0	1	0	0	0	0	0	0	0	0
N.Agholor	0	0	0	0	0	0	0	0	0	0	0	0	0	0	0	0	1	0	0	0
D.Sproles	0	0	0	0	0	0	0	0	0	0	0	0	0	0	0	0	1	0	0	0
Total	51	30	81	1	0	1	2	0	2	1	1	3	1	0	0	0	2	0	0	0

TKL = Tackle AST = Assist COMB = Combined QH=QB Hit IN = Interception PD = Pass Defense FF = Forced Fumble FR = Fumble Recovery

Washington Redskins	Regular Defensive Plays											Special Teams					Misc			
	TKL	AST	COMB	SK	/ YDS	TFL	QH	IN	PD	FF	FR	TKL	AST	FF	FR	BL	TKL	AST	FF	FR
W.Compton	5	2	7	0	0	0	0	0	0	0	0	0	0	0	0	0	0	0	0	0
K.Jarrett	5	0	5	0	0	0	0	0	1	0	0	0	0	0	0	0	0	0	0	0
B.Breeland	4	1	5	0	0	0	0	0	1	0	0	0	0	0	0	0	0	0	0	0
R.Kerrigan	4	0	4	1	6	2	1	0	0	0	0	0	0	0	0	0	0	0	0	0
P.Smith	3	0	3	1	9	1	1	0	1	0	0	0	0	0	0	0	0	0	0	0
C.Baker	2	1	3	2	15	2	2	0	0	0	0	0	0	0	0	0	0	0	0	0
D.Goldson	2	1	3	0	0	0	0	0	0	0	0	0	0	0	0	0	0	0	0	0
T.Robinson	1	2	3	0	0	0	1	0	0	0	0	0	0	0	0	0	0	0	0	0
K.Robinson	1	2	3	0	0	0	0	0	0	0	1	0	0	0	0	0	0	0	0	0
T.Murphy	1	1	2	1	7	1	1	0	0	0	1	0	0	0	0	0	0	0	0	0
S.Paea	1	1	2	0	0	0	0	0	0	0	0	0	0	0	0	0	0	0	0	0
C.Culliver	1	0	1	0	0	0	0	0	1	0	0	0	0	0	0	0	0	0	0	0
W.Blackmon	1	0	1	0	0	0	0	0	0	0	0	0	0	0	0	0	0	0	0	0
T.Knighton	0	1	1	0	0	0	1	0	0	0	0	0	0	0	0	0	0	0	0	0
R.Jean Francois	0	1	1	0	0	0	0	0	0	0	0	0	0	0	0	0	0	0	0	0
J.Hatcher	0	0	0	0	0	0	1	0	0	0	0	0	0	0	0	0	0	0	0	0
J.Jeffcoat	0	0	0	0	0	0	0	0	0	0	0	1	0	0	0	0	0	0	0	0
B.Scherff	0	0	0	0	0	0	0	0	0	0	0	0	0	0	0	0	1	0	0	0
K.Cousins	0	0	0	0	0	0	0	0	0	0	0	0	0	0	0	0	0	0	0	1
Total	31	13	44	5	37	6	8	0	4	0	2	1	0	0	0	0	1	0	0	1

First Quarter

10/4/2015

Play By Play

PHI wins the coin toss and elects to defer. WAS elects to Receive, and PHI elects to defend the east goal.

C.Sturgis kicks 65 yards from PHI 35 to end zone, Touchback.

Washington Redskins at 15:00

1-10-WAS 20	(15:00) A.Morris left tackle to WAS 24 for 4 yards (B.Bair).	
	PENALTY on WAS-R.Grant, Illegal Formation, 5 yards, enforced at WAS 20 - No Play.	
1-15-WAS 15	(14:40) A.Morris left end to WAS 22 for 7 yards (W.Thurmond).	
2-8-WAS 22	(14:03) A.Morris left end to WAS 27 for 5 yards (F.Cox; M.Kendricks).	
	PENALTY on WAS-M.Moses, Clipping, 11 yards, enforced at WAS 22 - No Play.	
2-19-WAS 11	(13:36) (Shotgun) K.Cousins pass incomplete short middle to J.Crowder.	
3-19-WAS 11	(13:30) (Shotgun) C.Thompson left guard to PHI 47 for 42 yards (B.Maxwell).	R1
<u>1-10-PHI 47</u>	(12:42) A.Morris right end to PHI 45 for 2 yards (B.Bair; C.Barwin).	
2-8-PHI 45	(12:04) (Shotgun) K.Cousins pass incomplete short left to J.Crowder (B.Allen).	
3-8-PHI 45	(12:04) (Shotgun) PENALTY on PHI-F.Cox, Neutral Zone Infraction, 5 yards, enforced at PHI 45 - No Play.	
3-3-PHI 40	(11:59) (Shotgun) K.Cousins pass short left to C.Thompson pushed ob at PHI 21 for 19 yards (N.Carroll).	P2
<u>1-10-PHI 21</u>	(11:29) A.Morris left end to PHI 19 for 2 yards (B.Logan).	
2-8-PHI 19	(10:53) (Shotgun) K.Cousins pass short right to A.Morris to PHI 18 for 1 yard (E.Biggers).	
3-7-PHI 18	(10:17) (Shotgun) K.Cousins pass short middle to P.Garcon to PHI 7 for 11 yards (N.Carroll).	P3
<u>1-7-PHI 7</u>	(9:37) A.Morris left end to PHI 7 for no gain (B.Logan; B.Graham).	
2-7-PHI 7	(8:53) (Shotgun) K.Cousins pass short left to C.Thompson pushed ob at PHI 2 for 5 yards (J.Hicks).	
3-2-PHI 2	(8:12) (Shotgun) M.Jones right tackle to PHI 2 for no gain (M.Jenkins).	
4-2-PHI 2	(7:28) D.Hopkins 20 yard field goal is GOOD, Center-N.Sundberg, Holder-T.Way.	

PHI 0 WAS 3, 13 plays, 78 yards, 1 penalty, 7:38 drive, 7:38 elapsed

D.Hopkins kicks 65 yards from WAS 35 to end zone, Touchback.

Philadelphia Eagles at 7:22

1-10-PHI 20	(7:22) (Shotgun) S.Bradford pass incomplete short right to D.Sproles.	
2-10-PHI 20	(7:14) (No Huddle) R.Mathews left end to PHI 20 for no gain (T.Murphy; T.Knighton).	
3-10-PHI 20	(6:46) (No Huddle, Shotgun) S.Bradford sacked at PHI 12 for -8 yards (C.Baker).	
4-18-PHI 12	(6:17) D.Jones punts 41 yards to WAS 47, Center-J.Dorenbos. J.Crowder to WAS 41 for -6 yards (J.Couplin).	

Washington Redskins at 6:02

1-10-WAS 41	(6:02) A.Morris left end to WAS 43 for 2 yards (F.Cox, D.Ryans).	
2-8-WAS 43	(5:28) K.Cousins pass short right to J.Reed to PHI 49 for 8 yards (M.Jenkins).	P4
<u>1-10-PHI 49</u>	(4:55) K.Cousins pass short left to J.Reed pushed ob at PHI 34 for 15 yards (B.Graham).	P5
<u>1-10-PHI 34</u>	(4:25) A.Morris left end to PHI 33 for 1 yard (B.Graham, B.Logan).	
2-9-PHI 33	(3:48) (Shotgun) C.Thompson right end to PHI 28 for 5 yards (E.Biggers; B.Logan).	
3-4-PHI 28	(3:10) (Shotgun) K.Cousins pass short left to J.Reed pushed ob at PHI 23 for 5 yards (W.Thurmond).	P6
<u>1-10-PHI 23</u>	(2:22) A.Morris right tackle to PHI 22 for 1 yard (B.Logan; B.Allen).	
2-9-PHI 22	(1:42) M.Jones right guard to PHI 20 for 2 yards (B.Logan, J.Hicks).	
3-7-PHI 20	(1:03) (Shotgun) K.Cousins pass incomplete deep left to J.Crowder.	
4-7-PHI 20	(:56) D.Hopkins 38 yard field goal is GOOD, Center-N.Sundberg, Holder-T.Way.	

PHI 0 WAS 6, 10 plays, 39 yards, 5:11 drive, 14:09 elapsed

D.Hopkins kicks 65 yards from WAS 35 to end zone, Touchback.

Philadelphia Eagles at 0:51

1-10-PHI 20	(:51) (Shotgun) D.Murray up the middle to 50 for 30 yards (B.Breeland, K.Robinson).	R1
<u>1-10-50</u>	(:18) (No Huddle, Shotgun) S.Bradford pass incomplete short right to B.Celek.	
2-10-50	(:09) D.Murray left end to WAS 47 for 3 yards (R.Kerrigan).	

END OF QUARTER

	Score	Time Poss	First Downs				Efficiencies	
			R	P	X	T	3 Down	4 Down
Philadelphia Eagles	0	2:11	1	0	0	1	0/1	0/0
Washington Redskins	6	12:49	1	5	0	6	4/6	0/0

Second Quarter

10/4/2015

Play By Play

Philadelphia Eagles continued.

- 3-7-WAS 47 (15:00) (Shotgun) S.Bradford pass incomplete short left to R.Cooper [T.Robinson].
- 4-7-WAS 47 (14:53) D.Jones punts 45 yards to WAS 2, Center-J.Dorenbos, downed by PHI-E.Biggers.

Washington Redskins at 14:43

- 1-10-WAS 2 (14:43) A.Morris right guard to WAS 4 for 2 yards (B.Graham).
- 2-8-WAS 4 (14:05) K.Cousins pass incomplete short right to J.Reed.
Penalty on WAS-J.Reed, Illegal Touch Pass, declined.
- 3-8-WAS 4 (13:57) (Shotgun) K.Cousins pass short middle to P.Garcon to WAS 7 for 3 yards (W.Thurmond).
- 4-5-WAS 7 (13:19) T.Way punts 63 yards to PHI 30, Center-N.Sundberg, downed by WAS-R.Ross.

Philadelphia Eagles at 13:06

- 1-10-PHI 30 (13:06) (Shotgun) D.Murray right end pushed ob at PHI 25 for -5 yards (R.Kerrigan).
- 2-15-PHI 25 (12:44) (No Huddle, Shotgun) S.Bradford sacked at PHI 25 for 0 yards (R.Jean Francois).
PENALTY on WAS-D.Goldson, Illegal Contact, 5 yards, enforced at PHI 25 - No Play. X2
- 1-10-PHI 30 (12:31) (Shotgun) S.Bradford pass short left to D.Murray pushed ob at PHI 34 for 4 yards (K.Robinson).
- 2-6-PHI 34 (12:12) (No Huddle, Shotgun) S.Bradford sacked at PHI 27 for -7 yards (C.Baker).
- 3-13-PHI 27 (11:30) (No Huddle, Shotgun) S.Bradford pass short left to D.Murray to PHI 35 for 8 yards (B.Breeland).
- 4-5-PHI 35 (11:00) D.Jones punts 38 yards to WAS 27, Center-J.Dorenbos, fair catch by J.Crowder.
PENALTY on PHI-J.Huff, Illegal Shift, 5 yards, enforced at WAS 27.

Washington Redskins at 10:53

- 1-10-WAS 32 (10:53) K.Cousins pass short left to R.Grant to WAS 43 for 11 yards (E.Rowe). P7
- 1-10-WAS 43 (10:19) M.Jones left end to WAS 44 for 1 yard (F.Cox).
- 2-9-WAS 44 (9:38) K.Cousins pass short right to R.Grant to WAS 48 for 4 yards (E.Rowe, D.Ryans).
- 3-5-WAS 48 (8:54) (Shotgun) K.Cousins pass short middle to J.Crowder to PHI 43 for 9 yards (E.Rowe; J.Hicks). P8
- 1-10-PHI 43 (8:12) M.Jones left guard to PHI 36 for 7 yards (F.Cox).
- 2-3-PHI 36 (7:35) K.Cousins pass short left to R.Grant pushed ob at PHI 20 for 16 yards (N.Carroll). P9
- 1-10-PHI 20 (7:01) K.Cousins pass incomplete deep left to J.Reed.
- 2-10-PHI 20 (6:56) M.Jones right end to PHI 18 for 2 yards (B.Logan).
- 3-8-PHI 18 (6:12) (Shotgun) K.Cousins pass incomplete deep left to R.Grant (E.Rowe).
PENALTY on PHI-E.Rowe, Defensive Pass Interference, 17 yards, enforced at PHI 18 - No Play. X10
- 1-1-PHI 1 (6:06) M.Jones left guard to PHI 1 for no gain (W.Thurmond).
- 2-1-PHI 1 (5:27) K.Cousins FUMBLES (Aborted) at PHI 1, and recovers at PHI 2. K.Cousins for 2 yards, TOUCHDOWN. R11
The Replay Official reviewed the runner broke the plane ruling, and the play was Upheld. The ruling on the field stands.
D.Hopkins extra point is GOOD, Center-N.Sundberg, Holder-T.Way.

PHI 0 WAS 13, 10 plays, 68 yards, 1 penalty, 5:35 drive, 9:42 elapsed

D.Hopkins kicks 65 yards from WAS 35 to end zone, Touchback.

Philadelphia Eagles at 5:18

- 1-10-PHI 20 (5:18) (Shotgun) R.Mathews up the middle to PHI 25 for 5 yards (P.Smith).
- 2-5-PHI 25 (4:49) (No Huddle, Shotgun) S.Bradford pass deep middle to N.Agholor to WAS 30 for 45 yards (C.Culliver). P3
- 1-10-WAS 30 (4:09) (No Huddle, Shotgun) R.Mathews FUMBLES (Aborted) at WAS 37, RECOVERED by WAS-K.Robinson at WAS 33. K.Robinson to WAS 33 for no gain (N.Agholor).

Washington Redskins at 4:03

- 1-10-WAS 33 (4:03) K.Cousins pass short right to A.Morris to WAS 35 for 2 yards (M.Jenkins).
- 2-8-WAS 35 (3:22) C.Thompson left end to WAS 34 for -1 yards (W.Thurmond).
- 3-9-WAS 34 (2:40) (Shotgun) K.Cousins sacked ob at WAS 34 for 0 yards (B.Graham).
Penalty on WAS-M.Moses, Offensive Holding, declined.
Timeout #1 by PHI at 02:31.
- 4-9-WAS 34 (2:30) T.Way punts 41 yards to PHI 25, Center-N.Sundberg, D.Sproles pushed ob at WAS 30 for 45 yards (J.Jeffcoat).

Philadelphia Eagles at 2:17

- 1-10-WAS 30 (2:17) (Shotgun) S.Bradford pass short middle to J.Mathews to WAS 22 for 8 yards (W.Compton).

Two-Minute Warning

- 2-2-WAS 22 (2:00) (Shotgun) S.Bradford pass incomplete deep middle to J.Mathews.
- 3-2-WAS 22 (1:54) (No Huddle, Shotgun) D.Sproles up the middle to WAS 11 for 11 yards (D.Goldson). R4

Philadelphia Eagles vs Washington Redskins at FedExField

- 1-10-WAS 11 (1:30) (No Huddle, Shotgun) S.Bradford pass short right to Z.Ertz for 11 yards, TOUCHDOWN NULLIFIED by Penalty. PENALTY on PHI-N.Agholor, Illegal Formation, 5 yards, enforced at WAS 11 - No Play.
- 1-15-WAS 16 (1:25) (No Huddle, Shotgun) S.Bradford pass incomplete short right to D.Sproles (P.Smith).
- 2-15-WAS 16 (1:17) (No Huddle, Shotgun) S.Bradford sacked at WAS 25 for -9 yards (P.Smith).
- 3-24-WAS 25 (:36) (No Huddle, Shotgun) S.Bradford pass short left to R.Cooper to WAS 15 for 10 yards (K.Jarrett, D.Goldson).
Timeout #2 by PHI at 00:03.
- 4-14-WAS 15 (:02) C.Sturgis 33 yard field goal is No Good, Wide Left, Center-J.Dorenbos, Holder-D.Jones.

END OF QUARTER

	Score	Time Poss	First Downs				Efficiencies	
			R	P	X	T	3 Down	4 Down
Philadelphia Eagles	0	6:02	1	1	1	3	1/4	0/0
Washington Redskins	13	8:58	1	3	1	5	1/3	0/0

Third Quarter

10/4/2015

Play By Play

PHI elects to Receive, and WAS elects to defend the West goal.

D.Hopkins kicks 65 yards from WAS 35 to end zone, Touchback.

Philadelphia Eagles at 15:00

- 1-10-PHI 20 (15:00) (Shotgun) D.Murray left tackle to PHI 23 for 3 yards (R.Kerrigan).
- 2-7-PHI 23 (14:35) (No Huddle, Shotgun) S.Bradford pass incomplete short left to J.Matthews (C.Culliver).
- 3-7-PHI 23 (14:32) (No Huddle, Shotgun) S.Bradford scrambles right end to PHI 37 for 14 yards (W.Blackmon). R5
- 1-10-PHI 37 (14:08) (No Huddle, Shotgun) D.Murray left end to PHI 37 for no gain (K.Jarrett, W.Compton).
- 2-10-PHI 37 (13:32) (No Huddle, Shotgun) D.Sproles right end to PHI 39 for 2 yards (B.Breeland, R.Jean Francois).
- 3-8-PHI 39 (12:50) (No Huddle, Shotgun) S.Bradford pass short right to N.Agholor to PHI 48 for 9 yards (B.Breeland). P6
- 1-10-PHI 48 (12:24) (No Huddle, Shotgun) S.Bradford pass incomplete deep right to J.Matthews.
- 2-10-PHI 48 (12:16) (No Huddle, Shotgun) D.Murray right end to WAS 48 for 4 yards (J.Hatcher).
- PENALTY on PHI-J.Kelce, Offensive Holding, 10 yards, enforced at PHI 48 - No Play.
- 2-20-PHI 38 (12:03) (No Huddle, Shotgun) S.Bradford pass deep middle to R.Cooper for 62 yards, TOUCHDOWN. P7
- C.Sturgis extra point is No Good, Wide Right, Center-J.Dorenbos, Holder-D.Jones.

PHI 6 WAS 13, 8 plays, 80 yards, 3:06 drive, 3:06 elapsed

C.Sturgis kicks 65 yards from PHI 35 to end zone, Touchback.

Washington Redskins at 11:54

- 1-10-WAS 20 (11:54) C.Thompson up the middle to WAS 25 for 5 yards (D.Ryans).
- 2-5-WAS 25 (11:19) A.Morris right end to WAS 29 for 4 yards (B.Graham).
- 3-1-WAS 29 (10:42) D.Young left tackle to WAS 29 for no gain (W.Thurmond; B.Allen).
- 4-1-WAS 29 (10:01) T.Way punts 42 yards to PHI 29, Center-N.Sundberg, fair catch by D.Sproles.
- PENALTY on WAS-Q.Dunbar, Unnecessary Roughness, 15 yards, enforced at PHI 29.

Philadelphia Eagles at 9:50

- 1-10-PHI 44 (9:50) (Shotgun) D.Murray left guard to PHI 43 for -1 yards (S.Paea; T.Robinson).
- 2-11-PHI 43 (9:16) (No Huddle, Shotgun) S.Bradford pass deep middle to J.Matthews to WAS 27 for 30 yards (T.Robinson). P8
- PENALTY on WAS-T.Robinson, Unnecessary Roughness, 14 yards, enforced at WAS 27. X9
- 1-10-WAS 13 (9:07) (No Huddle, Shotgun) S.Bradford pass incomplete short right to Z.Ertz.
- 2-10-WAS 13 (9:02) (No Huddle, Shotgun) D.Murray right tackle to WAS 10 for 3 yards (S.Paea, B.Breeland).
- 3-7-WAS 10 (8:25) (No Huddle, Shotgun) S.Bradford pass short right to B.Celek for 10 yards, TOUCHDOWN. P10
- C.Sturgis extra point is GOOD, Center-J.Dorenbos, Holder-D.Jones. PHI-L.Johnson was injured during the play.

PHI 13 WAS 13, 5 plays, 56 yards, 1 penalty, 1:33 drive, 6:43 elapsed

C.Sturgis kicks 65 yards from PHI 35 to end zone, Touchback.

Washington Redskins at 8:17

- 1-10-WAS 20 (8:17) K.Cousins pass deep left to R.Ross to PHI 37 for 43 yards (M.Jenkins). P12
- 1-10-PHI 37 (7:46) K.Cousins pass short middle to R.Grant to PHI 31 for 6 yards (J.Hicks, N.Carroll) [V.Curry].
- 2-4-PHI 31 (7:10) A.Morris left end to PHI 30 for 1 yard (B.Logan; V.Curry).
- 3-3-PHI 30 (6:33) (Shotgun) K.Cousins pass short middle to P.Garcon pushed ob at PHI 20 for 10 yards (N.Carroll).
- PENALTY on WAS-P.Garcon, Face Mask (15 Yards), 15 yards, enforced at PHI 25.
- 3-13-PHI 40 (6:00) (Shotgun) K.Cousins pass deep left to J.Crowder to PHI 18 for 22 yards (N.Carroll, E.Biggers). P13
- 1-10-PHI 18 (5:16) (Shotgun) K.Cousins pass short left to D.Carrier to PHI 15 for 3 yards (N.Carroll; J.Hicks).
- 2-7-PHI 15 (4:39) A.Morris up the middle to PHI 15 for no gain (M.Jenkins, B.Allen).
- 3-7-PHI 15 (3:59) (Shotgun) K.Cousins pass incomplete short right to J.Crowder.
- 4-7-PHI 15 (3:54) D.Hopkins 33 yard field goal is GOOD, Center-N.Sundberg, Holder-T.Way.

PHI 13 WAS 16, 9 plays, 65 yards, 4:28 drive, 11:11 elapsed

D.Hopkins kicks 65 yards from WAS 35 to end zone, Touchback.

Philadelphia Eagles at 3:49

- 1-10-PHI 20 (3:49) (Shotgun) S.Bradford pass short middle to N.Agholor to PHI 26 for 6 yards (K.Jarrett).
- 2-4-PHI 26 (3:21) (No Huddle, Shotgun) S.Bradford pass incomplete deep left to M.Austin.
- 3-4-PHI 26 (3:15) (No Huddle, Shotgun) S.Bradford pass incomplete short middle to J.Matthews [J.Hatcher].
- Penalty on PHI-J.Matthews, Offensive Pass Interference, declined.

Philadelphia Eagles vs Washington Redskins at FedExField

4-4-PHI 26 (3:09) D.Jones punts 46 yards to WAS 28, Center-J.Dorenbos. J.Crowder to WAS 36 for 8 yards (T.Burton, M.Jenkins).

Washington Redskins at 2:59

1-10-WAS 36 (2:59) K.Cousins pass deep left to P.Garcon pushed ob at PHI 45 for 19 yards (N.Carroll).

PENALTY on WAS-Trent.Williams, Ineligible Downfield Pass, 5 yards, enforced at WAS 36 - No Play.

1-15-WAS 31 (2:36) (Shotgun) M.Jones right end to WAS 30 for -1 yards (M.Jenkins; B.Logan).

2-16-WAS 30 (1:58) (Shotgun) K.Cousins pass short right to D.Carrier to WAS 45 for 15 yards (J.Hicks).

3-1-WAS 45 (1:17) (Shotgun) K.Cousins pass short left to J.Crowder pushed ob at PHI 49 for 6 yards (N.Carroll).

P14

1-10-PHI 49 (:49) A.Morris left tackle to PHI 49 for no gain (F.Cox).

2-10-PHI 49 (:10) (Shotgun) K.Cousins pass short left to J.Reed to PHI 42 for 7 yards (B.Graham). FUMBLES (B.Graham), RECOVERED by PHI-J.Hicks at PHI 42. J.Hicks to PHI 42 for no gain (B.Scherff).

The Replay Official reviewed the fumble ruling, and the play was Upheld. The ruling on the field stands.

Philadelphia Eagles at 0:01

1-10-PHI 42 (:01) (Shotgun) S.Bradford pass incomplete deep right to N.Agholor (B.Breeland).

END OF QUARTER

	Score	Time Poss	First Downs				Efficiencies	
			R	P	X	T	3 Down	4 Down
Philadelphia Eagles	13	5:30	1	4	1	6	3/4	0/0
Washington Redskins	16	9:30	0	3	0	3	2/4	0/0

Fourth Quarter

10/4/2015

Play By Play

Philadelphia Eagles continued.

2-10-PHI 42	(15:00) (Shotgun) S.Bradford pass short left to Z.Ertz to PHI 46 for 4 yards (W.Compton, T.Robinson).	
	PENALTY on WAS-T.Robinson, Unnecessary Roughness, 15 yards, enforced at PHI 46.	X11
<u>1-10-WAS 39</u>	(14:49) (No Huddle, Shotgun) S.Bradford pass deep middle to M.Austin for 39 yards, TOUCHDOWN.	P12
	C.Sturgis extra point is GOOD, Center-J.Dorenbos, Holder-D.Jones.	

PHI 20 WAS 16, 3 plays, 58 yards, 1 penalty, 0:21 drive, 0:20 elapsed

C.Sturgis kicks 68 yards from PHI 35 to WAS -3. R.Ross to WAS 19 for 22 yards (T.Burton).

Washington Redskins at 14:40, (1st play from scrimmage 14:35)

1-10-WAS 19	(14:35) A.Morris right end to WAS 21 for 2 yards (D.Ryans).	
2-8-WAS 21	(13:54) (Shotgun) K.Cousins pass short middle to J.Crowder pushed ob at WAS 33 for 12 yards (E.Rowe).	P15
<u>1-10-WAS 33</u>	(13:30) K.Cousins pass incomplete deep left to R.Ross [B.Logan].	
2-10-WAS 33	(13:24) (Shotgun) K.Cousins pass short right to J.Crowder pushed ob at WAS 45 for 12 yards (E.Rowe).	P16
<u>1-10-WAS 45</u>	(12:50) K.Cousins pass short right to P.Garcon pushed ob at PHI 49 for 6 yards (E.Rowe).	
	PENALTY on PHI-E.Rowe, Unnecessary Roughness, 15 yards, enforced at PHI 49.	X17
<u>1-10-PHI 34</u>	(12:23) C.Thompson up the middle to PHI 35 for -1 yards (B.Allen; F.Cox). PHI-F.Cox was injured during the play.	
2-11-PHI 35	(11:50) (Shotgun) K.Cousins pass incomplete deep left to P.Garcon.	
3-11-PHI 35	(11:44) (Shotgun) K.Cousins pass incomplete short left to C.Thompson.	
4-11-PHI 35	(11:39) T.Way punts 35 yards to end zone, Center-N.Sundberg, Touchback.	

Philadelphia Eagles at 11:31

1-10-PHI 20	(11:31) (Shotgun) S.Bradford pass incomplete short left to Z.Ertz (C.Culliver) [R.Jean Francois].	
	PENALTY on WAS-R.Jean Francois, Roughing the Passer, 15 yards, enforced at PHI 20 - No Play.	X13
<u>1-10-PHI 35</u>	(11:25) (Shotgun) R.Mathews right tackle to PHI 44 for 9 yards (D.Goldson).	
2-1-PHI 44	(10:45) (No Huddle, Shotgun) R.Mathews left guard to 50 for 6 yards (W.Compton).	R14
<u>1-10-50</u>	(10:07) (No Huddle, Shotgun) R.Mathews left end to WAS 42 for 8 yards (C.Culliver).	
	PENALTY on PHI-B.Celek, Offensive Holding, 10 yards, enforced at 50 - No Play.	
1-20-PHI 40	(9:48) (Shotgun) S.Bradford pass short middle to M.Austin to WAS 48 for 12 yards (W.Compton, K.Robinson) [T.Knighton].	
2-8-WAS 48	(9:13) (No Huddle, Shotgun) D.Sproles left guard to WAS 46 for 2 yards (K.Jarrett, W.Compton).	
3-6-WAS 46	(8:47) (No Huddle, Shotgun) S.Bradford pass incomplete short left to D.Sproles.	
4-6-WAS 46	(8:42) D.Jones punts 36 yards to WAS 10, Center-J.Dorenbos, fair catch by J.Crowder.	

Washington Redskins at 8:35

1-10-WAS 10	(8:35) (Shotgun) K.Cousins pass incomplete short middle to A.Morris.	
2-10-WAS 10	(8:29) (Shotgun) K.Cousins pass incomplete short right to R.Grant.	
3-10-WAS 10	(8:23) (Shotgun) K.Cousins pass short left to J.Crowder pushed ob at WAS 10 for no gain (E.Biggers).	
4-10-WAS 10	(7:41) T.Way punts 40 yards to 50, Center-N.Sundberg, fair catch by D.Sproles.	

Philadelphia Eagles at 7:32

1-10-50	(7:32) (Shotgun) D.Murray up the middle to WAS 47 for 3 yards (P.Smith, C.Baker).	
2-7-WAS 47	(6:56) (No Huddle, Shotgun) D.Sproles left end to WAS 45 for 2 yards (W.Compton).	
3-5-WAS 45	(6:20) (No Huddle, Shotgun) S.Bradford pass incomplete short middle to J.Mathews (K.Jarrett).	
4-5-WAS 45	(6:15) D.Jones punts 45 yards to end zone, Center-J.Dorenbos, Touchback.	
	PENALTY on WAS-B.Breeland, Illegal Use of Hands, 10 yards, enforced at WAS 20.	

Washington Redskins at 6:05

1-10-WAS 10	(6:05) (Shotgun) A.Morris right end to WAS 26 for 16 yards (W.Thurmond; E.Biggers).	R18
<u>1-10-WAS 26</u>	(5:38) A.Morris left end to WAS 32 for 6 yards (E.Biggers).	
2-4-WAS 32	(4:58) (Shotgun) C.Thompson right end to WAS 35 for 3 yards (D.Ryans).	
3-1-WAS 35	(4:19) (Shotgun) K.Cousins pass short right to J.Reed to WAS 37 for 2 yards (M.Jenkins).	P19
<u>1-10-WAS 37</u>	(3:41) K.Cousins pass incomplete deep right to R.Ross.	
2-10-WAS 37	(3:35) (Shotgun) K.Cousins pass short middle to D.Carrier to WAS 43 for 6 yards (F.Cox).	
	PENALTY on PHI-N.Carroll, Defensive Holding, 5 yards, enforced at WAS 37 - No Play.	X20
<u>1-10-WAS 42</u>	(3:24) A.Morris up the middle to PHI 45 for 13 yards (C.Barwin).	R21
<u>1-10-PHI 45</u>	(2:43) A.Morris right tackle to PHI 42 for 3 yards (B.Allen).	

Philadelphia Eagles vs Washington Redskins at FedExField

2-7-PHI 42 (2:07) (Shotgun) K.Cousins pass short right to R.Grant to PHI 34 for 8 yards (M.Jenkins). P22

Two-Minute Warning

1-10-PHI 34 (2:00) (Shotgun) K.Cousins pass short left to J.Crowder to PHI 30 for 4 yards (E.Biggers).

2-6-PHI 30 (1:32) (Shotgun) K.Cousins pass incomplete short right to R.Grant (E.Rowe).

3-6-PHI 30 (1:27) (Shotgun) K.Cousins scrambles up the middle to PHI 22 for 8 yards (W.Thurmond).

Penalty on WAS-B.Scherff, Offensive Holding, offsetting, enforced at PHI 30 - No Play.

Penalty on PHI-N.Carroll, Defensive Holding, offsetting.

3-6-PHI 30 (1:18) (Shotgun) K.Cousins pass short middle to P.Garcon to PHI 16 for 14 yards (E.Biggers). P23

1-10-PHI 16 (:46) (No Huddle, Shotgun) K.Cousins pass incomplete short middle to J.Reed. WAS-J.Reed was injured during the play.

Timeout #1 by WAS at 00:42. Charged due to injury.

2-10-PHI 16 (:42) (Shotgun) K.Cousins pass short middle to P.Garcon to PHI 4 for 12 yards (D.Ryans, W.Thurmond). P24

Timeout #2 by WAS at 00:35.

1-4-PHI 4 (:35) (Shotgun) K.Cousins pass incomplete short right to J.Crowder.

2-4-PHI 4 (:31) (Shotgun) K.Cousins pass short left to P.Garcon for 4 yards, TOUCHDOWN. P25

D.Hopkins extra point is GOOD, Center-N.Sundberg, Holder-T.Way.

PHI 20 WAS 23, 15 plays, 90 yards, 1 penalty, 5:39 drive, 14:34 elapsed

D.Hopkins kicks 65 yards from WAS 35 to end zone, Touchback.

Philadelphia Eagles at 0:26

1-10-PHI 20 (:26) (Shotgun) S.Bradford pass short middle to Z.Ertz to PHI 27 for 7 yards (K.Jarrett).

Timeout #1 by PHI at 00:20.

2-3-PHI 27 (:20) (Shotgun) S.Bradford sacked at PHI 20 for -7 yards (T.Murphy).

Timeout #2 by PHI at 00:15.

3-10-PHI 20 (:15) S.Bradford sacked at PHI 14 for -6 yards (R.Kerrigan).

Timeout #3 by PHI at 00:10.

4-16-PHI 14 (:10) (Shotgun) S.Bradford pass short left to J.Matthews to PHI 26 for 12 yards. Lateral to N.Agholor to PHI 33 for 7 yards. FUMBLES, RECOVERED by WAS-T.Murphy at PHI 30. T.Murphy to PHI 30 for no gain (D.Sproles).

END OF QUARTER

	Score	Time Poss	First Downs				Efficiencies	
			R	P	X	T	3 Down	4 Down
Philadelphia Eagles	20	5:09	1	1	2	4	0/3	0/1
Washington Redskins	23	9:51	2	7	2	11	2/4	0/0

Miscellaneous Statistics Report

Philadelphia Eagles vs Washington Redskins
10/4/2015 at FedExField

Ten Longest Plays for Philadelphia Eagles

Yards	Qtr	Play Start	Play Description
62	3	2-20-PHI 38	(12:03) (No Huddle, Shotgun) S.Bradford pass deep middle to R.Cooper for 62 yards, TOUCHDOWN.
45	2	2-5-PHI 25	(4:49) (No Huddle, Shotgun) S.Bradford pass deep middle to N.Agholor to WAS 30 for 45 yards (C.Culliver).
44	3	2-11-PHI 43	(9:16) (No Huddle, Shotgun) S.Bradford pass deep middle to J.Matthews to WAS 27 for 30 yards (T.Robinson). PENALTY on WAS-T.Robinson, Unnecessary Roughness, 14 yards, enforced at WAS 27.
39	4	1-10-WAS 39	(14:49) (No Huddle, Shotgun) S.Bradford pass deep middle to M.Austin for 39 yards, TOUCHDOWN.
30	1	1-10-PHI 20	(:51) (Shotgun) D.Murray up the middle to 50 for 30 yards (B.Breeland, K.Robinson).
19	4	2-10-PHI 42	(15:00) (Shotgun) S.Bradford pass short left to Z.Ertz to PHI 46 for 4 yards (W.Compton, T.Robinson). PENALTY on WAS-T.Robinson, Unnecessary Roughness, 15 yards, enforced at PHI 46.
14	3	3-7-PHI 23	(14:32) (No Huddle, Shotgun) S.Bradford scrambles right end to PHI 37 for 14 yards (W.Blackmon).
12	4	1-20-PHI 40	(9:48) (Shotgun) S.Bradford pass short middle to M.Austin to WAS 48 for 12 yards (W.Compton, K.Robinson) [T.Knighton].
11	2	3-2-WAS 22	(1:54) (No Huddle, Shotgun) D.Sproles up the middle to WAS 11 for 11 yards (D.Goldson).
10	2	3-24-WAS 25	(:36) (No Huddle, Shotgun) S.Bradford pass short left to R.Cooper to WAS 15 for 10 yards (K.Jarrett, D.Goldson).

Ten Longest Plays for Washington Redskins

Yards	Qtr	Play Start	Play Description
43	3	1-10-WAS 20	(8:17) K.Cousins pass deep left to R.Ross to PHI 37 for 43 yards (M.Jenkins).
42	1	3-19-WAS 11	(13:30) (Shotgun) C.Thompson left guard to PHI 47 for 42 yards (B.Maxwell).
22	3	3-13-PHI 40	(6:00) (Shotgun) K.Cousins pass deep left to J.Crowder to PHI 18 for 22 yards (N.Carroll, E.Biggers).
21	4	1-10-WAS 45	(12:50) K.Cousins pass short right to P.Garcon pushed ob at PHI 49 for 6 yards (E.Rowe).
19	1	3-3-PHI 40	(11:59) (Shotgun) K.Cousins pass short left to C.Thompson pushed ob at PHI 21 for 19 yards (N.Carroll).
16	2	2-3-PHI 36	(7:35) K.Cousins pass short left to R.Grant pushed ob at PHI 20 for 16 yards (N.Carroll).
16	4	1-10-WAS 10	(6:05) (Shotgun) A.Morris right end to WAS 26 for 16 yards (W.Thurmond; E.Biggers).
15	1	1-10-PHI 49	(4:55) K.Cousins pass short left to J.Reed pushed ob at PHI 34 for 15 yards (B.Graham).
15	3	2-16-WAS 30	(1:58) (Shotgun) K.Cousins pass short right to D.Carrier to WAS 45 for 15 yards (J.Hicks).
14	4	3-6-PHI 30	(1:18) (Shotgun) K.Cousins pass short middle to P.Garcon to PHI 16 for 14 yards (E.Biggers).

Touchdown Scoring Information

		Offense	Defense	Special Teams
VISITOR	Philadelphia Eagles	3	0	0
HOME	Washington Redskins	2	0	0

Player Scoring Information

Club	Player	TD	Rush TD	Rec TD	KO TD	Punt TD	Int TD	Fum TD	Misc TD	FG	XP	2Pt Rush	2Pt Rec	Sfty	Points
PHI	R.Cooper	0	0	1	0	0	0	0	0	0	0	0	0	0	6
PHI	M.Austin	0	0	1	0	0	0	0	0	0	0	0	0	0	6
PHI	B.Celek	0	0	1	0	0	0	0	0	0	0	0	0	0	6
PHI	C.Sturgis	0	0	0	0	0	0	0	0	0	2	0	0	0	2
WAS	D.Hopkins	0	0	0	0	0	0	0	0	3	2	0	0	0	11
WAS	K.Cousins	0	1	0	0	0	0	0	0	0	0	0	0	0	6
WAS	P.Garcon	0	0	1	0	0	0	0	0	0	0	0	0	0	6

Possession Detail

	First Half		Second Half		Game	
	Visitor	Home	Visitor	Home	Visitor	Home
Largest Lead	0	13	4	7	4	13
Drives Leading	0	4	2	2	2	6
Time of Possession Leading	0:00	14:09	4:23	5:02	4:23	19:11
Largest Deficit	-13	0	-7	-4	-13	-4
Drives Trailing	5	0	5	3	10	3
Time of Possession Trailing	8:13	0:00	6:16	9:51	14:29	9:51
Times Score Tied Up		0		1		1
Lead Changes		1		3		4

Playtime Percentage

Percent of playtime per player on offense, defense and special teams

Philadelphia Eagles

Washington Redskins

		Philadelphia Eagles				Washington Redskins							
		Offense	Defense	Special Teams				Offense	Defense	Special Teams			
M Tobin	T	56	100%	4	13%	T Williams	T	85	100%	5	17%		
L Johnson	T	56	100%	4	13%	M Moses	T	85	100%	5	17%		
A Barbre	G	56	100%	4	13%	S Long	G	85	100%	5	17%		
J Kelce	C	56	100%			B Scherff	T	85	100%	5	17%		
S Bradford	QB	56	100%			K Cousins	QB	85	100%				
N Agholor	WR	54	96%			K Lichtensteiger	C	85	100%				
D Kelly	T	50	89%	4	13%	R Grant	WR	66	78%	4	13%		
J Matthews	WR	49	88%			P Garcon	WR	65	76%				
Z Ertz	TE	38	68%	6	20%	J Crowder	WR	61	72%	6	20%		
R Cooper	WR	36	64%	12	40%	D Carrier	TE	55	65%	8	27%		
D Murray	RB	25	45%			J Reed	TE	44	52%				
D Sproles	RB	22	39%	5	17%	A Morris	RB	36	42%				
M Austin	WR	20	36%			C Thompson	RB	33	39%	16	53%		
B Celek	TE	19	34%	10	33%	R Ross	WR	23	27%	7	23%		
R Mathews	RB	13	23%			A McCoy	TE	20	24%	2	7%		
J Peters	T	6	11%			M Jones	RB	16	19%	4	13%		
J Huff	WR	4	7%	8	27%	D Young	FB	6	7%	21	70%		
M Jenkins	FS		85	100%	11	37%	K Jarrett	FS		56	100%	16	53%
N Carroll	CB		85	100%	9	30%	D Goldson	FS		56	100%	10	33%
W Thurmond	S		85	100%	5	17%	B Breeland	CB		56	100%	10	33%
J Hicks	LB		81	95%	5	17%	T Robinson	FS		56	100%	5	17%
E Rowe	CB		78	92%	10	33%	K Robinson	LB		56	100%	4	13%
C Barwin	LB		76	89%			C Culliver	CB		56	100%		
F Cox	DE		74	87%	4	13%	W Compton	LB		50	89%	9	30%
D Ryans	LB		71	84%			R Kerrigan	LB		48	86%	3	10%
B Logan	NT		58	68%	5	17%	J Hatcher	DE		40	71%	4	13%
B Graham	LB		57	67%	5	17%	T Murphy	LB		33	59%	11	37%
E Biggers	CB		54	64%	15	50%	P Smith	LB		30	54%	19	63%
B Allen	NT		54	64%	9	30%	C Baker	DE		24	43%		
V Curry	DE		36	42%	5	17%	T Knighton	NT		19	34%	5	17%
B Bair	DE		16	19%	1	3%	R Jean Francois	DE		16	29%	7	23%
M Kendricks	LB		11	13%			S Paea	DE		12	21%	7	23%
J Couplin	SS		7	8%	26	87%	W Blackmon	CB		5	9%	12	40%
B Maxwell	CB		7	8%			J Jeffcoat	LB		3	5%	16	53%
B Braman	LB				26	87%	J Johnson	SS				21	70%
T Burton	TE				25	83%	D Hopkins	K				11	37%
S Ajitrotutu	WR				21	70%	T Way	P				10	33%
N Goode	LB				21	70%	N Sundberg	LS				10	33%
B Jones	LB				21	70%	T Plummer	LB				10	33%
K Barner	RB				15	50%	Q Dunbar	CB				10	33%
J Dorenbos	LS				10	33%	D Everett	CB				9	30%
D Jones	P				10	33%	A Kouandjio	G				9	30%
C Sturgis	K				8	27%	M Foster	LB				9	30%
J Andrews	G				4	13%	J LeRibeus	C				5	17%
D Rice	CB				2	7%							

National Football League Game Summary

NFL Copyright © 2015 by The National Football League. All rights reserved. This summary and play-by-play is for the express purpose of assisting media in their coverage of the game; any other use of this material is prohibited without the written permission of the National Football League. Updated: 10/17/2015

Date: Sunday, 10/11/2015

Washington Redskins at Atlanta Falcons

Start Time: 1:02 PM EDT

at Georgia Dome, Atlanta, GA

Game Day Weather

Played Indoor on Turf: FieldTurf

Outdoor Weather: Clear, cool,

Officials

Referee: Vinovich, Bill (52) Umpire: King, Paul (121) Head Linesman: McKinnely, Phil (110)
 Line Judge: Spanier, Michael (90) Side Judge: Cavaletto, Gary (60) Field Judge: Jenkins, John (117)
 Back Judge: Quirk, Jim (63) Replay Official: Nemmers, Larry ()

Lineups

Washington Redskins				Atlanta Falcons			
Offense		Defense		Offense		Defense	
WR 14	R.Grant	LDE 92	C.Baker	WR 11	J.Jones	DE 44	V.Beasley
LT 71	Trent.Williams	NT 98	T.Knighton	LT 70	J.Matthews	DT 95	J.Babineaux
LG 61	S.Long	RDE 97	J.Hatcher	LG 67	A.Levitre	DE 99	A.Clayborn
C 78	K.Lichtensteiger	SLB 93	T.Murphy	C 68	M.Person	LB 54	N.Stupar
RG 75	B.Scherff	MIKE 52	K.Robinson	RG 65	C.Chester	LB 55	P.Worrilow
RT 76	M.Moses	MO 56	P.Riley	RT 73	R.Schraeder	LB 50	O.Schofield
TE 89	D.Carrier	WLB 91	R.Kerrigan	TE 83	J.Tamme	CB 23	R.Alford
WR 88	P.Garcon	CB 26	B.Breeland	TE 80	L.Toilolo	CB 21	D.Trufant
WR 80	J.Crowder	CB 41	W.Blackmon	WR 84	R.White	CB 20	P.Adams
QB 8	K.Cousins	FS 38	D.Goldson	QB 2	M.Ryan	S 37	R.Allen
RB 46	A.Morris	SS 34	T.Robinson	RB 24	D.Freeman	S 25	W.Moore

Substitutions

K 3 D.Hopkins, P 5 T.Way, WR 12 A.Roberts, WR 19 R.Ross, S 20 J.Johnson, CB 22 D.Everett, RB 25 C.Thompson, S 30 K.Jarrett, RB 31 M.Jones, FB 36 D.Young, WR 47 Q.Dunbar, LB 51 W.Compton, LB 53 J.Jeffcoat, LB 54 M.Foster, LS 57 N.Sundberg, DE 64 K.Golston, C/G 67 J.LeRibeus, T 68 T.Compton, TE 85 A.McCoy, DE 90 S.Paea, LB 94 P.Smith, DE 99 R.Jean Francois

Substitutions

K 3 M.Bryant, P 5 M.Bosher, WR 14 E.Weems, WR 15 N.Williams, RB 26 T.Coleman, S 27 R.Therezie, CB 32 J.Collins, RB 33 T.Ward, S 36 K.Ishmael, FB 42 P.DiMarco, LS 47 J.Harris, LB 53 A.Bradford, OLB 56 B.Reed, LB 59 J.Bartu, C 62 J.Stone, DE 71 K.Biermann, DT 77 R.Hageman, TE 81 T.Moeaki, WR 85 L.Hankerson, DE 94 T.Jackson, NT 96 P.Soliai, DT 97 G.Jarrett

Did Not Play

QB 16 C.McCoy, T 79 T.Nsekhe

Did Not Play

QB 12 S.Renfree, T 75 J.Long

Not Active

QB 10 R.Griffin, WR 11 D.Jackson, CB 23 D.Hall, DB 29 C.Culliver, DT 73 F.Kearse, G 74 A.Kouandjio, TE 86 J.Reed

Not Active

WR 16 J.Hardy, CB 22 D.Southward, SS 30 C.Godfrey, LB 52 J.Durant, C 66 G.Gradkowski, T 72 B.Harris, DE 93 M.Goodman

Field Goals (made () & missed)

Team	Player	Yards	Attempts	Missed	OT	Total
Washington Redskins	D.Hopkins	53	28	(52)		
Atlanta Falcons	M.Bryant	(42)	38	RU 48	LU (28)	
VISITOR:	Washington Redskins	0	7	0	12	0
HOME:	Atlanta Falcons	0	3	3	13	6

Scoring Plays

Team	Qtr	Time	Play Description (Extra Point) (Drive Info)	Visitor	Home
Redskins	2	12:12	D.Carrier 7 yd. pass from K.Cousins (D.Hopkins kick) (12-67, 6:47)	7	0
Falcons	2	7:07	M.Bryant 42 yd. Field Goal (12-56, 5:05)	7	3
Falcons	3	1:54	M.Bryant 28 yd. Field Goal (11-47, 4:47)	7	6
Falcons	4	9:14	J.Jones fumble recovery in end zone (pass failed) (11-91, 6:32)	7	12
Redskins	4	7:59	M.Jones 2 yd. run (pass failed) (3-80, 1:15)	13	12
Redskins	4	2:38	D.Hopkins 28 yd. Field Goal (6-11, 3:06)	16	12
Falcons	4	0:24	D.Freeman 6 yd. run (M.Bryant kick) (10-80, 2:14)	16	19
Redskins	4	0:00	D.Hopkins 52 yd. Field Goal (4-46, 0:24)	19	19
Falcons	5	12:15	R.Alford 59 yd. interception return	19	25

National Football League Game Summary

NFL Copyright © 2015 by The National Football League. All rights reserved. This summary and play-by-play is for the express purpose of assisting media in their coverage of the game; any other use of this material is prohibited without the written permission of the National Football League.

Updated: 10/17/2015

Paid Attendance: 70,178

Time: 3:11

Washington Redskins vs Atlanta Falcons
10/11/2015 at Georgia Dome

Final Individual Statistics

Washington Redskins

Atlanta Falcons

RUSHING						RUSHING					
	ATT	YDS	AVG	LG	TD		ATT	YDS	AVG	LG	TD
M.Jones	11	20	1.8	7	1	D.Freeman	27	153	5.7	18	1
A.Morris	8	15	1.9	4	0	M.Ryan	3	20	6.7	10	0
C.Thompson	3	15	5.0	9	0	T.Coleman	2	3	1.5	2	0
K.Cousins	1	1	1.0	1	0						
J.Crowder	1	0	0.0	0	0						
Total	24	51	2.1	9	1	Total	32	176	5.5	18	1

PASSING									PASSING								
	ATT	CMP	YDS	SK/YD	TD	LG	IN	RT		ATT	CMP	YDS	SK/YD	TD	LG	IN	RT
K.Cousins	32	21	219	1/0	1	26	2	69.7	M.Ryan	42	24	254	3/12	0	25	2	55.1
Total	32	21	219	1/0	1	26	2	69.7	Total	42	24	254	3/12	0	25	2	55.1

PASS RECEIVING								PASS RECEIVING							
	TAR	REC	YDS	AVG	LG	TD		TAR	REC	YDS	AVG	LG	TD		
J.Crowder	8	8	87	10.9	26	0	J.Tamme	10	8	94	11.8	25	0		
C.Thompson	7	6	33	5.5	14	0	D.Freeman	8	7	44	6.3	9	0		
P.Garcon	8	3	51	17.0	21	0	J.Jones	10	5	67	13.4	20	0		
D.Carrier	3	2	27	13.5	20	1	R.White	4	2	23	11.5	16	0		
M.Jones	2	1	17	17.0	17	0	L.Hankerson	4	1	13	13.0	13	0		
R.Grant	4	1	4	4.0	4	0	N.Williams	4	1	13	13.0	13	0		
							T.Ward	2	0	0	0.0	0	0		
Total	32	21	219	10.4	26	1	Total	42	24	254	10.6	25	0		

INTERCEPTIONS							INTERCEPTIONS						
	NO	YDS	AVG	LG	TD		NO	YDS	AVG	LG	TD		
B.Breeland	1	28	28.0	28	0	R.Alford	2	76	38.0	59	1		
T.Robinson	1	8	8.0	8	0								
Total	2	36	18.0	28	0	Total	2	76	38.0	59	1		

PUNTING								PUNTING							
	NO	YDS	AVG	NET	TB	IN20	LG		NO	YDS	AVG	NET	TB	IN20	LG
T.Way	4	201	50.3	46.8	0	2	57	M.Bosher	1	51	51.0	41.0	0	0	51
Total	4	201	50.3	46.8	0	2	57	Total	1	51	51.0	41.0	0	0	51

PUNT RETURNS								PUNT RETURNS							
	NO	YDS	AVG	FC	LG	TD		NO	YDS	AVG	FC	LG	TD		
J.Crowder	1	10	10.0	0	10	0	E.Weems	2	14	7.0	1	8	0		
							[DOWNED]	1	0	0.0	0	0	0		
Total	1	10	10.0	0	10	0	Total	2	14	7.0	1	8	0		

KICKOFF RETURNS								KICKOFF RETURNS							
	NO	YDS	AVG	FC	LG	TD		NO	YDS	AVG	FC	LG	TD		
R.Ross	2	53	26.5	0	27	0	[TOUCHBACK]	4	0	0.0	0	0	0		
[TOUCHBACK]	4	0	0.0	0	0	0	Total	0	0	0.0	0	0	0		
Total	2	53	26.5	0	27	0									

Washington Redskins

FUMBLES	FUM	LOST	OWN-REC	YDS	TD	FORCED	OPP-REC	YDS	TD	OUT-BDS
J.Crowder	1	0	0	0	0	0	0	0	0	1
C.Baker	0	0	0	0	0	2	0	0	0	0
W.Blackmon	0	0	0	0	0	1	0	0	0	0
W.Compton	0	0	0	0	0	0	1	0	0	0
Total	1	0	0	0	0	3	1	0	0	1

Atlanta Falcons

FUMBLES	FUM	LOST	OWN-REC	YDS	TD	FORCED	OPP-REC	YDS	TD	OUT-BDS
J.Jones	1	0	2	0	1	0	0	0	0	0
D.Freeman	1	0	0	0	0	0	0	0	0	0
M.Ryan	1	1	0	0	0	0	0	0	0	0
P.Adams	0	0	0	0	0	1	0	0	0	0
Total	3	1	2	0	1	1	0	0	0	0

Washington Redskins vs Atlanta Falcons
10/11/2015 at Georgia Dome

Final Team Statistics

	Visitor Redskins	Home Falcons
TOTAL FIRST DOWNS	18	29
By Rushing	4	12
By Passing	13	14
By Penalty	1	3
THIRD DOWN EFFICIENCY	4-12-33%	6-15-40%
FOURTH DOWN EFFICIENCY	1-1-100%	3-3-100%
TOTAL NET YARDS	270	418
Total Offensive Plays (inc. times thrown passing)	57	77
Average gain per offensive play	4.7	5.4
NET YARDS RUSHING	51	176
Total Rushing Plays	24	32
Average gain per rushing play	2.1	5.5
Tackles for a loss-number and yards	2-7	2-3
NET YARDS PASSING	219	242
Times thrown - yards lost attempting to pass	1-0	3-12
Gross yards passing	219	254
PASS ATTEMPTS-COMPLETIONS-HAD INTERCEPTED	32-21-2	42-24-2
Avg gain per pass play (inc.# thrown passing)	6.6	5.4
KICKOFFS Number-In End Zone-Touchbacks	4-4-4	6-5-4
PUNTS Number and Average	4-50.3	1-51.0
Had Blocked	0	0
FGs - PATs Had Blocked	0-0	0-0
Net Punting Average	46.8	41.0
TOTAL RETURN YARDAGE (Not Including Kickoffs)	46	90
No. and Yards Punt Returns	1-10	2-14
No. and Yards Kickoff Returns	2-53	0-0
No. and Yards Interception Returns	2-36	2-76
PENALTIES Number and Yards	5-51	4-62
FUMBLES Number and Lost	1-0	3-1
TOUCHDOWNS	2	3
Rushing	1	1
Passing	1	0
Interceptions	0	1
Fumbles	0	1
EXTRA POINTS Made-Attempts	1-2	1-2
Kicking Made-Attempts	1-1	1-1
Passing Made-Attempts	0-1	0-1
FIELD GOALS Made-Attempts	2-3	2-4
RED ZONE EFFICIENCY	2-3-67%	2-4-50%
GOAL TO GO EFFICIENCY	2-3-67%	2-2-100%
SAFETIES	0	0
FINAL SCORE	19	25
TIME OF POSSESSION	27:49	34:56

Washington Redskins vs Atlanta Falcons
10/11/2015 at Georgia Dome

Ball Possession And Drive Chart

Washington Redskins

#	Time Recd	Time Lost	Time Poss	How Ball Obtained	Drive Began	# Play	Yds Gain	Yds Pen	Net Yds	1st Down	Last Scrm	How Given Up
1	15:00	12:45	2:15	Kickoff	WAS 20	3	18	-10	8	0	WAS 28	Punt
2	10:36	7:30	3:06	Interception	WAS 25	5	19	0	19	1	WAS 44	Punt
3	3:59	12:12	6:47	Punt	WAS 33	12	62	5	67	5	* ATL 7	Touchdown
4	7:07	5:14	1:53	Kickoff	WAS 23	6	14	0	14	1	WAS 37	Interception
5	2:17	1:39	0:38	Fumble	WAS 13	3	5	0	5	0	WAS 18	Punt
6	11:13	6:41	4:32	Missed FG	WAS 38	9	27	0	27	2	ATL 35	Missed FG
7	1:54	0:46	1:08	Kickoff	WAS 30	3	0	0	0	0	WAS 30	Punt
8	9:14	7:59	1:15	Kickoff	WAS 20	3	38	42	80	4	* ATL 2	Touchdown
9	5:44	2:38	3:06	Interception	ATL 21	6	11	0	11	1	* ATL 10	Field Goal
10	0:24	0:00	0:24	Kickoff	WAS 20	4	46	0	46	2	ATL 34	Field Goal
11	15:00	12:15	2:45	Kickoff	WAS 20	6	30	0	30	2	50	Interception

(321) Average WAS 29

Atlanta Falcons

#	Time Recd	Time Lost	Time Poss	How Ball Obtained	Drive Began	# Play	Yds Gain	Yds Pen	Net Yds	1st Down	Last Scrm	How Given Up
1	12:45	10:36	2:09	Punt	ATL 25	5	35	0	35	2	WAS 40	Interception
2	7:30	3:59	3:31	Punt	ATL 9	6	17	0	17	1	ATL 26	Punt
3	12:12	7:07	5:05	Kickoff	ATL 20	12	51	5	56	4	WAS 24	Field Goal
4	5:14	2:17	2:57	Interception	WAS 40	6	24	0	24	1	* WAS 16	Fumble
5	1:39	0:00	1:39	Punt	WAS 45	6	25	0	25	1	WAS 20	Missed FG
6	15:00	11:13	3:47	Kickoff	ATL 20	10	50	0	50	3	WAS 30	Missed FG
7	6:41	1:54	4:47	Missed FG	ATL 43	11	37	10	47	3	* WAS 10	Field Goal
8	0:46	9:14	6:32	Punt	ATL 9	11	85	6	91	8	* WAS 3	Touchdown
9	7:59	5:44	2:15	Kickoff	ATL 20	4	15	0	15	1	ATL 35	Interception
10	2:38	0:24	2:14	Kickoff	ATL 20	10	80	0	80	5	* WAS 6	Touchdown

(281) Average ATL 28

* inside opponent's 20

Time of Possession by Quarter

	1st	2nd	3rd	4th	OT	Total
Visitor Washington Redskins	9:20	5:19	5:40	4:45	2:45	27:49
Home Atlanta Falcons	5:40	9:41	9:20	10:15	0:00	34:56

Kickoff Drive No.-Start Average

Redskins: 6 - WAS 22

Falcons: 4 - ATL 20

Washington Redskins vs Atlanta Falcons
10/11/2015 at Georgia Dome

Final Defensive Statistics

Washington Redskins	Regular Defensive Plays											Special Teams					Misc			
	TKL	AST	COMB	SK	/ YDS	TFL	Q	IN	PD	FF	FR	TKL	AST	FF	FR	BL	TKL	AST	FF	FR
D.Goldson	7	2	9	0	0	0	0	0	0	0	0	0	0	0	0	0	0	0	0	0
B.Breeland	6	2	8	0	0	0	0	1	4	0	0	0	0	0	0	0	0	0	0	0
W.Blackmon	6	1	7	0	0	0	0	0	1	1	0	0	0	0	0	0	0	0	0	0
T.Robinson	4	2	6	0	0	0	0	1	1	0	0	0	0	0	0	0	0	0	0	0
P.Riley	4	1	5	0	0	0	0	0	0	0	0	0	0	0	0	0	0	0	0	0
K.Robinson	3	1	4	0	0	0	0	0	0	0	0	0	0	0	0	0	0	0	0	0
T.Murphy	2	2	4	0	0	0	0	0	0	0	0	0	0	0	0	0	0	0	0	0
R.Kerrigan	3	0	3	2	12	2	2	0	0	0	0	0	0	0	0	0	0	0	0	0
J.Hatcher	3	0	3	0	0	0	1	0	0	0	0	0	0	0	0	0	0	0	0	0
K.Jarrett	3	0	3	0	0	0	0	0	1	0	0	0	0	0	0	0	0	0	0	0
C.Baker	2	0	2	1	0	0	1	0	0	2	0	0	0	0	0	0	0	0	0	0
W.Compton	2	0	2	0	0	0	0	0	0	0	1	0	0	0	0	0	0	0	0	0
P.Smith	2	0	2	0	0	0	0	0	0	0	0	1	0	0	0	0	0	0	0	0
T.Knighton	2	0	2	0	0	0	0	0	0	0	0	0	0	0	0	0	0	0	0	0
R.Jean Francois	1	1	2	0	0	1	0	0	0	0	0	0	0	0	0	0	0	0	0	0
S.Paea	1	0	1	0	0	0	1	0	0	0	0	0	0	0	0	0	0	0	0	0
J.Johnson	1	0	1	0	0	0	0	0	0	0	0	0	0	0	0	0	0	0	0	0
N.Sundberg	0	0	0	0	0	0	0	0	0	0	0	1	0	0	0	0	0	0	0	0
P.Garcon	0	0	0	0	0	0	0	0	0	0	0	0	0	0	0	0	1	0	0	0
Total	52	12	64	3	12	3	5	2	7	3	1	2	0	0	0	0	1	0	0	0

TKL = Tackle AST = Assist COMB = Combined QH=QB Hit IN = Interception PD = Pass Defense FF = Forced Fumble FR = Fumble Recovery

Atlanta Falcons	Regular Defensive Plays											Special Teams					Misc			
	TKL	AST	COMB	SK	/ YDS	TFL	QH	IN	PD	FF	FR	TKL	AST	FF	FR	BL	TKL	AST	FF	FR
P.Worrilow	8	0	8	0	0	1	0	0	0	0	0	0	0	0	0	0	0	0	0	0
P.Adams	4	0	4	0	0	0	0	0	0	1	0	0	0	0	0	0	0	0	0	0
W.Moore	4	0	4	0	0	0	0	0	0	0	0	0	0	0	0	0	0	0	0	0
N.Stupar	3	1	4	1	0	0	1	0	0	0	0	0	0	0	0	0	0	0	0	0
P.Soliai	3	0	3	0	0	0	0	0	0	0	0	0	0	0	0	0	0	0	0	0
O.Schofield	2	1	3	0	0	0	0	0	0	0	0	0	0	0	0	0	0	0	0	0
R.Allen	2	1	3	0	0	0	0	0	0	0	0	0	0	0	0	0	0	0	0	0
A.Clayborn	2	0	2	0	0	0	2	0	0	0	0	0	0	0	0	0	0	0	0	0
J.Babineaux	2	0	2	0	0	2	1	0	0	0	0	0	0	0	0	0	0	0	0	0
D.Trufant	2	0	2	0	0	0	0	0	1	0	0	0	0	0	0	0	0	0	0	0
K.Ishmael	2	0	2	0	0	0	0	0	0	0	0	1	0	0	0	0	0	0	0	0
K.Biermann	2	0	2	0	0	0	0	0	0	0	0	0	0	0	0	0	0	0	0	0
R.Therezie	2	0	2	0	0	0	0	0	0	0	0	0	0	0	0	0	0	0	0	0
R.Alford	1	0	1	0	0	0	0	2	2	0	0	0	0	0	0	0	0	0	0	0
R.Hageman	1	0	1	0	0	0	0	0	0	0	0	0	0	0	0	0	0	0	0	0
G.Jarrett	1	0	1	0	0	1	0	0	0	0	0	0	0	0	0	0	0	0	0	0
J.Bartu	1	0	1	0	0	0	0	0	0	0	0	0	0	0	0	0	0	0	0	0
V.Beasley	1	0	1	0	0	0	0	0	0	0	0	0	0	0	0	0	0	0	0	0
B.Reed	0	0	0	0	0	0	1	0	0	0	0	0	0	0	0	0	0	0	0	0
P.DiMarco	0	0	0	0	0	0	0	0	0	0	0	1	0	0	0	0	0	0	0	0
J.Collins	0	0	0	0	0	0	0	0	0	0	0	1	0	0	0	0	0	0	0	0
T.Coleman	0	0	0	0	0	0	0	0	0	0	0	0	0	0	0	0	2	0	0	0
A.Levitre	0	0	0	0	0	0	0	0	0	0	0	0	0	0	0	0	1	0	0	0
J.Jones	0	0	0	0	0	0	0	0	0	0	0	0	0	0	0	0	0	0	0	2
Total	43	3	46	1	0	4	5	2	3	1	0	3	0	0	0	0	3	0	0	2

First Quarter

10/11/2015

Play By Play

ATL wins the coin toss and elects to defer. WAS elects to Receive, and ATL elects to defend the east goal.

M.Bosher kicks 65 yards from ATL 35 to end zone, Touchback.

Washington Redskins at 15:00

- 1-10-WAS 20 (15:00) A.Morris left guard to WAS 23 for 3 yards (O.Schofield).
 2-7-WAS 23 (14:27) (Shotgun) K.Cousins pass short left to P.Garcon ran ob at WAS 36 for 13 yards (P.WorriLOW).
 PENALTY on WAS-Trent.Williams, Offensive Holding, 10 yards, enforced at WAS 23 - No Play.
 2-17-WAS 13 (14:05) (Shotgun) A.Morris left tackle to WAS 17 for 4 yards (P.WorriLOW, R.Allen).
 3-13-WAS 17 (13:26) (Shotgun) K.Cousins pass short middle to P.Garcon to WAS 28 for 11 yards (R.Allen).
 4-2-WAS 28 (12:54) T.Way punts 47 yards to ATL 25, Center-N.Sundberg, fair catch by E.Weems.

Atlanta Falcons at 12:45

- 1-10-ATL 25 (12:45) D.Freeman right end to ATL 28 for 3 yards (T.Knighton).
 2-7-ATL 28 (12:11) D.Freeman left end to ATL 35 for 7 yards (T.Murphy; W.Blackmon). R1
1-10-ATL 35 (11:28) M.Ryan pass short middle to J.Tamme to WAS 40 for 25 yards (W.Blackmon). P2
1-10-WAS 40 (10:50) M.Ryan pass incomplete deep middle to J.Jones.
 2-10-WAS 40 (10:44) (Shotgun) M.Ryan pass deep middle intended for J.Jones INTERCEPTED by T.Robinson at WAS 17. T.Robinson to WAS 25 for 8 yards (T.Coleman).

Washington Redskins at 10:36

- 1-10-WAS 25 (10:36) T.Compton reported in as eligible. M.Jones right tackle to WAS 25 for no gain (R.Hageman).
 2-10-WAS 25 (9:58) K.Cousins pass short right to M.Jones to WAS 42 for 17 yards (P.WorriLOW). P1
1-10-WAS 42 (9:13) M.Jones right end to WAS 44 for 2 yards (K.Biermann).
 2-8-WAS 44 (8:31) (Shotgun) K.Cousins sacked at WAS 44 for 0 yards (N.Stupar).
 3-8-WAS 44 (7:45) (Shotgun) K.Cousins pass incomplete deep left to D.Carrier [A.Clayborn].
 4-8-WAS 44 (7:40) T.Way punts 47 yards to ATL 9, Center-N.Sundberg, downed by WAS-Q.Dunbar.

Atlanta Falcons at 7:30

- 1-10-ATL 9 (7:30) D.Freeman right end to ATL 10 for 1 yard (S.Paea).
 2-9-ATL 10 (6:45) (Shotgun) M.Ryan pass short right to J.Tamme pushed ob at ATL 14 for 4 yards (B.Breeland).
 3-5-ATL 14 (6:16) (Shotgun) M.Ryan pass short middle to J.Tamme to ATL 25 for 11 yards (D.Goldson). P3
1-10-ATL 25 (5:35) M.Ryan sacked at ATL 16 for -9 yards (R.Kerrigan).
 2-19-ATL 16 (4:50) (Shotgun) M.Ryan pass short right to J.Tamme to ATL 26 for 10 yards (K.Jarrett).
 3-9-ATL 26 (4:15) (Shotgun) M.Ryan pass incomplete short right to T.Ward.
 4-9-ATL 26 (4:11) M.Bosher punts 51 yards to WAS 23, Center-J.Harris. J.Crowder to WAS 33 for 10 yards (P.DiMarco).

Washington Redskins at 3:59

- 1-10-WAS 33 (3:59) A.Morris right tackle to WAS 31 for -2 yards (G.Jarrett).
 2-12-WAS 31 (3:21) (Shotgun) K.Cousins pass short middle to C.Thompson to WAS 45 for 14 yards (J.Bartu). P2
1-10-WAS 45 (2:42) PENALTY on ATL-P.Soliai, Encroachment, 5 yards, enforced at WAS 45 - No Play.
 1-5-50 (2:32) M.Jones left guard to ATL 47 for 3 yards (P.Soliai).
 2-2-ATL 47 (1:54) M.Jones right end ran ob at ATL 40 for 7 yards (W.Moore). R3
1-10-ATL 40 (1:24) K.Cousins pass deep left to P.Garcon to ATL 19 for 21 yards (R.Therezie). P4
1-10-ATL 19 (:42) (Shotgun) A.Morris right end to ATL 15 for 4 yards (R.Therezie).

END OF QUARTER

	Score	Time Poss	First Downs				Efficiencies	
			R	P	X	T	3 Down	4 Down
Washington Redskins	0	9:20	1	3	0	4	0/2	0/0
Atlanta Falcons	0	5:40	1	2	0	3	1/2	0/0

Second Quarter

10/11/2015

Play By Play

Washington Redskins continued.

2-6-ATL 15	(15:00) A.Morris right guard to ATL 13 for 2 yards (P.WorriLOW).	
3-4-ATL 13	(14:20) (Shotgun) K.Cousins pass short right to C.Thompson to ATL 10 for 3 yards (N.Stupar).	
4-1-ATL 10	(13:33) K.Cousins right guard to ATL 9 for 1 yard (V.Beasley).	R5
<u>1-9-ATL 9</u>	(13:01) (Shotgun) A.Morris left guard to ATL 7 for 2 yards (O.Schofield).	
2-7-ATL 7	(12:23) (Shotgun) K.Cousins pass incomplete short middle to P.Garcon.	
3-7-ATL 7	(12:18) (Shotgun) K.Cousins pass short middle to D.Carrier for 7 yards, TOUCHDOWN. D.Hopkins extra point is GOOD, Center-N.Sundberg, Holder-T.Way.	P6

WAS 7 ATL 0, 12 plays, 67 yards, 1 penalty, 6:47 drive, 2:48 elapsed

D.Hopkins kicks 65 yards from WAS 35 to end zone, Touchback.

Atlanta Falcons at 12:12

1-10-ATL 20	(12:12) (Shotgun) M.Ryan pass incomplete short right to J.Tamme.	
2-10-ATL 20	(12:09) (Shotgun) T.Coleman left end to ATL 22 for 2 yards (K.Robinson).	
3-8-ATL 22	(11:31) (Shotgun) M.Ryan pass short right to L.Hankerson to ATL 35 for 13 yards (B.Breeland).	P4
<u>1-10-ATL 35</u>	(10:49) (Shotgun) M.Ryan pass incomplete deep left to J.Jones. PENALTY on WAS-W.Blackmon, Illegal Contact, 5 yards, enforced at ATL 35 - No Play.	X5
<u>1-10-ATL 40</u>	(10:44) M.Ryan pass incomplete short middle to J.Jones (W.Blackmon).	
2-10-ATL 40	(10:39) (Shotgun) D.Freeman left tackle to ATL 46 for 6 yards (T.Robinson).	
3-4-ATL 46	(10:03) (Shotgun) M.Ryan pass short right to J.Tamme to WAS 37 for 17 yards (B.Breeland).	P6
<u>1-10-WAS 37</u>	(9:19) (Shotgun) D.Freeman left tackle to WAS 32 for 5 yards (T.Murphy).	
2-5-WAS 32	(8:42) D.Freeman right end to WAS 25 for 7 yards (T.Robinson).	R7
<u>1-10-WAS 25</u>	(8:01) T.Coleman left tackle to WAS 24 for 1 yard (T.Knighton).	
2-9-WAS 24	(7:24) (Shotgun) M.Ryan pass incomplete deep middle to J.Jones.	
3-9-WAS 24	(7:18) (Shotgun) M.Ryan pass incomplete short left to J.Tamme.	
4-9-WAS 24	(7:12) M.Bryant 42 yard field goal is GOOD, Center-J.Harris, Holder-M.Bosher.	

WAS 7 ATL 3, 12 plays, 56 yards, 1 penalty, 5:05 drive, 7:53 elapsed

M.Bosher kicks 68 yards from ATL 35 to WAS -3. R.Ross to WAS 23 for 26 yards (K.Ishmael).

Washington Redskins at 7:07, (1st play from scrimmage 7:00)

1-10-WAS 23	(7:00) (Shotgun) K.Cousins pass incomplete short left to P.Garcon.	
2-10-WAS 23	(6:57) (Shotgun) K.Cousins pass incomplete short left to M.Jones [J.Babineaux].	
3-10-WAS 23	(6:51) (Shotgun) K.Cousins pass short right to J.Crowder to WAS 37 for 14 yards (A.Clayborn). Timeout #1 by WAS at 06:09.	P7
<u>1-10-WAS 37</u>	(6:09) T.Compton reported in as eligible. M.Jones right end to WAS 37 for no gain (P.Soliai).	
2-10-WAS 37	(5:32) (Shotgun) K.Cousins pass incomplete short right to P.Garcon (D.Trufant).	
3-10-WAS 37	(5:28) (Shotgun) K.Cousins pass deep left intended for P.Garcon INTERCEPTED by R.Alford at ATL 43. R.Alford to WAS 40 for 17 yards (P.Garcon).	

Atlanta Falcons at 5:14

1-10-WAS 40	(5:14) (Shotgun) D.Freeman right end to WAS 34 for 6 yards (D.Goldson).	
2-4-WAS 34	(4:34) D.Freeman left tackle to WAS 36 for -2 yards (R.Jean Francois).	
3-6-WAS 36	(3:55) M.Ryan pass short right to N.Williams to WAS 23 for 13 yards (K.Jarrett).	P8
<u>1-10-WAS 23</u>	(3:14) (Shotgun) M.Ryan pass incomplete deep right to N.Williams.	
2-10-WAS 23	(3:09) (Shotgun) D.Freeman right guard to WAS 16 for 7 yards (D.Goldson).	
3-3-WAS 16	(2:26) (Shotgun) M.Ryan sacked at WAS 18 for -2 yards (C.Baker). FUMBLES (C.Baker) [C.Baker], RECOVERED by WAS-W.Compton at WAS 13. W.Compton to WAS 13 for no gain (A.Levitre). The Replay Official reviewed the fumble ruling, and the play was Upheld. The ruling on the field stands.	

Washington Redskins at 2:17

1-10-WAS 13	(2:17) (Shotgun) K.Cousins pass short right to C.Thompson pushed ob at WAS 18 for 5 yards (K.Ishmael).	
-------------	--------------------------------------------------------------------------------------------------------	--

Two-Minute Warning

2-5-WAS 18	(2:00) K.Cousins pass incomplete short left to C.Thompson.	
3-5-WAS 18	(1:55) (Shotgun) K.Cousins pass incomplete short left to R.Grant.	
4-5-WAS 18	(1:51) T.Way punts 50 yards to ATL 32, Center-N.Sundberg. E.Weems to ATL 40 for 8 yards (P.Smith). PENALTY on WAS-D.Everett, Unsportsmanlike Conduct, 15 yards, enforced at ATL 40.	

Washington Redskins vs Atlanta Falcons at Georgia Dome

Atlanta Falcons at 1:39

1-10-WAS 45 (1:39) (Shotgun) M.Ryan pass short right to D.Freeman to WAS 37 for 8 yards (P.Riley).

2-2-WAS 37 (1:15) (No Huddle, Shotgun) D.Freeman right guard to WAS 29 for 8 yards (T.Robinson).

R9

1-10-WAS 29 (:53) (No Huddle, Shotgun) M.Ryan pass short middle to J.Tamme to WAS 22 for 7 yards (D.Goldson).

2-3-WAS 22 (:33) (No Huddle, Shotgun) M.Ryan sacked at WAS 25 for -3 yards (R.Kerrigan).

Timeout #1 by ATL at 00:27.

3-6-WAS 25 (:27) (Shotgun) M.Ryan pass short right to J.Tamme to WAS 20 for 5 yards (W.Compton).

Timeout #2 by ATL at 00:05.

4-1-WAS 20 (:05) M.Bryant 38 yard field goal is No Good, Hit Right Upright, Center-J.Harris, Holder-M.Bosher.

END OF QUARTER

	Score	Time Poss	First Downs				Efficiencies	
			R	P	X	T	3 Down	4 Down
Washington Redskins	7	5:19	1	2	0	3	2/5	1/1
Atlanta Falcons	3	9:41	2	3	1	6	3/6	0/0

Third Quarter

10/11/2015

Play By Play

ATL elects to Receive, and WAS elects to defend the East goal.

D.Hopkins kicks 65 yards from WAS 35 to end zone, Touchback.

Atlanta Falcons at 15:00

1-10-ATL 20	(15:00) M.Ryan pass short left to J.Jones to ATL 40 for 20 yards (W.Blackmon). FUMBLES (W.Blackmon), and recovers at ATL 40. J.Jones to ATL 40 for no gain (W.Blackmon).	P10
<u>1-10-ATL 40</u>	(14:22) D.Freeman right end to WAS 44 for 16 yards (W.Blackmon).	R11
<u>1-10-WAS 44</u>	(13:41) M.Ryan pass short left to D.Freeman to WAS 39 for 5 yards (R.Kerrigan).	
2-5-WAS 39	(12:58) (Shotgun) M.Ryan pass incomplete short right to N.Williams.	
3-5-WAS 39	(12:54) (Shotgun) M.Ryan pass incomplete deep right to L.Hankerson.	
4-5-WAS 39	(12:48) (Shotgun) M.Ryan pass short left to D.Freeman to WAS 32 for 7 yards (W.Compton).	P12
<u>1-10-WAS 32</u>	(12:07) M.Ryan pass incomplete short right to R.White (B.Breeland).	
2-10-WAS 32	(12:03) D.Freeman left end to WAS 30 for 2 yards (J.Hatcher).	
3-8-WAS 30	(11:23) (Shotgun) M.Ryan pass incomplete short right to J.Jones (B.Breeland).	
4-8-WAS 30	(11:18) M.Bryant 48 yard field goal is No Good, Hit Left Upright, Center-J.Harris, Holder-M.Bosher.	

Washington Redskins at 11:13

1-10-WAS 38	(11:13) M.Jones left end to WAS 43 for 5 yards (P.Adams).	
2-5-WAS 43	(10:40) C.Thompson left end ran ob at ATL 48 for 9 yards (R.Alford).	R8
<u>1-10-ATL 48</u>	(10:08) J.Crowder right end to ATL 48 for no gain (N.Stupar).	
2-10-ATL 48	(9:35) K.Cousins pass short right to R.Grant ran ob at ATL 44 for 4 yards (D.Trufant).	
3-6-ATL 44	(9:06) (Shotgun) K.Cousins pass short middle to J.Crowder ran ob at ATL 32 for 12 yards (D.Trufant) [B.Reed].	P9
<u>1-10-ATL 32</u>	(8:35) C.Thompson right end pushed ob at ATL 27 for 5 yards (W.Moore).	
2-5-ATL 27	(8:10) M.Jones right end to ATL 32 for -5 yards (J.Babineaux). Timeout #1 by ATL at 07:28.	
3-10-ATL 32	(7:28) (Shotgun) K.Cousins pass short right to C.Thompson to ATL 35 for -3 yards (J.Babineaux).	
4-13-ATL 35	(6:46) D.Hopkins 53 yard field goal is No Good, Wide Right, Center-N.Sundberg, Holder-T.Way.	

Atlanta Falcons at 6:41

1-10-ATL 43	(6:41) D.Freeman right tackle to WAS 48 for 9 yards (B.Breeland).	
2-1-WAS 48	(6:07) D.Freeman right guard to WAS 44 for 4 yards (J.Hatcher).	R13
<u>1-10-WAS 44</u>	(5:30) (Shotgun) M.Ryan pass short left to D.Freeman to WAS 40 for 4 yards (J.Johnson).	
2-6-WAS 40	(4:47) (Shotgun) M.Ryan pass incomplete short right to N.Williams (K.Jarrett).	
3-6-WAS 40	(4:44) (Shotgun) M.Ryan pass incomplete short left to T.Ward [S.Paea].	
4-6-WAS 40	(4:40) (Shotgun) M.Ryan pass short middle to J.Jones to WAS 31 for 9 yards (P.Smith).	P14
<u>1-10-WAS 31</u>	(4:04) PENALTY on ATL-R.White, False Start, 5 yards, enforced at WAS 31 - No Play.	
1-15-WAS 36	(3:40) (Shotgun) D.Freeman right end to WAS 30 for 6 yards (B.Breeland). PENALTY on WAS-B.Breeland, Horse Collar Tackle, 15 yards, enforced at WAS 30.	X15
<u>1-10-WAS 15</u>	(3:24) D.Freeman right end to WAS 13 for 2 yards (B.Breeland; D.Goldson).	
2-8-WAS 13	(2:39) (Shotgun) D.Freeman right tackle to WAS 10 for 3 yards (P.Smith).	
3-5-WAS 10	(2:02) (Shotgun) M.Ryan pass incomplete short left to L.Hankerson.	
4-5-WAS 10	(1:58) M.Bryant 28 yard field goal is GOOD, Center-J.Harris, Holder-M.Bosher.	

WAS 7 ATL 6, 11 plays, 47 yards, 1 penalty, 4:47 drive, 13:06 elapsed

M.Bosher kicks 62 yards from ATL 35 to WAS 3. R.Ross ran ob at WAS 30 for 27 yards (J.Collins).

Washington Redskins at 1:54, (1st play from scrimmage 1:47)

1-10-WAS 30	(1:47) T.Compton reported in as eligible. A.Morris right tackle to WAS 30 for no gain (W.Moore).	
2-10-WAS 30	(1:10) (Shotgun) K.Cousins pass incomplete short middle to R.Grant.	
3-10-WAS 30	(1:05) (Shotgun) K.Cousins pass incomplete deep middle to P.Garcon [A.Clayborn].	
4-10-WAS 30	(:59) T.Way punts 57 yards to ATL 13, Center-N.Sundberg. E.Weems to ATL 19 for 6 yards (N.Sundberg). PENALTY on ATL-R.Allen, Offensive Holding, 10 yards, enforced at ATL 19.	

Atlanta Falcons at 0:46

1-10-ATL 9	(:46) D.Freeman left end to ATL 27 for 18 yards (K.Robinson).	R16
<u>1-10-ATL 27</u>	(:03) D.Freeman left end ran ob at ATL 32 for 5 yards (P.Riley).	

Washington Redskins vs Atlanta Falcons at Georgia Dome

END OF QUARTER

	Score	Time Poss	First Downs				Efficiencies	
			R	P	X	T	3 Down	4 Down
Washington Redskins	7	5:40	1	1	0	2	1/3	0/0
Atlanta Falcons	6	9:20	3	3	1	7	0/4	2/2

Fourth Quarter

10/11/2015

Play By Play

Atlanta Falcons continued.

2-5-ATL 32	(15:00) D.Freeman left end to ATL 39 for 7 yards (W.Blackmon).	R17
<u>1-10-ATL 39</u>	(14:16) M.Ryan pass incomplete short left to R.White. PENALTY on WAS-W.Blackmon, Defensive Pass Interference, 6 yards, enforced at ATL 39 - No Play.	X18
<u>1-10-ATL 45</u>	(14:14) D.Freeman left tackle to WAS 44 for 11 yards (J.Hatcher).	R19
<u>1-10-WAS 44</u>	(13:32) D.Freeman right tackle to WAS 45 for -1 yards (R.Jean Francois; T.Murphy).	
2-11-WAS 45	(12:48) (Shotgun) M.Ryan scrambles left end to WAS 35 for 10 yards.	
3-1-WAS 35	(12:21) M.Ryan right guard to WAS 33 for 2 yards (T.Murphy).	R20
<u>1-10-WAS 33</u>	(11:43) D.Freeman right end to WAS 30 for 3 yards (P.Riley; T.Robinson).	
2-7-WAS 30	(11:00) (Shotgun) M.Ryan pass short left to R.White to WAS 14 for 16 yards (W.Blackmon).	P21
<u>1-10-WAS 14</u>	(10:12) D.Freeman left end to WAS 3 for 11 yards (D.Goldson).	R22
<u>1-3-WAS 3</u>	(9:21) (Shotgun) D.Freeman left tackle to WAS 1 for 2 yards (C.Baker). FUMBLES (C.Baker), recovered by ATL-J.Jones at WAS 0. TOUCHDOWN. (Pass formation) TWO-POINT CONVERSION ATTEMPT. M.Ryan pass to L.Hankerson is incomplete. ATTEMPT FAILS.	R23

WAS 7 ATL 12, 11 plays, 91 yards, 1 penalty, 6:32 drive, 5:46 elapsed

M.Bosher kicks 65 yards from ATL 35 to end zone, Touchback.

Washington Redskins at 9:14

1-10-WAS 20	(9:14) K.Cousins pass short left to J.Crowder ran ob at WAS 30 for 10 yards (R.Allen). Penalty on ATL-D.Trufant, Defensive Holding, declined.	P10
<u>1-10-WAS 30</u>	(8:54) K.Cousins pass short left to J.Crowder to ATL 44 for 26 yards (P.Worrilow).	P11
<u>1-10-ATL 44</u>	(8:13) (Shotgun) K.Cousins pass incomplete deep middle to R.Ross (R.Alford). PENALTY on ATL-R.Alford, Defensive Pass Interference, 42 yards, enforced at ATL 44 - No Play.	X12
<u>1-2-ATL 2</u>	(8:05) T.Compton reported in as eligible. M.Jones right end for 2 yards, TOUCHDOWN. (Pass formation) TWO-POINT CONVERSION ATTEMPT. K.Cousins pass to P.Garcon is incomplete. ATTEMPT FAILS.	R13

WAS 13 ATL 12, 3 plays, 80 yards, 1 penalty, 1:15 drive, 7:01 elapsed

D.Hopkins kicks 65 yards from WAS 35 to end zone, Touchback.

Atlanta Falcons at 7:59

1-10-ATL 20	(7:59) (Shotgun) M.Ryan pass short left to D.Freeman to ATL 24 for 4 yards (K.Robinson).	
2-6-ATL 24	(7:23) D.Freeman right guard to ATL 25 for 1 yard (P.Riley).	
3-5-ATL 25	(6:44) (Shotgun) M.Ryan pass short middle to J.Jones to ATL 35 for 10 yards (T.Robinson; D.Goldson).	P24
<u>1-10-ATL 35</u>	(6:00) M.Ryan pass short left intended for R.White INTERCEPTED by B.Breeland at ATL 49. B.Breeland to ATL 21 for 28 yards (T.Coleman).	

Washington Redskins at 5:44

1-10-ATL 21	(5:44) M.Jones right tackle to ATL 19 for 2 yards (K.Biermann).	
2-8-ATL 19	(5:04) (Shotgun) K.Cousins pass short left to C.Thompson to ATL 10 for 9 yards (P.Worrilow).	P14
<u>1-10-ATL 10</u>	(4:21) T.Compton reported in as eligible. M.Jones right tackle to ATL 6 for 4 yards (P.Worrilow).	
2-6-ATL 6	(3:35) M.Jones right guard to ATL 6 for no gain (P.Soliai).	
3-6-ATL 6	(2:49) (Shotgun) K.Cousins pass short left to J.Crowder to ATL 10 for -4 yards (P.Worrilow). Timeout #2 by ATL at 02:42.	
4-10-ATL 10	(2:42) D.Hopkins 28 yard field goal is GOOD, Center-N.Sundberg, Holder-T.Way.	

WAS 16 ATL 12, 6 plays, 11 yards, 3:06 drive, 12:22 elapsed

D.Hopkins kicks 65 yards from WAS 35 to end zone, Touchback.

Atlanta Falcons at 2:38

1-10-ATL 20	(2:38) (Shotgun) M.Ryan pass short right to D.Freeman to ATL 27 for 7 yards (T.Robinson).	
2-3-ATL 27	(2:20) (No Huddle, Shotgun) M.Ryan pass short right to J.Tamme to ATL 42 for 15 yards (B.Breeland).	P25

Two-Minute Warning

<u>1-10-ATL 42</u>	(2:00) (Shotgun) M.Ryan pass short right to D.Freeman pushed ob at WAS 49 for 9 yards (P.Riley).	
2-1-WAS 49	(1:56) (Shotgun) M.Ryan pass short right to J.Jones to WAS 37 for 12 yards (D.Goldson) [J.Hatcher].	P26
<u>1-10-WAS 37</u>	(1:34) (No Huddle, Shotgun) M.Ryan pass short middle to J.Jones to WAS 21 for 16 yards (D.Goldson).	P27
<u>1-10-WAS 21</u>	(1:08) (No Huddle, Shotgun) M.Ryan scrambles right end ran ob at WAS 13 for 8 yards (K.Jarrett).	
2-2-WAS 13	(1:00) (Shotgun) M.Ryan pass incomplete short right to L.Hankerson (B.Breeland).	
3-2-WAS 13	(:56) (Shotgun) M.Ryan pass short right to D.Freeman for 13 yards, TOUCHDOWN. The Replay Official reviewed the pass completion ruling, and the play was REVERSED.	

Washington Redskins vs Atlanta Falcons at Georgia Dome

4-2-WAS 13 (Shotgun) M.Ryan pass incomplete short right to D.Freeman. P28
 (:51) (Shotgun) M.Ryan pass short middle to R.White to WAS 6 for 7 yards (K.Robinson; B.Breeland).
 1-6-WAS 6 (:30) (No Huddle, Shotgun) D.Freeman right end for 6 yards, TOUCHDOWN. R29
 M.Bryant extra point is GOOD, Center-J.Harris, Holder-M.Bosher.

WAS 16 ATL 19, 10 plays, 80 yards, 2:14 drive, 14:36 elapsed

M.Bosher kicks 65 yards from ATL 35 to end zone, Touchback.

Washington Redskins at 0:24

1-10-WAS 20 (:24) (Shotgun) K.Cousins pass short right to D.Carrier ran ob at WAS 40 for 20 yards (P.WorriLOW). P15

1-10-WAS 40 (:17) (Shotgun) K.Cousins pass deep middle to P.Garcon to ATL 41 for 19 yards (W.Moore). P16

Timeout #1 by WAS at 00:10.

1-10-ATL 41 (:10) (Shotgun) K.Cousins pass short left to J.Crowder pushed ob at ATL 34 for 7 yards (P.Adams).

2-3-ATL 34 (:05) D.Hopkins 52 yard field goal is GOOD, Center-N.Sundberg, Holder-T.Way.

WAS 19 ATL 19, 4 plays, 46 yards, 0:24 drive, 15:00 elapsed

END OF QUARTER

	Score	Time Poss	First Downs				Efficiencies	
			R	P	X	T	3 Down	4 Down
Washington Redskins	19	4:45	1	5	1	7	0/1	0/0
Atlanta Falcons	19	10:15	6	6	1	13	2/3	1/1

Overtime

10/11/2015

Play By Play

WAS wins toss, elects to Receive, and ATL elects to defend the East goal.

M.Bosher kicks 65 yards from ATL 35 to end zone, Touchback.

Washington Redskins at 15:00

1-10-WAS 20 (15:00) (Shotgun) K.Cousins pass short right to J.Crowder ran ob at WAS 25 for 5 yards (P.Adams).

2-5-WAS 25 (14:32) C.Thompson right end to WAS 26 for 1 yard (N.Stupar; O.Schofield).

3-4-WAS 26 (13:52) (Shotgun) K.Cousins pass short right to C.Thompson pushed ob at WAS 31 for 5 yards (K.Ishmael).

P17

1-10-WAS 31 (13:26) K.Cousins pass deep right to J.Crowder to WAS 48 for 17 yards (P.Adams). FUMBLES (P.Adams), ball out of bounds at WAS 48.

P18

1-10-WAS 48 (13:16) K.Cousins pass incomplete short right to A.Roberts.

Penalty on WAS-A.McCoy, Offensive Holding, offsetting, enforced at WAS 48 - No Play.

Penalty on ATL-D.Trufant, Defensive Holding, offsetting.

1-10-WAS 48 (13:09) (Shotgun) A.Morris right guard to 50 for 2 yards (A.Clayborn).

2-8-50 (12:26) (Shotgun) K.Cousins pass short left intended for R.Grant INTERCEPTED by R.Alford at ATL 41. R.Alford for 59 yards, TOUCHDOWN.

WAS 19 ATL 25, 0 plays, 59 yards, 0:00 drive , 2:45 elapsed

END OF QUARTER

	Score	Time Poss	First Downs				Efficiencies	
			R	P	X	T	3 Down	4 Down
Washington Redskins	19	2:45	0	2	0	2	1/1	0/0
Atlanta Falcons	25	0:00	0	0	0	0	0/0	0/0

Miscellaneous Statistics Report

Washington Redskins vs Atlanta Falcons
10/11/2015 at Georgia Dome

Ten Longest Plays for Washington Redskins

Yards	Qtr	Play Start	Play Description
26	4	1-10-WAS 30	(8:54) K.Cousins pass short left to J.Crowder to ATL 44 for 26 yards (P.WorriLOW).
21	1	1-10-ATL 40	(1:24) K.Cousins pass deep left to P.Garcon to ATL 19 for 21 yards (R.Therezie).
20	4	1-10-WAS 20	(:24) (Shotgun) K.Cousins pass short right to D.Carrier ran ob at WAS 40 for 20 yards (P.WorriLOW).
19	4	1-10-WAS 40	(:17) (Shotgun) K.Cousins pass deep middle to P.Garcon to ATL 41 for 19 yards (W.Moore).
17	1	2-10-WAS 25	(9:58) K.Cousins pass short right to M.Jones to WAS 42 for 17 yards (P.WorriLOW).
17	5	1-10-WAS 31	(13:26) K.Cousins pass deep right to J.Crowder to WAS 48 for 17 yards (P.Adams). FUMBLES (P.Adams), ball out of bounds at WAS 48.
14	1	2-12-WAS 31	(3:21) (Shotgun) K.Cousins pass short middle to C.Thompson to WAS 45 for 14 yards (J.Bartu).
14	2	3-10-WAS 23	(6:51) (Shotgun) K.Cousins pass short right to J.Crowder to WAS 37 for 14 yards (A.Clayborn).
12	3	3-6-ATL 44	(9:06) (Shotgun) K.Cousins pass short middle to J.Crowder ran ob at ATL 32 for 12 yards (D.Trufant) [B.Reed].
11	1	3-13-WAS 17	(13:26) (Shotgun) K.Cousins pass short middle to P.Garcon to WAS 28 for 11 yards (R.Allen).

Ten Longest Plays for Atlanta Falcons

Yards	Qtr	Play Start	Play Description
25	1	1-10-ATL 35	(11:28) M.Ryan pass short middle to J.Tamme to WAS 40 for 25 yards (W.Blackmon).
21	3	1-15-WAS 36	(3:40) (Shotgun) D.Freeman right end to WAS 30 for 6 yards (B.Breeland).
20	3	1-10-ATL 20	(15:00) M.Ryan pass short left to J.Jones to ATL 40 for 20 yards (W.Blackmon). FUMBLES (W.Blackmon), and recovers at
18	3	1-10-ATL 9	(:46) D.Freeman left end to ATL 27 for 18 yards (K.Robinson).
17	2	3-4-ATL 46	(10:03) (Shotgun) M.Ryan pass short right to J.Tamme to WAS 37 for 17 yards (B.Breeland).
16	3	1-10-ATL 40	(14:22) D.Freeman right end to WAS 44 for 16 yards (W.Blackmon).
16	4	2-7-WAS 30	(11:00) (Shotgun) M.Ryan pass short left to R.White to WAS 14 for 16 yards (W.Blackmon).
16	4	1-10-WAS 37	(1:34) (No Huddle, Shotgun) M.Ryan pass short middle to J.Jones to WAS 21 for 16 yards (D.Goldson).
15	4	2-3-ATL 27	(2:20) (No Huddle, Shotgun) M.Ryan pass short right to J.Tamme to ATL 42 for 15 yards (B.Breeland).
13	2	3-8-ATL 22	(11:31) (Shotgun) M.Ryan pass short right to L.Hankerson to ATL 35 for 13 yards (B.Breeland).

Touchdown Scoring Information

		Offense	Defense	Special Teams
VISITOR	Washington Redskins	2	0	0
HOME	Atlanta Falcons	2	1	0

Player Scoring Information

Club	Player	TD	Rush TD	Rec TD	KO TD	Punt TD	Int TD	Fum TD	Misc TD	FG	XP	2Pt Rush	2Pt Rec	Sfty	Points
WAS	D.Hopkins	0	0	0	0	0	0	0	0	2	1	0	0	0	7
WAS	M.Jones	0	1	0	0	0	0	0	0	0	0	0	0	0	6
WAS	D.Carrier	0	0	1	0	0	0	0	0	0	0	0	0	0	6
ATL	M.Bryant	0	0	0	0	0	0	0	0	2	1	0	0	0	7
ATL	D.Freeman	0	1	0	0	0	0	0	0	0	0	0	0	0	6
ATL	R.Alford	0	0	0	0	0	1	0	0	0	0	0	0	0	6
ATL	J.Jones	0	0	0	0	0	0	1	0	0	0	0	0	0	6

Possession Detail

	First Half		Second Half		Game	
	Visitor	Home	Visitor	Home	Visitor	Home
Largest Lead	7	0	4	6	7	6
Drives Leading	2	0	3	0	5	0
Time of Possession Leading	2:31	0:00	8:46	0:00	11:17	0:00
Largest Deficit	0	-7	-6	-4	-6	-7
Drives Trailing	0	3	2	5	2	8
Time of Possession Trailing	0:00	9:41	1:39	19:35	1:39	29:16
Times Score Tied Up		0		1		1
Lead Changes		1		4		5

Playtime Percentage

Percent of playtime per player on offense, defense and special teams

Washington Redskins

Atlanta Falcons

		Offense	Defense	Special Teams				Offense	Defense	Special Teams			
T Williams	T	61	100%	4	17%	C Chester	G	80	100%	5	21%		
M Moses	T	61	100%	4	17%	R Schraeder	T	80	100%	5	21%		
S Long	G	61	100%	4	17%	J Matthews	T	80	100%	5	21%		
K Cousins	QB	61	100%			A Levitre	G	80	100%	2	8%		
K Lichtensteiger	C	61	100%			M Ryan	QB	80	100%				
B Scherff	G	60	98%	4	17%	J Jones	WR	73	91%				
D Carrier	TE	58	95%	4	17%	R White	WR	71	89%				
R Grant	WR	49	80%	6	25%	D Freeman	RB	68	85%				
J Crowder	WR	49	80%	1	4%	J Tamme	TE	63	79%				
P Garcon	WR	47	77%			M Person	C	43	54%	3	12%		
C Thompson	RB	26	43%	3	12%	L Hankerson	WR	39	49%				
M Jones	RB	20	33%	5	21%	J Stone	G	37	46%	7	29%		
A Morris	RB	14	23%			L Toilolo	TE	31	39%	12	50%		
R Ross	WR	11	18%	6	25%	N Williams	WR	22	28%	7	29%		
A McCoy	TE	11	18%	1	4%	P DiMarco	FB	13	16%	9	38%		
A Roberts	WR	9	15%			T Coleman	RB	9	11%				
T Compton	T	7	11%	4	17%	T Ward	RB	6	8%	4	17%		
D Young	FB	4	7%	15	62%	T Moeaki	TE	5	6%	2	8%		
J LeRibeus	C	1	2%	4	17%	P WorriLOW	LB		61	100%	4	17%	
D Goldson	FS		80	100%	7	29%	W Moore	SS		61	100%		
B Breeland	CB		80	100%	6	25%	D Trufant	CB		60	98%	14	58%
K Robinson	LB		80	100%	5	21%	R Alford	CB		60	98%	11	46%
W Blackmon	CB		80	100%	4	17%	J Babineaux	NT		43	70%		
T Robinson	FS		76	95%	7	29%	P Adams	CB		42	69%	4	17%
R Kerrigan	LB		69	86%	4	17%	V Beasley	DE		42	69%		
P Riley	LB		60	75%	3	12%	A Clayborn	DE		41	67%	4	17%
T Murphy	LB		58	72%	9	38%	O Schofield	LB		40	66%		
K Jarrett	FS		54	68%	6	25%	R Allen	S		34	56%	5	21%
J Hatcher	DE		48	60%	5	21%	N Stupar	LB		28	46%	19	79%
C Baker	DE		44	55%			R Therezie	S		27	44%	14	58%
T Knighton	NT		39	49%	4	17%	K Biermann	DE		21	34%	20	83%
P Smith	LB		30	38%	15	62%	B Reed	LB		21	34%		
S Paea	DE		27	34%	5	21%	J Bartu	LB		19	31%	8	33%
W Compton	LB		20	25%	17	71%	P Soliai	NT		19	31%	5	21%
R Jean Francois	DE		20	25%	5	21%	T Jackson	DE		19	31%	4	17%
K Golston	NT		8	10%	10	42%	R Hageman	DT		14	23%	4	17%
J Johnson	SS		4	5%	15	62%	K Ishmael	SS		12	20%	19	79%
J Jeffcoat	LB		3	4%	10	42%	G Jarrett	DT		7	11%	4	17%
D Everett	CB				15	62%	A Bradford	LB				15	62%
M Foster	LB				14	58%	E Weems	WR				15	62%
Q Dunbar	CB				9	38%	M Boshier	P				12	50%
N Sundberg	LS				8	33%	J Collins	CB				11	46%
T Way	P				8	33%	J Harris	LS				6	25%
D Hopkins	K				8	33%	M Bryant	K				5	21%

National Football League Game Summary

NFL Copyright © 2015 by The National Football League. All rights reserved. This summary and play-by-play is for the express purpose of assisting media in their coverage of the game; any other use of this material is prohibited without the written permission of the National Football League. Updated: 10/22/2015

Date: Sunday, 10/18/2015

Washington Redskins at New York Jets
at MetLife, East Rutherford, NJ

Start Time: 1:02 PM EST

Game Day Weather

Played Outdoor on Turf: FieldTurf

Temp: 49° F (9.4° C) Humidity: 30%, Wind: WNW 16 mph
Wind Chill: 43

Officials

Referee: Morelli, Peter (135) Umpire: Stritesky, Bruce (102) Head Linesman: Camp, Ed (134)
Line Judge: Thomas, Sarah (53) Side Judge: Edwards, Scott (3) Field Judge: Patterson, Rick (15)
Back Judge: Shaw, Dale (104) Replay Official: Moore, Tommy ()

Lineups

Washington Redskins			New York Jets				
Offense		Defense	Offense		Defense		
WR 14	R.Grant	S 30	K.Jarrett	WR 15	B.Marshall	LE 96	M.Wilkerson
LT 79	T.Nsekhe	NT 98	T.Knighton	LT 60	D.Ferguson	LT 91	S.Richardson
LG 61	S.Long	DE 97	J.Hatcher	LG 77	J.Carpenter	RT 94	D.Harrison
C 67	J.LeRibeus	OLB 93	T.Murphy	C 74	N.Mangold	RE 92	L.Williams
RG 75	B.Scherff	ILB 52	K.Robinson	RG 66	W.Colon	ILB 56	D.Davis
RT 76	M.Moses	ILB 56	P.Riley	RT 68	B.Giacomini	ILB 52	D.Harris
TE 89	D.Carrier	OLB 91	R.Kerrigan	TE 85	J.Cumberland	OLB 97	C.Pace
WR 88	P.Garcon	CB 26	B.Breeland	WR 87	E.Decker	CB 31	A.Cromartie
QB 8	K.Cousins	CB 41	W.Blackmon	QB 14	R.Fitzpatrick	CB 24	D.Revis
TE 85	A.McCoy	SS 34	T.Robinson	WR 81	Q.Enunwa	SS 25	C.Pryor
RB 46	A.Morris	FS 38	D.Goldson	RB 33	C.Ivory	FS 21	M.Gilchrist

Substitutions

K 3 D.Hopkins, P 5 T.Way, WR 12 A.Roberts, WR 19 R.Ross, S 20 J.Johnson, CB 22 D.Everett, RB 25 C.Thompson, FB 36 D.Young, CB 47 Q.Dunbar, LB 51 W.Compton, LB 53 J.Jeffcoat, LB 54 M.Foster, LS 57 N.Sundberg, DE 64 K.Golston, T 68 T.Compton, DE 73 F.Kearse, WR 80 J.Crowder, DL 92 C.Baker, LB 94 P.Smith, DE 99 R.Jean Francois

Substitutions

K 2 N.Folk, P 4 R.Quigley, WR 11 J.Kerley, WR 19 D.Smith, CB 23 D.McDougle, CB 26 Dar.Walls, RB 29 B.Powell, RB 30 Z.Stacy, S 34 D.Bailey, FB 40 T.Bohanon, CB 41 B.Skrine, LS 46 T.Purdum, TE 47 K.Davis, ILB 54 J.Lattimore, OLB 55 L.Mauldin, OLB 57 T.Reilly, ILB 58 E.Henderson, LG 67 B.Winters, RG 70 D.Dozier, DE 78 L.Douzable, LG 79 B.Qvale, OLB 98 Q.Coples, NT 99 T.Barnes

Did Not Play

QB 10 R.Griffin, QB 16 C.McCoy, G 74 A.Kouandjio, DE 90 S.Paea

Did Not Play

QB 7 G.Smith

Not Active

WR 11 D.Jackson, CB 23 D.Hall, CB 29 C.Culliver, RB 31 M.Jones, T 71 Trent.Williams, C 78 K.Lichtensteiger, TE 86 J.Reed

Not Active

QB 9 B.Petty, WR 17 C.Owusu, CB 20 M.Williams, SS 37 J.Jarrett, RG 64 J.Harrison, LT 71 B.Ijalana, DE 72 S.Bowen

Field Goals (made () & missed)

Player	Yards	Attempts	Yards	Attempts	Yards	Attempts	Yards	Attempts	OT	Total
D.Hopkins	(54)	(30)	N.Folk	(35)	(39)	49SH				
VISITOR:	Washington Redskins									
HOME:	New York Jets									

Scoring Plays

Team	Qtr	Time	Play Description (Extra Point) (Drive Info)	Visitor	Home
Redskins	1	9:29	P.Garcon 2 yd. pass from K.Cousins (D.Hopkins kick) (7-37, 3:45)	7	0
Jets	1	3:28	C.Ivory 1 yd. run (N.Folk kick) (11-83, 6:01)	7	7
Jets	2	11:35	N.Folk 35 yd. Field Goal (8-74, 3:55)	7	10
Redskins	2	2:17	D.Hopkins 54 yd. Field Goal (7-19, 2:45)	10	10
Redskins	2	0:02	D.Hopkins 30 yd. Field Goal (6-40, 0:34)	13	10
Jets	3	11:00	N.Folk 39 yd. Field Goal (7-47, 4:00)	13	13
Jets	3	10:02	R.Fitzpatrick 18 yd. run (N.Folk kick) (1-18, 0:08)	13	20
Jets	3	5:53	B.Marshall 35 yd. pass from R.Fitzpatrick (N.Folk kick) (6-76, 2:56)	13	27
Jets	4	14:18	E.Decker 2 yd. pass from R.Fitzpatrick (N.Folk kick) (9-73, 3:59)	13	34

National Football League Game Summary

NFL Copyright © 2015 by The National Football League. All rights reserved. This summary and play-by-play is for the express purpose of assisting media in their coverage of the game; any other use of this material is prohibited without the written permission of the National Football League. Updated: 10/22/2015

Redskins 4 3:59 R.Ross blocked punt recovery in end zone (D.Hopkins kick)
Paid Attendance: 78,160

20 34
Time: 3:03

Washington Redskins vs New York Jets
10/18/2015 at MetLife

Final Team Statistics

	Visitor Redskins	Home Jets
TOTAL FIRST DOWNS	14	22
By Rushing	1	10
By Passing	12	11
By Penalty	1	1
THIRD DOWN EFFICIENCY	5-15-33%	7-14-50%
FOURTH DOWN EFFICIENCY	1-2-50%	0-0-0%
TOTAL NET YARDS	225	474
Total Offensive Plays (inc. times thrown passing)	62	67
Average gain per offensive play	3.6	7.1
NET YARDS RUSHING	34	221
Total Rushing Plays	17	41
Average gain per rushing play	2.0	5.4
Tackles for a loss-number and yards	5-6	6-11
NET YARDS PASSING	191	253
Times thrown - yards lost attempting to pass	1-5	0-0
Gross yards passing	196	253
PASS ATTEMPTS-COMPLETIONS-HAD INTERCEPTED	44-25-2	26-19-1
Avg gain per pass play (inc.# thrown passing)	4.2	9.7
KICKOFFS Number-In End Zone-Touchbacks	5-2-1	7-6-2
PUNTS Number and Average	6-48.0	2-24.5
Had Blocked	0	1
FGs - PATs Had Blocked	0-0	0-0
Net Punting Average	42.3	24.5
TOTAL RETURN YARDAGE (Not Including Kickoffs)	28	40
No. and Yards Punt Returns	0-0	3-34
No. and Yards Kickoff Returns	5-96	3-47
No. and Yards Interception Returns	1-28	2-6
PENALTIES Number and Yards	3-15	1-5
FUMBLES Number and Lost	0-0	2-2
TOUCHDOWNS	2	4
Rushing	0	2
Passing	1	2
Other (Blocked Kicks, etc.)	1	0
EXTRA POINTS Made-Attempts	2-2	4-4
Kicking Made-Attempts	2-2	4-4
FIELD GOALS Made-Attempts	2-2	2-3
RED ZONE EFFICIENCY	1-3-33%	3-4-75%
GOAL TO GO EFFICIENCY	1-2-50%	2-2-100%
SAFETIES	0	0
FINAL SCORE	20	34
TIME OF POSSESSION	27:21	32:39

Ball Possession And Drive Chart

Washington Redskins

#	Time Recd	Time Lost	Time Poss	How Ball Obtained	Drive Began	# Play	Yds Gain	Yds Pen	Net Yds	1st Down	Last Scrm	How Given Up
1	15:00	13:21	1:39	Kickoff	WAS 13	3	9	0	9	0	WAS 22	Punt
2	13:14	9:29	3:45	Fumble	NYJ 37	7	37	0	37	4	* NYJ 2	Touchdown
3	3:28	0:30	2:58	Kickoff	WAS 16	6	30	0	30	1	WAS 46	Punt
4	11:35	10:07	1:28	Kickoff	WAS 20	3	1	0	1	0	WAS 21	Punt
5	8:40	5:09	3:31	Punt	WAS 11	6	8	0	8	1	WAS 19	Punt
6	5:02	2:17	2:45	Fumble	WAS 45	7	19	0	19	1	NYJ 36	Field Goal
7	0:36	0:02	0:34	Interception	WAS 48	6	40	0	40	2	* NYJ 12	Field Goal
8	11:00	10:10	0:50	Kickoff	WAS 21	2	2	0	2	0	WAS 23	Interception
9	10:02	8:49	1:13	Kickoff	WAS 23	3	5	0	5	0	WAS 28	Punt
10	5:53	3:17	2:36	Kickoff	WAS 20	6	10	0	10	1	WAS 30	Interception
11	14:18	13:43	0:35	Kickoff	WAS 24	3	0	0	0	0	WAS 24	Punt
12	10:54	5:27	5:27	Missed FG	WAS 39	12	64	-5	59	4	* NYJ 2	Downs

(343) Average WAS 29

New York Jets

#	Time Recd	Time Lost	Time Poss	How Ball Obtained	Drive Began	# Play	Yds Gain	Yds Pen	Net Yds	1st Down	Last Scrm	How Given Up
1	13:21	13:14	0:07	Punt	NYJ 25	1	11	0	11	0	NYJ 25	Fumble
2	9:29	3:28	6:01	Kickoff	NYJ 17	11	83	0	83	5	* WAS 1	Touchdown
3	0:30	11:35	3:55	Punt	NYJ 9	8	74	0	74	2	* WAS 17	Field Goal
4	10:07	8:40	1:27	Punt	NYJ 37	3	3	0	3	0	NYJ 40	Punt
5	5:09	5:02	0:07	Punt	NYJ 42	1	13	0	13	0	NYJ 42	Fumble
6	2:17	0:36	1:41	Kickoff	NYJ 20	6	36	0	36	2	WAS 44	Interception
7	0:02	0:00	0:02	Kickoff		0	0	0	0	0		End of Half
8	15:00	11:00	4:00	Kickoff	NYJ 32	7	47	0	47	2	WAS 21	Field Goal
9	10:10	10:02	0:08	Interception	WAS 18	1	18	0	18	1	* WAS 18	Touchdown
10	8:49	5:53	2:56	Punt	NYJ 24	6	76	0	76	3	WAS 35	Touchdown
11	3:17	14:18	3:59	Interception	NYJ 27	9	73	0	73	4	* WAS 2	Touchdown
12	13:43	10:54	2:49	Punt	NYJ 49	6	20	0	20	1	WAS 31	Missed FG
13	5:27	3:59	1:28	Downs	NYJ 2	3	4	0	4	0	NYJ 6	Blocked Punt
14	3:59	0:00	3:59	Kickoff	NYJ 34	8	16	5	21	2	WAS 44	End of Game

(400) Average NYJ 31

* inside opponent's 20

Time of Possession by Quarter

		1st	2nd	3rd	4th	OT	Total
Visitor	Washington Redskins	8:22	8:18	4:39	6:02		27:21
Home	New York Jets	6:38	6:42	10:21	8:58		32:39

Kickoff Drive No.-Start Average

Redskins: 7 - WAS 20

Jets: 3 - NYJ 23

Washington Redskins vs New York Jets
10/18/2015 at MetLife

Final Defensive Statistics

Washington Redskins	Regular Defensive Plays											Special Teams					Misc			
	TKL	AST	COMB	SK	/ YDS	TFL	Q	IN	PD	FF	FR	TKL	AST	FF	FR	BL	TKL	AST	FF	FR
D.Goldson	7	6	13	0	0	0	0	0	1	0	0	0	0	0	0	0	0	0	0	0
K.Robinson	3	7	10	0	0	0	0	0	0	0	0	0	0	0	0	0	0	0	0	0
T.Robinson	6	2	8	0	0	0	0	0	0	0	0	0	0	0	0	0	0	0	0	0
P.Riley	3	5	8	0	0	0	0	0	0	0	0	0	0	0	0	0	0	0	0	0
K.Jarrett	6	1	7	0	0	0	0	0	0	1	0	0	0	0	0	0	0	0	0	0
C.Baker	2	3	5	0	0	2	3	0	0	0	0	0	0	0	0	0	0	0	0	0
B.Breeland	3	1	4	0	0	0	0	1	2	1	2	0	0	0	0	0	0	0	0	0
K.Golston	0	4	4	0	0	0	0	0	0	0	0	0	0	0	0	0	0	0	0	0
T.Knighton	1	2	3	0	0	0	0	0	0	0	0	0	0	0	0	0	0	0	0	0
R.Jean Francois	1	1	2	0	0	0	0	0	0	0	0	0	0	0	0	0	0	0	0	0
J.Johnson	0	2	2	0	0	0	0	0	0	0	0	2	0	0	0	1	0	0	0	0
F.Kearse	0	2	2	0	0	0	0	0	0	0	0	0	0	0	0	0	0	0	0	0
W.Blackmon	1	0	1	0	0	0	0	0	0	0	0	0	0	0	0	0	0	0	0	0
J.Hatcher	1	0	1	0	0	0	0	0	0	0	0	0	0	0	0	0	0	0	0	0
R.Kerrigan	0	1	1	0	0	0	1	0	0	0	0	0	0	0	0	0	0	0	0	0
P.Smith	0	1	1	0	0	0	0	0	0	0	0	1	0	0	0	0	0	0	0	0
T.Murphy	0	1	1	0	0	0	0	0	0	0	0	0	0	0	0	0	0	0	0	0
W.Compton	0	1	1	0	0	0	0	0	0	0	0	0	0	0	0	0	0	0	0	0
Q.Dunbar	0	0	0	0	0	0	0	0	1	0	0	0	0	0	0	0	0	0	0	0
J.Jeffcoat	0	0	0	0	0	0	0	0	0	0	0	1	0	0	0	0	0	0	0	0
D.Everett	0	0	0	0	0	0	0	0	0	0	0	1	0	0	0	0	0	0	0	0
D.Young	0	0	0	0	0	0	0	0	0	0	0	0	1	0	0	0	0	0	0	0
M.Foster	0	0	0	0	0	0	0	0	0	0	0	0	1	0	0	0	0	0	0	0
R.Grant	0	0	0	0	0	0	0	0	0	0	0	0	0	0	0	0	1	0	0	0
J.Crowder	0	0	0	0	0	0	0	0	0	0	0	0	0	0	0	0	1	0	0	0
Total	34	40	74	0	0	2	4	1	4	2	2	5	2	0	0	1	2	0	0	0

TKL = Tackle AST = Assist COMB = Combined QH=QB Hit IN = Interception PD = Pass Defense FF = Forced Fumble FR = Fumble Recovery

Washington Redskins vs New York Jets
10/18/2015 at MetLife

Final Defensive Statistics

New York Jets	Regular Defensive Plays											Special Teams					Misc			
	TKL	AST	COMB	SK	/ YDS	TFL	QH	IN	PD	FF	FR	TKL	AST	FF	FR	BL	TKL	AST	FF	FR
D.Harris	5	6	11	0	0	1	0	0	0	0	0	0	0	0	0	0	0	0	0	0
D.Davis	5	2	7	0	0	0	0	0	0	0	0	0	0	0	0	0	0	0	0	0
C.Pryor	5	2	7	0	0	0	0	0	0	0	0	0	0	0	0	0	0	0	0	0
D.Harrison	2	3	5	0	0	1	0	0	0	0	0	0	0	0	0	0	0	0	0	0
M.Gilchrist	2	1	3	0	0	0	0	1	2	0	0	0	0	0	0	0	0	0	0	0
D.Revis	2	1	3	0	0	0	0	1	1	0	0	0	0	0	0	0	0	0	0	0
M.Wilkerson	1	2	3	0.5	2.5	0	2	0	1	0	0	0	0	0	0	0	0	0	0	0
A.Cromartie	1	2	3	0	0	0	0	0	1	0	0	0	0	0	0	0	0	0	0	0
S.Richardson	0	3	3	0.5	2.5	0	1	0	0	0	0	0	0	0	0	0	0	0	0	0
D.McDougle	1	1	2	0	0	0	0	0	1	0	0	1	0	0	0	0	0	0	0	0
B.Skrine	1	1	2	0	0	0	0	0	0	0	0	0	0	0	0	0	0	0	0	0
L.Williams	0	2	2	0	0	0	3	0	0	0	0	0	0	0	0	0	0	0	0	0
L.Douzable	1	0	1	0	0	0	1	0	0	0	0	0	0	0	0	0	0	0	0	0
Q.Coples	1	0	1	0	0	0	0	0	0	0	0	0	0	0	0	0	0	0	0	0
C.Pace	1	0	1	0	0	0	0	0	0	0	0	0	0	0	0	0	0	0	0	0
T.Barnes	0	1	1	0	0	0	0	0	0	0	0	0	0	0	0	0	0	0	0	0
T.Reilly	0	1	1	0	0	0	0	0	0	0	0	0	0	0	0	0	0	0	0	0
J.Lattimore	0	0	0	0	0	0	0	0	0	0	0	2	1	0	0	0	0	0	0	0
Dar.Walls	0	0	0	0	0	0	0	0	0	0	0	1	0	0	0	0	0	0	0	0
E.Henderson	0	0	0	0	0	0	0	0	0	0	0	0	1	0	0	0	0	0	0	0
Q.Enunwa	0	0	0	0	0	0	0	0	0	0	0	0	0	0	0	0	1	0	0	0
N.Mangold	0	0	0	0	0	0	0	0	0	0	0	0	0	0	0	0	1	0	0	0
R.Fitzpatrick	0	0	0	0	0	0	0	0	0	0	0	0	0	0	0	0	1	0	0	0
Total	28	28	56	1	5	2	7	2	6	0	0	4	2	0	0	0	3	0	0	0

First Quarter

10/18/2015

Play By Play

NYJ wins the coin toss and elects to defer. WAS elects to Receive, and NYJ elects to defend the east goal.

N.Folk kicks 65 yards from NYJ 35 to WAS 0. R.Ross to WAS 13 for 13 yards (J.Lattimore).

Washington Redskins at 15:00, (1st play from scrimmage 14:56)

- 1-10-WAS 13 (14:56) K.Cousins pass incomplete short right to R.Grant.
 2-10-WAS 13 (14:52) A.Morris left tackle to WAS 16 for 3 yards (M.Wilkerson).
 3-7-WAS 16 (14:09) (Shotgun) K.Cousins pass short middle to P.Garcon to WAS 22 for 6 yards (D.Revis).
 4-1-WAS 22 (13:29) T.Way punts 53 yards to NYJ 25, Center-N.Sundberg, fair catch by J.Kerley.

New York Jets at 13:21

- 1-10-NYJ 25 (13:21) (Shotgun) R.Fitzpatrick pass short middle to E.Decker to NYJ 36 for 11 yards (K.Jarrett). FUMBLES (K.Jarrett), RECOVERED by WAS-B.Breeland at NYJ 36. B.Breeland to NYJ 37 for -1 yards (Q.Enunwa).

Washington Redskins at 13:14

- 1-10-NYJ 37 (13:14) (Shotgun) K.Cousins pass short right to J.Crowder to NYJ 25 for 12 yards (D.Revis). P1
1-10-NYJ 25 (12:41) A.Morris up the middle to NYJ 19 for 6 yards (D.Davis; D.Harris).
 2-4-NYJ 19 (12:04) A.Morris up the middle to NYJ 20 for -1 yards (D.Harris; L.Williams).
 3-5-NYJ 20 (11:18) (Shotgun) K.Cousins pass short left to R.Grant to NYJ 14 for 6 yards (A.Cromartie; B.Skrine). P2
1-10-NYJ 14 (10:32) (Shotgun) K.Cousins pass short right to A.Morris pushed ob at NYJ 3 for 11 yards (M.Gilchrist). P3
1-3-NYJ 3 (10:10) A.Morris up the middle to NYJ 2 for 1 yard (M.Gilchrist).
 2-2-NYJ 2 (9:32) (Shotgun) K.Cousins pass short right to P.Garcon for 2 yards, TOUCHDOWN [L.Williams]. P4
 D.Hopkins extra point is GOOD, Center-N.Sundberg, Holder-T.Way.

WAS 7 NYJ 0, 7 plays, 37 yards, 3:45 drive, 5:31 elapsed

D.Hopkins kicks 70 yards from WAS 35 to NYJ -5. Z.Stacy to NYJ 17 for 22 yards (J.Johnson).

New York Jets at 9:29, (1st play from scrimmage 9:25)

- 1-10-NYJ 17 (9:25) C.Ivory right end to NYJ 22 for 5 yards (D.Goldson).
 2-5-NYJ 22 (8:46) C.Ivory right end to NYJ 26 for 4 yards (K.Robinson).
 3-1-NYJ 26 (8:12) C.Ivory right tackle to NYJ 27 for 1 yard (B.Breeland; P.Riley). R1
1-10-NYJ 27 (7:36) R.Fitzpatrick pass short left to C.Ivory pushed ob at 50 for 23 yards (P.Riley). P2
1-10-50 (7:03) (Shotgun) C.Ivory left tackle to NYJ 49 for -1 yards (K.Robinson; P.Riley).
 2-11-NYJ 49 (6:26) (Shotgun) R.Fitzpatrick pass short left to B.Marshall to WAS 40 for 11 yards (P.Riley; K.Jarrett). P3
1-10-WAS 40 (5:46) (Shotgun) B.Powell left tackle to WAS 38 for 2 yards (K.Jarrett).
 2-8-WAS 38 (5:05) B.Powell right tackle to WAS 36 for 2 yards (T.Robinson; F.Kearse).
 3-6-WAS 36 (4:28) (Shotgun) R.Fitzpatrick pass short left to E.Decker to WAS 1 for 35 yards (T.Robinson). P4
 Penalty on WAS-K.Jarrett, Defensive Holding, declined.
1-1-WAS 1 (4:09) C.Ivory up the middle to WAS 1 for no gain (T.Knighton; D.Goldson).
 2-1-WAS 1 (3:32) C.Ivory up the middle for 1 yard, TOUCHDOWN. R5
 N.Folk extra point is GOOD, Center-T.Purdum, Holder-R.Quigley.

WAS 7 NYJ 7, 11 plays, 83 yards, 6:01 drive, 11:32 elapsed

N.Folk kicks 61 yards from NYJ 35 to WAS 4. R.Ross to WAS 16 for 12 yards (Dar.Walls).

Washington Redskins at 3:28, (1st play from scrimmage 3:24)

- 1-10-WAS 16 (3:24) A.Morris right tackle to WAS 14 for -2 yards (D.Harrison; L.Williams).
 2-12-WAS 14 (2:44) K.Cousins pass short right to P.Garcon to WAS 18 for 4 yards (C.Pryor; D.Davis).
 3-8-WAS 18 (2:01) (Shotgun) K.Cousins pass short middle to D.Carrier to WAS 38 for 20 yards (A.Cromartie; D.Harris). P5
1-10-WAS 38 (1:18) K.Cousins pass short right to D.Young pushed ob at WAS 46 for 8 yards (Q.Coples).
 2-2-WAS 46 (:46) K.Cousins pass incomplete short left to P.Garcon.
 3-2-WAS 46 (:43) (Shotgun) K.Cousins pass incomplete deep right to C.Thompson. WAS-C.Thompson was injured during the play.
 4-2-WAS 46 (:38) T.Way punts 45 yards to NYJ 9, Center-N.Sundberg, fair catch by J.Kerley.

New York Jets at 0:30

- 1-10-NYJ 9 (:30) C.Ivory up the middle to NYJ 10 for 1 yard (K.Robinson; K.Golston).

END OF QUARTER

	Score	Time Poss	First Downs				Efficiencies	
			R	P	X	T	3 Down	4 Down
Washington Redskins	7	8:22	0	5	0	5	2/4	0/0
New York Jets	7	6:38	2	3	0	5	2/2	0/0

Second Quarter

10/18/2015

Play By Play

New York Jets continued.

- 2-9-NYJ 10 (15:00) (Shotgun) R.Fitzpatrick pass incomplete short middle to E.Decker [R.Kerrigan].
- 3-9-NYJ 10 (14:57) (Shotgun) R.Fitzpatrick scrambles up the middle to NYJ 25 for 15 yards (T.Robinson). R6
- 1-10-NYJ 25 (14:13) C.Ivory up the middle pushed ob at WAS 21 for 54 yards (B.Breeland). R7
- 1-10-WAS 21 (13:38) B.Powell left end to WAS 26 for -5 yards (R.Jean Francois; T.Robinson).
- 2-15-WAS 26 (13:02) (Shotgun) B.Powell right tackle to WAS 27 for -1 yards (C.Baker).
- 3-16-WAS 27 (12:23) (Shotgun) R.Fitzpatrick pass short left to Q.Enunwa to WAS 17 for 10 yards (K.Jarrett).
- 4-6-WAS 17 (11:39) N.Folk 35 yard field goal is GOOD, Center-T.Purdum, Holder-R.Quigley.

WAS 7 NYJ 10, 8 plays, 74 yards, 3:55 drive, 3:25 elapsed

N.Folk kicks 65 yards from NYJ 35 to end zone, Touchback.

Washington Redskins at 11:35

- 1-10-WAS 20 (11:35) K.Cousins pass incomplete deep right to P.Garcon (M.Wilkerson).
- 2-10-WAS 20 (11:30) K.Cousins sacked at WAS 15 for -5 yards (sack split by S.Richardson and M.Wilkerson).
- 3-15-WAS 15 (10:48) (Shotgun) K.Cousins pass short left to C.Thompson to WAS 21 for 6 yards (C.Pryor; S.Richardson).
- 4-9-WAS 21 (10:17) T.Way punts 49 yards to NYJ 30, Center-N.Sundberg. J.Kerley pushed ob at NYJ 37 for 7 yards (J.Jeffcoat).

New York Jets at 10:07

- 1-10-NYJ 37 (10:07) (Shotgun) R.Fitzpatrick pass incomplete short right to E.Decker (B.Breeland).
- 2-10-NYJ 37 (10:01) C.Ivory right tackle to NYJ 39 for 2 yards (D.Goldson; F.Kearse).
- 3-8-NYJ 39 (9:22) (Shotgun) R.Fitzpatrick pass short right to B.Powell to NYJ 40 for 1 yard (K.Robinson; T.Murphy) [C.Baker].
- 4-7-NYJ 40 (8:48) R.Quigley punts 49 yards to WAS 11, Center-T.Purdum, fair catch by J.Crowder.
- Penalty on WAS-M.Foster, Running Into the Kicker, declined.

Washington Redskins at 8:40

- 1-10-WAS 11 (8:40) A.Morris up the middle to WAS 14 for 3 yards (D.Harrison; M.Wilkerson).
- 2-7-WAS 14 (8:05) A.Morris right end to WAS 19 for 5 yards (C.Pryor).
- 3-2-WAS 19 (7:22) (Shotgun) K.Cousins pass short left to P.Garcon to WAS 23 for 4 yards (D.Harris). P6
- 1-10-WAS 23 (6:41) (Shotgun) K.Cousins pass incomplete short right to J.Crowder.
- 2-10-WAS 23 (6:37) (Shotgun) C.Thompson right end to WAS 24 for 1 yard (D.Davis).
- 3-9-WAS 24 (5:58) (Shotgun) K.Cousins pass short right to C.Thompson to WAS 19 for -5 yards (D.Harris).
- 4-14-WAS 19 (5:20) T.Way punts 39 yards to NYJ 42, Center-N.Sundberg, downed by WAS-M.Foster.

New York Jets at 5:09

- 1-10-NYJ 42 (5:09) R.Fitzpatrick pass short right to B.Marshall to WAS 45 for 13 yards (B.Breeland). FUMBLES (B.Breeland), RECOVERED by WAS-B.Breeland at WAS 45. B.Breeland to WAS 45 for no gain (N.Mangold).
The Replay Official reviewed the fumble ruling, and the play was Upheld. The ruling on the field was confirmed.

Washington Redskins at 5:02

- 1-10-WAS 45 (5:02) A.Morris right guard to WAS 44 for -1 yards (D.Harrison).
- 2-11-WAS 44 (4:21) (Shotgun) K.Cousins pass short right to D.Carrier to WAS 49 for 5 yards (C.Pryor).
- 3-6-WAS 49 (3:47) (Shotgun) K.Cousins pass short left to J.Crowder pushed ob at NYJ 41 for 10 yards (B.Skrine). P7
- 1-10-NYJ 41 (3:14) A.Morris right tackle to NYJ 36 for 5 yards (C.Pace).
- 2-5-NYJ 36 (2:34) J.Crowder pass incomplete deep right to C.Thompson.
- 3-5-NYJ 36 (2:26) (Shotgun) K.Cousins pass incomplete short middle to J.Crowder.
- 4-5-NYJ 36 (2:22) D.Hopkins 54 yard field goal is GOOD, Center-N.Sundberg, Holder-T.Way.

WAS 10 NYJ 10, 7 plays, 19 yards, 2:45 drive, 12:43 elapsed

D.Hopkins kicks 65 yards from WAS 35 to end zone, Touchback.

New York Jets at 2:17

- 1-10-NYJ 20 (2:17) (Shotgun) C.Ivory left guard to NYJ 24 for 4 yards (D.Goldson; C.Baker).

Two-Minute Warning

- 2-6-NYJ 24 (2:00) (Shotgun) R.Fitzpatrick pass short left to B.Marshall to NYJ 37 for 13 yards (T.Robinson) [C.Baker]. P8
- 1-10-NYJ 37 (1:39) (No Huddle, Shotgun) R.Fitzpatrick pass short left to Z.Stacy to NYJ 49 for 12 yards (P.Riley). P9
- 1-10-NYJ 49 (1:17) (No Huddle, Shotgun) R.Fitzpatrick pass short right to Q.Enunwa to WAS 44 for 7 yards (K.Jarrett).
The Replay Official reviewed the pass completion ruling, and the play was Upheld. The ruling on the field stands.
- 2-3-WAS 44 (:49) (Shotgun) R.Fitzpatrick pass incomplete short middle to Q.Enunwa (D.Goldson).
- 3-3-WAS 44 (:47) (Shotgun) R.Fitzpatrick pass deep right intended for B.Marshall INTERCEPTED by B.Breeland at WAS 20. B.Breeland pushed ob at WAS 48 for 28 yards (R.Fitzpatrick).

Washington Redskins vs New York Jets at MetLife

Washington Redskins at 0:36

1-10-WAS 48 (:36) (Shotgun) K.Cousins pass short middle to C.Thompson to NYJ 48 for 4 yards (D.Davis).

Timeout #1 by WAS at 00:29.

2-6-NYJ 48 (:29) (Shotgun) K.Cousins pass short middle to P.Garcon to NYJ 36 for 12 yards (C.Pryor). P8

Timeout #2 by WAS at 00:22.

1-10-NYJ 36 (:22) (Shotgun) K.Cousins pass deep left to R.Grant pushed ob at NYJ 20 for 16 yards (C.Pryor). NYJ-B.Skrine was injured during the play. P9

Timeout #1 by NYJ at 00:16.

1-10-NYJ 20 (:16) (Shotgun) K.Cousins pass incomplete deep left to P.Garcon [L.Williams].

2-10-NYJ 20 (:10) C.Thompson left tackle to NYJ 12 for 8 yards (D.Harris).

Timeout #3 by WAS at 00:05.

3-2-NYJ 12 (:05) D.Hopkins 30 yard field goal is GOOD, Center-N.Sundberg, Holder-T.Way.

WAS 13 NYJ 10, 6 plays, 40 yards, 0:34 drive, 14:58 elapsed

D.Hopkins kicks 32 yards from WAS 35 to NYJ 33. T.Reilly MUFFS catch, and recovers at NYJ 33. T.Reilly to NYJ 33 for no gain (D.Everett).

END OF QUARTER

	Score	Time Poss	First Downs				Efficiencies	
			R	P	X	T	3 Down	4 Down
Washington Redskins	13	8:18	0	4	0	4	2/5	0/0
New York Jets	10	6:42	2	2	0	4	1/4	0/0

Third Quarter

10/18/2015

Play By Play

NYJ elects to Receive, and WAS elects to defend the West goal.

D.Hopkins kicks 58 yards from WAS 35 to NYJ 7. Z.Stacy to NYJ 32 for 25 yards (D.Young; M.Foster).

New York Jets at 15:00, (1st play from scrimmage 14:53)

- 1-10-NYJ 32 (14:53) (Shotgun) C.Ivory left end to NYJ 36 for 4 yards (K.Robinson).
 2-6-NYJ 36 (14:18) (Shotgun) R.Fitzpatrick pass short left to C.Ivory to WAS 40 for 24 yards (K.Jarrett).
 1-10-WAS 40 (13:38) (Shotgun) C.Ivory right end to WAS 29 for 11 yards (T.Robinson).
 1-10-WAS 29 (13:00) C.Ivory up the middle to WAS 28 for 1 yard (T.Knighton).
 2-9-WAS 28 (12:24) (Shotgun) R.Fitzpatrick pass short right to B.Marshall to WAS 20 for 8 yards (B.Breeland).
 3-1-WAS 20 (11:45) C.Ivory left tackle to WAS 21 for -1 yards (T.Knighton; R.Kerrigan).
 4-2-WAS 21 (11:04) N.Folk 39 yard field goal is GOOD, Center-T.Purdum, Holder-R.Quigley.

P10

R11

WAS 13 NYJ 13, 7 plays, 47 yards, 4:00 drive, 4:00 elapsed

N.Folk kicks 65 yards from NYJ 35 to WAS 0. R.Ross to WAS 21 for 21 yards (J.Lattimore; E.Henderson).

Washington Redskins at 11:00, (1st play from scrimmage 10:55)

- 1-10-WAS 21 (10:55) A.Morris left end to WAS 23 for 2 yards (D.Harrison).
 2-8-WAS 23 (10:18) (Shotgun) K.Cousins pass short left intended for R.Grant INTERCEPTED by D.Revis at WAS 24. D.Revis to WAS 18 for 6 yards (R.Grant).

New York Jets at 10:10

- 1-10-WAS 18 (10:10) (Shotgun) R.Fitzpatrick scrambles up the middle for 18 yards, TOUCHDOWN.
 N.Folk extra point is GOOD, Center-T.Purdum, Holder-R.Quigley.

R12

WAS 13 NYJ 20, 1 plays, 18 yards, 0:08 drive, 4:58 elapsed

N.Folk kicks 67 yards from NYJ 35 to WAS -2. R.Ross to WAS 23 for 25 yards (J.Lattimore).

Washington Redskins at 10:02, (1st play from scrimmage 9:57)

- 1-10-WAS 23 (9:57) K.Cousins pass incomplete deep right to R.Ross [L.Williams].
 2-10-WAS 23 (9:50) C.Thompson right end to WAS 28 for 5 yards (L.Douzable).
 3-5-WAS 28 (9:05) (Shotgun) K.Cousins pass incomplete short right to A.Roberts (A.Cromartie).
 4-5-WAS 28 (9:00) T.Way punts 53 yards to NYJ 19, Center-N.Sundberg. J.Kerley to NYJ 24 for 5 yards (J.Johnson).

New York Jets at 8:49

- 1-10-NYJ 24 (8:49) R.Fitzpatrick pass short left to C.Ivory to NYJ 27 for 3 yards (P.Riley; D.Goldson).
 2-7-NYJ 27 (8:03) (Shotgun) R.Fitzpatrick pass incomplete short left to K.Davis [C.Baker].
 Timeout #1 by NYJ at 07:58.
 3-7-NYJ 27 (7:58) (Shotgun) R.Fitzpatrick pass short left to B.Marshall to NYJ 41 for 14 yards (W.Blackmon).
 1-10-NYJ 41 (7:17) Z.Stacy right guard to WAS 41 for 18 yards (D.Goldson).
 1-10-WAS 41 (6:39) (Shotgun) Z.Stacy right tackle to WAS 35 for 6 yards (D.Goldson).
 2-4-WAS 35 (6:02) R.Fitzpatrick pass deep right to B.Marshall for 35 yards, TOUCHDOWN.
 N.Folk extra point is GOOD, Center-T.Purdum, Holder-R.Quigley.

P13

R14

P15

WAS 13 NYJ 27, 6 plays, 76 yards, 2:56 drive, 9:07 elapsed

N.Folk kicks 65 yards from NYJ 35 to end zone, Touchback.

Washington Redskins at 5:53

- 1-10-WAS 20 (5:53) K.Cousins pass short middle to D.Carrier to WAS 29 for 9 yards (D.Harris).
 2-1-WAS 29 (5:20) A.Morris right end to WAS 29 for no gain (D.Harris; D.Harrison).
 3-1-WAS 29 (4:49) (Shotgun) K.Cousins scrambles up the middle to WAS 30 for 1 yard (S.Richardson; D.Harris).
 1-10-WAS 30 (4:07) K.Cousins pass incomplete short middle to C.Thompson [M.Wilkerson].
 2-10-WAS 30 (4:03) (Shotgun) K.Cousins pass short right to J.Crowder to WAS 30 for no gain (D.McDougle; D.Revis).
 3-10-WAS 30 (3:26) (Shotgun) K.Cousins pass deep left intended for J.Crowder INTERCEPTED by M.Gilchrist at NYJ 27. M.Gilchrist to NYJ 27 for no gain (J.Crowder).

R10

New York Jets at 3:17

- 1-10-NYJ 27 (3:17) (Shotgun) C.Ivory right end pushed ob at WAS 41 for 32 yards (T.Robinson).
 1-10-WAS 41 (2:45) (Shotgun) R.Fitzpatrick pass short right to Z.Stacy to WAS 38 for 3 yards (D.Goldson).
 2-7-WAS 38 (2:07) (Shotgun) C.Ivory up the middle to WAS 34 for 4 yards (K.Robinson).
 3-3-WAS 34 (1:33) (Shotgun) R.Fitzpatrick pass short middle to E.Decker to WAS 23 for 11 yards (K.Jarrett).
 1-10-WAS 23 (:57) C.Ivory right tackle to WAS 23 for no gain (D.Goldson; K.Robinson).
 2-10-WAS 23 (:16) (Shotgun) R.Fitzpatrick pass incomplete short middle to E.Decker.

R16

P17

Washington Redskins vs New York Jets at MetLife

3-10-WAS 23 (:12) (Shotgun) R.Fitzpatrick pass deep middle to B.Marshall to WAS 6 for 17 yards (D.Goldson).

END OF QUARTER

	Score	Time Poss	First Downs				Efficiencies	
			R	P	X	T	3 Down	4 Down
Washington Redskins	13	4:39	1	0	0	1	1/3	0/0
New York Jets	27	10:21	4	5	0	9	3/4	0/0

Fourth Quarter

10/18/2015

Play By Play

New York Jets continued.

- 1-6-WAS 6 (15:00) C.Ivory left tackle to WAS 2 for 4 yards (J.Hatcher).
 2-2-WAS 2 (14:22) R.Fitzpatrick pass short middle to E.Decker for 2 yards, TOUCHDOWN.
 Penalty on WAS-T.Robinson, Defensive Offside, declined.
 N.Folk extra point is GOOD, Center-T.Purdum, Holder-R.Quigley.

P19

WAS 13 NYJ 34, 9 plays, 73 yards, 3:59 drive, 0:42 elapsed

N.Folk kicks 66 yards from NYJ 35 to WAS -1. R.Ross to WAS 24 for 25 yards (D.McDougle).

Washington Redskins at 14:18, (1st play from scrimmage 14:09)

- 1-10-WAS 24 (14:09) (Shotgun) K.Cousins pass incomplete deep right to C.Thompson.
 2-10-WAS 24 (14:05) (Shotgun) K.Cousins pass incomplete deep middle to J.Crowder.
 3-10-WAS 24 (14:00) (Shotgun) K.Cousins pass incomplete deep middle to R.Ross.
 4-10-WAS 24 (13:55) T.Way punts 49 yards to NYJ 27, Center-N.Sundberg. J.Kerley to NYJ 49 for 22 yards (P.Smith).

New York Jets at 13:43

- 1-10-NYJ 49 (13:43) C.Ivory right end to WAS 49 for 2 yards (K.Robinson; D.Goldson).
 2-8-WAS 49 (13:02) C.Ivory right tackle pushed ob at WAS 31 for 18 yards (T.Robinson).
1-10-WAS 31 (12:24) Z.Stacy up the middle to WAS 30 for 1 yard (J.Johnson; W.Compton).
 2-9-WAS 30 (11:46) (Shotgun) Z.Stacy left tackle to WAS 31 for -1 yards (K.Robinson; J.Johnson).
 3-10-WAS 31 (11:03) (Shotgun) R.Fitzpatrick pass incomplete short left to B.Marshall (Q.Dunbar).
 4-10-WAS 31 (10:59) N.Folk 49 yard field goal is No Good, Short, Center-T.Purdum, Holder-R.Quigley.

R20

Washington Redskins at 10:54

- 1-10-WAS 39 (10:54) (Shotgun) K.Cousins pass incomplete short right to A.Roberts (M.Gilchrist).
 2-10-WAS 39 (10:49) (Shotgun) K.Cousins pass short right to A.Roberts pushed ob at WAS 45 for 6 yards (A.Cromartie).
 3-4-WAS 45 (10:22) (Shotgun) PENALTY on WAS-J.LeRibeus, False Start, 5 yards, enforced at WAS 45 - No Play.
 3-9-WAS 40 (9:56) (Shotgun) K.Cousins pass incomplete short left to C.Thompson.
 PENALTY on NYJ-S.Richardson, Illegal Use of Hands, 5 yards, enforced at WAS 40 - No Play.
1-10-WAS 45 (9:51) (Shotgun) K.Cousins pass short right to R.Ross to NYJ 39 for 16 yards (C.Pryor) [L.Douzable].
1-10-NYJ 39 (9:21) (No Huddle, Shotgun) K.Cousins pass short right to C.Thompson to NYJ 36 for 3 yards (D.Harris).
 2-7-NYJ 36 (8:52) (No Huddle, Shotgun) K.Cousins pass short middle to C.Thompson to NYJ 31 for 5 yards (D.Davis).
 3-2-NYJ 31 (8:14) (Shotgun) K.Cousins pass incomplete short left to A.Roberts.
 4-2-NYJ 31 (8:09) (Shotgun) PENALTY on WAS-K.Cousins, Delay of Game, 5 yards, enforced at NYJ 31 - No Play.
 4-7-NYJ 36 (8:08) (Shotgun) K.Cousins pass deep left to J.Crowder pushed ob at NYJ 18 for 18 yards (D.McDougle).
1-10-NYJ 18 (7:44) (No Huddle, Shotgun) K.Cousins pass short left to C.Thompson pushed ob at NYJ 5 for 13 yards (D.Davis).
1-5-NYJ 5 (7:18) (No Huddle, Shotgun) C.Thompson left tackle to NYJ 6 for -1 yards (T.Barnes; T.Reilly).
 2-6-NYJ 6 (6:40) (Shotgun) K.Cousins pass short left to D.Carrier to NYJ 1 for 5 yards (D.Davis).
 3-1-NYJ 1 (6:13) (No Huddle) C.Thompson up the middle to NYJ 2 for -1 yards (M.Gilchrist; D.Harris).
 4-2-NYJ 2 (5:32) (Shotgun) K.Cousins pass incomplete short right to J.Crowder (D.McDougle).

X11

P12

P13

P14

New York Jets at 5:27

- 1-10-NYJ 2 (5:27) Z.Stacy left tackle to NYJ 3 for 1 yard (P.Riley; C.Baker).
 2-9-NYJ 3 (4:52) Z.Stacy up the middle to NYJ 4 for 1 yard (R.Jean Francois).
 3-8-NYJ 4 (4:10) (Shotgun) Z.Stacy left tackle to NYJ 6 for 2 yards (D.Goldson).
 Timeout #1 by WAS at 04:04.
 4-6-NYJ 6 (4:04) R.Quigley punt is BLOCKED by J.Johnson, Center-T.Purdum, RECOVERED by WAS-R.Ross at NYJ 0. TOUCHDOWN.

Washington Redskins at 3:59

D.Hopkins extra point is GOOD, Center-N.Sundberg, Holder-T.Way.

WAS 20 NYJ 34, 0 plays, 0 yards, 0:00 drive, 11:01 elapsed

D.Hopkins kicks onside 31 yards from WAS 35 to NYJ 34. K.Davis (didn't try to advance) to NYJ 34 for no gain.

New York Jets at 3:59, (1st play from scrimmage 3:56)

- 1-10-NYJ 34 (3:56) Z.Stacy right tackle to NYJ 34 for no gain (C.Baker; K.Golston).
 Timeout #2 by WAS at 03:50.
 2-10-NYJ 34 (3:50) Z.Stacy up the middle to NYJ 32 for -2 yards (C.Baker).

Washington Redskins vs New York Jets at MetLife

Timeout #3 by WAS at 03:45.

3-12-NYJ 32 (3:45) Z.Stacy right end to NYJ 39 for 7 yards (P.Riley).

4-5-NYJ 39 (3:00) R.Quigley punts 38 yards to WAS 23, Center-T.Purdum, downed by NYJ-Q.Enunwa.
 PENALTY on WAS-J.Jeffcoat, Running Into the Kicker, 5 yards, enforced at NYJ 39 - No Play.

X21

1-10-NYJ 44 (2:51) Z.Stacy right tackle to NYJ 47 for 3 yards (K.Robinson; K.Golston).

2-7-NYJ 47 (2:07) Z.Stacy left tackle to WAS 48 for 5 yards (P.Smith; K.Golston).

Two-Minute Warning

3-2-WAS 48 (2:00) Z.Stacy up the middle to WAS 43 for 5 yards (D.Goldson).

R22

1-10-WAS 43 (1:13) R.Fitzpatrick kneels to WAS 44 for -1 yards.

2-11-WAS 44 (:37) R.Fitzpatrick kneels to WAS 45 for -1 yards.

END OF QUARTER

	Score	Time Poss	First Downs				Efficiencies	
			R	P	X	T	3 Down	4 Down
Washington Redskins	20	6:02	0	3	1	4	0/3	1/2
New York Jets	34	8:58	2	1	1	4	1/4	0/0

Miscellaneous Statistics Report

Washington Redskins vs New York Jets
10/18/2015 at MetLife

Ten Longest Plays for Washington Redskins

Yards	Qtr	Play Start	Play Description
20	1	3-8-WAS 18	(2:01) (Shotgun) K.Cousins pass short middle to D.Carrier to WAS 38 for 20 yards (A.Cromartie; D.Harris).
18	4	4-7-NYJ 36	(8:08) (Shotgun) K.Cousins pass deep left to J.Crowder pushed ob at NYJ 18 for 18 yards (D.McDougle).
16	2	1-10-NYJ 36	(:22) (Shotgun) K.Cousins pass deep left to R.Grant pushed ob at NYJ 20 for 16 yards (C.Pryor). NYJ-B.Skrine was injured during the play.
16	4	1-10-WAS 45	(9:51) (Shotgun) K.Cousins pass short right to R.Ross to NYJ 39 for 16 yards (C.Pryor) [L.Douzable].
13	4	1-10-NYJ 18	(7:44) (No Huddle, Shotgun) K.Cousins pass short left to C.Thompson pushed ob at NYJ 5 for 13 yards (D.Davis).
12	1	1-10-NYJ 37	(13:14) (Shotgun) K.Cousins pass short right to J.Crowder to NYJ 25 for 12 yards (D.Revis).
12	2	2-6-NYJ 48	(:29) (Shotgun) K.Cousins pass short middle to P.Garcon to NYJ 36 for 12 yards (C.Pryor).
11	1	1-10-NYJ 14	(10:32) (Shotgun) K.Cousins pass short right to A.Morris pushed ob at NYJ 3 for 11 yards (M.Gilchrist).
10	2	3-6-WAS 49	(3:47) (Shotgun) K.Cousins pass short left to J.Crowder pushed ob at NYJ 41 for 10 yards (B.Skrine).
9	3	1-10-WAS 20	(5:53) K.Cousins pass short middle to D.Carrier to WAS 29 for 9 yards (D.Harris).

Ten Longest Plays for New York Jets

Yards	Qtr	Play Start	Play Description
54	2	1-10-NYJ 25	(14:13) C.Ivory up the middle pushed ob at WAS 21 for 54 yards (B.Breeland).
35	1	3-6-WAS 36	(4:28) (Shotgun) R.Fitzpatrick pass short left to E.Decker to WAS 1 for 35 yards (T.Robinson).
35	3	2-4-WAS 35	(6:02) R.Fitzpatrick pass deep right to B.Marshall for 35 yards, TOUCHDOWN.
32	3	1-10-NYJ 27	(3:17) (Shotgun) C.Ivory right end pushed ob at WAS 41 for 32 yards (T.Robinson).
24	3	2-6-NYJ 36	(14:18) (Shotgun) R.Fitzpatrick pass short left to C.Ivory to WAS 40 for 24 yards (K.Jarrett).
23	1	1-10-NYJ 27	(7:36) R.Fitzpatrick pass short left to C.Ivory pushed ob at 50 for 23 yards (P.Riley).
18	3	1-10-WAS 18	(10:10) (Shotgun) R.Fitzpatrick scrambles up the middle for 18 yards, TOUCHDOWN.
18	3	1-10-NYJ 41	(7:17) Z.Stacy right guard to WAS 41 for 18 yards (D.Goldson).
18	4	2-8-WAS 49	(13:02) C.Ivory right tackle pushed ob at WAS 31 for 18 yards (T.Robinson).
17	3	3-10-WAS 23	(:12) (Shotgun) R.Fitzpatrick pass deep middle to B.Marshall to WAS 6 for 17 yards (D.Goldson).

Touchdown Scoring Information

		Offense	Defense	Special Teams
VISITOR	Washington Redskins	1	0	1
HOME	New York Jets	4	0	0

Player Scoring Information

Club	Player	TD	Rush TD	Rec TD	KO TD	Punt TD	Int TD	Fum TD	Misc TD	FG	XP	2Pt Rush	2Pt Rec	Sfty	Points
WAS	D.Hopkins	0	0	0	0	0	0	0	0	2	2	0	0	0	8
WAS	P.Garcon	0	0	1	0	0	0	0	0	0	0	0	0	0	6
WAS	R.Ross	0	0	0	0	0	0	0	1	0	0	0	0	0	6
NYJ	N.Folk	0	0	0	0	0	0	0	0	2	4	0	0	0	10
NYJ	R.Fitzpatrick	0	1	0	0	0	0	0	0	0	0	0	0	0	6
NYJ	C.Ivory	0	1	0	0	0	0	0	0	0	0	0	0	0	6
NYJ	E.Decker	0	0	1	0	0	0	0	0	0	0	0	0	0	6
NYJ	B.Marshall	0	0	1	0	0	0	0	0	0	0	0	0	0	6

Possession Detail

	First Half		Second Half		Game	
	Visitor	Home	Visitor	Home	Visitor	Home
Largest Lead	7	3	0	21	7	21
Drives Leading	0	2	0	6	0	8
Time of Possession Leading	0:00	1:34	0:00	15:19	0:00	16:53
Largest Deficit	-3	-7	-21	0	-21	-7
Drives Trailing	3	2	4	1	7	3
Time of Possession Trailing	7:44	6:03	9:51	4:00	17:35	10:03
Times Score Tied Up		2		1		3
Lead Changes		3		1		4

Playtime Percentage

Percent of playtime per player on offense, defense and special teams

Washington Redskins

New York Jets

		Offense	Defense	Special Teams				Offense	Defense	Special Teams	
T Nsekhe	T	63	100%	11	34%	D Ferguson	T	67	100%	7	22%
J LeRibeus	C	63	100%	4	12%	J Carpenter	G	67	100%	7	22%
M Moses	T	63	100%	4	12%	R Fitzpatrick	QB	67	100%		
S Long	G	63	100%	4	12%	N Mangold	C	67	100%		
B Scherff	G	63	100%	4	12%	B Giacomini	T	65	97%	7	22%
K Cousins	QB	63	100%			B Marshall	WR	57	85%	1	3%
D Carrier	TE	58	92%	6	19%	E Decker	WR	56	84%	1	3%
P Garcon	WR	52	83%			Q Enunwa	WR	49	73%	18	56%
J Crowder	WR	51	81%	3	9%	W Colon	G	42	63%	5	16%
C Thompson	RB	37	59%	7	22%	K Davis	TE	40	60%	5	16%
A Roberts	WR	32	51%			C Ivory	RB	34	51%		
R Grant	WR	30	48%	9	28%	B Winters	G	25	37%	7	22%
A Morris	RB	26	41%			Z Stacy	RB	25	37%	6	19%
A McCoy	TE	14	22%	1	3%	J Cumberland	TE	21	31%	12	38%
R Ross	WR	10	16%	9	28%	T Bohanon	FB	18	27%	16	50%
D Young	FB	4	6%	21	66%	D Smith	WR	16	24%	8	25%
T Compton	T	1	2%	4	12%	J Kerley	WR	8	12%	7	22%
D Goldson	FS		67 100%	8	25%	B Powell	RB	8	12%		
R Kerrigan	LB		67 100%	6	19%	B Qvale	T	5	7%	7	22%
K Robinson	LB		66 99%	7	22%	M Gilchrist	FS		63 100%	7	22%
W Blackmon	CB		64 96%	5	16%	D Davis	LB		63 100%	7	22%
P Riley	LB		63 94%	7	22%	D Harris	LB		63 100%	7	22%
B Breeland	CB		59 88%	8	25%	D Revis	CB		63 100%	6	19%
T Robinson	FS		49 73%	10	31%	A Cromartie	CB		63 100%	6	19%
K Jarrett	FS		46 69%	13	41%	M Wilkerson	DE		59 94%	5	16%
C Baker	DE		46 69%			L Williams	DE		57 90%	6	19%
T Murphy	LB		44 66%	11	34%	C Pryor	SS		55 87%	10	31%
J Hatcher	DE		38 57%	7	22%	S Richardson	DT		49 78%		
T Knighton	NT		29 43%	4	12%	L Douzable	DE		33 52%	11	34%
J Johnson	SS		18 27%	22	69%	D McDougale	CB		25 40%	15	47%
R Jean Francois	DE		18 27%	7	22%	C Pace	LB		25 40%	6	19%
P Smith	LB		17 25%	21	66%	D Harrison	NT		25 40%	3	9%
K Golston	NT		14 21%	12	38%	B Skrine	CB		23 37%	5	16%
Q Dunbar	CB		13 19%	13	41%	Q Coples	LB		9 14%	6	19%
F Kearsse	DE		12 18%			T Reilly	LB		7 11%	19	59%
J Jeffcoat	LB		5 7%	15	47%	L Mauldin	LB		6 10%	14	44%
W Compton	LB		2 3%	21	66%	T Barnes	NT		5 8%	3	9%
D Everett	CB			20	62%	D Walls	CB			17	53%
M Foster	LB			19	59%	J Lattimore	LB			17	53%
N Sundberg	LS			10	31%	D Bailey	SS			16	50%
T Way	P			10	31%	E Henderson	LB			14	44%
D Hopkins	K			9	28%	N Folk	K			14	44%
						T Purdum	LS			10	31%
						R Quigley	P			10	31%

National Football League Game Summary

NFL Copyright © 2015 by The National Football League. All rights reserved. This summary and play-by-play is for the express purpose of assisting media in their coverage of the game; any other use of this material is prohibited without the written permission of the National Football League. Updated: 10/31/2015

Date: Sunday, 10/25/2015

Tampa Bay Buccaneers at Washington Redskins

Start Time: 1:04 PM Eastern

at FedExField, Landover, MD

Game Day Weather

Game Weather: Sunny
Played Outdoor on Turf: Grass

Temp: 64° F (17.8° C) Humidity: 87%, Wind: W 5 mph
Outdoor Weather: Sunny,

Officials

Referee: Triplette, Jeff (42)
Line Judge: Bergman, Jeff (32)
Back Judge: Freeman, Steve (133)

Umpire: Smith, Shawn (14)
Side Judge: Kemp, Alex (55)
Replay Official: Weidner, Paul ()

Head Linesman: Veteri, Tony (36)
Field Judge: Proileau, Dyrol (109)

Lineups

Tampa Bay Buccaneers

Offense		Defense	
WR 83	V.Jackson	DE 92	W.Gholston
LT 76	D.Smith	DT 93	G.McCoy
LG 70	L.Mankins	DT 98	C.McDonald
C 68	J.Hawley	DE 56	J.Smith
RG 74	A.Marpet	SLB 21	A.Verner
RT 78	G.Cherilus	MLB 58	K.Alexander
TE 88	L.Stocker	WLB 54	L.David
WR 13	M.Evans	CB 24	M.Jenkins
QB 3	J.Winston	CB 27	J.Banks
RB 22	D.Martin	SS 23	C.Conte
FB 82	B.Myers	FS 30	B.McDougald

Washington Redskins

Offense		Defense	
WR 14	R.Grant	LDE 92	C.Baker
LT 71	Trent.Williams	NT 98	T.Knighton
LG 61	S.Long	RDE 97	J.Hatcher
C 67	J.LeRibeus	SLB 93	T.Murphy
RG 75	B.Scherff	MIKE 52	K.Robinson
RT 76	M.Moses	MO 56	P.Riley
TE 89	D.Carrier	WLB 91	R.Kerrigan
WR 88	P.Garcon	CB 26	B.Breeland
QB 8	K.Cousins	CB 41	W.Blackmon
FB 80	J.Crowder	SS 34	T.Robinson
RB 46	A.Morris	FS 38	D.Goldson

Substitutions

P 5 J.Schum, K 10 C.Barth, WR 17 D.Dye, WR 18 L.Murphy, CB 26 S.Moore, S 31 M.Wright, RB 34 C.Sims, S 36 D.Swearinger, CB 38 J.Adjei-Barimah, RB 43 B.Rainey, LB 45 O.Lemon, FB 46 J.Lane, LS 48 A.DePaola, LB 50 B.Carter, LB 51 D.Lansanah, LB 52 J.George, T 64 K.Pamphile, TE 84 C.Brake, DT 90 H.Melton, DE 94 G.Johnson, DE 95 H.Jones, DT 97 A.Spence

Substitutions

K 3 D.Hopkins, P 5 T.Way, WR 12 A.Roberts, WR 19 R.Ross, S 20 J.Johnson, CB 22 D.Everett, S 30 K.Jarrett, RB 31 M.Jones, FB 36 D.Young, CB 47 Q.Dunbar, LB 51 W.Compton, LB 53 J.Jeffcoat, LB 54 M.Foster, LS 57 N.Sundberg, DE 64 K.Golston, T 68 T.Compton, G 74 A.Kouandjio, T 79 T.Nsekhe, TE 85 A.McCoy, TE 86 J.Reed, DE 90 S.Paea, LB 94 P.Smith, DE 99 R.Jean Francois

Did Not Play

QB 8 M.Glennon, C 62 E.Smith

Did Not Play

QB 16 C.McCoy

Not Active

QB 4 R.Griffin, CB 28 T.Jennings, S 37 K.Tandy, DT 77 T.McDaniel, T 79 R.Fragel, TE 87 A.Seferian-Jenkins, WR 89 R.Shepard

Not Active

QB 10 R.Griffin, WR 11 D.Jackson, CB 23 D.Hall, RB 25 C.Thompson, CB 29 C.Culliver, DE 73 F.Kearse, C 78 K.Lichtensteiger

Field Goals (made () & missed)

C.Barth (22) (45) (21)

D.Hopkins (35)

		1	2	3	4	OT	Total
VISITOR:	Tampa Bay Buccaneers	10	14	0	6	0	30
HOME:	Washington Redskins	0	7	14	10	0	31

Scoring Plays

Team	Qtr	Time	Play Description (Extra Point) (Drive Info)	Visitor	Home
Buccaneers	1	11:47	M.Evans 40 yd. pass from J.Winston (C.Barth kick) (3-64, 1:19)	7	0
Buccaneers	1	5:06	C.Barth 22 yd. Field Goal (8-71, 4:26)	10	0
Buccaneers	2	11:34	D.Dye 7 yd. pass from J.Winston (C.Barth kick) (14-72, 7:00)	17	0
Buccaneers	2	8:19	H.Jones 43 yd. fumble return (C.Barth kick)	24	0
Redskins	2	4:26	K.Cousins 8 yd. run (D.Hopkins kick) (7-74, 3:53)	24	7
Redskins	3	11:10	R.Grant 3 yd. pass from K.Cousins (D.Hopkins kick) (4-60, 1:44)	24	14
Redskins	3	6:56	J.Reed 3 yd. pass from K.Cousins (D.Hopkins kick) (7-51, 4:14)	24	21
Buccaneers	4	13:51	C.Barth 45 yd. Field Goal (12-53, 8:05)	27	21
Redskins	4	7:29	D.Hopkins 35 yd. Field Goal (11-63, 6:22)	27	24

National Football League Game Summary

NFL Copyright © 2015 by The National Football League. All rights reserved. This summary and play-by-play is for the express purpose of assisting media in their coverage of the game; any other use of this material is prohibited without the written permission of the National Football League. Updated: 10/31/2015

Buccaneers	4	2:24	C.Barth 21 yd. Field Goal (11-91, 5:05)	30	24
Redskins	4	0:24	J.Reed 6 yd. pass from K.Cousins (D.Hopkins kick) (11-80, 2:00)	30	31
Paid Attendance: 72,912				Time: 3:14	

Tampa Bay Buccaneers vs Washington Redskins
10/25/2015 at FedExField

Final Individual Statistics

Tampa Bay Buccaneers

RUSHING	ATT	YDS	AVG	LG	TD
D.Martin	19	136	7.2	49	0
C.Sims	10	49	4.9	13	0
J.Winston	1	5	5.0	5	0
Total	30	190	6.3	49	0

PASSING	ATT	CMP	YDS	SK/YD	TD	LG	IN	RT
J.Winston	29	21	297	1/8	2	40	0	128.1
Total	29	21	297	1/8	2	40	0	128.1

PASS RECEIVING	TAR	REC	YDS	AVG	LG	TD
M.Evans	12	8	164	20.5	40	1
D.Martin	3	3	35	11.7	14	0
L.Stocker	4	3	22	7.3	11	0
C.Sims	3	2	17	8.5	9	0
L.Murphy	1	1	29	29.0	29	0
V.Jackson	2	1	13	13.0	13	0
D.Dye	1	1	7	7.0	7	1
C.Brate	1	1	6	6.0	6	0
B.Rainey	1	1	4	4.0	4	0
B.Myers	1	0	0	0.0	0	0
Total	29	21	297	14.1	40	2

INTERCEPTIONS	NO	YDS	AVG	LG	TD
Total	0	0	0	0	0

PUNTING	NO	YDS	AVG	NET	TB	IN20	LG
J.Schum	2	89	44.5	42.5	0	0	49
Total	2	89	44.5	42.5	0	0	49

PUNT RETURNS	NO	YDS	AVG	FC	LG	TD
B.Rainey	3	18	6.0	0	12	0
[DOWNED]	1	0	0.0	0	0	0
Total	3	18	6.0	0	12	0

KICKOFF RETURNS	NO	YDS	AVG	FC	LG	TD
B.Rainey	1	15	15.0	0	15	0
[TOUCHBACK]	4	0	0.0	0	0	0
Total	1	15	15.0	0	15	0

Washington Redskins

RUSHING	ATT	YDS	AVG	LG	TD
M.Jones	9	29	3.2	11	0
K.Cousins	3	15	5.0	8	1
A.Morris	6	5	0.8	5	0
D.Young	1	1	1.0	1	0
Total	19	50	2.6	11	1

PASSING	ATT	CMP	YDS	SK/YD	TD	LG	IN	RT
K.Cousins	40	33	317	1/12	3	38	0	124.7
Total	40	33	317	1/12	3	38	0	124.7

PASS RECEIVING	TAR	REC	YDS	AVG	LG	TD
J.Reed	13	11	72	6.5	13	2
P.Garcon	6	5	55	11.0	21	0
J.Crowder	5	5	48	9.6	18	0
R.Grant	3	3	54	18.0	32	1
A.Roberts	6	3	49	16.3	38	0
M.Jones	4	3	22	7.3	12	0
D.Carrier	2	2	15	7.5	9	0
A.Morris	1	1	2	2.0	2	0
Total	40	33	317	9.6	38	3

INTERCEPTIONS	NO	YDS	AVG	LG	TD
Total	0	0	0	0	0

PUNTING	NO	YDS	AVG	NET	TB	IN20	LG
T.Way	4	189	47.3	42.8	0	1	52
Total	4	189	47.3	42.8	0	1	52

PUNT RETURNS	NO	YDS	AVG	FC	LG	TD
J.Crowder	1	4	4.0	0	4	0
[DOWNED]	1	0	0.0	0	0	0
Total	1	4	4.0	0	4	0

KICKOFF RETURNS	NO	YDS	AVG	FC	LG	TD
R.Ross	2	48	24.0	0	30	0
[TOUCHBACK]	5	0	0.0	0	0	0
Total	2	48	24.0	0	30	0

Tampa Bay Buccaneers

FUMBLES	FUM	LOST	OWN-REC	YDS	TD	FORCED	OPP-REC	YDS	TD	OUT-BDS
J.Winston	1	0	1	0	0	0	0	0	0	0
C.Sims	1	1	0	0	0	0	0	0	0	0
J.Smith	0	0	0	0	0	1	0	0	0	0
H.Jones	0	0	0	0	0	0	1	43	1	0
Total	2	1	1	0	0	1	1	43	1	0

Washington Redskins

FUMBLES	FUM	LOST	OWN-REC	YDS	TD	FORCED	OPP-REC	YDS	TD	OUT-BDS
K.Cousins	1	1	0	0	0	0	0	0	0	0
J.Jeffcoat	0	0	0	0	0	1	0	0	0	0
C.Baker	0	0	0	0	0	0	1	0	0	0
Total	1	1	0	0	0	1	1	0	0	0

Tampa Bay Buccaneers vs Washington Redskins
10/25/2015 at FedExField

Final Team Statistics

	Visitor Buccaneers	Home Redskins
TOTAL FIRST DOWNS	21	27
By Rushing	9	4
By Passing	12	16
By Penalty	0	7
THIRD DOWN EFFICIENCY	7-12-58%	5-11-45%
FOURTH DOWN EFFICIENCY	0-0-0%	0-0-0%
TOTAL NET YARDS	479	355
Total Offensive Plays (inc. times thrown passing)	60	60
Average gain per offensive play	8.0	5.9
NET YARDS RUSHING	190	50
Total Rushing Plays	30	19
Average gain per rushing play	6.3	2.6
Tackles for a loss-number and yards	3-6	5-6
NET YARDS PASSING	289	305
Times thrown - yards lost attempting to pass	1-8	1-12
Gross yards passing	297	317
PASS ATTEMPTS-COMPLETIONS-HAD INTERCEPTED	29-21-0	40-33-0
Avg gain per pass play (inc.# thrown passing)	9.6	7.4
KICKOFFS Number-In End Zone-Touchbacks	7-7-5	6-5-4
PUNTS Number and Average	2-44.5	4-47.3
Had Blocked	0	0
FGs - PATs Had Blocked	0-0	0-0
Net Punting Average	42.5	42.8
TOTAL RETURN YARDAGE (Not Including Kickoffs)	18	4
No. and Yards Punt Returns	3-18	1-4
No. and Yards Kickoff Returns	1-15	2-48
No. and Yards Interception Returns	0-0	0-0
PENALTIES Number and Yards	16-142	4-20
FUMBLES Number and Lost	2-1	1-1
TOUCHDOWNS	3	4
Rushing	0	1
Passing	2	3
Fumbles	1	0
EXTRA POINTS Made-Attempts	3-3	4-4
Kicking Made-Attempts	3-3	4-4
FIELD GOALS Made-Attempts	3-3	1-1
RED ZONE EFFICIENCY	1-3-33%	4-5-80%
GOAL TO GO EFFICIENCY	0-1-0%	4-4-100%
SAFETIES	0	0
FINAL SCORE	30	31
TIME OF POSSESSION	31:18	28:42

Tampa Bay Buccaneers vs Washington Redskins
10/25/2015 at FedExField

Ball Possession And Drive Chart

Tampa Bay Buccaneers

#	Time Recd	Time Lost	Time Poss	How Ball Obtained	Drive Began	# Play	Yds Gain	Yds Pen	Net Yds	1st Down	Last Scrm	How Given Up
1	13:06	11:47	1:19	Punt	TB 36	3	64	0	64	2	WAS 40	Touchdown
2	9:32	5:06	4:26	Punt	TB 25	8	76	-5	71	3	* WAS 4	Field Goal
3	3:34	11:34	7:00	Punt	TB 28	14	97	-25	72	6	* WAS 7	Touchdown
4	4:26	2:48	1:38	Kickoff	TB 20	3	2	0	2	0	TB 22	Punt
5	1:20	0:00	1:20	Punt	TB 12	4	25	-10	15	2	TB 27	End of Half
6	15:00	12:54	2:06	Kickoff	TB 20	5	20	-20	0	1	TB 20	Punt
7	6:56	13:51	8:05	Kickoff	TB 20	12	73	-20	53	3	WAS 27	Field Goal
8	7:29	2:24	5:05	Kickoff	TB 6	11	91	0	91	3	* WAS 3	Field Goal
9	0:24	0:05	0:19	Kickoff	TB 20	3	31	0	31	1	TB 42	Fumble

(187) Average TB 21

Washington Redskins

#	Time Recd	Time Lost	Time Poss	How Ball Obtained	Drive Began	# Play	Yds Gain	Yds Pen	Net Yds	1st Down	Last Scrm	How Given Up
1	15:00	13:06	1:54	Kickoff	WAS 20	3	7	0	7	0	WAS 27	Punt
2	11:47	9:32	2:15	Kickoff	WAS 20	4	10	5	15	1	WAS 35	Punt
3	5:06	3:34	1:32	Kickoff	WAS 14	3	4	0	4	0	WAS 18	Punt
4	11:34	8:19	3:15	Kickoff	WAS 20	6	23	0	23	2	TB 45	Fumble
5	8:19	4:26	3:53	Kickoff	WAS 26	7	59	15	74	5	* TB 8	Touchdown
6	2:48	1:20	1:28	Punt	WAS 33	4	20	-5	15	1	WAS 48	Punt
7	12:54	11:10	1:44	Punt	WAS 40	4	49	11	60	4	* TB 3	Touchdown
8	11:10	6:56	4:14	Onside Kick	WAS 49	7	55	-4	51	4	* TB 3	Touchdown
9	13:51	7:29	6:22	Kickoff	WAS 20	11	53	10	63	4	* TB 17	Field Goal
10	2:24	0:24	2:00	Kickoff	WAS 20	11	76	4	80	6	* TB 6	Touchdown
11	0:05	0:00	0:05	Fumble	WAS 49	1	-1	0	-1	0	WAS 49	End of Game

(311) Average WAS 28

* inside opponent's 20

Time of Possession by Quarter		1st	2nd	3rd	4th	OT	Total
Visitor	Tampa Bay Buccaneers	9:19	6:24	9:02	6:33		31:18
Home	Washington Redskins	5:41	8:36	5:58	8:27		28:42

Kickoff Drive No.-Start Average

Buccaneers: 5 - TB 17

Redskins: 7 - WAS 20

Play By Play**First Quarter**

10/25/2015

TB wins the coin toss and elects to defer. WAS elects to Receive, and TB elects to defend the east goal.

C.Barth kicks 65 yards from TB 35 to end zone, Touchback.

Washington Redskins at 15:00

- 1-10-WAS 20 (15:00) A.Morris left end to WAS 19 for -1 yards (C.McDonald; L.David).
 2-11-WAS 19 (14:25) (Shotgun) K.Cousins pass short left to M.Jones pushed ob at WAS 23 for 4 yards (J.Banks).
 3-7-WAS 23 (13:53) (Shotgun) K.Cousins pass short middle to J.Crowder to WAS 27 for 4 yards (K.Alexander).
 4-3-WAS 27 (13:17) T.Way punts 46 yards to TB 27, Center-N.Sundberg. B.Rainey to TB 36 for 9 yards (W.Compton; Q.Dunbar).

Tampa Bay Buccaneers at 13:06

- 1-10-TB 36 (13:06) D.Martin right end to TB 37 for 1 yard (R.Kerrigan).
 2-9-TB 37 (12:32) D.Martin right end to WAS 40 for 23 yards (T.Robinson; K.Robinson). R1
1-10-WAS 40 (11:55) (Shotgun) J.Winston pass deep left to M.Evans for 40 yards, TOUCHDOWN. P2
 C.Barth extra point is GOOD, Center-A.DePaola, Holder-J.Schum.

TB 7 WAS 0, 3 plays, 64 yards, 1:19 drive, 3:13 elapsed

C.Barth kicks 65 yards from TB 35 to end zone, Touchback.

Washington Redskins at 11:47

- 1-10-WAS 20 (11:47) A.Morris left end to WAS 21 for 1 yard (C.McDonald, B.McDougald).
 2-9-WAS 21 (11:08) (Shotgun) K.Cousins pass incomplete deep right to A.Roberts.
 PENALTY on TB-A.Verner, Defensive Holding, 5 yards, enforced at WAS 21 - No Play. X1
1-10-WAS 26 (11:01) K.Cousins pass short left to D.Carrier to WAS 35 for 9 yards (L.David).
 2-1-WAS 35 (10:24) T.Compton reported in as eligible. A.Morris left tackle to WAS 35 for no gain (W.Gholston).
 3-1-WAS 35 (9:48) (Shotgun) K.Cousins pass incomplete short right to M.Jones.
 4-1-WAS 35 (9:44) T.Way punts 52 yards to TB 13, Center-N.Sundberg. B.Rainey to TB 25 for 12 yards (D.Everett, M.Foster).

Tampa Bay Buccaneers at 9:32

- 1-10-TB 25 (9:32) D.Martin left tackle to TB 32 for 7 yards (T.Robinson, K.Robinson).
 2-3-TB 32 (9:01) D.Martin up the middle pushed ob at TB 39 for 7 yards (T.Robinson). R3
1-10-TB 39 (8:22) K.Pamphile reported in as eligible. PENALTY on TB-K.Pamphile, False Start, 5 yards, enforced at TB 39 - No Play.
 1-15-TB 34 (8:02) J.Winston pass short middle to L.Murphy to WAS 37 for 29 yards (B.Breeland). TB-L.Murphy was injured during the play. He is Out. TB P4
1-10-WAS 37 (7:31) K.Pamphile reported in as eligible. J.Winston pass short middle to M.Evans to WAS 12 for 25 yards (B.Breeland). P5
1-10-WAS 12 (6:50) D.Martin up the middle to WAS 14 for -2 yards (C.Baker, J.Hatcher).
 2-12-WAS 14 (6:04) (Shotgun) J.Winston pass short left to D.Martin to WAS 4 for 10 yards (D.Goldson; K.Robinson).
 3-2-WAS 4 (5:17) (Shotgun) J.Winston pass incomplete short middle to M.Evans [T.Robinson].
 4-2-WAS 4 (5:10) C.Barth 22 yard field goal is GOOD, Center-A.DePaola, Holder-J.Schum.

TB 10 WAS 0, 8 plays, 71 yards, 4:26 drive, 9:54 elapsed

C.Barth kicks 69 yards from TB 35 to WAS -4. R.Ross to WAS 14 for 18 yards (J.Adjei-Barimah).

Washington Redskins at 5:06, (1st play from scrimmage 5:02)

- 1-10-WAS 14 (5:02) K.Cousins pass short right to A.Morris to WAS 16 for 2 yards (L.David).
 2-8-WAS 16 (4:27) (Shotgun) A.Morris right guard to WAS 18 for 2 yards (G.Johnson).
 3-6-WAS 18 (3:53) (Shotgun) K.Cousins pass incomplete deep middle to A.Roberts (J.Banks).
 4-6-WAS 18 (3:45) T.Way punts 51 yards to TB 31, Center-N.Sundberg. B.Rainey to TB 28 for -3 yards (D.Everett).

Tampa Bay Buccaneers at 3:34

- 1-10-TB 28 (3:34) K.Pamphile reported in as eligible. D.Martin right end to TB 46 for 18 yards (T.Robinson). R6
1-10-TB 46 (3:02) D.Martin right tackle to WAS 49 for 5 yards (T.Knighton).
 2-5-WAS 49 (2:30) J.Winston pass short right to M.Evans to WAS 40 for 9 yards (B.Breeland, D.Goldson). P7
1-10-WAS 40 (2:02) (No Huddle) J.Winston pass incomplete deep middle to M.Evans (B.Breeland) [T.Murphy].
 PENALTY on TB-D.Smith, Offensive Holding, 10 yards, enforced at WAS 40 - No Play.
 1-20-50 (1:55) (Shotgun) J.Winston pass short right to D.Martin to WAS 39 for 11 yards (K.Robinson, B.Breeland).
 2-9-WAS 39 (1:10) J.Winston pass incomplete short right to B.Myers [P.Riley].
 3-9-WAS 39 (1:06) (Shotgun) J.Winston pass short middle to V.Jackson to WAS 26 for 13 yards (B.Breeland) [J.Hatcher]. P8
1-10-WAS 26 (:30) (No Huddle) C.Sims left end to WAS 19 for 7 yards (J.Hatcher).

Tampa Bay Buccaneers vs Washington Redskins at FedExField

END OF QUARTER

	Score	Time Poss	First Downs				Efficiencies	
			R	P	X	T	3 Down	4 Down
Tampa Bay Buccaneers	10	9:19	3	5	0	8	1/2	0/0
Washington Redskins	0	5:41	0	0	1	1	0/3	0/0

Second Quarter

10/25/2015

Play By Play

Tampa Bay Buccaneers continued.

- 2-3-WAS 19 (15:00) K.Pamphile reported in as eligible. C.Sims right guard to WAS 14 for 5 yards (K.Robinson; T.Robinson). R9
PENALTY on TB-G.Cherilus, Unnecessary Roughness, 15 yards, enforced between downs.
- 1-10-WAS 29 (14:30) J.Winston pass incomplete short left to C.Sims. WAS-K.Robinson was injured during the play.
- 2-10-WAS 29 (14:20) (Shotgun) J.Winston pass short right to C.Sims to WAS 21 for 8 yards (D.Goldson).
- 3-2-WAS 21 (13:37) (Shotgun) C.Sims right end to WAS 16 for 5 yards (P.Riley; B.Breeland). R10
- 1-10-WAS 16 (12:58) C.Sims right tackle to WAS 11 for 5 yards (P.Smith, C.Baker).
- 2-5-WAS 11 (12:23) (No Huddle) C.Sims right tackle to WAS 7 for 4 yards (T.Robinson; J.Johnson).
- 3-1-WAS 7 (11:41) (No Huddle, Shotgun) J.Winston pass short left to D.Dye for 7 yards, TOUCHDOWN. P11
C.Barth extra point is GOOD, Center-A.DePaola, Holder-J.Schum.

TB 17 WAS 0, 14 plays, 72 yards, 7:00 drive, 3:26 elapsed

C.Barth kicks 65 yards from TB 35 to end zone, Touchback.

Washington Redskins at 11:34

- 1-10-WAS 20 (11:34) M.Jones right end to WAS 25 for 5 yards (A.Verner).
- 2-5-WAS 25 (11:01) M.Jones right end to WAS 31 for 6 yards (L.David). R2
- 1-10-WAS 31 (10:25) K.Cousins pass deep left to P.Garcon to TB 48 for 21 yards (C.Conte). P3
- 1-10-TB 48 (9:42) K.Cousins pass short middle to J.Reed to TB 44 for 4 yards (L.David).
- 2-6-TB 44 (9:09) M.Jones left tackle to TB 45 for -1 yards (C.McDonald).
- 3-7-TB 45 (8:31) (Shotgun) K.Cousins sacked at WAS 46 for -9 yards (J.Smith). FUMBLES (J.Smith) [H.Melton], RECOVERED by TB-H.Jones at WAS 43. H.Jones for 43 yards, TOUCHDOWN.

Tampa Bay Buccaneers at 8:19

C.Barth extra point is GOOD, Center-A.DePaola, Holder-J.Schum.

TB 24 WAS 0, 0 plays, 43 yards, 0:00 drive, 6:41 elapsed

C.Barth kicks 69 yards from TB 35 to WAS -4. R.Ross pushed ob at WAS 26 for 30 yards (A.Verner).

Washington Redskins at 8:19, (1st play from scrimmage 8:12)

- 1-10-WAS 26 (8:12) T.Compton reported in as eligible. A.Morris right end to WAS 24 for -2 yards (K.Alexander). X4
PENALTY on TB-W.Gholston, Unnecessary Roughness, 15 yards, enforced at WAS 24.
- 1-10-WAS 39 (7:48) K.Cousins pass short right to D.Carrier to WAS 45 for 6 yards (G.McCoy).
- 2-4-WAS 45 (7:05) K.Cousins pass deep left to J.Crowder to TB 37 for 18 yards (J.Adjei-Barimah). P5
- 1-10-TB 37 (6:28) M.Jones right end to TB 34 for 3 yards (K.Alexander).
- 2-7-TB 34 (5:42) K.Cousins pass short right to P.Garcon to TB 27 for 7 yards (C.Conte). P6
- 1-10-TB 27 (5:13) K.Cousins pass short middle to R.Grant to TB 8 for 19 yards (C.Conte). P7
- 1-8-TB 8 (4:32) (Shotgun) K.Cousins left end for 8 yards, TOUCHDOWN. R8
D.Hopkins extra point is GOOD, Center-N.Sundberg, Holder-T.Way.

TB 24 WAS 7, 7 plays, 74 yards, 1 penalty, 3:53 drive, 10:34 elapsed

D.Hopkins kicks 65 yards from WAS 35 to end zone, Touchback.

Tampa Bay Buccaneers at 4:26

- 1-10-TB 20 (4:26) D.Martin left tackle to TB 18 for -2 yards (J.Hatcher, T.Robinson).
- 2-12-TB 18 (3:45) (Shotgun) J.Winston pass incomplete short left to M.Evans.
- 3-12-TB 18 (3:41) (Shotgun) J.Winston pass short right to B.Rainey to TB 22 for 4 yards (J.Jeffcoat, K.Jarrett).
- 4-8-TB 22 (3:02) J.Schum punts 49 yards to WAS 29, Center-A.DePaola. J.Crowder to WAS 33 for 4 yards (D.Lansanah).

Washington Redskins at 2:48

- 1-10-WAS 33 (2:48) K.Cousins pass short right to M.Jones to WAS 45 for 12 yards (C.Conte). P9
- 1-10-WAS 45 (2:15) M.Jones right end to WAS 48 for 3 yards (C.McDonald; G.McCoy).

Two-Minute Warning

- 2-7-WAS 48 (2:00) (Shotgun) K.Cousins pass short middle to J.Reed to TB 47 for 5 yards (G.Johnson).
Timeout #1 by WAS at 01:48.
- 3-2-TB 47 (1:48) (Shotgun) K.Cousins pass incomplete deep right to A.Roberts (C.Conte) [H.Melton].
- 4-2-TB 47 (1:42) (Shotgun) K.Cousins pass short left to J.Crowder to TB 44 for 3 yards (A.Verner).
PENALTY on WAS, Illegal Shift, 5 yards, enforced at TB 47 - No Play.
- 4-7-WAS 48 (1:32) T.Way punts 40 yards to TB 12, Center-N.Sundberg, downed by WAS-J.Johnson.

Tampa Bay Buccaneers vs Washington Redskins at FedExField

Tampa Bay Buccaneers at 1:20

1-10-TB 12 (1:20) C.Sims up the middle to TB 20 for 8 yards (P.Smith).

Timeout #2 by WAS at 01:15.

2-2-TB 20 (1:15) K.Pamphile reported in as eligible. C.Sims right guard to TB 24 for 4 yards (P.Riley, D.Goldson).

R12

1-10-TB 24 (:44) C.Sims right guard to TB 37 for 13 yards (B.Breeland; D.Goldson).

R13

Timeout #1 by TB at 00:35.

1-10-TB 37 (:35) (Shotgun) J.Winston pass incomplete short right to C.Sims [T.Murphy].

PENALTY on TB-A.Marpet, Offensive Holding, 10 yards, enforced at TB 37 - No Play.

1-20-TB 27 (:30) C.Sims left tackle to TB 27 for no gain (P.Smith; R.Jean Francois).

END OF QUARTER

	Score	Time Poss	First Downs				Efficiencies	
			R	P	X	T	3 Down	4 Down
Tampa Bay Buccaneers	24	6:24	4	1	0	5	2/3	0/0
Washington Redskins	7	8:36	2	5	1	8	0/2	0/0

Third Quarter

10/25/2015

Play By Play

TB elects to Receive, and WAS elects to defend the West goal.

D.Hopkins kicks 65 yards from WAS 35 to end zone, Touchback.

Tampa Bay Buccaneers at 15:00

- 1-10-TB 20 (15:00) K.Pamphile reported in as eligible. J.Winston pass short middle to V.Jackson to TB 34 for 14 yards (D.Goldson). Washington challenged the pass completion ruling, and the play was REVERSED.
K.Pamphile reported in as eligible. J.Winston pass incomplete short middle to V.Jackson (D.Goldson).
- 2-10-TB 20 (14:57) J.Winston pass short middle to D.Martin to TB 34 for 14 yards (D.Goldson, C.Baker). P14
- 1-10-TB 34 (14:20) K.Pamphile reported in as eligible. D.Martin left tackle to TB 35 for 1 yard (T.Murphy; R.Jean Francois).
- 2-9-TB 35 (13:43) J.Winston pass incomplete short right to M.Evans (W.Blackmon).
- 3-9-TB 35 (13:36) (Shotgun) PENALTY on TB-A.Marpet, False Start, 5 yards, enforced at TB 35 - No Play.
- 3-14-TB 30 (13:36) (Shotgun) J.Winston scrambles up the middle to TB 36 for 6 yards (J.Jeffcoat). FUMBLES (J.Jeffcoat), and recovers at TB 35. J.Winston to TB 35 for no gain (D.Goldson).
PENALTY on TB-A.Marpet, Unnecessary Roughness, 15 yards, enforced at TB 35.
- 4-24-TB 20 (13:04) J.Schum punts 40 yards to WAS 40, Center-A.DePaola, downed by TB-O.Lemon.

Washington Redskins at 12:54

- 1-10-WAS 40 (12:54) K.Cousins pass short right to J.Reed to WAS 48 for 8 yards (C.McDonald).
- 2-2-WAS 48 (12:17) (Shotgun) K.Cousins pass short left to J.Crowder to WAS 48 for no gain (K.Alexander).
Timeout #1 by TB at 11:38.
- 3-2-WAS 48 (11:38) (Shotgun) K.Cousins pass deep left to A.Roberts to TB 14 for 38 yards (J.Banks) [G.McCoy]. WAS-Trent.Williams was injured during the play. P10
PENALTY on TB-G.McCoy, Roughing the Passer, 7 yards, enforced at TB 14. 71-Williams was reported as having a hand injury but did return to the game X11
- 1-7-TB 7 (11:21) K.Cousins pass incomplete short middle to P.Garcon [W.Gholston].
PENALTY on TB-W.Gholston, Roughing the Passer, 4 yards, enforced at TB 7 - No Play. X12
Penalty on TB-S.Moore, Defensive Holding, declined.
- 1-3-TB 3 (11:15) K.Cousins pass short right to R.Grant for 3 yards, TOUCHDOWN. P13
D.Hopkins extra point is GOOD, Center-N.Sundberg, Holder-T.Way.

TB 24 WAS 14, 4 plays, 60 yards, 2 penalties, 1:44 drive, 3:50 elapsed

D.Hopkins kicks onside 14 yards from WAS 35 to WAS 49. RECOVERED by WAS-T.Robinson.

Washington Redskins at 11:10, (1st play from scrimmage 11:08)

- 1-10-WAS 49 (11:08) K.Cousins pass deep middle to R.Grant to TB 19 for 32 yards (B.McDougald). P14
- 1-10-TB 19 (10:21) (Shotgun) PENALTY on WAS, False Start, 5 yards, enforced at TB 19 - No Play.
- 1-15-TB 24 (10:05) (Shotgun) K.Cousins right end to TB 16 for 8 yards (B.McDougald).
- 2-7-TB 16 (9:25) (Shotgun) K.Cousins pass short middle to J.Crowder to TB 8 for 8 yards (J.Smith) [A.Spence]. P15
- 1-8-TB 8 (8:46) (Shotgun) M.Jones left end to TB 9 for -1 yards (C.Conte).
- 2-9-TB 9 (8:06) (Shotgun) PENALTY on WAS-K.Cousins, False Start, 5 yards, enforced at TB 9 - No Play.
- 2-14-TB 14 (7:50) (Shotgun) K.Cousins pass incomplete short middle to A.Roberts (K.Alexander).
PENALTY on TB-K.Alexander, Defensive Holding, 6 yards, enforced at TB 14 - No Play. X16
- 1-8-TB 8 (7:44) (Shotgun) K.Cousins pass short middle to J.Reed to TB 3 for 5 yards (J.Adjei-Barimah, B.McDougald).
- 2-3-TB 3 (7:05) K.Cousins pass incomplete short middle to P.Garcon (J.Adjei-Barimah).
- 3-3-TB 3 (7:01) (Shotgun) K.Cousins pass short middle to J.Reed for 3 yards, TOUCHDOWN. P17
D.Hopkins extra point is GOOD, Center-N.Sundberg, Holder-T.Way.

TB 24 WAS 21, 7 plays, 51 yards, 1 penalty, 4:14 drive, 8:04 elapsed

D.Hopkins kicks 65 yards from WAS 35 to end zone, Touchback.

Tampa Bay Buccaneers at 6:56

- 1-10-TB 20 (6:56) J.Winston pass incomplete short middle to L.Stocker [P.Smith].
- 2-10-TB 20 (6:51) D.Martin left end pushed ob at TB 25 for 5 yards (D.Goldson).
Timeout #2 by TB at 06:06.
- 3-5-TB 25 (6:06) (Shotgun) J.Winston pass deep left to M.Evans pushed ob at TB 49 for 24 yards (W.Blackmon). P15
- 1-10-TB 49 (5:32) C.Sims right end to WAS 8 for 43 yards (T.Robinson, W.Compton).
PENALTY on TB-L.Mankins, Offensive Holding, 10 yards, enforced at TB 49 - No Play.
Penalty on TB-M.Evans, Illegal Block Above the Waist, declined.
- 1-20-TB 39 (5:04) K.Pamphile reported in as eligible. J.Winston pass short middle to L.Stocker to TB 45 for 6 yards (W.Compton; K.Robinson).
- 2-14-TB 45 (4:22) (Shotgun) J.Winston pass short right to M.Evans to WAS 35 for 20 yards (B.Breeland; T.Robinson). P16
- 1-10-WAS 35 (3:40) D.Martin left end to WAS 30 for 5 yards (D.Goldson; P.Smith).

Tampa Bay Buccaneers vs Washington Redskins at FedExField

- 2-5-WAS 30 (2:56) D.Martin right guard to WAS 27 for 3 yards (K.Robinson; W.Compton).
- 3-2-WAS 27 (2:09) K.Pamphile reported in as eligible. D.Martin right tackle to WAS 23 for 4 yards (B.Breeland; C.Baker).
- 1-10-WAS 23 (1:26) D.Martin right guard to WAS 20 for 3 yards (C.Baker; D.Goldson).
- 2-7-WAS 20 (:41) J.Winston pass deep right to M.Evans for 20 yards, TOUCHDOWN NULLIFIED by Penalty [T.Knighton].
PENALTY on TB-M.Evans, Offensive Pass Interference, 10 yards, enforced at WAS 20 - No Play.
- 2-17-WAS 30 (:29) First sideline warning for Tampa Bay (Shotgun) J.Winston sacked at WAS 38 for -8 yards (sack split by S.Paea and T.Knighton).

END OF QUARTER

	Score	Time Poss	First Downs				Efficiencies	
			R	P	X	T	3 Down	4 Down
Tampa Bay Buccaneers	24	9:02	1	3	0	4	2/3	0/0
Washington Redskins	21	5:58	0	5	3	8	2/2	0/0

Fourth Quarter

10/25/2015

Play By Play

Tampa Bay Buccaneers continued.

- 3-25-WAS 38 (15:00) (Shotgun) J.Winston pass short left to L.Stocker pushed ob at WAS 27 for 11 yards (W.Blackmon).
 4-14-WAS 27 (13:57) C.Barth 45 yard field goal is GOOD, Center-A.DePaola, Holder-J.Schum.

TB 27 WAS 21, 12 plays, 53 yards, 8:05 drive, 1:09 elapsed

C.Barth kicks 65 yards from TB 35 to end zone, Touchback.

Washington Redskins at 13:51

- 1-10-WAS 20 (13:51) M.Jones right guard to WAS 31 for 11 yards (B.McDougald). R18
 PENALTY on TB-W.Gholston, Unnecessary Roughness, 15 yards, enforced at WAS 31. X19
 1-10-WAS 46 (13:28) A.Morris left tackle to TB 49 for 5 yards (A.Verner; L.David).
 2-5-TB 49 (12:52) M.Jones left end pushed ob at TB 45 for 4 yards (C.McDonald).
 3-1-TB 45 (12:12) T.Compton reported in as eligible. D.Young up the middle to TB 44 for 1 yard (L.David). R20
 1-10-TB 44 (11:33) K.Cousins pass incomplete short right to J.Reed [A.Verner].
 2-10-TB 44 (11:28) K.Cousins pass short left to J.Reed to TB 38 for 6 yards (B.McDougald, G.Johnson).
 3-4-TB 38 (10:48) (Shotgun) K.Cousins pass short middle to P.Garcon to TB 23 for 15 yards (B.McDougald, M.Jenkins). P21
 1-10-TB 23 (10:06) (Shotgun) M.Jones left guard to TB 24 for -1 yards (W.Gholston, A.Verner).
 2-11-TB 24 (9:26) (Shotgun) K.Cousins pass short left to P.Garcon to TB 22 for 2 yards (L.David).
 3-9-TB 22 (8:38) (Shotgun) PENALTY on WAS-K.Cousins, Delay of Game, 5 yards, enforced at TB 22 - No Play.
 3-14-TB 27 (8:18) (Shotgun) K.Cousins pass short right to J.Reed to TB 17 for 10 yards (L.David; B.McDougald).
 4-4-TB 17 (7:33) D.Hopkins 35 yard field goal is GOOD, Center-N.Sundberg, Holder-T.Way.

TB 27 WAS 24, 11 plays, 63 yards, 1 penalty, 6:22 drive, 7:31 elapsed

D.Hopkins kicks 68 yards from WAS 35 to TB -3. B.Rainey to TB 19 for 22 yards (D.Young).

PENALTY on TB-M.Wright, Offensive Holding, 6 yards, enforced at TB 12.

Tampa Bay Buccaneers at 7:29, (1st play from scrimmage 7:22)

- 1-10-TB 6 (7:22) K.Pamphile reported in as eligible. D.Martin up the middle to TB 9 for 3 yards (D.Goldson).
 2-7-TB 9 (6:45) J.Winston pass incomplete deep left to M.Evans.
 3-7-TB 9 (6:40) (Shotgun) J.Winston pass deep right to M.Evans pushed ob at TB 25 for 16 yards (B.Breeland). P18
 1-10-TB 25 (6:06) D.Martin right guard to TB 27 for 2 yards (T.Robinson).
 2-8-TB 27 (5:26) J.Winston pass short right to L.Stocker to TB 32 for 5 yards (W.Compton).
 Timeout #3 by TB at 04:45.
 3-3-TB 32 (4:45) (Shotgun) J.Winston pass short middle to M.Evans to TB 46 for 14 yards (B.Breeland). P19
 1-10-TB 46 (4:10) D.Martin right end pushed ob at WAS 5 for 49 yards (B.Breeland). WAS-B.Breeland was injured during the play. He is Out. 26- Breeland R20
 was reported as having a hamstring injury
 1-5-WAS 5 (4:00) D.Martin up the middle to WAS 2 for 3 yards (T.Robinson, D.Goldson).
 2-2-WAS 2 (3:14) K.Pamphile reported in as eligible. D.Martin right end to WAS 1 for 1 yard (K.Robinson).
 3-1-WAS 1 (2:31) C.Sims left tackle to WAS 3 for -2 yards (D.Goldson; C.Baker).
 Timeout #1 by WAS at 02:27.
 4-3-WAS 3 (2:27) C.Barth 21 yard field goal is GOOD, Center-A.DePaola, Holder-J.Schum.

TB 30 WAS 24, 11 plays, 91 yards, 5:05 drive, 12:36 elapsed

C.Barth kicks 65 yards from TB 35 to end zone, Touchback.

Washington Redskins at 2:24

- 1-10-WAS 20 (2:24) (Shotgun) K.Cousins pass short left to M.Jones to WAS 26 for 6 yards (M.Jenkins). P22
 2-4-WAS 26 (2:00) (No Huddle, Shotgun) K.Cousins pass short middle to J.Reed to WAS 31 for 5 yards (K.Alexander).

Two-Minute Warning

- 1-10-WAS 31 (1:58) (Shotgun) K.Cousins pass short middle to J.Reed to WAS 44 for 13 yards (K.Alexander; A.Verner). P23
 1-10-WAS 44 (1:38) (No Huddle, Shotgun) K.Cousins pass short left to A.Roberts pushed ob at TB 48 for 8 yards (M.Jenkins) [H.Melton].
 2-2-TB 48 (1:32) (Shotgun) K.Cousins pass short right to P.Garcon pushed ob at TB 38 for 10 yards (J.Banks). P24
 1-10-TB 38 (1:26) (Shotgun) K.Cousins pass short middle to J.Reed to TB 31 for 7 yards (B.McDougald) [G.Johnson].
 2-3-TB 31 (1:03) (No Huddle, Shotgun) PENALTY on TB-G.Johnson, Neutral Zone Infraction, 4 yards, enforced at TB 31 - No Play. X25
 1-10-TB 27 (1:03) (Shotgun) K.Cousins pass short left to A.Roberts pushed ob at TB 24 for 3 yards (M.Jenkins).
 2-7-TB 24 (:58) (Shotgun) K.Cousins pass deep right to J.Crowder pushed ob at TB 6 for 18 yards (M.Jenkins). P26
 Timeout #2 by WAS at 00:36.

Tampa Bay Buccaneers vs Washington Redskins at FedExField

- 1-6-TB 6 (:36) (Shotgun) K.Cousins pass incomplete short right to J.Reed.
- 2-6-TB 6 (:32) (Shotgun) K.Cousins pass incomplete short left to A.Roberts (C.Conte).
- 3-6-TB 6 (:28) (Shotgun) K.Cousins pass short middle to J.Reed for 6 yards, TOUCHDOWN.
D.Hopkins extra point is GOOD, Center-N.Sundberg, Holder-T.Way.

P27

TB 30 WAS 31, 11 plays, 80 yards, 1 penalty, 2:00 drive, 14:36 elapsed

D.Hopkins kicks 65 yards from WAS 35 to end zone, Touchback.

Tampa Bay Buccaneers at 0:24

- 1-10-TB 20 (:24) (Shotgun) J.Winston pass deep left to M.Evans pushed ob at TB 36 for 16 yards (D.Goldson).
- 1-10-TB 36 (:18) (Shotgun) J.Winston pass short left to C.Brake pushed ob at TB 42 for 6 yards (W.Compton).
- 2-4-TB 42 (:12) (Shotgun) J.Winston pass short middle to C.Sims to WAS 39 for 19 yards. FUMBLES, RECOVERED by WAS-C.Baker at WAS 49. C.Baker to WAS 49 for no gain (J.Winston).

P21

Washington Redskins at 0:05

- 1-10-WAS 49 (:05) T.Compton reported in as eligible. K.Cousins kneels to WAS 48 for -1 yards.

END OF QUARTER

	Score	Time Poss	First Downs				Efficiencies	
			R	P	X	T	3 Down	4 Down
Tampa Bay Buccaneers	30	6:33	1	3	0	4	2/4	0/0
Washington Redskins	31	8:27	2	6	2	10	3/4	0/0

Miscellaneous Statistics Report

Tampa Bay Buccaneers vs Washington Redskins
10/25/2015 at FedExField

Ten Longest Plays for Tampa Bay Buccaneers

Yards	Qtr	Play Start	Play Description
49	4	1-10-TB 46	(4:10) D.Martin right end pushed ob at WAS 5 for 49 yards (B.Breeland). WAS-B.Breeland was injured during the play. He is Out. 26- Breeland was reported as having a hamstring injury
40	1	1-10-WAS 40	(11:55) (Shotgun) J.Winston pass deep left to M.Evans for 40 yards, TOUCHDOWN.
29	1	1-15-TB 34	(8:02) J.Winston pass short middle to L.Murphy to WAS 37 for 29 yards (B.Breeland). TB-L.Murphy was injured during the play. He is Out. TB 18 - Murphy was reported as having a knee injury
25	1	1-10-WAS 37	(7:31) K.Pamphile reported in as eligible. J.Winston pass short middle to M.Evans to WAS 12 for 25 yards (B.Breeland).
24	3	3-5-TB 25	(6:06) (Shotgun) J.Winston pass deep left to M.Evans pushed ob at TB 49 for 24 yards (W.Blackmon).
23	1	2-9-TB 37	(12:32) D.Martin right end to WAS 40 for 23 yards (T.Robinson; K.Robinson).
20	3	2-14-TB 45	(4:22) (Shotgun) J.Winston pass short right to M.Evans to WAS 35 for 20 yards (B.Breeland; T.Robinson).
18	1	1-10-TB 28	(3:34) K.Pamphile reported in as eligible. D.Martin right end to TB 46 for 18 yards (T.Robinson).
16	4	3-7-TB 9	(6:40) (Shotgun) J.Winston pass deep right to M.Evans pushed ob at TB 25 for 16 yards (B.Breeland).
16	4	1-10-TB 20	(:24) (Shotgun) J.Winston pass deep left to M.Evans pushed ob at TB 36 for 16 yards (D.Goldson).

Ten Longest Plays for Washington Redskins

Yards	Qtr	Play Start	Play Description
45	3	3-2-WAS 48	(11:38) (Shotgun) K.Cousins pass deep left to A.Roberts to TB 14 for 38 yards (J.Banks) [G.McCoy]. WAS-Trent.Williams was
32	3	1-10-WAS 49	(11:08) K.Cousins pass deep middle to R.Grant to TB 19 for 32 yards (B.McDougald).
26	4	1-10-WAS 20	(13:51) M.Jones right guard to WAS 31 for 11 yards (B.McDougald).
21	2	1-10-WAS 31	(10:25) K.Cousins pass deep left to P.Garcon to TB 48 for 21 yards (C.Conte).
19	2	1-10-TB 27	(5:13) K.Cousins pass short middle to R.Grant to TB 8 for 19 yards (C.Conte).
18	2	2-4-WAS 45	(7:05) K.Cousins pass deep left to J.Crowder to TB 37 for 18 yards (J.Adjei-Barimah).
18	4	2-7-TB 24	(:58) (Shotgun) K.Cousins pass deep right to J.Crowder pushed ob at TB 6 for 18 yards (M.Jenkins).
15	4	3-4-TB 38	(10:48) (Shotgun) K.Cousins pass short middle to P.Garcon to TB 23 for 15 yards (B.McDougald, M.Jenkins).
13	2	1-10-WAS 26	(8:12) T.Compton reported in as eligible. A.Morris right end to WAS 24 for -2 yards (K.Alexander).
13	4	1-10-WAS 31	(1:58) (Shotgun) K.Cousins pass short middle to J.Reed to WAS 44 for 13 yards (K.Alexander; A.Verner).

Touchdown Scoring Information

		Offense	Defense	Special Teams
VISITOR	Tampa Bay Buccaneers	2	1	0
HOME	Washington Redskins	4	0	0

Player Scoring Information

Club	Player	TD	Rush TD	Rec TD	KO TD	Punt TD	Int TD	Fum TD	Misc TD	FG	XP	2Pt Rush	2Pt Rec	Sfty	Points
TB	C.Barth	0	0	0	0	0	0	0	0	3	3	0	0	0	12
TB	M.Evans	0	0	1	0	0	0	0	0	0	0	0	0	0	6
TB	D.Dye	0	0	1	0	0	0	0	0	0	0	0	0	0	6
WAS	J.Reed	0	0	2	0	0	0	0	0	0	0	0	0	0	12
WAS	D.Hopkins	0	0	0	0	0	0	0	0	1	4	0	0	0	7
WAS	K.Cousins	0	1	0	0	0	0	0	0	0	0	0	0	0	6
WAS	R.Grant	0	0	1	0	0	0	0	0	0	0	0	0	0	6

Possession Detail

	First Half		Second Half		Game	
	Visitor	Home	Visitor	Home	Visitor	Home
Largest Lead	24	0	10	1	24	1
Drives Leading	4	0	3	1	7	1
Time of Possession Leading	14:24	0:00	15:16	0:05	29:40	0:05
Largest Deficit	0	-24	-1	-10	-1	-24
Drives Trailing	0	5	1	4	1	9
Time of Possession Trailing	0:00	12:23	0:19	14:20	0:19	26:43
Times Score Tied Up		0		0		0
Lead Changes		1		1		2

Playtime Percentage

Percent of playtime per player on offense, defense and special teams

Tampa Bay Buccaneers					Washington Redskins								
		Offense	Defense	Special Teams			Offense	Defense	Special Teams				
G Cherilus	T	64	100%	6	20%	J LeRibeus	C	64	100%	5	17%		
L Mankins	G	64	100%	6	20%	M Moses	T	64	100%	5	17%		
D Smith	T	64	100%	6	20%	S Long	G	64	100%	5	17%		
A Marpet	G	64	100%	6	20%	B Scherff	G	64	100%	5	17%		
J Winston	QB	64	100%			K Cousins	QB	64	100%				
J Hawley	C	64	100%			T Williams	T	63	98%				
M Evans	WR	50	78%			P Garcon	WR	56	88%				
D Dye	WR	49	77%	8	27%	J Crowder	WR	52	81%	2	7%		
D Martin	RB	40	62%			M Jones	RB	45	70%	4	13%		
V Jackson	WR	35	55%			R Grant	WR	38	59%	9	30%		
B Myers	TE	33	52%	12	40%	J Reed	TE	38	59%				
L Stocker	TE	33	52%	6	20%	D Carrier	TE	36	56%	5	17%		
C Sims	RB	24	38%			A Roberts	WR	30	47%				
J Lane	FB	23	36%	6	20%	D Young	FB	10	16%	19	63%		
C Brate	TE	17	27%	6	20%	A Morris	RB	10	16%				
K Pamphile	T	13	20%	6	20%	T Compton	T	4	6%	6	20%		
L Murphy	WR	2	3%			R Ross	WR	1	2%	9	30%		
B Rainey	RB	1	2%	15	50%	T Nsekhe	T	1	2%	6	20%		
L David	LB		64	100%	6	20%	W Blackmon	CB		64	100%	7	23%
K Alexander	LB		64	100%	6	20%	T Robinson	FS		61	95%	12	40%
J Banks	CB		61	95%	5	17%	D Goldson	FS		60	94%	11	37%
J Smith	DE		58	91%	6	20%	T Murphy	LB		59	92%	11	37%
G McCoy	DT		58	91%	6	20%	B Breeland	CB		58	91%	7	23%
B McDougald	FS		56	88%	5	17%	K Robinson	LB		47	73%	5	17%
C Conte	FS		54	84%	2	7%	C Baker	DE		46	72%		
M Jenkins	CB		52	81%	1	3%	W Compton	LB		41	64%	19	63%
A Verner	CB		45	70%	17	57%	T Knighton	NT		41	64%	5	17%
C McDonald	DT		30	47%	4	13%	J Hatcher	DE		40	62%	5	17%
G Johnson	DE		28	44%	3	10%	P Riley	LB		39	61%	4	13%
W Gholston	DE		25	39%	5	17%	P Smith	LB		37	58%	16	53%
H Melton	DT		25	39%	2	7%	K Jarrett	FS		23	36%	7	23%
H Jones	DE		17	27%	11	37%	R Jean Francois	DE		22	34%	6	20%
A Spence	DT		15	23%	6	20%	R Kerrigan	LB		18	28%	2	7%
J Adjei-Barimah	DB		13	20%	19	63%	J Jeffcoat	LB		14	22%	17	57%
M Wright	SS		12	19%	19	63%	K Golston	NT		14	22%	13	43%
D Lansanah	LB		12	19%	13	43%	S Paea	DE		8	12%	1	3%
B Carter	LB		7	11%	19	63%	J Johnson	SS		5	8%	20	67%
D Swearinger	SS		6	9%	17	57%	Q Dunbar	CB		5	8%	11	37%
S Moore	CB		2	3%	10	33%	M Foster	LB		2	3%	17	57%
O Lemon	LB				18	60%	D Everett	CB				18	60%
J George	LB				18	60%	D Hopkins	K				11	37%
C Barth	K				13	43%	T Way	P				9	30%
A DePaola	LS				8	27%	N Sundberg	LS				9	30%
J Schum	P				8	27%	A Kouandjio	G				5	17%

National Football League Game Summary

NFL Copyright © 2015 by The National Football League. All rights reserved. This summary and play-by-play is for the express purpose of assisting media in their coverage of the game; any other use of this material is prohibited without the written permission of the National Football League. Updated: 11/13/2015

Date: Sunday, 11/8/2015

Washington Redskins at New England Patriots

Start Time: 1:02 PM EST

at Gillette Stadium, Foxborough, Ma

Game Day Weather

Game Weather: Sunny

Temp: 54° F (12.2° C) Humidity: 34%, Wind: WNW 12 mph

Played Outdoor on Turf: Field Turf

Officials

Referee: McAulay, Terry (77)

Umpire: Neale, Bryan (92)

Head Linesman: Bowers, Derick (74)

Line Judge: Stephan, Tom (68)

Side Judge: Monroe, Jonah (120)

Field Judge: Banks, Michael (72)

Back Judge: Steed, Gregory (12)

Replay Official: Frantz, Earnie ()

Lineups

Washington Redskins

Offense		Defense	
WR 11	D.Jackson	LDE 92	C.Baker
LT 71	Trent.Williams	RDE 97	J.Hatcher
LG 61	S.Long	SLB 93	T.Murphy
C 67	J.LeRibeus	MIKE 52	K.Robinson
RG 75	B.Scherff	MO 56	P.Riley
RT 76	M.Moses	WLB 91	R.Kerrigan
TE 89	D.Carrier	CB 41	W.Blackmon
WR 88	P.Garcon	CB 29	C.Culliver
QB 8	K.Cousins	SS 34	T.Robinson
RB 46	A.Morris	FS 38	D.Goldson
WR 80	J.Crowder	DB 30	K.Jarrett

New England Patriots

Offense		Defense	
WR 80	D.Amendola	LE 50	R.Ninkovich
LT 76	S.Vollmer	DT 97	A.Branch
LG 69	S.Mason	DT 90	M.Brown
C 60	D.Andrews	RE 95	C.Jones
RG 67	J.Kline	LB 55	J.Freeny
RT 71	C.Fleming	LB 54	D.Hightower
TE 87	R.Gronkowski	LCB 21	M.Butler
WR 11	J.Edelman	RCB 26	L.Ryan
QB 12	T.Brady	S 32	D.McCourtly
RB 33	D.Lewis	S 23	P.Chung
TE 88	S.Chandler	DB 22	J.Coleman

Substitutions

K 3 D.Hopkins, P 5 T.Way, WR 12 A.Roberts, WR 14 R.Grant, S 20 J.Johnson, CB 22 D.Everett, RB 25 C.Thompson, CB 26 B.Breeland, RB 31 M.Jones, FB 36 D.Young, CB 47 Q.Dunbar, LB 51 W.Compton, LB 54 M.Foster, LS 57 N.Sundberg, DE 64 K.Golston, T 68 T.Compton, G 74 A.Kouandjio, T 79 T.Nsekhe, TE 86 J.Reed, DE 90 S.Paea, LB 94 P.Smith, LB 96 H.Bates, DE 99 R.Jean Francois

Substitutions

K 3 S.Gostkowski, P 6 R.Allen, QB 10 J.Garoppolo, WR 17 A.Dobson, WR 18 M.Slater, WR 19 B.LaFell, DB 24 R.Melvin, DB 27 T.Wilson, RB 29 L.Blount, DB 30 D.Harmon, DB 31 D.McDonald, DB 36 B.King, DB 37 J.Richards, RB 38 B.Bolden, DB 43 N.Ebner, LS 49 J.Cardona, LB 51 J.Mayo, LB 58 J.Bostic, C 66 B.Stork, DL 72 A.Hicks, TE 85 M.Williams, DL 92 G.Grissom, DL 96 S.Siliga, DL 99 D.Easley

Did Not Play

QB 16 C.McCoy

Did Not Play

RB 28 J.White, OL 61 M.Cannon, G 63 T.Jackson, WR 82 K.Martin, LB 91 J.Collins, DL 93 J.Sheard, DL 98 T.Flowers

Not Active

QB 10 R.Griffin, WR 19 R.Ross, CB 23 D.Hall, DE 73 F.Kearse, C 78 K.Lichtensteiger, TE 85 A.McCoy, NT 98 T.Knighton

Not Active

Field Goals (made () & missed)

	D.Hopkins	(23)	S.Gostkowski	(21)	(21)			
			1	2	3	4	OT	Total
VISITOR:	Washington Redskins		0	3	0	7	0	10
HOME:	New England Patriots		14	3	3	7	0	27

Scoring Plays

Team	Qtr	Time	Play Description (Extra Point) (Drive Info)	Visitor	Home
Patriots	1	9:01	J.Edelman 8 yd. pass from T.Brady (S.Gostkowski kick) (13-84, 5:59)	0	7
Patriots	1	4:30	L.Blount 5 yd. run (S.Gostkowski kick) (6-28, 1:59)	0	14
Patriots	2	7:56	S.Gostkowski 21 yd. Field Goal (10-61, 5:03)	0	17
Redskins	2	0:13	D.Hopkins 23 yd. Field Goal (16-75, 7:43)	3	17
Patriots	3	7:32	S.Gostkowski 21 yd. Field Goal (9-54, 4:38)	3	20
Patriots	4	11:28	B.Bolden 18 yd. pass from T.Brady (S.Gostkowski kick) (14-88, 7:42)	3	27
Redskins	4	0:25	J.Reed 3 yd. pass from K.Cousins (D.Hopkins kick) (12-83, 3:26)	10	27

Paid Attendance: 66,829

Time: 2:58

Washington Redskins vs New England Patriots
11/8/2015 at Gillette Stadium

Final Individual Statistics

Washington Redskins

New England Patriots

RUSHING						RUSHING					
	ATT	YDS	AVG	LG	TD		ATT	YDS	AVG	LG	TD
M.Jones	11	27	2.5	10	0	L.Blount	29	129	4.4	21	1
A.Morris	4	10	2.5	4	0	D.Lewis	4	14	3.5	9	0
						B.Bolden	1	12	12.0	12	0
						D.Amendola	1	8	8.0	8	0
						T.Brady	1	-1	-1.0	-1	0
						J.Garoppolo	1	-1	-1.0	-1	0
Total	15	37	2.5	10	0	Total	37	161	4.4	21	1

PASSING									PASSING								
	ATT	CMP	YDS	SK/YD	TD	LG	IN	RT		ATT	CMP	YDS	SK/YD	TD	LG	IN	RT
K.Cousins	40	22	217	1/4	1	36	1	68.4	T.Brady	39	26	299	0/0	2	48	1	96.0
Total	40	22	217	1/4	1	36	1	68.4	Total	39	26	299	0/0	2	48	1	96.0

PASS RECEIVING								PASS RECEIVING							
	TAR	REC	YDS	AVG	LG	TD		TAR	REC	YDS	AVG	LG	TD		
J.Crowder	8	6	50	8.3	16	0	B.LaFell	9	5	102	20.4	48	0		
P.Garcon	8	4	70	17.5	36	0	J.Edelman	8	5	55	11.0	24	1		
J.Reed	7	3	18	6.0	9	1	R.Gronkowski	5	4	47	11.8	15	0		
D.Jackson	6	3	15	5.0	9	0	D.Lewis	5	4	39	9.8	15	0		
A.Roberts	2	2	26	13.0	18	0	D.Amendola	5	4	24	6.0	11	0		
C.Thompson	4	2	21	10.5	13	0	B.Bolden	4	3	27	9.0	18	1		
M.Jones	3	2	17	8.5	12	0	S.Chandler	3	1	5	5.0	5	0		
D.Carrier	2	0	0	0.0	0	0									
Total	40	22	217	9.9	36	1	Total	39	26	299	11.5	48	2		

INTERCEPTIONS						INTERCEPTIONS					
	NO	YDS	AVG	LG	TD		NO	YDS	AVG	LG	TD
K.Robinson	1	44	44.0	44	0	L.Ryan	1	13	13.0	13	0
Total	1	44	44.0	44	0	Total	1	13	13.0	13	0

PUNTING								PUNTING							
	NO	YDS	AVG	NET	TB	IN20	LG		NO	YDS	AVG	NET	TB	IN20	LG
T.Way	4	188	47.0	47.5	0	1	55	R.Allen	2	69	34.5	30.0	0	1	48
Total	4	188	47.0	47.5	0	1	55	Total	2	69	34.5	30.0	0	1	48

PUNT RETURNS								PUNT RETURNS							
	NO	YDS	AVG	FC	LG	TD		NO	YDS	AVG	FC	LG	TD		
J.Crowder	1	9	9.0	0	9	0	D.Amendola	1	0	0.0	0	0	0		
[OUT OF BOUNDS]	1	0	0.0	0	0	0	J.Edelman	1	-2	-2.0	0	-2	0		
							[DOWNED]	1	0	0.0	0	0	0		
							[OUT OF BOUNDS]	1	0	0.0	0	0	0		
Total	1	9	9.0	0	9	0	Total	2	-2	-1.0	0	0	0		

KICKOFF RETURNS								KICKOFF RETURNS							
	NO	YDS	AVG	FC	LG	TD		NO	YDS	AVG	FC	LG	TD		
A.Roberts	2	30	15.0	0	26	0	D.Amendola	1	18	18.0	0	18	0		
C.Thompson	1	18	18.0	0	18	0	D.McCourty	1	0	0.0	0	0	0		
[TOUCHBACK]	2	0	0.0	0	0	0	[TOUCHBACK]	1	0	0.0	0	0	0		
Total	3	48	16.0	0	26	0	Total	2	18	9.0	0	18	0		

Washington Redskins

FUMBLES	FUM	LOST	OWN-REC	YDS	TD	FORCED	OPP-REC	YDS	TD	OUT-BDS
J.Crowder	1	0	0	0	0	0	0	0	0	1
M.Jones	1	1	0	0	0	0	0	0	0	0
W.Blackmon	0	0	0	0	0	1	1	0	0	0
S.Paea	0	0	0	0	0	1	0	0	0	0
Total	2	1	0	0	0	2	1	0	0	1

New England Patriots

FUMBLES	FUM	LOST	OWN-REC	YDS	TD	FORCED	OPP-REC	YDS	TD	OUT-BDS
L.Blount	1	0	1	0	0	0	0	0	0	0
J.Edelman	1	1	0	0	0	0	0	0	0	0
A.Branch	0	0	0	0	0	1	0	0	0	0
J.Freeny	0	0	0	0	0	1	0	0	0	0

Washington Redskins vs New England Patriots
11/8/2015 at Gillette Stadium

Final Individual Statistics

R.Ninkovich	0	0	0	0	0	0	1	0	0	0
Total	2	1	1	0	0	2	1	0	0	0

Washington Redskins vs New England Patriots
11/8/2015 at Gillette Stadium

Final Team Statistics

	Visitor Redskins	Home Patriots
TOTAL FIRST DOWNS	16	27
By Rushing	3	10
By Passing	12	15
By Penalty	1	2
THIRD DOWN EFFICIENCY	7-14-50%	9-16-56%
FOURTH DOWN EFFICIENCY	0-1-0%	1-1-100%
TOTAL NET YARDS	250	460
Total Offensive Plays (inc. times thrown passing)	56	76
Average gain per offensive play	4.5	6.1
NET YARDS RUSHING	37	161
Total Rushing Plays	15	37
Average gain per rushing play	2.5	4.4
Tackles for a loss-number and yards	2-5	2-13
NET YARDS PASSING	213	299
Times thrown - yards lost attempting to pass	1-4	0-0
Gross yards passing	217	299
PASS ATTEMPTS-COMPLETIONS-HAD INTERCEPTED	40-22-1	39-26-1
Avg gain per pass play (inc.# thrown passing)	5.2	7.7
KICKOFFS Number-In End Zone-Touchbacks	3-2-1	6-4-2
PUNTS Number and Average	4-47.0	2-34.5
Had Blocked	0	0
FGs - PATs Had Blocked	0-0	0-0
Net Punting Average	47.5	30.0
TOTAL RETURN YARDAGE (Not Including Kickoffs)	53	11
No. and Yards Punt Returns	1-9	2--2
No. and Yards Kickoff Returns	3-48	2-18
No. and Yards Interception Returns	1-44	1-13
PENALTIES Number and Yards	4-27	6-43
FUMBLES Number and Lost	2-1	2-1
TOUCHDOWNS	1	3
Rushing	0	1
Passing	1	2
EXTRA POINTS Made-Attempts	1-1	3-3
Kicking Made-Attempts	1-1	3-3
FIELD GOALS Made-Attempts	1-1	2-2
RED ZONE EFFICIENCY	1-2-50%	3-6-50%
GOAL TO GO EFFICIENCY	1-2-50%	1-3-33%
SAFETIES	0	0
FINAL SCORE	10	27
TIME OF POSSESSION	22:55	37:05

Washington Redskins vs New England Patriots
11/8/2015 at Gillette Stadium

Ball Possession And Drive Chart

Washington Redskins

#	Time Recd	Time Lost	Time Poss	How Ball Obtained	Drive Began	# Play	Yds Gain	Yds Pen	Net Yds	1st Down	Last Scrm	How Given Up
1	6:38	6:29	0:09	Fumble	WAS 26	1	0	0	0	0	WAS 26	Interception
2	4:30	3:27	1:03	Kickoff	WAS 13	3	4	0	4	0	WAS 17	Punt
3	1:07	12:59	3:08	Interception	NE 46	7	10	0	10	1	NE 36	Downs
4	7:56	0:13	7:43	Kickoff	WAS 20	16	75	0	75	6	* NE 5	Field Goal
5	15:00	12:10	2:50	Kickoff	WAS 13	6	44	0	44	1	NE 42	Fumble
6	7:32	6:05	1:27	Kickoff	WAS 21	3	10	-4	6	0	WAS 27	Punt
7	5:06	4:10	0:56	Punt	WAS 30	3	3	0	3	0	WAS 33	Punt
8	11:28	9:15	2:13	Kickoff	WAS 20	6	24	-10	14	1	WAS 34	Punt
9	3:51	0:25	3:26	Punt	WAS 17	12	80	3	83	7	* NE 3	Touchdown

(214) Average WAS 24

New England Patriots

#	Time Recd	Time Lost	Time Poss	How Ball Obtained	Drive Began	# Play	Yds Gain	Yds Pen	Net Yds	1st Down	Last Scrm	How Given Up
1	15:00	9:01	5:59	Kickoff	NE 16	13	76	8	84	7	* WAS 8	Touchdown
2	9:01	6:38	2:23	Onside Kick	NE 45	5	29	0	29	1	WAS 37	Fumble
3	6:29	4:30	1:59	Interception	WAS 28	6	28	0	28	2	* WAS 5	Touchdown
4	3:27	1:07	2:20	Punt	NE 32	6	52	0	52	1	* WAS 16	Interception
5	12:59	7:56	5:03	Downs	NE 36	10	61	0	61	4	* WAS 3	Field Goal
6	0:13	0:00	0:13	Kickoff	NE 20	1	-1	0	-1	0	NE 20	End of Half
7	12:10	7:32	4:38	Fumble	NE 43	9	54	0	54	3	* WAS 3	Field Goal
8	6:05	5:06	0:59	Punt	NE 27	3	14	-10	4	0	NE 31	Punt
9	4:10	11:28	7:42	Punt	NE 12	14	98	-10	88	6	* WAS 18	Touchdown
10	9:15	3:51	5:24	Punt	NE 17	10	50	-5	45	3	WAS 38	Punt
11	0:25	0:00	0:25	Kickoff	NE 2	1	-1	0	-1	0	NE 2	End of Game

(322) Average NE 29

* inside opponent's 20

Time of Possession by Quarter		1st	2nd	3rd	4th	OT	Total
Visitor	Washington Redskins	2:19	9:44	5:13	5:39		22:55
Home	New England Patriots	12:41	5:16	9:47	9:21		37:05

Kickoff Drive No.-Start Average

Redskins: 5 - WAS 17

Patriots: 3 - NE 13

Washington Redskins vs New England Patriots
11/8/2015 at Gillette Stadium

Final Defensive Statistics

Washington Redskins	Regular Defensive Plays											Special Teams					Misc			
	TKL	AST	COMB	SK	/ YDS	TFL	Q	IN	PD	FF	FR	TKL	AST	FF	FR	BL	TKL	AST	FF	FR
W.Compton	4	6	10	0	0	0	0	0	0	0	0	0	0	0	0	0	0	0	0	0
D.Goldson	5	4	9	0	0	0	0	0	0	0	0	1	0	0	0	0	0	0	0	0
W.Blackmon	3	5	8	0	0	0	0	0	1	1	1	0	0	0	0	0	0	0	0	0
C.Baker	5	2	7	0	0	0	0	0	0	0	0	0	0	0	0	0	0	0	0	0
K.Robinson	4	3	7	0	0	0	0	1	1	0	0	0	0	0	0	0	0	0	0	0
K.Jarrett	4	3	7	0	0	0	0	0	0	0	0	0	0	0	0	0	0	0	0	0
J.Johnson	5	1	6	0	0	0	0	0	0	0	0	0	0	0	0	0	0	0	0	0
T.Robinson	4	0	4	0	0	0	0	0	0	0	0	0	0	0	0	0	0	0	0	0
S.Paea	2	1	3	0	0	1	0	0	0	1	0	0	0	0	0	0	0	0	0	0
R.Jean Francois	1	2	3	0	0	0	0	0	0	0	0	0	0	0	0	0	0	0	0	0
T.Murphy	0	3	3	0	0	0	0	0	0	0	0	0	0	0	0	0	0	0	0	0
C.Culliver	2	0	2	0	0	0	0	0	0	0	0	0	0	0	0	0	0	0	0	0
R.Kerrigan	1	1	2	0	0	1	0	0	0	0	0	0	0	0	0	0	0	0	0	0
K.Golston	0	2	2	0	0	0	0	0	0	0	0	0	0	0	0	0	0	0	0	0
P.Smith	1	0	1	0	0	0	0	0	0	0	0	0	0	0	0	0	0	0	0	0
B.Breeland	0	1	1	0	0	0	0	0	0	0	0	0	0	0	0	0	0	0	0	0
J.Hatcher	0	0	0	0	0	0	1	0	0	0	0	0	0	0	0	0	0	0	0	0
H.Bates	0	0	0	0	0	0	0	0	0	0	0	2	0	0	0	0	0	0	0	0
J.Crowder	0	0	0	0	0	0	0	0	0	0	0	0	0	0	0	0	1	0	0	0
M.Jones	0	0	0	0	0	0	0	0	0	0	0	0	0	0	0	0	1	0	0	0
Total	41	34	75	0	0	2	1	1	2	2	1	3	0	0	0	0	2	0	0	0

TKL = Tackle AST = Assist COMB = Combined QH=QB Hit IN = Interception PD = Pass Defense FF = Forced Fumble FR = Fumble Recovery

New England Patriots	Regular Defensive Plays											Special Teams					Misc			
	TKL	AST	COMB	SK	/ YDS	TFL	QH	IN	PD	FF	FR	TKL	AST	FF	FR	BL	TKL	AST	FF	FR
L.Ryan	6	0	6	0	0	0	0	1	2	0	0	0	0	0	0	0	0	0	0	0
M.Butler	4	1	5	0	0	0	0	0	1	0	0	0	0	0	0	0	0	0	0	0
C.Jones	3	1	4	1	4	1	1	0	0	0	0	0	0	0	0	0	0	0	0	0
D.McCourty	3	1	4	0	0	0	0	0	0	0	0	0	0	0	0	0	0	0	0	0
R.Ninkovich	2	2	4	0	0	1	2	0	0	0	1	0	0	0	0	0	0	0	0	0
J.Freeny	2	2	4	0	0	0	0	0	0	1	0	0	0	0	0	0	0	0	0	0
J.Coleman	2	1	3	0	0	0	0	0	2	0	0	0	0	0	0	0	0	0	0	0
S.Siliga	2	1	3	0	0	0	0	0	0	0	0	0	0	0	0	0	0	0	0	0
P.Chung	1	2	3	0	0	0	0	0	1	0	0	0	0	0	0	0	0	0	0	0
A.Branch	1	1	2	0	0	0	0	0	0	1	0	0	0	0	0	0	0	0	0	0
M.Brown	1	1	2	0	0	0	0	0	0	0	0	0	0	0	0	0	0	0	0	0
D.Hightower	1	0	1	0	0	0	0	0	0	0	0	0	0	0	0	0	0	0	0	0
G.Grissom	1	0	1	0	0	0	0	0	0	0	0	0	0	0	0	0	0	0	0	0
A.Hicks	0	1	1	0	0	0	1	0	0	0	0	0	0	0	0	0	0	0	0	0
J.Bostic	0	1	1	0	0	0	1	0	0	0	0	0	0	0	0	0	0	0	0	0
D.Harmon	0	1	1	0	0	0	0	0	0	0	0	0	0	0	0	0	0	0	0	0
D.Easley	0	0	0	0	0	0	1	0	0	0	0	0	0	0	0	0	0	0	0	0
M.Slater	0	0	0	0	0	0	0	0	0	0	0	1	2	0	0	0	0	0	0	0
R.Melvin	0	0	0	0	0	0	0	0	0	0	0	1	0	0	0	0	0	0	0	0
B.King	0	0	0	0	0	0	0	0	0	0	0	0	1	0	0	0	0	0	0	0
N.Ebner	0	0	0	0	0	0	0	0	0	0	0	0	1	0	0	0	0	0	0	0
J.Edelman	0	0	0	0	0	0	0	0	0	0	0	0	0	0	0	0	1	0	0	0
T.Brady	0	0	0	0	0	0	0	0	0	0	0	0	0	0	0	0	1	0	0	0
L.Blount	0	0	0	0	0	0	0	0	0	0	0	0	0	0	0	0	0	0	0	1
Total	29	16	45	1	4	2	6	1	6	2	1	2	4	0	0	0	2	0	0	1

Play By Play

First Quarter

11/8/2015

WAS wins the coin toss and elects to defer. NE elects to Receive, and WAS elects to defend the north goal.

D.Hopkins kicks 67 yards from WAS 35 to NE -2. D.Amendola to NE 16 for 18 yards (D.Goldson).

New England Patriots at 15:00, (1st play from scrimmage 14:56)

1-10-NE 16	(14:56) (Shotgun) D.Lewis right tackle to NE 25 for 9 yards (K.Jarrett).	
2-1-NE 25	(14:25) D.Lewis up the middle to NE 33 for 8 yards (C.Baker; K.Jarrett).	R1
1-10-NE 33	(13:56) (No Huddle, Shotgun) T.Brady pass short left to S.Chandler pushed ob at NE 38 for 5 yards (K.Jarrett).	
2-5-NE 38	(13:29) (Shotgun) D.Lewis left tackle to NE 46 for 8 yards (T.Robinson).	R2
1-10-NE 46	(12:55) (Shotgun) T.Brady pass short left to B.LaFell pushed ob at WAS 41 for 13 yards (D.Goldson; K.Robinson).	P3
1-10-WAS 41	(12:10) T.Brady pass incomplete deep middle to J.Edelman (W.Blackmon).	
2-10-WAS 41	(12:03) (Shotgun) T.Brady pass short left to R.Gronkowski pushed ob at WAS 33 for 8 yards (T.Robinson).	
3-2-WAS 33	(11:32) (Shotgun) T.Brady pass incomplete deep right to D.Lewis.	
4-2-WAS 33	(11:25) (Shotgun) T.Brady pass short left to J.Edelman to WAS 28 for 5 yards (K.Robinson).	P4
1-10-WAS 28	(10:45) L.Blount right guard to WAS 24 for 4 yards (K.Robinson; R.Jean Francois).	
2-6-WAS 24	(10:14) L.Blount right guard to WAS 23 for 1 yard (T.Murphy; D.Goldson).	
3-5-WAS 23	(9:32) (Shotgun) T.Brady pass short middle to J.Edelman to WAS 16 for 7 yards (K.Robinson).	P5
	PENALTY on WAS-K.Robinson, Unnecessary Roughness, 8 yards, enforced at WAS 16.	X6
1-8-WAS 8	(9:06) (Shotgun) T.Brady pass short left to J.Edelman for 8 yards, TOUCHDOWN.	P7
	S.Gostkowski extra point is GOOD, Center-J.Cardona, Holder-R.Allen.	

WAS 0 NE 7, 13 plays, 84 yards, 1 penalty, 5:59 drive, 5:59 elapsed

S.Gostkowski kicks onside 10 yards from NE 35 to NE 45. RECOVERED by NE-J.Freeny.

New England Patriots at 9:01, (1st play from scrimmage 8:58)

1-10-NE 45	(8:58) D.Amendola left end ran ob at WAS 47 for 8 yards. reverse	
2-2-WAS 47	(8:35) L.Blount right tackle to WAS 41 for 6 yards (W.Blackmon).	R8
1-10-WAS 41	(8:05) D.Lewis right end to NE 48 for -11 yards (R.Kerrigan).	
2-21-NE 48	(7:25) T.Brady pass short right to D.Lewis to WAS 37 for 15 yards (D.Goldson).	
3-6-WAS 37	(6:47) (Shotgun) T.Brady pass short middle to J.Edelman to WAS 26 for 11 yards (W.Blackmon). FUMBLES (W.Blackmon), RECOVERED by WAS-W.Blackmon at WAS 26. W.Blackmon to WAS 26 for no gain (J.Edelman).	

Washington Redskins at 6:38

1-10-WAS 26	(6:38) (Shotgun) K.Cousins pass short middle intended for P.Garcon INTERCEPTED by L.Ryan at WAS 41. L.Ryan to WAS 28 for 13 yards (J.Crowder).	
-------------	------------------------------------------------------------------------------------------------------------------------------------------------	--

New England Patriots at 6:29

1-10-WAS 28	(6:29) T.Brady pass incomplete short right to S.Chandler.	
2-10-WAS 28	(6:24) (Shotgun) T.Brady pass short left to D.Amendola to WAS 25 for 3 yards (K.Jarrett).	
3-7-WAS 25	(5:50) (Shotgun) T.Brady pass short middle to D.Amendola to WAS 14 for 11 yards (D.Goldson). WAS-C.Baker was injured during the play.	P9
1-10-WAS 14	(5:26) T.Brady pass short left to B.LaFell pushed ob at WAS 7 for 7 yards (C.Culliver).	
2-3-WAS 7	(5:05) L.Blount right tackle to WAS 5 for 2 yards (K.Jarrett).	
3-1-WAS 5	(4:33) S.Mason reported in as eligible. L.Blount left guard for 5 yards, TOUCHDOWN.	R10
	Penalty on WAS-T.Robinson, Defensive 12 On-field, declined.	
	S.Gostkowski extra point is GOOD, Center-J.Cardona, Holder-R.Allen.	

WAS 0 NE 14, 6 plays, 28 yards, 1:59 drive, 10:30 elapsed

S.Gostkowski kicks 70 yards from NE 35 to WAS -5. C.Thompson to WAS 13 for 18 yards (M.Slater).

Washington Redskins at 4:30, (1st play from scrimmage 4:26)

1-10-WAS 13	(4:26) (Shotgun) A.Morris up the middle to WAS 17 for 4 yards (R.Ninkovich; M.Brown).	
2-6-WAS 17	(3:51) K.Cousins pass incomplete deep left to D.Carrier.	
3-6-WAS 17	(3:44) (Shotgun) K.Cousins pass incomplete short left to J.Reed.	
4-6-WAS 17	(3:39) T.Way punts 49 yards to NE 34, Center-N.Sundberg. J.Edelman to NE 32 for -2 yards (H.Bates).	

New England Patriots at 3:27

1-10-NE 32	(3:27) (Shotgun) T.Brady pass short left to D.Lewis to NE 34 for 2 yards (R.Jean Francois).	
2-8-NE 34	(2:48) T.Brady pass incomplete deep middle to J.Edelman.	
3-8-NE 34	(2:43) (Shotgun) T.Brady pass deep middle to B.LaFell to WAS 18 for 48 yards (T.Robinson) [J.Hatcher].	P11
1-10-WAS 18	(1:58) L.Blount right guard to WAS 16 for 2 yards (K.Robinson).	
2-8-WAS 16	(1:20) T.Brady pass incomplete short middle to S.Chandler.	

Washington Redskins vs New England Patriots at Gillette Stadium

3-8-WAS 16 (1:16) (Shotgun) T.Brady pass short middle intended for J.Edelman INTERCEPTED by K.Robinson at WAS 10. K.Robinson to NE 46 for 44 yards (T.Brady).

Washington Redskins at 1:07

1-10-NE 46 (1:07) A.Morris left tackle to NE 44 for 2 yards (S.Siliga).

2-8-NE 44 (:34) K.Cousins pass incomplete deep right to D.Jackson (J.Coleman).

3-8-NE 44 (:25) (Shotgun) K.Cousins pass short middle to P.Garcon to NE 35 for 9 yards (D.McCourty).

P1

END OF QUARTER

	Score	Time Poss	First Downs				Efficiencies	
			R	P	X	T	3 Down	4 Down
Washington Redskins	0	2:19	0	1	0	1	1/2	0/0
New England Patriots	14	12:41	4	6	1	11	4/7	1/1

Second Quarter

11/8/2015

Play By Play

Washington Redskins continued.

- 1-10-NE 35 (15:00) (Shotgun) M.Jones up the middle to NE 34 for 1 yard (C.Jones).
- 2-9-NE 34 (14:27) (Shotgun) K.Cousins pass short left to D.Jackson to NE 32 for 2 yards (M.Butler).
- 3-7-NE 32 (13:48) (Shotgun) K.Cousins sacked at NE 36 for -4 yards (C.Jones).
- Timeout #1 by WAS at 13:05.
- 4-11-NE 36 (13:05) (Shotgun) K.Cousins pass incomplete deep left to P.Garcon (L.Ryan).

New England Patriots at 12:59

- 1-10-NE 36 (12:59) L.Blount right guard to NE 42 for 6 yards (K.Robinson; W.Blackmon).
- 2-4-NE 42 (12:30) L.Blount up the middle to WAS 48 for 10 yards (J.Johnson). R12
- 1-10-WAS 48 (11:54) L.Blount right guard to WAS 42 for 6 yards (W.Blackmon; W.Compton).
- 2-4-WAS 42 (11:19) T.Brady pass incomplete short right to M.Williams [J.Hatcher].
- PENALTY on WAS-K.Robinson, Illegal Contact, 5 yards, enforced at WAS 42 - No Play. X13
- 1-10-WAS 37 (11:14) (Shotgun) L.Blount left tackle to WAS 23 for 14 yards (J.Johnson). R14
- 1-10-WAS 23 (10:41) L.Blount left guard to WAS 22 for 1 yard (R.Jean Francois; D.Goldson).
- 2-9-WAS 22 (10:05) T.Brady pass short left to R.Gronkowski pushed ob at WAS 7 for 15 yards (W.Compton). P15
- 1-7-WAS 7 (9:26) (Shotgun) T.Brady pass incomplete short left to R.Gronkowski.
- PENALTY on NE-S.Vollmer, Illegal Formation, 5 yards, enforced at WAS 7 - No Play.
- 1-12-WAS 12 (9:22) L.Blount right tackle to WAS 11 for 1 yard (W.Compton).
- 2-11-WAS 11 (8:47) (Shotgun) T.Brady pass incomplete short right to R.Gronkowski.
- 3-11-WAS 11 (8:42) (Shotgun) T.Brady pass short middle to D.Lewis to WAS 3 for 8 yards (W.Compton).
- 4-3-WAS 3 (7:59) S.Gostkowski 21 yard field goal is GOOD, Center-J.Cardona, Holder-R.Allen.

WAS 0 NE 17, 10 plays, 61 yards, 1 penalty, 5:03 drive, 7:04 elapsed

S.Gostkowski kicks 65 yards from NE 35 to end zone, Touchback.

Washington Redskins at 7:56

- 1-10-WAS 20 (7:56) A.Morris up the middle to WAS 23 for 3 yards (C.Jones).
- 2-7-WAS 23 (7:18) (Shotgun) K.Cousins pass incomplete short middle to D.Carrier (P.Chung).
- 3-7-WAS 23 (7:13) (Shotgun) K.Cousins pass short right to P.Garcon to WAS 32 for 9 yards (L.Ryan) [D.Easley]. P2
- 1-10-WAS 32 (6:34) K.Cousins pass short middle to M.Jones to WAS 44 for 12 yards (R.Ninkovich). P3
- 1-10-WAS 44 (5:58) (Shotgun) M.Jones right guard to NE 46 for 10 yards (D.Hightower). R4
- 1-10-NE 46 (5:29) M.Jones right tackle to NE 44 for 2 yards (M.Brown).
- 2-8-NE 44 (4:54) (No Huddle, Shotgun) K.Cousins pass short right to J.Crowder to NE 30 for 14 yards (J.Coleman; P.Chung). P5
- 1-10-NE 30 (4:18) M.Jones right guard to NE 27 for 3 yards (L.Ryan).
- 2-7-NE 27 (3:41) M.Jones right guard to NE 21 for 6 yards (R.Ninkovich; J.Freeny).
- 3-1-NE 21 (3:03) T.Compton reported in as eligible. M.Jones right guard to NE 19 for 2 yards (J.Freeny; P.Chung). R6
- 1-10-NE 19 (2:23) (Shotgun) K.Cousins pass short left to J.Reed to NE 13 for 6 yards (L.Ryan).

Two-Minute Warning

- 2-4-NE 13 (2:00) M.Jones up the middle to NE 9 for 4 yards (S.Siliga). R7
- 1-9-NE 9 (1:19) M.Jones right end to NE 13 for -4 yards (R.Ninkovich).
- 2-13-NE 13 (:37) (Shotgun) K.Cousins pass incomplete short left to D.Jackson. WAS-J.LeRibeus was injured during the play.
- Timeout #2 by WAS at 00:26. injury with under 2:00 left in half.
- 3-13-NE 13 (:26) (Shotgun) K.Cousins pass short left to A.Roberts to NE 5 for 8 yards (D.McCourty).
- Timeout #1 by NE at 00:16.
- 4-5-NE 5 (:16) D.Hopkins 23 yard field goal is GOOD, Center-N.Sundberg, Holder-T.Way.

WAS 3 NE 17, 16 plays, 75 yards, 7:43 drive, 14:47 elapsed

D.Hopkins kicks 65 yards from WAS 35 to end zone, Touchback.

New England Patriots at 0:13

- 1-10-NE 20 (:13) T.Brady kneels to NE 19 for -1 yards.

END OF QUARTER

	Score	Time Poss	First Downs				Efficiencies	
			R	P	X	T	3 Down	4 Down
Washington Redskins	3	9:44	3	3	0	6	2/4	0/1
New England Patriots	17	5:16	2	1	1	4	0/1	0/0

Third Quarter

11/8/2015

Play By Play

WAS elects to Receive, and NE elects to defend the South goal.

S.Gostkowski kicks 64 yards from NE 35 to WAS 1. A.Roberts MUFFS catch, and recovers at WAS 9. A.Roberts to WAS 13 for 4 yards (B.King; M.Slater).

Washington Redskins at 15:00, (1st play from scrimmage 14:56)

- 1-10-WAS 13 (14:56) K.Cousins pass incomplete short left to M.Jones.
- 2-10-WAS 13 (14:51) M.Jones up the middle to WAS 14 for 1 yard (A.Branch; C.Jones).
- 3-9-WAS 14 (14:12) (Shotgun) K.Cousins pass deep right to P.Garcon to 50 for 36 yards (L.Ryan). P8
- 1-10-50 (13:29) K.Cousins pass short right to M.Jones to NE 45 for 5 yards (P.Chung).
- 2-5-NE 45 (12:56) M.Jones right end to NE 42 for 3 yards (M.Butler).
- 3-2-NE 42 (12:17) (Shotgun) M.Jones up the middle to NE 43 for -1 yards (A.Branch). FUMBLES (A.Branch), RECOVERED by NE-R.Ninkovich at NE 43. R.Ninkovich to NE 43 for no gain (M.Jones).

New England Patriots at 12:10

- 1-10-NE 43 (12:10) L.Blount up the middle to WAS 44 for 13 yards (W.Blackmon). R16
- 1-10-WAS 44 (11:41) L.Blount right guard to WAS 42 for 2 yards (C.Baker).
- 2-8-WAS 42 (11:01) (Shotgun) T.Brady pass short left to J.Edelman to WAS 18 for 24 yards (C.Culliver). P17
- 1-10-WAS 18 (10:21) L.Blount right tackle to WAS 15 for 3 yards (C.Baker; W.Blackmon).
- 2-7-WAS 15 (9:38) (Shotgun) T.Brady pass short left to D.Amendola to WAS 5 for 10 yards (P.Smith). P18
- 1-5-WAS 5 (8:58) T.Brady pass incomplete short left to B.LaFell.
- 2-5-WAS 5 (8:54) L.Blount left end to WAS 1 for 4 yards (T.Murphy; W.Compton).
- 3-1-WAS 1 (8:17) L.Blount up the middle to WAS 3 for -2 yards (S.Paea). FUMBLES (S.Paea), and recovers at WAS 3. L.Blount to WAS 3 for no gain (S.Paea).
- 4-3-WAS 3 (7:35) S.Gostkowski 21 yard field goal is GOOD, Center-J.Cardona, Holder-R.Allen.

WAS 3 NE 20, 9 plays, 54 yards, 4:38 drive, 7:28 elapsed

S.Gostkowski kicks 70 yards from NE 35 to WAS -5. A.Roberts to WAS 21 for 26 yards (R.Melvin).

Washington Redskins at 7:32, (1st play from scrimmage 7:27)

- 1-10-WAS 21 (7:27) A.Morris right guard to WAS 22 for 1 yard (S.Siliga; A.Hicks).
- 2-9-WAS 22 (6:52) (Shotgun) K.Cousins pass incomplete short middle to J.Crowder [A.Hicks].
- 3-9-WAS 22 (6:47) (Shotgun) PENALTY on WAS-M.Moses, False Start, 4 yards, enforced at WAS 22 - No Play.
- 3-13-WAS 18 (6:47) (Shotgun) K.Cousins pass short left to J.Reed to WAS 27 for 9 yards (D.McCourty).
- 4-4-WAS 27 (6:10) T.Way punts 46 yards to NE 27, Center-N.Sundberg, out of bounds.

New England Patriots at 6:05

- 1-10-NE 27 (6:05) T.Brady pass short left to R.Gronkowski to NE 42 for 15 yards (J.Johnson).
- PENALTY on NE-B.Stork, Offensive Holding, 10 yards, enforced at NE 27 - No Play.
- 1-20-NE 17 (5:42) T.Brady pass incomplete short left to B.LaFell.
- 2-20-NE 17 (5:35) T.Brady pass short right to D.Lewis to NE 31 for 14 yards (C.Baker).
- Washington challenged the runner was down by contact ruling, and the play was Upheld. The ruling on the field stands. (Timeout #1.)
- 3-6-NE 31 (5:20) (Shotgun) T.Brady pass incomplete short left to D.Amendola.
- 4-6-NE 31 (5:16) R.Allen punts 48 yards to WAS 21, Center-J.Cardona. J.Crowder to WAS 30 for 9 yards (N.Ebner; M.Slater).

Washington Redskins at 5:06

- 1-10-WAS 30 (5:06) (Shotgun) K.Cousins pass short middle to J.Crowder to WAS 33 for 3 yards (J.Freeny).
- 2-7-WAS 33 (4:33) (Shotgun) K.Cousins pass incomplete short right to J.Reed.
- 3-7-WAS 33 (4:30) (Shotgun) K.Cousins pass incomplete deep middle to P.Garcon.
- 4-7-WAS 33 (4:24) T.Way punts 55 yards to NE 12, Center-N.Sundberg, downed by WAS-D.Everett.

New England Patriots at 4:10

- 1-10-NE 12 (4:10) L.Blount left guard to NE 22 for 10 yards (J.Johnson). R19
- 1-10-NE 22 (3:41) L.Blount right tackle to NE 43 for 21 yards (D.Goldson). WAS-K.Robinson was injured during the play. NE 29-Blount 10th career 100-yard game. R20
- 1-10-NE 43 (3:08) L.Blount right tackle to NE 43 for no gain (C.Baker).
- 2-10-NE 43 (2:31) T.Brady pass short left to D.Amendola to NE 43 for no gain (K.Jarrett; T.Murphy).
- 3-10-NE 43 (1:53) (Shotgun) T.Brady pass short middle to R.Gronkowski to WAS 45 for 12 yards (D.Goldson). P21
- 1-10-WAS 45 (1:15) L.Blount up the middle to WAS 44 for 1 yard (S.Paea; K.Golston).
- 2-9-WAS 44 (:34) L.Blount up the middle to WAS 43 for 1 yard (K.Golston; W.Compton).

Washington Redskins vs New England Patriots at Gillette Stadium

END OF QUARTER

	Score	Time Poss	First Downs				Efficiencies	
			R	P	X	T	3 Down	4 Down
Washington Redskins	3	5:13	0	1	0	1	1/4	0/0
New England Patriots	20	9:47	3	3	0	6	1/3	0/0

Fourth Quarter

11/8/2015

Play By Play

New England Patriots continued.

3-8-WAS 43	(15:00) (Shotgun) T.Brady pass short left to R.Gronkowski to WAS 31 for 12 yards (D.Goldson).	P22
<u>1-10-WAS 31</u>	(14:27) L.Blount left tackle to WAS 26 for 5 yards (J.Johnson).	
2-5-WAS 26	(13:56) L.Blount right tackle to WAS 22 for 4 yards (R.Kerrigan; W.Blackmon).	
3-1-WAS 22	(13:16) L.Blount right guard to WAS 20 for 2 yards (C.Baker).	R23
<u>1-10-WAS 20</u>	(12:38) J.Edelman left end to WAS 15 for 5 yards (K.Robinson). reverse	
	PENALTY on NE-R.Gronkowski, Offensive Holding, 10 yards, enforced at WAS 20 - No Play.	
1-20-WAS 30	(12:17) (Shotgun) T.Brady pass incomplete short left to B.Bolden.	
2-20-WAS 30	(12:13) (Shotgun) B.Bolden right tackle to WAS 18 for 12 yards (K.Robinson).	
	Timeout #1 by NE at 11:33.	
3-8-WAS 18	(11:33) (Shotgun) T.Brady pass deep right to B.Bolden for 18 yards, TOUCHDOWN.	P24
	S.Gostkowski extra point is GOOD, Center-J.Cardona, Holder-R.Allen.	

WAS 3 NE 27, 14 plays, 88 yards, 7:42 drive, 3:32 elapsed

S.Gostkowski kicks 65 yards from NE 35 to end zone, Touchback.

Washington Redskins at 11:28

1-10-WAS 20	(11:28) (Shotgun) K.Cousins pass short right to D.Jackson to WAS 29 for 9 yards (M.Butler).	
2-1-WAS 29	(11:03) (No Huddle, Shotgun) K.Cousins pass incomplete short right to J.Reed (M.Butler).	
3-1-WAS 29	(11:00) (Shotgun) C.Thompson right end pushed ob at WAS 38 for 9 yards (L.Ryan).	
	PENALTY on WAS-M.Moses, Offensive Holding, 10 yards, enforced at WAS 29 - No Play.	
3-11-WAS 19	(10:36) (Shotgun) K.Cousins pass short left to J.Crowder pushed ob at WAS 32 for 13 yards (J.Coleman).	P9
<u>1-10-WAS 32</u>	(10:10) (No Huddle, Shotgun) K.Cousins pass incomplete short left to C.Thompson.	
2-10-WAS 32	(10:04) (Shotgun) K.Cousins pass incomplete short right to C.Thompson.	
3-10-WAS 32	(10:00) (Shotgun) K.Cousins pass short right to J.Crowder to WAS 34 for 2 yards (J.Coleman).	
4-8-WAS 34	(9:23) T.Way punts 38 yards to NE 28, Center-N.Sundberg. D.Amendola ran ob at NE 33 for 5 yards.	
	PENALTY on NE-P.Chung, Offensive Holding, 10 yards, enforced at NE 27.	

New England Patriots at 9:15

1-10-NE 17	(9:15) L.Blount right guard to NE 21 for 4 yards (C.Baker).	
2-6-NE 21	(8:38) (Shotgun) L.Blount left guard to NE 23 for 2 yards (W.Compton).	
3-4-NE 23	(7:59) (Shotgun) T.Brady pass short left to B.Bolden to NE 31 for 8 yards (W.Compton; D.Goldson). WAS-D.Goldson was injured during the play.	P25
<u>1-10-NE 31</u>	(7:28) T.Brady pass incomplete short left to B.LaFell.	
2-10-NE 31	(7:25) (Shotgun) T.Brady pass short left to B.LaFell to NE 48 for 17 yards (T.Robinson).	P26
<u>1-10-NE 48</u>	(6:51) L.Blount right tackle to NE 49 for 1 yard (W.Blackmon; W.Compton).	
2-9-NE 49	(6:13) T.Brady pass short middle to B.LaFell to WAS 34 for 17 yards (B.Breeland; K.Jarrett). NE 19-LaFell 5th career 100-yard game.	P27
<u>1-10-WAS 34</u>	(5:30) (Shotgun) L.Blount up the middle to WAS 34 for no gain (J.Johnson).	
2-10-WAS 34	(4:49) (Shotgun) T.Brady pass incomplete short left to B.LaFell.	
3-10-WAS 34	(4:45) (Shotgun) T.Brady pass short left to B.Bolden to WAS 33 for 1 yard (W.Compton; J.Johnson).	
4-9-WAS 33	(4:02) (Punt formation) PENALTY on NE-R.Allen, Delay of Game, 5 yards, enforced at WAS 33 - No Play.	
4-14-WAS 38	(3:57) R.Allen punts 21 yards to WAS 17, Center-J.Cardona, out of bounds.	

Washington Redskins at 3:51

1-10-WAS 17	(3:51) (Shotgun) K.Cousins pass short middle to J.Crowder to WAS 33 for 16 yards (G.Grissom).	P10
<u>1-10-WAS 33</u>	(3:20) (No Huddle, Shotgun) K.Cousins pass incomplete deep left to D.Jackson [R.Ninkovich].	
2-10-WAS 33	(3:14) (Shotgun) K.Cousins pass short left to J.Crowder to WAS 35 for 2 yards (J.Freeny). FUMBLES (J.Freeny), ball out of bounds at WAS 35.	
3-8-WAS 35	(2:46) (Shotgun) K.Cousins pass short middle to C.Thompson to WAS 43 for 8 yards (J.Bostic; D.McCourty).	P11
<u>1-10-WAS 43</u>	(2:20) (No Huddle, Shotgun) K.Cousins pass short middle to A.Roberts to NE 39 for 18 yards (L.Ryan).	P12

Two-Minute Warning

<u>1-10-NE 39</u>	(2:00) (Shotgun) K.Cousins pass short right to D.Jackson to NE 35 for 4 yards (M.Butler) [R.Ninkovich].	
2-6-NE 35	(1:32) (No Huddle, Shotgun) K.Cousins pass incomplete deep left to J.Crowder (J.Coleman) [J.Bostic].	
3-6-NE 35	(1:28) (Shotgun) K.Cousins pass short middle to P.Garcon to NE 19 for 16 yards (L.Ryan).	P13
<u>1-10-NE 19</u>	(1:00) (No Huddle, Shotgun) K.Cousins pass short left to C.Thompson to NE 6 for 13 yards (D.Harmon; M.Butler). NE-D.Harmon was injured during the play.	P14
	Timeout #2 by NE at 00:46. injury with under 2:00 left in half.	

Washington Redskins vs New England Patriots at Gillette Stadium

1-6-NE 6 (:46) (Shotgun) K.Cousins pass incomplete short left to J.Reed.
 2-6-NE 6 (:42) (Shotgun) K.Cousins sacked at NE 15 for -9 yards (A.Hicks).
 PENALTY on NE-J.Coleman, Defensive Holding, 3 yards, enforced at NE 6 - No Play. X15
1-3-NE 3 (:33) K.Cousins pass incomplete short left to P.Garcon.
 2-3-NE 3 (:29) (Shotgun) K.Cousins pass short left to J.Reed for 3 yards, TOUCHDOWN. P16
 D.Hopkins extra point is GOOD, Center-N.Sundberg, Holder-T.Way.

WAS 10 NE 27, 12 plays, 83 yards, 1 penalty, 3:26 drive, 14:35 elapsed

(Onside Kick formation) D.Hopkins kicks 63 yards from WAS 35 to NE 2. D.McCourty (didn't try to advance) to NE 2 for no gain (H.Bates).

New England Patriots at 0:25, (1st play from scrimmage 0:22)

1-10-NE 2 (:22) NE 10-Garoppolo now at QB. J.Garoppolo kneels to NE 1 for -1 yards.

END OF QUARTER	Score	Time Poss	First Downs				Efficiencies	
			R	P	X	T	3 Down	4 Down
Washington Redskins	10	5:39	0	7	1	8	3/4	0/0
New England Patriots	27	9:21	1	5	0	6	4/5	0/0

Miscellaneous Statistics Report

Washington Redskins vs New England Patriots
11/8/2015 at Gillette Stadium

Ten Longest Plays for Washington Redskins

Yards	Qtr	Play Start	Play Description
36	3	3-9-WAS 14	(14:12) (Shotgun) K.Cousins pass deep right to P.Garcon to 50 for 36 yards (L.Ryan).
18	4	1-10-WAS 43	(2:20) (No Huddle, Shotgun) K.Cousins pass short middle to A.Roberts to NE 39 for 18 yards (L.Ryan).
16	4	1-10-WAS 17	(3:51) (Shotgun) K.Cousins pass short middle to J.Crowder to WAS 33 for 16 yards (G.Grissom).
16	4	3-6-NE 35	(1:28) (Shotgun) K.Cousins pass short middle to P.Garcon to NE 19 for 16 yards (L.Ryan).
14	2	2-8-NE 44	(4:54) (No Huddle, Shotgun) K.Cousins pass short right to J.Crowder to NE 30 for 14 yards (J.Coleman; P.Chung).
13	4	3-11-WAS 19	(10:36) (Shotgun) K.Cousins pass short left to J.Crowder pushed ob at WAS 32 for 13 yards (J.Coleman).
13	4	1-10-NE 19	(1:00) (No Huddle, Shotgun) K.Cousins pass short left to C.Thompson to NE 6 for 13 yards (D.Harmon; M.Butler). NE-D.Harmon was injured during the play.
12	2	1-10-WAS 32	(6:34) K.Cousins pass short middle to M.Jones to WAS 44 for 12 yards (R.Ninkovich).
10	2	1-10-WAS 44	(5:58) (Shotgun) M.Jones right guard to NE 46 for 10 yards (D.Hightower).
9	1	3-8-NE 44	(:25) (Shotgun) K.Cousins pass short middle to P.Garcon to NE 35 for 9 yards (D.McCourty).

Ten Longest Plays for New England Patriots

Yards	Qtr	Play Start	Play Description
48	1	3-8-NE 34	(2:43) (Shotgun) T.Brady pass deep middle to B.LaFell to WAS 18 for 48 yards (T.Robinson) [J.Hatcher].
24	3	2-8-WAS 42	(11:01) (Shotgun) T.Brady pass short left to J.Edelman to WAS 18 for 24 yards (C.Culliver).
21	3	1-10-NE 22	(3:41) L.Blount right tackle to NE 43 for 21 yards (D.Goldson). WAS-K.Robinson was injured during the play. NE 29-Blount
18	4	3-8-WAS 18	(11:33) (Shotgun) T.Brady pass deep right to B.Bolden for 18 yards, TOUCHDOWN.
17	4	2-10-NE 31	(7:25) (Shotgun) T.Brady pass short left to B.LaFell to NE 48 for 17 yards (T.Robinson).
17	4	2-9-NE 49	(6:13) T.Brady pass short middle to B.LaFell to WAS 34 for 17 yards (B.Breeland; K.Jarrett). NE 19-LaFell 5th career 100-yard
15	1	3-5-WAS 23	(9:32) (Shotgun) T.Brady pass short middle to J.Edelman to WAS 16 for 7 yards (K.Robinson).
15	1	2-21-NE 48	(7:25) T.Brady pass short right to D.Lewis to WAS 37 for 15 yards (D.Goldson).
15	2	2-9-WAS 22	(10:05) T.Brady pass short left to R.Gronkowski pushed ob at WAS 7 for 15 yards (W.Compton).
14	2	1-10-WAS 37	(11:14) (Shotgun) L.Blount left tackle to WAS 23 for 14 yards (J.Johnson).

Touchdown Scoring Information

		Offense	Defense	Special Teams
VISITOR	Washington Redskins	1	0	0
HOME	New England Patriots	3	0	0

Player Scoring Information

Club	Player	TD	Rush TD	Rec TD	KO TD	Punt TD	Int TD	Fum TD	Misc TD	FG	XP	2Pt Rush	2Pt Rec	Sfty	Points
WAS	J.Reed	0	0	1	0	0	0	0	0	0	0	0	0	0	6
WAS	D.Hopkins	0	0	0	0	0	0	0	0	1	1	0	0	0	4
NE	S.Gostkowski	0	0	0	0	0	0	0	0	2	3	0	0	0	9
NE	L.Blount	0	1	0	0	0	0	0	0	0	0	0	0	0	6
NE	B.Bolden	0	0	1	0	0	0	0	0	0	0	0	0	0	6
NE	J.Edelman	0	0	1	0	0	0	0	0	0	0	0	0	0	6

Possession Detail

	First Half		Second Half		Game	
	Visitor	Home	Visitor	Home	Visitor	Home
Largest Lead	0	17	0	24	0	24
Drives Leading	0	5	0	5	0	10
Time of Possession Leading	0:00	11:58	0:00	19:08	0:00	31:06
Largest Deficit	-17	0	-24	0	-24	0
Drives Trailing	4	0	5	0	9	0
Time of Possession Trailing	12:03	0:00	10:52	0:00	22:55	0:00
Times Score Tied Up		0		0		0
Lead Changes		1		0		1

Playtime Percentage

Percent of playtime per player on offense, defense and special teams

Washington Redskins

New England Patriots

		Offense	Defense	Special Teams				Offense	Defense	Special Teams			
M Moses	T	58	100%		2	9%	C Fleming	T	80	100%	2	9%	
S Long	G	58	100%		2	9%	D Andrews	C	80	100%			
B Scherff	G	58	100%		2	9%	J Kline	G	80	100%			
K Cousins	QB	58	100%				T Brady	QB	79	99%			
T Williams	T	58	100%				R Gronkowski	TE	78	98%	1	5%	
J LeRibeus	C	57	98%		2	9%	S Mason	G	74	92%	5	23%	
J Crowder	WR	55	95%		2	9%	J Edelman	WR	74	92%	3	14%	
P Garcon	WR	51	88%				B LaFell	WR	60	75%			
D Jackson	WR	49	84%				L Blount	RB	48	60%			
J Reed	TE	43	74%				B Stork	C	46	58%	5	23%	
M Jones	RB	24	41%		1	5%	S Vollmer	T	41	51%	3	14%	
C Thompson	RB	22	38%		5	23%	D Amendola	WR	40	50%	6	27%	
D Carrier	TE	17	29%		9	41%	M Williams	TE	36	45%	7	32%	
A Morris	RB	10	17%		1	5%	S Chandler	TE	25	31%	5	23%	
A Roberts	WR	9	16%		5	23%	D Lewis	RB	24	30%			
R Grant	WR	7	12%		8	36%	B Bolden	RB	10	12%	13	59%	
D Young	FB	2	3%		15	68%	M Slater	WR	2	2%	14	64%	
T Compton	T	1	2%		6	27%	A Dobson	WR	2	2%			
A Kouandjio	G	1	2%		2	9%	J Garoppolo	QB	1	1%			
W Blackmon	CB		80	100%	8	36%	D McCourty	SS		58	100%	4	18%
R Kerrigan	LB		73	91%	5	23%	M Butler	CB		58	100%	2	9%
D Goldson	FS		72	90%	7	32%	L Ryan	CB		58	100%		
K Robinson	LB		66	82%	5	23%	J Freeny	LB		57	98%	13	59%
T Murphy	LB		62	78%	7	32%	J Coleman	DB		55	95%		
W Compton	LB		52	65%	13	59%	C Jones	DE		50	86%	7	32%
C Culliver	CB		51	64%			R Ninkovich	DE		47	81%	4	18%
J Johnson	SS		49	61%	13	59%	P Chung	SS		45	78%	13	59%
J Hatcher	DE		49	61%	5	23%	D Hightower	LB		36	62%	3	14%
P Riley	LB		49	61%	3	14%	D Easley	DT		30	52%	4	18%
K Jarrett	FS		49	61%	3	14%	M Brown	DT		23	40%	2	9%
C Baker	DE		47	59%			A Hicks	DE		21	36%		
K Golston	NT		33	41%	10	45%	D Harmon	FS		20	34%		
T Robinson	FS		32	40%	13	59%	A Branch	DT		18	31%	7	32%
B Breeland	CB		32	40%			J Richards	DB		15	26%	14	64%
R Jean Francois	DE		28	35%	6	27%	G Grissom	DE		14	24%	8	36%
P Smith	LB		27	34%	13	59%	J Mayo	LB		13	22%	1	5%
S Paea	DE		23	29%			J Bostic	LB		10	17%	14	64%
M Foster	LB		5	6%	15	68%	S Siliga	DT		10	17%	5	23%
D Everett	CB		1	1%	15	68%	N Ebner	FS			17	77%	
H Bates	LB				11	50%	B King	LB			13	59%	
Q Dunbar	CB				6	27%	S Gostkowski	K			11	50%	
T Way	P				6	27%	R Melvin	CB			9	41%	
N Sundberg	LS				6	27%	D McDonald	DB			9	41%	
T Nsekhe	T				5	23%	J Cardona	LS			7	32%	
D Hopkins	K				5	23%							

R Allen	P	7	32%
T Wilson	SS	4	18%

National Football League Game Summary

NFL Copyright © 2015 by The National Football League. All rights reserved. This summary and play-by-play is for the express purpose of assisting media in their coverage of the game; any other use of this material is prohibited without the written permission of the National Football League. Updated: 11/20/2015

Date: Sunday, 11/15/2015

New Orleans Saints at Washington Redskins

Start Time: 1:05 PM EST

at FedExField, Landover, MD

Game Day Weather

Game Weather: Sunny
Played Outdoor on Turf: Grass

Temp: 61° F (16.1° C) Humidity: 29%, Wind: SSW 5 mph
Outdoor Weather: Sunny,

Officials

Referee: Parry, John (132) Umpire: Pellis, Mark (131) Head Linesman: Bradley, Greg (98)
Line Judge: Perlman, Mark (9) Side Judge: Gautreaux, Greg (80) Field Judge: Walker, Jabir (26)
Back Judge: Paganelli, Perry (46) Replay Official: McGrath, Bob ()

Lineups

New Orleans Saints				Washington Redskins			
Offense		Defense		Offense		Defense	
WR 10	B.Cooks	LDE 78	B.Richardson	WR 11	D.Jackson	LDE 92	C.Baker
LT 72	T.Armstead	LDT 92	J.Jenkins	LT 71	Trent.Williams	NT 98	T.Knighton
LG 68	T.Lelito	RDT 93	K.Williams	LG 61	S.Long	RDE 97	J.Hatcher
C 60	M.Unger	RDE 94	C.Jordan	C 67	J.LeRibeus	SLB 93	T.Murphy
RG 73	J.Evans	WILL 56	M.Mauti	RG 75	B.Scherff	MIKE 51	W.Compton
RT 64	Z.Strief	MLB 50	S.Anthony	RT 76	M.Moses	MO 56	P.Riley
TE 82	B.Watson	SAM 54	J.Dunbar	WR 89	D.Carrier	WLB 91	R.Kerrigan
WR 17	T.Graham	LCB 40	D.Breaux	WR 88	P.Garcon	CB 26	B.Breeland
QB 9	D.Brees	SS 32	K.Vaccaro	QB 8	K.Cousins	CB 29	C.Culliver
RB 22	M.Ingram	FS 31	J.Byrd	FB 36	D.Young	SS 20	J.Johnson
TE 84	M.Hoomanawanui	RCB 39	B.Browner	RB 46	A.Morris	FS 38	D.Goldson

Substitutions

K 5 K.Forbath, P 6 T.Morstead, WR 12 M.Colston, WR 16 B.Coleman, CB 20 B.Dixon, CB 21 K.Lewis, RB/RS 23 M.Murphy, CB 24 K.Wilson, RB 28 C.Spiller, S 33 J.Sanford, RB 34 T.Hightower, LB 42 J.Anderson, LB 44 H.Kikaha, LS 47 J.Drescher, DE 58 O.Gwacham, C/G 65 S.Kelemete, T 75 A.Peat, G 77 M.McGlynn, WR 83 W.Snead, TE 89 J.Hill, DE 90 T.Barnes, LB 91 K.Edebal, DT 95 T.Davison

Substitutions

K 3 D.Hopkins, P 5 T.Way, WR 14 R.Grant, QB 16 C.McCoy, WR 19 R.Ross, CB 22 D.Everett, CB 23 D.Hall, RB 25 C.Thompson, S 30 K.Jarrett, RB 31 M.Jones, S 34 T.Robinson, CB 41 W.Blackmon, LB 54 M.Foster, LS 57 N.Sundberg, C 60 B.De La Puente, DE 64 K.Golston, T 68 T.Compton, T 79 T.Nsekhe, WR 80 J.Crowder, TE 86 J.Reed, DE 90 S.Paea, LB 94 P.Smith, LB 96 H.Bates, DE 99 R.Jean Francois

Did Not Play

QB 18 G.Grayson

Did Not Play

Not Active

QB 3 M.Flynn, CB 27 D.Swann, LB 53 R.Humber, LB 57 D.Hawthorne, LB 59 D.Ellerbe, DT 71 K.Eulls, T 76 T.Hills

Not Active

QB 10 R.Griffin, WR 12 A.Roberts, CB 47 Q.Dunbar, LB 52 K.Robinson, DE 73 F.Kearse, G 74 A.Kouandjio, TE 85 A.McCoy

Field Goals (made () & missed)

		D.Hopkins	(35)	(23)	(40)	(22)		
		1	2	3	4	OT	Total	
VISITOR:	New Orleans Saints	7	7	0	0	0	14	
HOME:	Washington Redskins	14	13	10	10	0	47	

Scoring Plays

Team	Qtr	Time	Play Description (Extra Point) (Drive Info)	Visitor	Home
Redskins	1	8:14	J.Reed 16 yd. pass from K.Cousins (D.Hopkins kick) (10-96, 6:46)	0	7
Saints	1	5:52	B.Cooks 4 yd. pass from D.Brees (K.Forbath kick) (5-83, 2:22)	7	7
Redskins	1	0:58	J.Crowder 11 yd. pass from K.Cousins (D.Hopkins kick) (8-80, 4:54)	7	14
Saints	2	10:44	B.Cooks 60 yd. pass from D.Brees (K.Forbath kick) (3-83, 1:23)	14	14
Redskins	2	9:52	M.Jones 78 yd. pass from K.Cousins (D.Hopkins kick) (2-80, 0:52)	14	21
Redskins	2	3:18	D.Hopkins 35 yd. Field Goal (7-67, 3:54)	14	24
Redskins	2	0:00	D.Hopkins 23 yd. Field Goal (8-64, 1:42)	14	27
Redskins	3	4:38	D.Hopkins 40 yd. Field Goal (8-47, 4:15)	14	30
Redskins	3	0:11	J.Reed 8 yd. pass from K.Cousins (D.Hopkins kick) (6-44, 3:10)	14	37

National Football League Game Summary

NFL Copyright © 2015 by The National Football League. All rights reserved. This summary and play-by-play is for the express purpose of assisting media in their coverage of the game; any other use of this material is prohibited without the written permission of the National Football League. Updated: 11/20/2015

Redskins	4	14:18	D.Goldson 35 yd. interception return (D.Hopkins kick)	14	44
Redskins	4	9:33	D.Hopkins 22 yd. Field Goal (6-18, 3:49)	14	47
Paid Attendance: 75,086				Time: 2:52	

New Orleans Saints vs Washington Redskins
11/15/2015 at FedExField

Final Individual Statistics

New Orleans Saints

Washington Redskins

RUSHING						RUSHING					
	ATT	YDS	AVG	LG	TD		ATT	YDS	AVG	LG	TD
M.Ingram	5	77	15.4	70	0	A.Morris	15	92	6.1	28	0
T.Hightower	11	46	4.2	9	0	M.Jones	11	56	5.1	20	0
C.Spiller	8	24	3.0	7	0	C.Thompson	2	54	27.0	38	0
B.Cooks	1	11	11.0	11	0	D.Young	3	7	2.3	5	0
Total	25	158	6.3	70	0	Total	31	209	6.7	38	0

PASSING									PASSING								
	ATT	CMP	YDS	SK/YD	TD	LG	IN	RT		ATT	CMP	YDS	SK/YD	TD	LG	IN	RT
D.Brees	28	19	209	2/17	2	60	2	83.8	K.Cousins	25	20	324	3/23	4	78	0	158.3
Total	28	19	209	2/17	2	60	2	83.8	Total	25	20	324	3/23	4	78	0	158.3

PASS RECEIVING								PASS RECEIVING							
	TAR	REC	YDS	AVG	LG	TD		TAR	REC	YDS	AVG	LG	TD		
B.Cooks	8	5	98	19.6	60	2	J.Crowder	5	4	60	15.0	31	1		
M.Colston	5	3	22	7.3	10	0	M.Jones	3	3	131	43.7	78	1		
M.Ingram	4	3	21	7.0	12	0	J.Reed	4	3	29	9.7	16	2		
B.Watson	5	3	19	6.3	8	0	A.Morris	3	3	14	4.7	7	0		
T.Graham	2	2	25	12.5	18	0	D.Jackson	5	2	44	22.0	42	0		
C.Spiller	2	2	10	5.0	7	0	P.Garcon	2	2	10	5.0	7	0		
B.Coleman	1	1	14	14.0	14	0	C.Thompson	1	1	23	23.0	23	0		
W.Snead	1	0	0	0.0	0	0	D.Carrier	1	1	14	14.0	14	0		
							D.Young	1	1	-1	-1.0	-1	0		
Total	28	19	209	11.0	60	2	Total	25	20	324	16.2	78	4		

INTERCEPTIONS							INTERCEPTIONS						
	NO	YDS	AVG	LG	TD		NO	YDS	AVG	LG	TD		
Total	0	0	0	0	0	D.Goldson	1	35	35.0	35	1		
						P.Riley	1	0	0.0	0	0		
						Total	2	35	17.5	35	1		

PUNTING								PUNTING							
	NO	YDS	AVG	NET	TB	IN20	LG		NO	YDS	AVG	NET	TB	IN20	LG
T.Morstead	4	189	47.3	40.8	0	0	54	T.Way	2	87	43.5	38.5	0	1	56
Total	4	189	47.3	40.8	0	0	54	Total	2	87	43.5	38.5	0	1	56

PUNT RETURNS							PUNT RETURNS						
	NO	YDS	AVG	FC	LG	TD		NO	YDS	AVG	FC	LG	TD
M.Murphy	1	10	10.0	0	10	0	J.Crowder	4	26	6.5	0	11	0
J.Byrd	0	0	0.0	1	0	0							
Total	1	10	10.0	1	10	0	Total	4	26	6.5	0	11	0

KICKOFF RETURNS							KICKOFF RETURNS						
	NO	YDS	AVG	FC	LG	TD		NO	YDS	AVG	FC	LG	TD
C.Spiller	3	59	19.7	0	22	0	R.Ross	2	29	14.5	0	21	0
[TOUCHBACK]	6	0	0.0	0	0	0	[TOUCHBACK]	1	0	0.0	0	0	0
Total	3	59	19.7	0	22	0	Total	2	29	14.5	0	21	0

New Orleans Saints

FUMBLES											
	FUM	LOST	OWN-REC	YDS	TD	FORCED	OPP-REC	YDS	TD	OUT-BDS	
C.Spiller	1	0	1	0	0	0	0	0	0	0	
K.Williams	0	0	0	0	0	1	0	0	0	0	
Total	1	0	1	0	0	1	0	0	0	0	

Washington Redskins

FUMBLES											
	FUM	LOST	OWN-REC	YDS	TD	FORCED	OPP-REC	YDS	TD	OUT-BDS	
K.Cousins	1	0	1	0	0	0	0	0	0	0	
J.Crowder	1	0	1	0	0	0	0	0	0	0	
D.Young	1	0	0	0	0	0	0	0	0	0	
S.Long	0	0	1	4	0	0	0	0	0	0	
B.Breeland	0	0	0	0	0	1	0	0	0	0	
Total	3	0	3	4	0	1	0	0	0	0	

New Orleans Saints vs Washington Redskins

11/15/2015 at FedExField

Final Team Statistics

	Visitor Saints	Home Redskins
TOTAL FIRST DOWNS	16	23
By Rushing	6	9
By Passing	10	12
By Penalty	0	2
THIRD DOWN EFFICIENCY	4-11-36%	6-11-55%
FOURTH DOWN EFFICIENCY	0-2-0%	0-0-0%
TOTAL NET YARDS	350	510
Total Offensive Plays (inc. times thrown passing)	55	59
Average gain per offensive play	6.4	8.6
NET YARDS RUSHING	158	209
Total Rushing Plays	25	31
Average gain per rushing play	6.3	6.7
Tackles for a loss-number and yards	3-5	0-0
NET YARDS PASSING	192	301
Times thrown - yards lost attempting to pass	2-17	3-23
Gross yards passing	209	324
PASS ATTEMPTS-COMPLETIONS-HAD INTERCEPTED	28-19-2	25-20-0
Avg gain per pass play (inc.# thrown passing)	6.4	10.8
KICKOFFS Number-In End Zone-Touchbacks	3-3-1	9-8-6
PUNTS Number and Average	4-47.3	2-43.5
Had Blocked	0	0
FGs - PATs Had Blocked	0-0	0-0
Net Punting Average	40.8	38.5
TOTAL RETURN YARDAGE (Not Including Kickoffs)	10	61
No. and Yards Punt Returns	1-10	4-26
No. and Yards Kickoff Returns	3-59	2-29
No. and Yards Interception Returns	0-0	2-35
PENALTIES Number and Yards	7-50	5-26
FUMBLES Number and Lost	1-0	3-0
TOUCHDOWNS	2	5
Rushing	0	0
Passing	2	4
Interceptions	0	1
EXTRA POINTS Made-Attempts	2-2	5-5
Kicking Made-Attempts	2-2	5-5
FIELD GOALS Made-Attempts	0-0	4-4
RED ZONE EFFICIENCY	1-1-100%	3-6-50%
GOAL TO GO EFFICIENCY	1-1-100%	0-1-0%
SAFETIES	0	0
FINAL SCORE	14	47
TIME OF POSSESSION	26:26	33:34

Ball Possession And Drive Chart

New Orleans Saints

#	Time Recd	Time Lost	Time Poss	How Ball Obtained	Drive Began	# Play	Yds Gain	Yds Pen	Net Yds	1st Down	Last Scrm	How Given Up
1	8:14	5:52	2:22	Kickoff	NO 17	5	83	0	83	2	* WAS 4	Touchdown
2	0:58	14:19	1:39	Kickoff	NO 20	3	-6	0	-6	0	NO 14	Punt
3	12:07	10:44	1:23	Punt	NO 17	3	83	0	83	3	NO 40	Touchdown
4	9:52	7:12	2:40	Kickoff	NO 20	4	20	-5	15	1	NO 35	Punt
5	3:18	1:42	1:36	Kickoff	NO 20	3	10	-10	0	0	NO 20	Punt
6	15:00	8:53	6:07	Kickoff	NO 20	11	49	0	49	3	WAS 31	Downs
7	4:38	3:21	1:17	Kickoff	NO 20	3	8	-10	-2	0	NO 18	Punt
8	0:11	14:18	0:53	Kickoff	NO 10	4	13	0	13	1	NO 23	Interception
9	14:18	13:22	0:56	Kickoff	NO 16	4	6	0	6	0	NO 22	Downs
10	9:33	5:38	3:55	Kickoff	NO 20	8	47	0	47	3	WAS 33	Interception
11	3:38	0:00	3:38	Punt	NO 43	7	37	0	37	3	WAS 23	End of Game

(223) Average NO 20

Washington Redskins

#	Time Recd	Time Lost	Time Poss	How Ball Obtained	Drive Began	# Play	Yds Gain	Yds Pen	Net Yds	1st Down	Last Scrm	How Given Up
1	15:00	8:14	6:46	Kickoff	WAS 4	10	98	-2	96	4	* NO 16	Touchdown
2	5:52	0:58	4:54	Kickoff	WAS 20	8	75	5	80	4	* NO 11	Touchdown
3	14:19	12:07	2:12	Punt	WAS 37	5	15	0	15	1	NO 48	Punt
4	10:44	9:52	0:52	Kickoff	WAS 20	2	80	0	80	1	WAS 22	Touchdown
5	7:12	3:18	3:54	Punt	WAS 16	7	62	5	67	3	* NO 17	Field Goal
6	1:42	0:00	1:42	Punt	WAS 31	8	64	0	64	4	* NO 5	Field Goal
7	8:53	4:38	4:15	Downs	WAS 31	8	47	0	47	2	NO 22	Field Goal
8	3:21	0:11	3:10	Punt	NO 44	6	44	0	44	3	* NO 8	Touchdown
9	13:22	9:33	3:49	Downs	NO 22	6	18	0	18	1	* NO 4	Field Goal
10	5:38	3:38	2:00	Interception	WAS 5	3	11	-5	6	0	WAS 11	Punt

(298) Average WAS 30

* inside opponent's 20

Time of Possession by Quarter

Visitor	Home	1st	2nd	3rd	4th	OT	Total
New Orleans Saints	Washington Redskins	3:20	6:20	7:35	9:11		26:26
Washington Redskins	New Orleans Saints	11:40	8:40	7:25	5:49		33:34

Kickoff Drive No.-Start Average

Saints: 9 - NO 18 Redskins: 3 - WAS 15

New Orleans Saints vs Washington Redskins
 11/15/2015 at FedExField

Final Defensive Statistics

New Orleans Saints	Regular Defensive Plays											Special Teams					Misc			
	TKL	AST	COMB	SK	/ YDS	TFL	Q	IN	PD	FF	FR	TKL	AST	FF	FR	BL	TKL	AST	FF	FR
J.Dunbar	5	3	8	0	0	1	0	0	0	0	0	0	0	0	0	0	0	0	0	0
S.Anthony	2	6	8	0	0	0	1	0	0	0	0	0	0	0	0	0	0	0	0	0
M.Mauti	4	3	7	0	0	0	0	0	0	0	0	0	0	0	0	0	0	0	0	0
K.Williams	3	3	6	0	0	0	0	0	0	1	0	0	0	0	0	0	0	0	0	0
J.Byrd	4	1	5	1	11	1	1	0	0	0	0	0	0	0	0	0	0	0	0	0
K.Vaccaro	3	2	5	0	0	0	0	0	0	0	0	0	0	0	0	0	0	0	0	0
J.Jenkins	3	2	5	0	0	0	0	0	0	0	0	0	0	0	0	0	0	0	0	0
B.Richardson	2	3	5	0	0	0	0	0	0	0	0	0	0	0	0	0	0	0	0	0
K.Wilson	4	0	4	0	0	0	0	0	1	0	0	0	0	0	0	0	0	0	0	0
D.Breaux	3	1	4	0	0	0	0	0	1	0	0	0	0	0	0	0	0	0	0	0
C.Jordan	2	2	4	0	0	0	2	0	0	0	0	0	0	0	0	0	0	0	0	0
B.Browner	1	2	3	0	0	0	0	0	0	0	0	0	0	0	0	0	0	0	0	0
K.Lewis	2	0	2	0	0	0	0	0	0	0	0	0	0	0	0	0	0	0	0	0
O.Gwacham	1	1	2	1.5	11	1	2	0	0	0	0	0	0	0	0	0	0	0	0	0
K.Edebali	1	0	1	0	0	0	0	0	0	0	0	0	0	0	0	0	0	0	0	0
T.Barnes	1	0	1	0	0	0	0	0	0	0	0	0	0	0	0	0	0	0	0	0
T.Davison	0	1	1	0.5	1	0	1	0	0	0	0	0	0	0	0	0	0	0	0	0
H.Kikaha	0	0	0	0	0	0	1	0	0	0	0	0	0	0	0	0	0	0	0	0
J.Sanford	0	0	0	0	0	0	0	0	0	0	0	2	0	0	0	0	0	0	0	0
J.Hill	0	0	0	0	0	0	0	0	0	0	0	1	1	0	0	0	0	0	0	0
B.Dixon	0	0	0	0	0	0	0	0	0	0	0	1	0	0	0	0	0	0	0	0
T.Morstead	0	0	0	0	0	0	0	0	0	0	0	1	0	0	0	0	0	0	0	0
T.Hightower	0	0	0	0	0	0	0	0	0	0	0	0	1	0	0	0	0	0	0	0
T.Graham	0	0	0	0	0	0	0	0	0	0	0	0	1	0	0	0	0	0	0	0
B.Watson	0	0	0	0	0	0	0	0	0	0	0	0	0	0	0	0	1	0	0	0
C.Spiller	0	0	0	0	0	0	0	0	0	0	0	0	0	0	0	0	0	0	0	1
Total	41	30	71	3	23	3	8	0	2	1	0	5	3	0	0	0	1	0	0	1

TKL = Tackle AST = Assist COMB = Combined QH=QB Hit IN = Interception PD = Pass Defense FF = Forced Fumble FR = Fumble Recovery

New Orleans Saints vs Washington Redskins
 11/15/2015 at FedExField

Final Defensive Statistics

Washington Redskins	Regular Defensive Plays											Special Teams					Misc			
	TKL	AST	COMB	SK	/ YDS	TFL	QH	IN	PD	FF	FR	TKL	AST	FF	FR	BL	TKL	AST	FF	FR
B.Breeland	6	3	9	0	0	1	0	0	0	1	0	0	0	0	0	0	0	0	0	0
W.Compton	2	6	8	0	0	0	0	0	1	0	0	0	0	0	0	0	0	0	0	0
P.Riley	4	2	6	0	0	0	0	1	2	0	0	0	0	0	0	0	0	0	0	0
D.Goldson	5	0	5	0	0	0	0	1	1	0	0	0	0	0	0	0	0	0	0	0
T.Murphy	1	4	5	0.5	4.5	0	1	0	0	0	0	0	0	0	0	0	0	0	0	0
C.Baker	0	4	4	0.5	4.5	0	2	0	0	0	0	0	0	0	0	0	0	0	0	0
K.Jarrett	3	0	3	0	0	0	0	0	0	0	0	0	0	0	0	0	0	0	0	0
D.Everett	2	1	3	0	0	0	0	0	0	0	0	2	0	0	0	0	0	0	0	0
S.Paea	1	2	3	1	8	1	1	0	0	0	0	0	0	0	0	0	0	0	0	0
C.Culliver	1	2	3	0	0	0	0	0	0	0	0	0	0	0	0	0	0	0	0	0
R.Jean Francois	1	1	2	0	0	1	1	0	0	0	0	0	0	0	0	0	0	0	0	0
W.Blackmon	1	1	2	0	0	0	0	0	0	0	0	0	0	0	0	0	0	0	0	0
R.Kerrigan	1	1	2	0	0	0	0	0	0	0	0	0	0	0	0	0	0	0	0	0
J.Hatcher	1	1	2	0	0	0	0	0	0	0	0	0	0	0	0	0	0	0	0	0
D.Hall	0	2	2	0	0	0	0	0	0	0	0	0	0	0	0	0	0	0	0	0
K.Golston	0	2	2	0	0	0	0	0	0	0	0	0	0	0	0	0	0	0	0	0
T.Knighton	1	0	1	0	0	1	0	0	0	0	0	0	0	0	0	0	0	0	0	0
M.Foster	0	1	1	0	0	0	0	0	0	0	0	0	0	0	0	0	0	0	0	0
P.Smith	0	1	1	0	0	0	0	0	0	0	0	0	0	0	0	0	0	0	0	0
D.Hopkins	0	0	0	0	0	0	0	0	0	0	0	1	0	0	0	0	0	0	0	0
H.Bates	0	0	0	0	0	0	0	0	0	0	0	1	0	0	0	0	0	0	0	0
D.Young	0	0	0	0	0	0	0	0	0	0	0	0	1	0	0	0	0	0	0	0
J.Crowder	0	0	0	0	0	0	0	0	0	0	0	0	0	0	1	0	0	0	0	0
K.Cousins	0	0	0	0	0	0	0	0	0	0	0	0	0	0	0	0	0	0	0	1
S.Long	0	0	0	0	0	0	0	0	0	0	0	0	0	0	0	0	0	0	0	1
Total	30	34	64	2	17	4	5	2	4	1	0	4	1	0	1	0	0	0	0	2

New Orleans Saints vs Washington Redskins

11/15/2015 at FedExField

First Half Summary

PERIOD SCORES

Saints	7 7 = 14
Redskins	14 13 = 27

TIME OF POSSESSION

Saints	9:40
Redskins	20:20

Scoring Plays

Team	Qtr	Time	Play Description (Extra Point) (Drive Info)	Visitor	Home
Redskins	1	8:14	J.Reed 16 yd. pass from K.Cousins (D.Hopkins kick) (10-96, 6:46)	0	7
Saints	1	5:52	B.Cooks 4 yd. pass from D.Brees (K.Forbath kick) (5-83, 2:22)	7	7
Redskins	1	0:58	J.Crowder 11 yd. pass from K.Cousins (D.Hopkins kick) (8-80, 4:54)	7	14
Saints	2	10:44	B.Cooks 60 yd. pass from D.Brees (K.Forbath kick) (3-83, 1:23)	14	14
Redskins	2	9:52	M.Jones 78 yd. pass from K.Cousins (D.Hopkins kick) (2-80, 0:52)	14	21
Redskins	2	3:18	D.Hopkins 35 yd. Field Goal (7-67, 3:54)	14	24
Redskins	2	0:00	D.Hopkins 23 yd. Field Goal (8-64, 1:42)	14	27

	New Orleans Saints	Washington Redskins
TOTAL FIRST DOWNS	6	17
First Downs Rushing-Passing-by Penalty	3 - 3 - 0	5 - 10 - 2
THIRD DOWN EFFICIENCY	1-4-25%	4-6-67%
TOTAL NET YARDS	190	394
Total Offensive Plays	18	38
NET YARDS RUSHING	102	122
NET YARDS PASSING	88	272
Gross Yards Passing	105	295
Times thrown-yards lost attempting to pass	2-17	3-23
Pass Attempts-Completions-Had Intercepted	9 - 7 - 0	20 - 17 - 0
Punts-Number and Average	3 - 50.7	1 - 31
Penalties-Number and Yards	5 - 30	4 - 21
Fumbles-Number and Lost	0 - 0	1 - 0
Red Zone Efficiency	1-1-100%	2-4-50%
Average Drive Start	NO 19	WAS 21

New Orleans Saints

Washington Redskins

RUSHING						RUSHING					
	ATT	YDS	AVG	LG	TD		ATT	YDS	AVG	LG	TD
M.Ingram	3	81	27.0	70	0	C.Thompson	2	54	27.0	38	0
B.Cooks	1	11	11.0	11	0	A.Morris	9	37	4.1	12	0
C.Spiller	3	10	3.3	7	0	M.Jones	4	31	7.8	20	0
Total	7	102	14.6	70	0	Total	15	122	8.1	38	0

PASSING										PASSING									
	ATT	CMP	YDS	SK/YD	TD	LG	IN	RT		ATT	CMP	YDS	SK/YD	TD	LG	IN	RT		
D.Brees	9	7	105	2/17	2	60	0	154.9	K.Cousins	20	17	295	3/23	3	78	0	158.3		
Total	9	7	105	2/17	2	60	0	154.9	Total	20	17	295	3/23	3	78	0	158.3		

PASS RECEIVING							PASS RECEIVING						
	TAR	REC	YDS	AVG	LG	TD		TAR	REC	YDS	AVG	LG	TD
B.Cooks	4	3	79	26.3	60	2	J.Crowder	5	4	60	15.0	31	1
M.Ingram	1	1	8	8.0	8	0	M.Jones	3	3	131	43.7	78	1
B.Watson	1	1	8	8.0	8	0	A.Morris	3	3	14	4.7	7	0
T.Graham	1	1	7	7.0	7	0	D.Jackson	4	2	44	22.0	42	0
C.Spiller	1	1	3	3.0	3	0	J.Reed	2	2	21	10.5	16	1
M.Colston	1	0	0	0.0	0	0	C.Thompson	1	1	23	23.0	23	0
							P.Garcon	1	1	3	3.0	3	0
							D.Young	1	1	-1	-1.0	-1	0
Total	9	7	105	15.0	60	2	Total	20	17	295	17.4	78	3

New Orleans Saints

Regular Defensive Plays

Special Teams

Misc

First Quarter

11/15/2015

Play By Play

NO wins the coin toss and elects to defer. WAS elects to Receive, and NO elects to defend the east goal.

K.Forbath kicks 65 yards from NO 35 to WAS 0. R.Ross to WAS 8 for 8 yards (J.Hill; T.Hightower).

PENALTY on WAS-R.Grant, Offensive Holding, 4 yards, enforced at WAS 8.

Washington Redskins at 15:00, (1st play from scrimmage 14:48)

1-10-WAS 4 (14:48) A.Morris right tackle to WAS 10 for 6 yards (J.Jenkins; B.Richardson).

PENALTY on WAS-M.Moses, Offensive Holding, 2 yards, enforced at WAS 4 - No Play.

1-12-WAS 2 (14:25) A.Morris right tackle to WAS 6 for 4 yards (S.Anthony; J.Dunbar).

2-8-WAS 6 (13:46) K.Cousins pass short middle to A.Morris to WAS 10 for 4 yards (M.Mauti) [H.Kikaha].

3-4-WAS 10 (13:05) (Shotgun) K.Cousins pass deep left to D.Jackson pushed ob at NO 48 for 42 yards (K.Lewis). P1

1-10-NO 48 (12:24) T.Compton reported in as eligible. A.Morris left guard to NO 36 for 12 yards (K.Vaccaro). R2

1-10-NO 36 (11:47) A.Morris right end to NO 32 for 4 yards (K.Williams).

2-6-NO 32 (11:09) (Shotgun) A.Morris right tackle to NO 28 for 4 yards (J.Jenkins, K.Williams).

3-2-NO 28 (10:28) (Shotgun) K.Cousins pass short left to P.Garcon to NO 25 for 3 yards (K.Wilson). P3

1-10-NO 25 (9:50) K.Cousins pass short middle to A.Morris to NO 18 for 7 yards (J.Dunbar; C.Jordan).

2-3-NO 18 (9:11) A.Morris up the middle to NO 16 for 2 yards (S.Anthony; C.Jordan).

3-1-NO 16 (8:32) K.Cousins pass short right to J.Reed for 16 yards, TOUCHDOWN. P4

D.Hopkins extra point is GOOD, Center-N.Sundberg, Holder-T.Way.

NO 0 WAS 7, 10 plays, 96 yards, 6:46 drive, 6:46 elapsed

D.Hopkins kicks 64 yards from WAS 35 to NO 1. C.Spiller pushed ob at NO 17 for 16 yards (D.Everett).

New Orleans Saints at 8:14, (1st play from scrimmage 8:10)

1-10-NO 17 (8:10) D.Brees pass short right to B.Watson pushed ob at NO 25 for 8 yards (P.Riley).

2-2-NO 25 (7:30) (Shotgun) D.Brees pass incomplete short middle to M.Colston (P.Riley).

3-2-NO 25 (7:26) M.Ingram right end pushed ob at WAS 5 for 70 yards (W.Blackmon). R1

1-5-WAS 5 (6:40) (Shotgun) C.Spiller right guard to WAS 4 for 1 yard (P.Riley; T.Murphy).

2-4-WAS 4 (5:56) D.Brees pass short right to B.Cooks for 4 yards, TOUCHDOWN. P2

K.Forbath extra point is GOOD, Center-J.Drescher, Holder-T.Morstead.

NO 7 WAS 7, 5 plays, 83 yards, 2:22 drive, 9:08 elapsed

K.Forbath kicks 66 yards from NO 35 to WAS -1. R.Ross to WAS 20 for 21 yards (J.Sanford, T.Graham).

Washington Redskins at 5:52, (1st play from scrimmage 5:46)

1-10-WAS 20 (5:46) K.Cousins pass short right to D.Young to WAS 19 for -1 yards (J.Dunbar).

2-11-WAS 19 (5:05) (Shotgun) M.Jones right end to WAS 23 for 4 yards (K.Vaccaro; M.Mauti).

3-7-WAS 23 (4:25) (Shotgun) PENALTY on NO-H.Kikaha, Neutral Zone Infraction, 5 yards, enforced at WAS 23 - No Play.

3-2-WAS 28 (4:00) M.Jones left end to WAS 48 for 20 yards (K.Edebali). R5

1-10-WAS 48 (3:30) K.Cousins pass short right to J.Reed pushed ob at NO 47 for 5 yards (J.Dunbar).

2-5-NO 47 (3:02) A.Morris up the middle to NO 41 for 6 yards (M.Mauti, B.Browner). R6

1-10-NO 41 (2:26) A.Morris up the middle to NO 40 for 1 yard (C.Jordan, J.Jenkins).

2-9-NO 40 (1:49) (Shotgun) K.Cousins pass short right to M.Jones to NO 11 for 29 yards (D.Breaux). P7

1-10-NO 11 (1:02) (Shotgun) K.Cousins pass short middle to J.Crowder for 11 yards, TOUCHDOWN. P8

D.Hopkins extra point is GOOD, Center-N.Sundberg, Holder-T.Way.

NO 7 WAS 14, 8 plays, 80 yards, 1 penalty, 4:54 drive, 14:02 elapsed

D.Hopkins kicks 65 yards from WAS 35 to end zone, Touchback.

New Orleans Saints at 0:58

1-10-NO 20 (:58) M.Ingram right guard to NO 19 for -1 yards (T.Knighton).

2-11-NO 19 (:22) (Shotgun) D.Brees pass short right to C.Spiller to NO 22 for 3 yards (R.Kerrigan).

END OF QUARTER

	Score	Time Poss	First Downs				Efficiencies	
			R	P	X	T	3 Down	4 Down
New Orleans Saints	7	3:20	1	1	0	2	1/1	0/0
Washington Redskins	14	11:40	3	5	0	8	4/4	0/0

Second Quarter

11/15/2015

Play By Play

New Orleans Saints continued.

- 3-8-NO 22 (15:00) (Shotgun) D.Brees sacked at NO 14 for -8 yards (S.Paea).
 4-16-NO 14 (14:28) T.Morstead punts 50 yards to WAS 36, Center-J.Drescher. J.Crowder MUFFS catch, and recovers at WAS 36. J.Crowder to WAS 37 for 1 yard (B.Dixon).

Washington Redskins at 14:19

- 1-10-WAS 37 (14:19) A.Morris left end to WAS 37 for no gain (B.Richardson).
 2-10-WAS 37 (13:41) (Shotgun) K.Cousins pass short left to J.Crowder to WAS 48 for 11 yards (S.Anthony). P9
1-10-WAS 48 (13:02) A.Morris up the middle to NO 48 for 4 yards (J.Jenkins).
 2-6-NO 48 (12:24) (Shotgun) K.Cousins pass incomplete short right to D.Jackson (D.Breaux).
 3-6-NO 48 (12:19) (Shotgun) K.Cousins pass incomplete short right to J.Crowder (K.Wilson).
 4-6-NO 48 (12:14) T.Way punts 31 yards to NO 17, Center-N.Sundberg, fair catch by J.Byrd.

New Orleans Saints at 12:07

- 1-10-NO 17 (12:07) M.Ingram up the middle to NO 29 for 12 yards (B.Breeland). R3
1-10-NO 29 (11:30) B.Cooks left end to NO 40 for 11 yards (K.Jarrett). R4
1-10-NO 40 (10:52) D.Brees pass deep middle to B.Cooks for 60 yards, TOUCHDOWN. P5
 K.Forbath extra point is GOOD, Center-J.Drescher, Holder-T.Morstead.

NO 14 WAS 14, 3 plays, 83 yards, 1:23 drive, 4:16 elapsed

K.Forbath kicks 65 yards from NO 35 to end zone, Touchback.

Washington Redskins at 10:44

- 1-10-WAS 20 (10:44) M.Jones up the middle to WAS 22 for 2 yards (T.Barnes).
 2-8-WAS 22 (10:08) K.Cousins pass short right to M.Jones for 78 yards, TOUCHDOWN. P10
 D.Hopkins extra point is GOOD, Center-N.Sundberg, Holder-T.Way.

NO 14 WAS 21, 2 plays, 80 yards, 0:52 drive, 5:08 elapsed

D.Hopkins kicks 65 yards from WAS 35 to end zone, Touchback.

New Orleans Saints at 9:52

- 1-10-NO 20 (9:52) PENALTY on NO-T.Armstead, False Start, 5 yards, enforced at NO 20 - No Play.
 1-15-NO 15 (9:52) D.Brees pass short left to B.Cooks to NO 30 for 15 yards (W.Compton). P6
1-10-NO 30 (9:15) D.Brees sacked at NO 21 for -9 yards (sack split by T.Murphy and C.Baker).
 Timeout #1 by WAS at 08:32.
 2-19-NO 21 (8:32) (Shotgun) C.Spiller up the middle to NO 28 for 7 yards (D.Goldson).
 3-12-NO 28 (8:00) (Shotgun) D.Brees pass short right to T.Graham to NO 35 for 7 yards (D.Goldson).
 4-5-NO 35 (7:28) T.Morstead punts 48 yards to WAS 17, Center-J.Drescher. J.Crowder to WAS 36 for 19 yards (T.Morstead).
 PENALTY on WAS-T.Robinson, Offensive Holding, 10 yards, enforced at WAS 26.

Washington Redskins at 7:12

- 1-10-WAS 16 (7:12) K.Cousins pass short right to A.Morris to WAS 19 for 3 yards (J.Dunbar).
 2-7-WAS 19 (6:30) (Shotgun) K.Cousins pass short right to M.Jones to WAS 43 for 24 yards (J.Byrd, K.Williams). P11
1-10-WAS 43 (5:45) C.Thompson left tackle pushed ob at NO 19 for 38 yards (J.Byrd). R12
1-10-NO 19 (5:05) K.Cousins pass short middle intended for J.Crowder INTERCEPTED by S.Anthony (J.Dunbar) at NO 15. S.Anthony to NO 17 for 2 yards (B.Scherff). X13
 PENALTY on NO-C.Jordan, Defensive Holding, 5 yards, enforced at NO 19 - No Play.
1-10-NO 14 (4:57) M.Jones left end to NO 9 for 5 yards (K.Vaccaro).
 2-5-NO 9 (4:26) K.Cousins pass short left to D.Jackson to NO 7 for 2 yards (K.Lewis). NO-K.Lewis was injured during the play. He is Out.
 3-3-NO 7 (4:08) (Shotgun) K.Cousins sacked at NO 17 for -10 yards (O.Gwacham).
 4-13-NO 17 (3:23) D.Hopkins 35 yard field goal is GOOD, Center-N.Sundberg, Holder-T.Way.

NO 14 WAS 24, 7 plays, 67 yards, 1 penalty, 3:54 drive, 11:42 elapsed

D.Hopkins kicks 65 yards from WAS 35 to end zone, Touchback.

New Orleans Saints at 3:18

- 1-10-NO 20 (3:18) C.Spiller right end to NO 22 for 2 yards (B.Breeland).
 2-8-NO 22 (2:43) (No Huddle, Shotgun) D.Brees pass short right to M.Ingram pushed ob at NO 24 for 2 yards (B.Breeland).
 PENALTY on NO-B.Watson, Offensive Pass Interference, 10 yards, enforced at NO 22 - No Play.
 2-18-NO 12 (2:15) (Shotgun) D.Brees pass short right to M.Ingram to NO 20 for 8 yards (D.Hall; B.Breeland).

Two-Minute Warning

New Orleans Saints vs Washington Redskins at FedExField

3-10-NO 20 (2:00) (Shotgun) D.Brees pass incomplete short left to B.Cooks.
 4-10-NO 20 (1:53) T.Morstead punts 54 yards to WAS 26, Center-J.Drescher. J.Crowder to WAS 31 for 5 yards (J.Sanford).

Washington Redskins at 1:42

1-10-WAS 31 (1:42) (Shotgun) K.Cousins pass short middle to J.Crowder to WAS 38 for 7 yards (K.Wilson).
 2-3-WAS 38 (1:15) (No Huddle, Shotgun) K.Cousins sacked at WAS 36 for -2 yards (sack split by O.Gwacham and T.Davison).
 Timeout #1 by NO at 01:02.

3-5-WAS 36 (1:02) (Shotgun) K.Cousins pass incomplete short middle to P.Garcon (D.Breaux).
 PENALTY on NO-K.Wilson, Defensive Holding, 5 yards, enforced at WAS 36 - No Play.

X14

1-10-WAS 41 (:58) (Shotgun) K.Cousins pass short middle to C.Thompson to NO 36 for 23 yards (D.Breaux).

P15

1-10-NO 36 (:49) (Shotgun) K.Cousins sacked at NO 47 for -11 yards (J.Byrd).
 Timeout #2 by WAS at 00:43.

2-21-NO 47 (:43) (Shotgun) K.Cousins pass short left to J.Crowder to NO 16 for 31 yards (J.Byrd).

P16

1-10-NO 16 (:16) (No Huddle, Shotgun) K.Cousins pass incomplete deep left to D.Jackson.

2-10-NO 16 (:12) PENALTY on WAS-Trent.Williams, False Start, 5 yards, enforced at NO 16 - No Play.

2-15-NO 21 (:12) (Shotgun) C.Thompson left tackle to NO 5 for 16 yards (K.Wilson).

R17

Timeout #3 by WAS at 00:04.

1-5-NO 5 (:04) D.Hopkins 23 yard field goal is GOOD, Center-N.Sundberg, Holder-T.Way.

NO 14 WAS 27, 8 plays, 64 yards, 1 penalty, 1:42 drive, 15:00 elapsed

END OF QUARTER

	Score	Time Poss	First Downs				Efficiencies	
			R	P	X	T	3 Down	4 Down
New Orleans Saints	14	6:20	2	2	0	4	0/3	0/0
Washington Redskins	27	8:40	2	5	2	9	0/2	0/0

Third Quarter

11/15/2015

Play By Play

NO elects to Receive, and WAS elects to defend the East goal.

D.Hopkins kicks 65 yards from WAS 35 to end zone, Touchback.

New Orleans Saints at 15:00

- 1-10-NO 20 (15:00) (Shotgun) C.Spiller right end to NO 26 for 6 yards (B.Breeland). FUMBLES (B.Breeland), and recovers at NO 26. C.Spiller to NO 26 for no gain (B.Breeland).
- 2-4-NO 26 (14:22) D.Brees pass short right to C.Spiller to NO 33 for 7 yards (T.Murphy; W.Compton). P7
- 1-10-NO 33 (13:52) C.Spiller right tackle to NO 34 for 1 yard (C.Baker; B.Breeland).
- 2-9-NO 34 (13:10) (Shotgun) D.Brees pass short middle to B.Watson to NO 41 for 7 yards (P.Riley).
- 3-2-NO 41 (12:34) (Shotgun) D.Brees pass short right to B.Watson pushed ob at NO 45 for 4 yards (K.Jarrett). P8
- 1-10-NO 45 (12:04) T.Hightower right end to NO 46 for 1 yard (W.Compton; J.Hatcher).
- 2-9-NO 46 (11:27) (Shotgun) D.Brees pass short left to B.Coleman pushed ob at WAS 40 for 14 yards (C.Culliver). P9
- 1-10-WAS 40 (10:55) T.Hightower right guard to WAS 34 for 6 yards (S.Paea; P.Riley).
- 2-4-WAS 34 (10:15) (Shotgun) D.Brees pass short right to M.Colston pushed ob at WAS 31 for 3 yards (B.Breeland).
- 3-1-WAS 31 (9:42) T.Hightower right guard to WAS 31 for no gain (T.Murphy; W.Compton).
- 4-1-WAS 31 (8:59) C.Spiller right guard to WAS 31 for no gain (C.Baker; K.Golston).

Washington Redskins at 8:53

- 1-10-WAS 31 (8:53) 68-Compton reported in as eligible A.Morris left end to NO 41 for 28 yards (M.Mauti). R18
- 1-10-NO 41 (8:10) A.Morris right end to NO 38 for 3 yards (J.Jenkins, S.Anthony).
- 2-7-NO 38 (7:30) (Shotgun) M.Jones right tackle to NO 32 for 6 yards (B.Richardson).
- 3-1-NO 32 (6:48) T.Compton reported in as eligible. M.Jones left guard to NO 31 for 1 yard (J.Dunbar; K.Vaccaro). R19
- 1-10-NO 31 (6:04) A.Morris left end to NO 29 for 2 yards (J.Dunbar, B.Browner).
- 2-8-NO 29 (5:27) (Shotgun) K.Cousins pass short right to P.Garcon pushed ob at NO 22 for 7 yards (K.Wilson).
- 3-1-NO 22 (4:52) (Shotgun) K.Cousins pass incomplete deep left to D.Jackson [C.Jordan].
- 4-1-NO 22 (4:43) D.Hopkins 40 yard field goal is GOOD, Center-N.Sundberg, Holder-T.Way.

NO 14 WAS 30, 8 plays, 47 yards, 4:15 drive, 10:22 elapsed

D.Hopkins kicks 65 yards from WAS 35 to end zone, Touchback.

New Orleans Saints at 4:38

- 1-10-NO 20 (4:38) D.Brees pass incomplete deep left to B.Cooks [R.Jean Francois].
- 2-10-NO 20 (4:32) (Shotgun) D.Brees pass short left to W.Snead to NO 29 for 9 yards (C.Culliver).
PENALTY on NO-Z.Strief, Offensive Holding, 10 yards, enforced at NO 20 - No Play.
- 2-20-NO 10 (4:07) (Shotgun) D.Brees pass short middle to B.Cooks to NO 18 for 8 yards (D.Goldson).
- 3-12-NO 18 (3:34) (Shotgun) D.Brees pass incomplete short left to W.Snead.
- 4-12-NO 18 (3:31) T.Morstead punts 37 yards to WAS 45, Center-J.Drescher. J.Crowder to NO 44 for 11 yards (J.Hill).

Washington Redskins at 3:21

- 1-10-NO 44 (3:21) T.Compton reported in as eligible. A.Morris left end to NO 42 for 2 yards (S.Anthony, M.Mauti).
- 2-8-NO 42 (2:41) A.Morris right end to NO 28 for 14 yards (S.Anthony; J.Jenkins). R20
- 1-10-NO 28 (1:51) (Shotgun) K.Cousins pass short left to D.Carrier to NO 14 for 14 yards (B.Browner). P21
- 1-10-NO 14 (1:04) (Shotgun) K.Cousins pass incomplete short left to J.Reed [C.Jordan].
- 2-10-NO 14 (:59) A.Morris right tackle to NO 8 for 6 yards (K.Vaccaro, D.Breaux).
- 3-4-NO 8 (:15) (Shotgun) K.Cousins pass short middle to J.Reed for 8 yards, TOUCHDOWN [S.Anthony]. P22
D.Hopkins extra point is GOOD, Center-N.Sundberg, Holder-T.Way.

NO 14 WAS 37, 6 plays, 44 yards, 3:10 drive, 14:49 elapsed

D.Hopkins kicks 67 yards from WAS 35 to NO -2. C.Spiller to NO 28 for 30 yards (D.Hopkins, D.Young).

PENALTY on NO-J.Dunbar, Offensive Holding, 10 yards, enforced at NO 20.

New Orleans Saints at 0:11, (1st play from scrimmage 0:04)

- 1-10-NO 10 (:04) (Shotgun) D.Brees pass short right to M.Ingram to NO 22 for 12 yards (J.Hatcher). P10

END OF QUARTER

	Score	Time Poss	First Downs				Efficiencies	
			R	P	X	T	3 Down	4 Down
New Orleans Saints	14	7:35	0	4	0	4	1/3	0/1
Washington Redskins	37	7:25	3	2	0	5	2/3	0/0

Fourth Quarter

11/15/2015

Play By Play

New Orleans Saints continued.

- 1-10-NO 22 (15:00) (Shotgun) D.Brees pass incomplete short left to B.Watson.
 2-10-NO 22 (14:53) (Shotgun) D.Brees pass short right to M.Ingram pushed ob at NO 23 for 1 yard (D.Goldson) [C.Baker].
 3-9-NO 23 (14:28) (Shotgun) D.Brees pass short left intended for M.Colston INTERCEPTED by D.Goldson at NO 35. D.Goldson for 35 yards, TOUCHDOWN.

Washington Redskins at 14:18

D.Hopkins extra point is GOOD, Center-N.Sundberg, Holder-T.Way.

NO 14 WAS 44, 0 plays, 35 yards, 0:00 drive , 0:42 elapsed

D.Hopkins kicks 70 yards from WAS 35 to NO -5. C.Spiller to NO 16 for 21 yards (H.Bates).

New Orleans Saints at 14:18, (1st play from scrimmage 14:12)

- 1-10-NO 16 (14:12) (Shotgun) D.Brees pass short middle to M.Colston to NO 25 for 9 yards (P.Riley, W.Compton).
 2-1-NO 25 (13:55) (No Huddle, Shotgun) M.Ingram right guard to NO 22 for -3 yards (R.Jean Francois).
 3-4-NO 22 (13:34) (No Huddle, Shotgun) D.Brees pass incomplete short left to B.Cooks.
 4-4-NO 22 (13:28) (No Huddle, Shotgun) D.Brees pass incomplete short middle to M.Ingram (W.Compton).

Washington Redskins at 13:22

- 1-10-NO 22 (13:22) M.Jones right tackle to NO 20 for 2 yards (S.Anthony; K.Williams).
 2-8-NO 20 (12:36) M.Jones right tackle to NO 11 for 9 yards (D.Breaux). R23
1-10-NO 11 (11:52) (Shotgun) M.Jones right tackle to NO 10 for 1 yard (C.Jordan, B.Richardson).
 2-9-NO 10 (11:34) (Shotgun) M.Jones right guard to NO 6 for 4 yards (S.Anthony; B.Richardson).
 3-5-NO 6 (10:23) (Shotgun) M.Jones left guard to NO 4 for 2 yards (K.Williams, J.Byrd). Cousins fumbled the snap.
 Timeout #1 by WAS at 09:38.
 4-3-NO 4 (9:38) D.Hopkins 22 yard field goal is GOOD, Center-N.Sundberg, Holder-T.Way.

NO 14 WAS 47, 6 plays, 18 yards, 3:49 drive, 5:27 elapsed

D.Hopkins kicks 65 yards from WAS 35 to end zone, Touchback.

New Orleans Saints at 9:33

- 1-10-NO 20 (9:33) M.Ingram right end to NO 19 for -1 yards (B.Breeland). WAS-W.Compton was injured during the play.
 2-11-NO 19 (9:10) C.Spiller up the middle to NO 20 for 1 yard (R.Kerrigan; C.Baker).
 3-10-NO 20 (8:37) (Shotgun) D.Brees pass short left to T.Graham to NO 38 for 18 yards (W.Blackmon; M.Foster). P11
1-10-NO 38 (8:02) T.Hightower left guard to NO 40 for 2 yards (W.Compton; K.Golston).
 2-8-NO 40 (7:30) D.Brees pass short left to B.Cooks to WAS 49 for 11 yards (D.Goldson, C.Culliver). P12
1-10-WAS 49 (6:51) C.Spiller left guard to WAS 43 for 6 yards (W.Compton; B.Breeland).
 2-4-WAS 43 (6:17) D.Brees pass short left to M.Colston to WAS 33 for 10 yards (P.Riley, C.Culliver). P13
1-10-WAS 33 (5:45) D.Brees pass deep left intended for B.Watson INTERCEPTED by P.Riley at WAS 5. P.Riley to WAS 5 for no gain (B.Watson).
 Penalty on NO-B.Watson, Offensive Pass Interference, declined.
 The Replay Official reviewed the incomplete pass ruling, and the play was Upheld. The ruling on the field stands.

Washington Redskins at 5:38

- 1-10-WAS 5 (5:38) T.Compton reported in as eligible. D.Young right tackle to WAS 10 for 5 yards (M.Mauti).
 2-5-WAS 10 (4:54) D.Young right end to WAS 12 for 2 yards (J.Dunbar).
 3-3-WAS 12 (4:48) PENALTY on WAS-C.McCoy, Delay of Game, 5 yards, enforced at WAS 12 - No Play.
 3-8-WAS 7 (4:48) D.Young left guard to WAS 7 for no gain (K.Williams). FUMBLES (K.Williams), recovered by WAS-S.Long at WAS 7. S.Long to WAS 11 for 4 yards (M.Mauti; B.Richardson).
 4-4-WAS 11 (3:48) T.Way punts 56 yards to NO 33, Center-N.Sundberg. M.Murphy to NO 43 for 10 yards (D.Everett).

New Orleans Saints at 3:38

- 1-10-NO 43 (3:38) T.Hightower right tackle to WAS 48 for 9 yards (K.Jarrett, D.Everett).
 2-1-WAS 48 (3:03) T.Hightower right end to WAS 44 for 4 yards (T.Murphy). R14
1-10-WAS 44 (2:32) T.Hightower up the middle to WAS 36 for 8 yards (W.Compton).
 2-2-WAS 36 (2:02) T.Hightower left guard to WAS 35 for 1 yard (R.Jean Francois; S.Paea).

Two-Minute Warning

- 3-1-WAS 35 (1:55) T.Hightower left end to WAS 32 for 3 yards (D.Everett). R15
1-10-WAS 32 (1:16) T.Hightower right guard to WAS 23 for 9 yards (P.Smith; D.Hall).
 2-1-WAS 23 (:41) T.Hightower left end to WAS 20 for 3 yards (D.Everett). R16

New Orleans Saints vs Washington Redskins at FedExField

END OF QUARTER

	Score	Time Poss	First Downs				Efficiencies	
			R	P	X	T	3 Down	4 Down
New Orleans Saints	14	9:11	3	3	0	6	2/4	0/1
Washington Redskins	47	5:49	1	0	0	1	0/2	0/0

Miscellaneous Statistics Report

New Orleans Saints vs Washington Redskins
11/15/2015 at FedExField

Ten Longest Plays for New Orleans Saints

Yards	Qtr	Play Start	Play Description
70	1	3-2-NO 25	(7:26) M.Ingram right end pushed ob at WAS 5 for 70 yards (W.Blackmon).
60	2	1-10-NO 40	(10:52) D.Brees pass deep middle to B.Cooks for 60 yards, TOUCHDOWN.
18	4	3-10-NO 20	(8:37) (Shotgun) D.Brees pass short left to T.Graham to NO 38 for 18 yards (W.Blackmon; M.Foster).
15	2	1-15-NO 15	(9:52) D.Brees pass short left to B.Cooks to NO 30 for 15 yards (W.Compton).
14	3	2-9-NO 46	(11:27) (Shotgun) D.Brees pass short left to B.Coleman pushed ob at WAS 40 for 14 yards (C.Culliver).
12	2	1-10-NO 17	(12:07) M.Ingram up the middle to NO 29 for 12 yards (B.Breeland).
12	3	1-10-NO 10	(:04) (Shotgun) D.Brees pass short right to M.Ingram to NO 22 for 12 yards (J.Hatcher).
11	2	1-10-NO 29	(11:30) B.Cooks left end to NO 40 for 11 yards (K.Jarrett).
11	4	2-8-NO 40	(7:30) D.Brees pass short left to B.Cooks to WAS 49 for 11 yards (D.Goldson, C.Culliver).
10	4	2-4-WAS 43	(6:17) D.Brees pass short left to M.Colston to WAS 33 for 10 yards (P.Riley, C.Culliver).

Ten Longest Plays for Washington Redskins

Yards	Qtr	Play Start	Play Description
78	2	2-8-WAS 22	(10:08) K.Cousins pass short right to M.Jones for 78 yards, TOUCHDOWN.
42	1	3-4-WAS 10	(13:05) (Shotgun) K.Cousins pass deep left to D.Jackson pushed ob at NO 48 for 42 yards (K.Lewis).
38	2	1-10-WAS 43	(5:45) C.Thompson left tackle pushed ob at NO 19 for 38 yards (J.Byrd).
31	2	2-21-NO 47	(:43) (Shotgun) K.Cousins pass short left to J.Crowder to NO 16 for 31 yards (J.Byrd).
29	1	2-9-NO 40	(1:49) (Shotgun) K.Cousins pass short right to M.Jones to NO 11 for 29 yards (D.Breaux).
28	3	1-10-WAS 31	(8:53) 68-Compton reported in as eligible A.Morris left end to NO 41 for 28 yards (M.Mauti).
24	2	2-7-WAS 19	(6:30) (Shotgun) K.Cousins pass short right to M.Jones to WAS 43 for 24 yards (J.Byrd, K.Williams).
23	2	1-10-WAS 41	(:58) (Shotgun) K.Cousins pass short middle to C.Thompson to NO 36 for 23 yards (D.Breaux).
20	1	3-2-WAS 28	(4:00) M.Jones left end to WAS 48 for 20 yards (K.Edebali).
16	1	3-1-NO 16	(8:32) K.Cousins pass short right to J.Reed for 16 yards, TOUCHDOWN.

Touchdown Scoring Information

		Offense	Defense	Special Teams
VISITOR	New Orleans Saints	2	0	0
HOME	Washington Redskins	4	1	0

Player Scoring Information

Club	Player	TD	Rush TD	Rec TD	KO TD	Punt TD	Int TD	Fum TD	Misc TD	FG	XP	2Pt Rush	2Pt Rec	Sfty	Points
NO	B.Cooks	0	0	2	0	0	0	0	0	0	0	0	0	0	12
NO	K.Forbath	0	0	0	0	0	0	0	0	0	2	0	0	0	2
WAS	D.Hopkins	0	0	0	0	0	0	0	0	4	5	0	0	0	17
WAS	J.Reed	0	0	2	0	0	0	0	0	0	0	0	0	0	12
WAS	J.Crowder	0	0	1	0	0	0	0	0	0	0	0	0	0	6
WAS	M.Jones	0	0	1	0	0	0	0	0	0	0	0	0	0	6
WAS	D.Goldson	0	0	0	0	0	1	0	0	0	0	0	0	0	6

Possession Detail

	First Half		Second Half		Game	
	Visitor	Home	Visitor	Home	Visitor	Home
Largest Lead	0	13	0	33	0	33
Drives Leading	0	3	0	4	0	7
Time of Possession Leading	0:00	7:48	0:00	13:14	0:00	21:02
Largest Deficit	-13	0	-33	0	-33	0
Drives Trailing	5	0	6	0	11	0
Time of Possession Trailing	9:40	0:00	16:46	0:00	26:26	0:00
Times Score Tied Up		2		0		2
Lead Changes		3		0		3

Playtime Percentage

Percent of playtime per player on offense, defense and special teams

New Orleans Saints					Washington Redskins								
		Offense	Defense	Special Teams			Offense	Defense	Special Teams				
J Evans	G	57	100%	2	7%	M Moses	T	62	100%	9	31%		
Z Strief	T	57	100%	2	7%	S Long	G	62	100%	9	31%		
D Brees	QB	57	100%			B Scherff	G	62	100%	9	31%		
M Unger	C	57	100%			T Williams	T	59	95%	9	31%		
B Cooks	WR	51	89%			J LeRibeus	C	59	95%				
B Watson	TE	49	86%	2	7%	K Cousins	QB	59	95%				
T Armstead	T	42	74%			J Reed	TE	48	77%				
M Colston	WR	40	70%			J Crowder	WR	46	74%	4	14%		
W Snead	WR	38	67%	2	7%	P Garcon	WR	45	73%				
T Lelito	G	30	53%	2	7%	D Carrier	TE	37	60%	9	31%		
S Kelemete	C	27	47%	2	7%	D Jackson	WR	31	50%				
M Hoomanawanui	TE	26	46%	11	38%	A Morris	RB	26	42%				
M Ingram	RB	23	40%			M Jones	RB	23	37%				
J Hill	TE	19	33%	18	62%	R Grant	WR	19	31%	3	10%		
C Spiller	RB	18	32%	9	31%	T Compton	T	12	19%	10	34%		
T Hightower	RB	16	28%	5	17%	C Thompson	RB	10	16%	7	24%		
A Peat	T	15	26%	2	7%	D Young	FB	8	13%	18	62%		
T Graham	WR	4	7%	7	24%	R Ross	WR	5	8%	12	41%		
B Coleman	WR	1	2%	13	45%	T Nsekhe	T	3	5%	2	7%		
S Anthony	LB		62	100%	13	45%	C McCoy	QB	3	5%			
K Vaccaro	SS		62	100%	12	41%	B De La Puente	C	3	5%			
J Byrd	FS		62	100%	1	3%	W Compton	LB		55	96%	4	14%
B Browner	CB		61	98%			D Goldson	FS		50	88%	7	24%
D Breaux	CB		54	87%	8	28%	B Breeland	CB		50	88%	6	21%
C Jordan	DE		50	81%	9	31%	C Culliver	CB		50	88%		
J Jenkins	DT		39	63%	9	31%	R Kerrigan	LB		44	77%	2	7%
B Richardson	DE		39	63%	9	31%	P Riley	LB		40	70%		
K Williams	DT		38	61%	9	31%	W Blackmon	CB		37	65%	13	45%
M Mauti	LB		38	61%	8	28%	K Jarrett	FS		37	65%	6	21%
J Dunbar	LB		33	53%	9	31%	T Murphy	LB		34	60%	11	38%
K Wilson	CB		32	52%	14	48%	P Smith	LB		32	56%	9	31%
T Davison	DT		25	40%	18	62%	C Baker	DE		31	54%		
K Edebali	LB		23	37%	18	62%	R Jean Francois	DE		27	47%	2	7%
K Lewis	CB		15	24%			J Hatcher	DE		27	47%	2	7%
O Gwacham	DE		14	23%	18	62%	S Paea	DE		26	46%		
B Dixon	CB		13	21%	10	34%	J Johnson	SS		20	35%	16	55%
T Barnes	DE		12	19%			K Golston	NT		19	33%	14	48%
H Kikaha	LB		9	15%			D Hall	CB		17	30%	4	14%
J Sanford	SS		1	2%	27	93%	T Knighton	NT		11	19%	9	31%
J Anderson	LB				12	41%	M Foster	LB		8	14%	18	62%
M McGlynn	G				11	38%	D Everett	CB		7	12%	18	62%
M Murphy	RB				10	34%	H Bates	LB		5	9%	17	59%
T Morstead	P				6	21%	T Robinson	FS			20	69%	
J Drescher	LS				6	21%	D Hopkins	K			18	62%	
K Forbath	K				5	17%							

T Way	P	11	38%
N Sundberg	LS	11	38%

National Football League Game Summary

NFL Copyright © 2015 by The National Football League. All rights reserved. This summary and play-by-play is for the express purpose of assisting media in their coverage of the game; any other use of this material is prohibited without the written permission of the National Football League. Updated: 11/26/2015

Date: Sunday, 11/22/2015

Washington Redskins at Carolina Panthers

Start Time: 1:02 PM EST

at Bank of America Stadium, Charlotte, North Carolina

Game Day Weather

Game Weather: Mostly Sunny
Played Outdoors on Turf: Natural Grass

Temp: 50° F (10.0° C) Humidity: 63%, Wind: North 8 mph
Wind Chill: 47

Officials

Referee: Boger, Jerome (23) Umpire: Hall, Richard (49) Head Linesman: McGrath, John (5)
Line Judge: Seeman, Jeff (45) Side Judge: Coleman IV, Walt (87) Field Judge: Meslow, David (118)
Back Judge: Steratore, Tony (112) Replay Official: Madsen, Carl ()

Lineups

Washington Redskins				Carolina Panthers			
Offense		Defense		Offense		Defense	
WR 11	D.Jackson	LDE 92	C.Baker	WR 19	T.Ginn	LDE 94	K.Ealy
LT 71	Trent.Williams	NT 98	T.Knighton	LT 73	M.Oher	LDT 98	S.Lotulelei
LG 61	S.Long	RDE 97	J.Hatcher	LG 66	A.Silatolu	RDT 99	K.Short
C 67	J.LeRibeus	SLB 93	T.Murphy	C 67	R.Kalil	RDE 69	J.Allen
RG 75	B.Scherff	MIKE 51	W.Compton	RG 70	T.Turner	CB 42	C.Jones
RT 76	M.Moses	MO 56	P.Riley	RT 74	M.Remmers	MLB 59	L.Kuechly
WR 89	D.Carrier	WLB 91	R.Kerrigan	TE 88	G.Olsen	WLB 58	T.Davis
WR 88	P.Garcon	CB 26	B.Breeland	WR 17	D.Funchess	LCB 25	B.Benwikere
WR 80	J.Crowder	CB 29	C.Culliver	QB 1	C.Newton	RCB 24	J.Norman
QB 8	K.Cousins	SS 20	J.Johnson	TE 84	E.Dickson	SS 41	R.Harper
RB 46	A.Morris	FS 38	D.Goldson	RB 28	J.Stewart	FS 20	K.Coleman

Substitutions

K 3 D.Hopkins, P 5 T.Way, WR 12 A.Roberts, WR 14 R.Grant, CB 22 D.Everett, CB 23 D.Hall, RB 25 C.Thompson, S 30 K.Jarrett, RB 31 M.Jones, FB 36 D.Young, CB 41 W.Blackmon, CB 47 Q.Dunbar, LB 54 M.Foster, LS 57 N.Sundberg, DE 64 K.Golston, T 68 T.Compton, T 79 T.Nsekhe, TE 86 J.Reed, DE 90 S.Paea, LB 94 P.Smith, LB 96 H.Bates, DE 99 R.Jean Francois

Substitutions

QB 3 D.Anderson, P 8 B.Nortman, K 9 G.Gano, WR 11 B.Bersin, QB 14 J.Webb, CB 21 T.Williams, S 29 D.Marlowe, S 33 T.Boston, FB 35 M.Tolbert, RB 43 F.Whittaker, LS 44 J.Jansen, LB 53 B.Jacobs, LB 54 S.Thompson, LB 55 D.Mayo, LB 56 A.Klein, T 60 Da.Williams, G 61 F.Velasco, G 79 C.Scott, TE 80 S.Simonson, WR 82 J.Cotchery, DE 91 R.Delaire, DT 92 D.Edwards, DT 93 K.Love, DE 97 M.Addison

Did Not Play

QB 16 C.McCoy, C 60 B.De La Puente

Did Not Play

Not Active

QB 10 R.Griffin, WR 19 R.Ross, S 34 T.Robinson, LB 52 K.Robinson, DE 73 F.Kearse, G 74 A.Kouandjio, TE 85 A.McCoy

Not Active

WR 10 C.Brown, CB 31 C.Tillman, RB 32 B.Wegher, RB 34 C.Artis-Payne, G 68 A.Norwell, WR 81 K.Norwood, DE 96 W.Horton

Field Goals (made () & missed)

		G.Gano	(42)	(48)	(25)		
		1	2	3	4	OT	Total
VISITOR:	Washington Redskins	14	0	0	2	0	16
HOME:	Carolina Panthers	14	17	10	3	0	44

Scoring Plays

Team	Qtr	Time	Play Description (Extra Point) (Drive Info)	Visitor	Home
Panthers	1	9:56	J.Stewart 12 yd. pass from C.Newton (G.Gano kick) (3-31, 1:18)	0	7
Redskins	1	8:26	D.Jackson 56 yd. pass from K.Cousins (D.Hopkins kick) (3-71, 1:30)	7	7
Panthers	1	0:41	M.Tolbert 3 yd. pass from C.Newton (G.Gano kick) (13-78, 7:45)	7	14
Redskins	1	0:27	A.Roberts 99 yd. kickoff return (D.Hopkins kick) (0-0, 0:14)	14	14
Panthers	2	8:21	T.Ginn 2 yd. pass from C.Newton (G.Gano kick) (8-92, 3:57)	14	21
Panthers	2	5:14	G.Olsen 5 yd. pass from C.Newton (G.Gano kick) (6-24, 2:51)	14	28
Panthers	2	0:00	G.Gano 42 yd. Field Goal (8-38, 1:54)	14	31
Panthers	3	13:52	D.Funchess 5 yd. pass from C.Newton (G.Gano kick) (3-11, 0:59)	14	38
Panthers	3	4:04	G.Gano 48 yd. Field Goal (10-48, 4:43)	14	41

National Football League Game Summary

NFL Copyright © 2015 by The National Football League. All rights reserved. This summary and play-by-play is for the express purpose of assisting media in their coverage of the game; any other use of this material is prohibited without the written permission of the National Football League. Updated: 11/26/2015

Panthers	4	10:36	G.Gano 25 yd. Field Goal (9-58, 5:50)	14	44
Redskins	4	0:16	B.Nortman tackled in end zone by H.Bates for a Safety	16	44
Paid Attendance: 74,418				Time: 3:08	

Washington Redskins vs Carolina Panthers
11/22/2015 at Bank of America Stadium

Final Individual Statistics

Washington Redskins

Carolina Panthers

RUSHING						RUSHING					
	ATT	YDS	AVG	LG	TD		ATT	YDS	AVG	LG	TD
C.Thompson	4	10	2.5	6	0	J.Stewart	21	102	4.9	15	0
K.Cousins	1	4	4.0	4	0	C.Newton	4	16	4.0	9	0
M.Jones	5	0	0.0	2	0	T.Ginn	2	12	6.0	11	0
A.Morris	2	0	0.0	2	0	F.Whittaker	2	6	3.0	4	0
						M.Tolbert	7	5	0.7	6	0
						D.Anderson	2	2	1.0	2	0
						B.Nortman	1	-1	-1.0	-1	0
Total	12	14	1.2	6	0	Total	39	142	3.6	15	0

PASSING									PASSING								
	ATT	CMP	YDS	SK/YD	TD	LG	IN	RT		ATT	CMP	YDS	SK/YD	TD	LG	IN	RT
K.Cousins	30	22	207	5/35	1	56	1	89.2	C.Newton	34	21	246	2/20	5	35	0	123.3
Total	30	22	207	5/35	1	56	1	89.2	Total	34	21	246	2/20	5	35	0	123.3

PASS RECEIVING								PASS RECEIVING							
	TAR	REC	YDS	AVG	LG	TD		TAR	REC	YDS	AVG	LG	TD		
J.Reed	8	6	46	7.7	13	0	T.Ginn	8	5	37	7.4	17	1		
D.Jackson	8	5	87	17.4	56	1	D.Funchess	8	4	64	16.0	35	1		
P.Garcon	4	3	43	14.3	17	0	J.Cotchery	6	4	57	14.3	19	0		
C.Thompson	4	3	7	2.3	6	0	G.Olsen	6	3	54	18.0	34	1		
M.Jones	2	2	12	6.0	7	0	M.Tolbert	2	2	5	2.5	3	1		
D.Carrier	3	2	7	3.5	5	0	B.Bersin	1	1	15	15.0	15	0		
J.Crowder	1	1	5	5.0	5	0	J.Stewart	1	1	12	12.0	12	1		
							F.Whittaker	1	1	2	2.0	2	0		
							E.Dickson	1	0	0	0.0	0	0		
Total	30	22	207	9.4	56	1	Total	34	21	246	11.7	35	5		

INTERCEPTIONS							INTERCEPTIONS						
	NO	YDS	AVG	LG	TD		NO	YDS	AVG	LG	TD		
Total	0	0	0	0	0	K.Coleman	1	28	28.0	28	0		
						Total	1	28	28.0	28	0		

PUNTING								PUNTING							
	NO	YDS	AVG	NET	TB	IN20	LG		NO	YDS	AVG	NET	TB	IN20	LG
T.Way	5	266	53.2	53.0	0	3	57	B.Nortman	4	207	51.8	46.0	1	1	56
Total	5	266	53.2	53.0	0	3	57	Total	4	207	51.8	46.0	1	1	56

PUNT RETURNS								PUNT RETURNS							
	NO	YDS	AVG	FC	LG	TD		NO	YDS	AVG	FC	LG	TD		
J.Crowder	2	3	1.5	1	2	0	T.Ginn	1	1	1.0	1	1	0		
[TOUCHBACK]	1	0	0.0	0	0	0	B.Bersin	0	0	0.0	1	0	0		
							[DOWNED]	2	0	0.0	0	0	0		
Total	2	3	1.5	1	2	0	Total	1	1	1.0	2	1	0		

KICKOFF RETURNS								KICKOFF RETURNS							
	NO	YDS	AVG	FC	LG	TD		NO	YDS	AVG	FC	LG	TD		
A.Roberts	4	177	44.3	0	99	1	J.Webb	1	23	23.0	0	23	0		
J.Crowder	1	13	13.0	0	13	0	M.Tolbert	1	8	8.0	0	8	0		
[TOUCHBACK]	4	0	0.0	0	0	0	[TOUCHBACK]	1	0	0.0	0	0	0		
Total	5	190	38.0	0	99	1	Total	2	31	15.5	0	23	0		

Washington Redskins

FUMBLES	FUM	LOST	OWN-REC	YDS	TD	FORCED	OPP-REC	YDS	TD	OUT-BDS
K.Cousins	2	2	0	0	0	0	0	0	0	0
M.Jones	1	1	0	0	0	0	0	0	0	0
J.Reed	1	1	0	0	0	0	0	0	0	0
C.Thompson	1	0	0	0	0	0	0	0	0	0
M.Moses	0	0	1	0	0	0	0	0	0	0
Total	5	4	1	0	0	0	0	0	0	0

Carolina Panthers

FUMBLES	FUM	LOST	OWN-REC	YDS	TD	FORCED	OPP-REC	YDS	TD	OUT-BDS
D.Anderson	1	0	1	0	0	0	0	0	0	0
B.Benwikere	0	0	0	0	0	1	1	0	0	0

Washington Redskins vs Carolina Panthers
11/22/2015 at Bank of America Stadium

Final Individual Statistics

T.Davis	0	0	0	0	0	1	1	0	0	0
K.Ealy	0	0	0	0	0	1	1	0	0	0
L.Kuechly	0	0	0	0	0	1	1	0	0	0
J.Norman	0	0	0	0	0	1	0	0	0	0
Total	1	0	1	0	0	5	4	0	0	0

Washington Redskins vs Carolina Panthers
11/22/2015 at Bank of America Stadium

Final Team Statistics

	Visitor Redskins	Home Panthers
TOTAL FIRST DOWNS	9	27
By Rushing	1	8
By Passing	8	17
By Penalty	0	2
THIRD DOWN EFFICIENCY	2-9-22%	7-14-50%
FOURTH DOWN EFFICIENCY	1-1-100%	0-1-0%
TOTAL NET YARDS	186	368
Total Offensive Plays (inc. times thrown passing)	47	75
Average gain per offensive play	4.0	4.9
NET YARDS RUSHING	14	142
Total Rushing Plays	12	39
Average gain per rushing play	1.2	3.6
Tackles for a loss-number and yards	3-6	7-9
NET YARDS PASSING	172	226
Times thrown - yards lost attempting to pass	5-35	2-20
Gross yards passing	207	246
PASS ATTEMPTS-COMPLETIONS-HAD INTERCEPTED	30-22-1	34-21-0
Avg gain per pass play (inc.# thrown passing)	4.9	6.3
KICKOFFS Number-In End Zone-Touchbacks	3-2-1	9-6-4
PUNTS Number and Average	5-53.2	4-51.8
Had Blocked	0	0
FGs - PATs Had Blocked	0-0	0-0
Net Punting Average	53.0	46.0
TOTAL RETURN YARDAGE (Not Including Kickoffs)	3	29
No. and Yards Punt Returns	2-3	1-1
No. and Yards Kickoff Returns	5-190	2-31
No. and Yards Interception Returns	0-0	1-28
PENALTIES Number and Yards	9-68	8-66
FUMBLES Number and Lost	5-4	1-0
TOUCHDOWNS	2	5
Rushing	0	0
Passing	1	5
Kickoff Returns	1	0
EXTRA POINTS Made-Attempts	2-2	5-5
Kicking Made-Attempts	2-2	5-5
FIELD GOALS Made-Attempts	0-0	3-3
RED ZONE EFFICIENCY	0-0-0%	5-6-83%
GOAL TO GO EFFICIENCY	0-0-0%	2-2-100%
SAFETIES	1	0
FINAL SCORE	16	44
TIME OF POSSESSION	21:53	38:07

Ball Possession And Drive Chart

Washington Redskins

#	Time Recd	Time Lost	Time Poss	How Ball Obtained	Drive Began	# Play	Yds Gain	Yds Pen	Net Yds	1st Down	Last Scrm	How Given Up
1	14:03	11:14	2:49	Punt	WAS 21	5	20	0	20	1	WAS 41	Interception
2	9:56	8:26	1:30	Kickoff	WAS 29	3	71	0	71	2	WAS 44	Touchdown
3	0:41	0:27	0:14	Kickoff		0	0	0	0	0		Touchdown
4	14:27	12:18	2:09	Punt	WAS 35	3	8	0	8	0	WAS 43	Punt
5	8:21	8:05	0:16	Kickoff	WAS 20	2	2	0	2	0	WAS 20	Fumble
6	5:14	1:54	3:20	Kickoff	WAS 44	8	28	-10	18	2	CAR 32	Fumble
7	15:00	14:51	0:09	Kickoff	WAS 20	1	-9	0	-9	0	WAS 20	Fumble
8	13:52	12:18	1:34	Kickoff	WAS 20	3	-4	0	-4	0	WAS 16	Punt
9	9:53	8:47	1:06	Punt	WAS 20	3	-4	0	-4	0	WAS 16	Punt
10	4:04	1:26	2:38	Kickoff	WAS 20	5	48	-10	38	2	WAS 45	Fumble
11	10:36	7:10	3:26	Kickoff	WAS 20	7	10	0	10	1	WAS 30	Punt
12	4:49	2:23	2:26	Punt	WAS 22	6	18	0	18	1	WAS 40	Punt
13	0:16	0:00	0:16	Kickoff	WAS 42	1	0	0	0	0	WAS 42	End of Game

(313) Average WAS 26

Carolina Panthers

#	Time Recd	Time Lost	Time Poss	How Ball Obtained	Drive Began	# Play	Yds Gain	Yds Pen	Net Yds	1st Down	Last Scrm	How Given Up
1	15:00	14:03	0:57	Kickoff	CAR 38	3	0	0	0	0	CAR 38	Punt
2	11:14	9:56	1:18	Interception	WAS 31	3	31	0	31	2	* WAS 12	Touchdown
3	8:26	0:41	7:45	Kickoff	CAR 22	13	73	5	78	6	* WAS 3	Touchdown
4	0:27	14:27	1:00	Kickoff	CAR 20	3	-6	0	-6	0	CAR 14	Punt
5	12:18	8:21	3:57	Punt	CAR 8	8	69	23	92	6	* WAS 2	Touchdown
6	8:05	5:14	2:51	Fumble	WAS 24	6	34	-10	24	2	* WAS 5	Touchdown
7	1:54	0:00	1:54	Fumble	CAR 38	8	38	0	38	3	WAS 24	Field Goal
8	14:51	13:52	0:59	Fumble	WAS 11	3	6	5	11	1	* WAS 5	Touchdown
9	12:18	9:53	2:25	Punt	CAR 27	5	17	0	17	1	CAR 44	Punt
10	8:47	4:04	4:43	Punt	CAR 22	10	43	5	48	4	WAS 30	Field Goal
11	1:26	10:36	5:50	Fumble	CAR 35	9	58	0	58	2	* WAS 7	Field Goal
12	7:10	4:49	2:21	Punt	CAR 19	3	8	0	8	0	CAR 27	Punt
13	2:23	0:16	2:07	Punt	CAR 4	4	-3	-1	-4	0	CAR 1	Safety

(467) Average CAR 36

* inside opponent's 20

Time of Possession by Quarter

Visitor	1st	2nd	3rd	4th	OT	Total
Washington Redskins	4:33	5:45	5:27	6:08		21:53
Home Carolina Panthers	10:27	9:15	9:33	8:52		38:07

Kickoff Drive No.-Start Average

Redskins: 8 - WAS 27

Panthers: 3 - CAR 27

Washington Redskins vs Carolina Panthers
11/22/2015 at Bank of America Stadium

First Half Summary

PERIOD SCORES

Redskins	14 0 = 14
Panthers	14 17 = 31

TIME OF POSSESSION

Redskins	10:18
Panthers	19:42

Scoring Plays

Team	Qtr	Time	Play Description (Extra Point) (Drive Info)	Visitor	Home
Panthers	1	9:56	J.Stewart 12 yd. pass from C.Newton (G.Gano kick) (3-31, 1:18)	0	7
Redskins	1	8:26	D.Jackson 56 yd. pass from K.Cousins (D.Hopkins kick) (3-71, 1:30)	7	7
Panthers	1	0:41	M.Tolbert 3 yd. pass from C.Newton (G.Gano kick) (13-78, 7:45)	7	14
Redskins	1	0:27	A.Roberts 99 yd. kickoff return (D.Hopkins kick) (0-0, 0:14)	14	14
Panthers	2	8:21	T.Ginn 2 yd. pass from C.Newton (G.Gano kick) (8-92, 3:57)	14	21
Panthers	2	5:14	G.Olsen 5 yd. pass from C.Newton (G.Gano kick) (6-24, 2:51)	14	28
Panthers	2	0:00	G.Gano 42 yd. Field Goal (8-38, 1:54)	14	31

	Washington Redskins	Carolina Panthers
TOTAL FIRST DOWNS	5	19
First Downs Rushing-Passing-by Penalty	0 - 5 - 0	3 - 14 - 2
THIRD DOWN EFFICIENCY	1-3-33%	5-7-71%
TOTAL NET YARDS	129	239
Total Offensive Plays	21	43
NET YARDS RUSHING	3	72
NET YARDS PASSING	126	167
Gross Yards Passing	132	187
Times thrown-yards lost attempting to pass	1-6	2-20
Pass Attempts-Completions-Had Intercepted	13 - 10 - 1	24 - 16 - 0
Punts-Number and Average	1 - 49	2 - 50
Penalties-Number and Yards	6 - 48	6 - 55
Fumbles-Number and Lost	2 - 2	0 - 0
Red Zone Efficiency	0-0-0%	4-4-100%
Average Drive Start	WAS 30	CAR 39

Washington Redskins

Carolina Panthers

RUSHING										RUSHING					
	ATT	YDS	AVG	LG	TD		ATT	YDS	AVG	LG	TD				
K.Cousins	1	4	4.0	4	0	J.Stewart	11	58	5.3	9	0				
C.Thompson	1	1	1.0	1	0	C.Newton	3	11	3.7	9	0				
A.Morris	2	0	0.0	2	0	M.Tolbert	2	2	1.0	3	0				
M.Jones	3	-2	-0.7	2	0	T.Ginn	1	1	1.0	1	0				
Total	7	3	0.4	4	0	Total	17	72	4.2	9	0				

PASSING										PASSING							
	ATT	CMP	YDS	SK/YD	TD	LG	IN	RT		ATT	CMP	YDS	SK/YD	TD	LG	IN	RT
K.Cousins	13	10	132	1/6	1	56	1	102.1	C.Newton	24	16	187	2/20	4	34	0	129.7
Total	13	10	132	1/6	1	56	1	102.1	Total	24	16	187	2/20	4	34	0	129.7

PASS RECEIVING								PASS RECEIVING							
	TAR	REC	YDS	AVG	LG	TD		TAR	REC	YDS	AVG	LG	TD		
D.Jackson	5	3	65	21.7	56	1	J.Cotchery	5	4	57	14.3	19	0		
P.Garcon	3	3	43	14.3	17	0	T.Ginn	5	4	35	8.8	17	1		
J.Reed	2	2	15	7.5	8	0	G.Olsen	4	2	39	19.5	34	1		
M.Jones	1	1	7	7.0	7	0	D.Funchess	6	2	24	12.0	13	0		
D.Carrier	2	1	2	2.0	2	0	B.Bersin	1	1	15	15.0	15	0		
							J.Stewart	1	1	12	12.0	12	1		
							M.Tolbert	1	1	3	3.0	3	1		
							F.Whittaker	1	1	2	2.0	2	0		
Total	13	10	132	13.2	56	1	Total	24	16	187	11.7	34	4		

Washington Redskins

Regular Defensive Plays

Special Teams

Misc

First Quarter

11/22/2015

Play By Play

WAS wins the coin toss and elects to defer. CAR elects to Receive, and WAS elects to defend the east goal.

D.Hopkins kicks 35 yards from WAS 35 to CAR 30. M.Tolbert to CAR 38 for 8 yards (D.Goldson).

Carolina Panthers at 15:00, (1st play from scrimmage 14:56)

- 1-10-CAR 38 (14:56) (Shotgun) J.Stewart right tackle to CAR 38 for no gain (W.Compton; D.Goldson).
- 2-10-CAR 38 (14:24) (Shotgun) C.Newton pass incomplete short right to D.Funchess [T.Murphy].
- 3-10-CAR 38 (14:18) (Shotgun) C.Newton pass incomplete deep left to D.Funchess.
- 4-10-CAR 38 (14:13) B.Nortman punts 48 yards to WAS 14, Center-J.Jansen. J.Crowder to WAS 16 for 2 yards (T.Williams).
PENALTY on CAR-T.Williams, Player Out of Bounds on Punt, 5 yards, enforced at WAS 16.

Washington Redskins at 14:03

- 1-10-WAS 21 (14:03) A.Morris up the middle to WAS 23 for 2 yards (L.Kuechly).
- 2-8-WAS 23 (13:30) (Shotgun) K.Cousins pass short left to P.Garcon to WAS 36 for 13 yards (B.Benwikere). P1
- 1-10-WAS 36 (12:44) A.Morris left guard to WAS 34 for -2 yards (K.Short).
- 2-12-WAS 34 (12:06) (Shotgun) K.Cousins pass short right to J.Reed to WAS 41 for 7 yards (J.Norman).
- 3-5-WAS 41 (11:24) (Shotgun) K.Cousins pass deep middle intended for D.Jackson INTERCEPTED by K.Coleman [K.Ealy] at CAR 41. K.Coleman to WAS 31 for 28 yards (Trent.Williams; S.Long).
Penalty on WAS-P.Garcon, Offensive Pass Interference, declined.

Carolina Panthers at 11:14

- 1-10-WAS 31 (11:14) (Shotgun) C.Newton pass short middle to D.Funchess to WAS 18 for 13 yards (J.Johnson). P1
- 1-10-WAS 18 (10:37) (No Huddle, Shotgun) J.Stewart right tackle to WAS 12 for 6 yards (B.Breeland).
- 2-4-WAS 12 (10:01) (No Huddle) C.Newton pass short right to J.Stewart for 12 yards, TOUCHDOWN. P2
PENALTY on CAR-J.Stewart, Taunting, 15 yards, enforced between downs.
G.Gano extra point is GOOD, Center-J.Jansen, Holder-B.Nortman.

WAS 0 CAR 7, 3 plays, 31 yards, 1:18 drive, 5:04 elapsed

G.Gano kicks 74 yards from CAR 20 to WAS 6. A.Roberts to WAS 29 for 23 yards (D.Mayo; A.Klein).

Washington Redskins at 9:56, (1st play from scrimmage 9:50)

- 1-10-WAS 29 (9:50) K.Cousins pass deep middle to P.Garcon to WAS 46 for 17 yards (J.Norman). P2
- 1-10-WAS 46 (9:14) M.Jones left guard to WAS 44 for -2 yards (J.Allen).
- 2-12-WAS 44 (8:36) (Shotgun) K.Cousins pass deep right to D.Jackson for 56 yards, TOUCHDOWN. P3
Penalty on CAR-J.Norman, Illegal Use of Hands, declined.
D.Hopkins extra point is GOOD, Center-N.Sundberg, Holder-T.Way.

WAS 7 CAR 7, 3 plays, 71 yards, 1:30 drive, 6:34 elapsed

D.Hopkins kicks 66 yards from WAS 35 to CAR -1. J.Webb to CAR 22 for 23 yards (D.Everett; W.Blackmon).

Carolina Panthers at 8:26, (1st play from scrimmage 8:20)

- 1-10-CAR 22 (8:20) (Shotgun) C.Newton sacked at CAR 10 for -12 yards (R.Kerrigan).
- 2-22-CAR 10 (7:34) (Shotgun) C.Newton pass deep left to J.Cotchery to CAR 29 for 19 yards (C.Culliver).
- 3-3-CAR 29 (6:56) (No Huddle, Shotgun) C.Newton pass short left to T.Ginn to CAR 36 for 7 yards (C.Culliver). P3
- 1-10-CAR 36 (6:18) C.Newton pass short right to D.Funchess to CAR 47 for 11 yards (B.Breeland). P4
- 1-10-CAR 47 (5:41) T.Ginn right end pushed ob at CAR 48 for 1 yard (P.Riley).
- 2-9-CAR 48 (5:08) (Shotgun) J.Stewart up the middle to WAS 44 for 8 yards (P.Smith; P.Riley).
- 3-1-WAS 44 (4:31) J.Stewart up the middle to WAS 40 for 4 yards (D.Goldson; W.Compton). R5
- 1-10-WAS 40 (3:58) (No Huddle) M.Tolbert up the middle to WAS 37 for 3 yards (B.Breeland; C.Baker).
- 2-7-WAS 37 (3:23) (No Huddle, Shotgun) C.Newton pass short right to J.Cotchery to WAS 26 for 11 yards (W.Compton). P6
- 1-10-WAS 26 (2:48) (No Huddle, Shotgun) C.Newton pass incomplete short left to T.Ginn.
- 2-10-WAS 26 (2:43) (No Huddle, Shotgun) C.Newton pass short right to B.Bersin to WAS 11 for 15 yards (B.Breeland). P7
- 1-10-WAS 11 (2:08) PENALTY on CAR-M.Oher, False Start, 5 yards, enforced at WAS 11 - No Play.
- 1-15-WAS 16 (1:54) (Shotgun) PENALTY on WAS-T.Murphy, Neutral Zone Infraction, 5 yards, enforced at WAS 16 - No Play.
- 1-10-WAS 11 (1:42) (No Huddle) PENALTY on WAS-J.Hatcher, Neutral Zone Infraction, 5 yards, enforced at WAS 11 - No Play.
- 1-5-WAS 6 (1:32) J.Stewart right guard to WAS 3 for 3 yards (J.Johnson).
- 2-2-WAS 3 (:47) C.Newton pass short right to M.Tolbert for 3 yards, TOUCHDOWN. P8
G.Gano extra point is GOOD, Center-J.Jansen, Holder-B.Nortman.

WAS 7 CAR 14, 13 plays, 78 yards, 2 penalties, 7:45 drive, 14:19 elapsed

Washington Redskins vs Carolina Panthers at Bank of America Stadium

G.Gano kicks 64 yards from CAR 35 to WAS 1. A.Roberts for 99 yards, TOUCHDOWN.

Washington Redskins at 0:41

D.Hopkins extra point is GOOD, Center-N.Sundberg, Holder-T.Way.

WAS 14 CAR 14, 0 plays, 99 yards, 0:14 drive, 14:33 elapsed

D.Hopkins kicks 65 yards from WAS 35 to end zone, Touchback.

Carolina Panthers at 0:27

1-10-CAR 20 (:27) J.Stewart right tackle to CAR 22 for 2 yards (T.Murphy).

END OF QUARTER

	Score	Time Poss	First Downs				Efficiencies	
			R	P	X	T	3 Down	4 Down
Washington Redskins	14	4:33	0	3	0	3	0/1	0/0
Carolina Panthers	14	10:27	1	7	0	8	2/3	0/0

Second Quarter

11/22/2015

Play By Play

Carolina Panthers continued.

- 2-8-CAR 22 (15:00) (Shotgun) C.Newton pass incomplete short middle to G.Olsen (W.Compton).
 3-8-CAR 22 (14:57) (Shotgun) C.Newton sacked at CAR 14 for -8 yards (P.Smith).
 Penalty on CAR-R.Kalil, Offensive Holding, declined.
 4-16-CAR 14 (14:35) B.Nortman punts 52 yards to WAS 34, Center-J.Jansen. J.Crowder to WAS 35 for 1 yard (C.Jones).

Washington Redskins at 14:27

- 1-10-WAS 35 (14:27) M.Jones left end to WAS 33 for -2 yards (A.Klein).
 2-12-WAS 33 (13:46) K.Cousins pass short left to D.Jackson to WAS 36 for 3 yards (R.Harper).
 3-9-WAS 36 (13:07) (Shotgun) K.Cousins pass short middle to M.Jones to WAS 43 for 7 yards (L.Kuechly).
 4-2-WAS 43 (12:27) T.Way punts 49 yards to CAR 8, Center-N.Sundberg, fair catch by T.Ginn.

Carolina Panthers at 12:18

- 1-10-CAR 8 (12:18) J.Stewart right guard to CAR 14 for 6 yards (J.Johnson; D.Goldson).
 2-4-CAR 14 (11:37) J.Stewart left tackle pushed ob at CAR 23 for 9 yards (P.Riley). R9
1-10-CAR 23 (11:03) (Shotgun) C.Newton pass short left to J.Cotchery to CAR 40 for 17 yards (K.Jarrett). P10
 Penalty on WAS-C.Culliver, Illegal Contact, declined.
1-10-CAR 40 (10:43) (Shotgun) C.Newton pass deep right to G.Olsen pushed ob at WAS 26 for 34 yards (B.Breeland). P11
1-10-WAS 26 (10:20) (No Huddle, Shotgun) C.Newton pass short left intended for G.Olsen INTERCEPTED by C.Culliver at WAS 25. C.Culliver for 75 yards, TOUCHDOWN NULLIFIED by Penalty. X12
 PENALTY on WAS-C.Culliver, Unnecessary Roughness, 13 yards, enforced at WAS 26 - No Play.
1-10-WAS 13 (10:04) J.Stewart left guard to WAS 11 for 2 yards (W.Compton; B.Breeland).
 Timeout #1 by CAR at 09:17.
 2-8-WAS 11 (9:17) (Shotgun) C.Newton pass incomplete short middle to J.Cotchery.
 Timeout #2 by CAR at 09:07.
 3-8-WAS 11 (9:07) (Shotgun) C.Newton pass incomplete short right to T.Ginn [R.Kerrigan].
 PENALTY on WAS-K.Jarrett, Defensive Pass Interference, 10 yards, enforced at WAS 11 - No Play. X13
1-1-WAS 1 (9:02) M.Tolbert left tackle to WAS 2 for -1 yards (B.Breeland).
 2-2-WAS 2 (8:29) C.Newton pass incomplete short middle to T.Ginn. P14
 Penalty on WAS-C.Culliver, Defensive Holding, declined.
 Carolina challenged the incomplete pass ruling, and the play was REVERSED.
 C.Newton pass short middle to T.Ginn for 2 yards, TOUCHDOWN. The Defensive Holding was declined because of the reversal.
 G.Gano extra point is GOOD, Center-J.Jansen, Holder-B.Nortman.

WAS 14 CAR 21, 8 plays, 92 yards, 2 penalties, 3:57 drive, 6:39 elapsed

G.Gano kicks 65 yards from CAR 35 to end zone, Touchback.

Washington Redskins at 8:21

- 1-10-WAS 20 (8:21) K.Cousins pass incomplete deep left to D.Carrier [J.Allen]. 68 Tom Compton reported as eligible
 2-10-WAS 20 (8:14) M.Jones left end to WAS 22 for 2 yards (L.Kuechly). FUMBLES (L.Kuechly), RECOVERED by CAR-T.Davis at WAS 24. T.Davis to WAS 24 for no gain (B.Scherff).

Carolina Panthers at 8:05

- 1-10-WAS 24 (8:05) C.Newton pass short left to J.Stewart to WAS 18 for 6 yards (J.Hatcher).
 PENALTY on CAR-M.Oher, Offensive Holding, 10 yards, enforced at WAS 24 - No Play.
 1-20-WAS 34 (7:44) (Shotgun) J.Stewart left end to WAS 25 for 9 yards (D.Goldson; P.Riley).
 2-11-WAS 25 (7:16) (No Huddle, Shotgun) J.Stewart left guard to WAS 16 for 9 yards (D.Goldson).
 3-2-WAS 16 (6:30) (No Huddle, Shotgun) C.Newton pass short left to T.Ginn pushed ob at WAS 7 for 9 yards (P.Smith). P15
1-7-WAS 7 (5:58) (Shotgun) C.Newton right guard to WAS 5 for 2 yards (R.Kerrigan; T.Knighton).
 2-5-WAS 5 (5:21) (No Huddle, Shotgun) C.Newton pass incomplete short left to D.Funchess.
 3-5-WAS 5 (5:19) (Shotgun) C.Newton pass short right to G.Olsen for 5 yards, TOUCHDOWN. P16
 G.Gano extra point is GOOD, Center-J.Jansen, Holder-B.Nortman.

WAS 14 CAR 28, 6 plays, 24 yards, 2:51 drive, 9:46 elapsed

G.Gano kicks 70 yards from CAR 35 to WAS -5. A.Roberts to WAS 29 for 34 yards (D.Mayo).

PENALTY on CAR-B.Jacobs, Unnecessary Roughness, 15 yards, enforced at WAS 29.

Washington Redskins at 5:14, (1st play from scrimmage 5:09)

- 1-10-WAS 44 (5:09) (Shotgun) K.Cousins pass short left to D.Jackson ran ob at 50 for 6 yards.

Washington Redskins vs Carolina Panthers at Bank of America Stadium

2-4-50 (4:50) (Shotgun) C.Thompson up the middle to CAR 49 for 1 yard (D.Edwards; T.Davis).
 3-3-CAR 49 (4:12) (Shotgun) K.Cousins pass short left to P.Garcon to CAR 36 for 13 yards (C.Jones; K.Coleman). P4
1-10-CAR 36 (3:37) K.Cousins pass short right to D.Carrier to CAR 34 for 2 yards (C.Jones).
 2-8-CAR 34 (2:57) K.Cousins pass short left to J.Reed to CAR 26 for 8 yards (L.Kuechly; S.Thompson). P5
1-10-CAR 26 (2:16) (Shotgun) K.Cousins pass incomplete short middle to D.Jackson (K.Ealy).
 2-10-CAR 26 (2:11) (Shotgun) K.Cousins left tackle pushed ob at CAR 3 for 23 yards (B.Benwikere).
 PENALTY on WAS-J.Reed, Offensive Holding, 10 yards, enforced at CAR 22.

Two-Minute Warning

2-16-CAR 32 (2:00) (Shotgun) K.Cousins sacked at CAR 39 for -7 yards (K.Ealy). FUMBLES (K.Ealy), RECOVERED by CAR-K.Ealy at CAR 38.
 Penalty on WAS-M.Moses, Offensive Holding, declined.

Carolina Panthers at 1:54

1-10-CAR 38 (1:54) (Shotgun) C.Newton pass short right to F.Whittaker to CAR 40 for 2 yards (P.Riley; W.Compton).
 2-8-CAR 40 (1:20) (No Huddle, Shotgun) C.Newton right guard to CAR 40 for no gain (B.Breeland).
 3-8-CAR 40 (:39) (Shotgun) C.Newton scrambles left end pushed ob at CAR 49 for 9 yards (C.Culliver). R17
1-10-CAR 49 (:31) (Shotgun) PENALTY on CAR-M.Remmers, False Start, 5 yards, enforced at CAR 49 - No Play.
 1-15-CAR 44 (:31) (Shotgun) C.Newton pass incomplete deep left to D.Funchess.
 2-15-CAR 44 (:27) (Shotgun) C.Newton pass short left to T.Ginn pushed ob at WAS 39 for 17 yards (P.Riley). P18
1-10-WAS 39 (:21) (Shotgun) C.Newton pass incomplete short left to G.Olsen (W.Blackmon).
 2-10-WAS 39 (:21) (Shotgun) PENALTY on WAS-S.Paea, Neutral Zone Infraction, 5 yards, enforced at WAS 39 - No Play.
 2-5-WAS 34 (:16) (Shotgun) C.Newton pass short middle to J.Cotchery to WAS 24 for 10 yards (W.Blackmon). P19
 Timeout #3 by CAR at 00:03.
1-10-WAS 24 (:03) G.Gano 42 yard field goal is GOOD, Center-J.Jansen, Holder-B.Nortman.

WAS 14 CAR 31, 8 plays, 38 yards, 1 penalty, 1:54 drive, 15:00 elapsed

END OF QUARTER

	Score	Time Poss	First Downs				Efficiencies	
			R	P	X	T	3 Down	4 Down
Washington Redskins	14	5:45	0	2	0	2	1/2	0/0
Carolina Panthers	31	9:15	2	7	2	11	3/4	0/0

Third Quarter

11/22/2015

Play By Play

WAS elects to Receive, and CAR elects to defend the West goal.

G.Gano kicks 65 yards from CAR 35 to end zone, Touchback.

Washington Redskins at 15:00

1-10-WAS 20 (15:00) K.Cousins sacked at WAS 11 for -9 yards (B.Benwikere). FUMBLES (B.Benwikere) [B.Benwikere], RECOVERED by CAR-B.Benwikere at WAS 11. B.Benwikere to WAS 11 for no gain (B.Scherff).

Carolina Panthers at 14:51

1-10-WAS 11 (14:51) (Shotgun) M.Tolbert up the middle to WAS 10 for 1 yard (T.Knighton).

2-9-WAS 10 (14:51) (No Huddle, Shotgun) PENALTY on WAS-C.Baker, Encroachment, 5 yards, enforced at WAS 10 - No Play.

2-4-WAS 5 (14:02) (Shotgun) C.Newton pass incomplete short left to G.Olsen.

3-4-WAS 5 (13:57) (Shotgun) C.Newton pass short left to D.Funchess for 5 yards, TOUCHDOWN.

P20

G.Gano extra point is GOOD, Center-J.Jansen, Holder-B.Nortman.

WAS 14 CAR 38, 3 plays, 11 yards, 1 penalty, 0:59 drive, 1:08 elapsed

G.Gano kicks 65 yards from CAR 35 to end zone, Touchback.

Washington Redskins at 13:52

1-10-WAS 20 (13:52) C.Thompson left end to WAS 20 for no gain (L.Kuechly).

2-10-WAS 20 (13:18) (Shotgun) K.Cousins pass short left to C.Thompson to WAS 16 for -4 yards (B.Benwikere).

3-14-WAS 16 (12:38) (Shotgun) K.Cousins pass incomplete deep left to P.Garcon [J.Allen].

4-14-WAS 16 (12:31) T.Way punts 57 yards to CAR 27, Center-N.Sundberg, downed by WAS-J.Johnson.

Carolina Panthers at 12:18

1-10-CAR 27 (12:18) J.Stewart up the middle to CAR 28 for 1 yard (R.Jean Francois; C.Baker).

2-9-CAR 28 (11:38) J.Stewart right tackle to CAR 40 for 12 yards (K.Jarrett).

R21

1-10-CAR 40 (10:58) (Shotgun) J.Stewart right tackle to CAR 44 for 4 yards (K.Jarrett; B.Breeland).

2-6-CAR 44 (10:11) (No Huddle, Shotgun) C.Newton pass incomplete short left to T.Ginn.

3-6-CAR 44 (10:05) (Shotgun) C.Newton pass incomplete short middle to E.Dickson.

4-6-CAR 44 (10:01) B.Nortman punts 56 yards to end zone, Center-J.Jansen, Touchback.

Washington Redskins at 9:53

1-10-WAS 20 (9:53) K.Cousins sacked at WAS 14 for -6 yards (K.Love).

2-16-WAS 14 (9:09) (Shotgun) K.Cousins pass incomplete short middle to J.Reed.

3-16-WAS 14 (9:05) (Shotgun) K.Cousins pass short right to D.Jackson pushed ob at WAS 16 for 2 yards (J.Norman).

4-14-WAS 16 (8:58) T.Way punts 53 yards to CAR 31, Center-N.Sundberg. T.Ginn to CAR 32 for 1 yard (D.Carrier).

PENALTY on CAR-T.Williams, Illegal Block Above the Waist, 10 yards, enforced at CAR 32.

Carolina Panthers at 8:47

1-10-CAR 22 (8:47) T.Ginn left end to CAR 33 for 11 yards (C.Culliver).

R22

1-10-CAR 33 (8:21) (Shotgun) C.Newton pass short right to T.Ginn to CAR 35 for 2 yards (B.Breeland).

2-8-CAR 35 (7:49) (No Huddle, Shotgun) C.Newton pass short right to G.Olsen to 50 for 15 yards (B.Breeland).

P23

1-10-50 (7:09) (No Huddle, Shotgun) J.Stewart right end to WAS 40 for 10 yards (P.Riley).

R24

1-10-WAS 40 (6:21) (Shotgun) PENALTY on WAS-C.Baker, Neutral Zone Infraction, 5 yards, enforced at WAS 40 - No Play.

1-5-WAS 35 (5:57) (Shotgun) J.Stewart up the middle to WAS 33 for 2 yards (W.Compton).

2-3-WAS 33 (5:24) (No Huddle) C.Newton scrambles right end pushed ob at WAS 28 for 5 yards (T.Murphy).

R25

1-10-WAS 28 (5:00) J.Stewart right tackle to WAS 30 for -2 yards (C.Baker; W.Compton).

2-12-WAS 30 (4:20) (Shotgun) C.Newton pass incomplete deep left to T.Ginn.

3-12-WAS 30 (4:14) (Shotgun) C.Newton pass incomplete deep middle to J.Cotchery.

4-12-WAS 30 (4:08) G.Gano 48 yard field goal is GOOD, Center-J.Jansen, Holder-B.Nortman.

WAS 14 CAR 41, 10 plays, 48 yards, 1 penalty, 4:43 drive, 10:56 elapsed

G.Gano kicks 65 yards from CAR 35 to end zone, Touchback.

Washington Redskins at 4:04

1-10-WAS 20 (4:04) (Shotgun) K.Cousins pass short left to J.Crowder to WAS 25 for 5 yards (B.Benwikere).

2-5-WAS 25 (3:33) (Shotgun) K.Cousins pass short right to C.Thompson to WAS 25 for no gain (L.Kuechly).

PENALTY on WAS-B.Scherff, Offensive Holding, 10 yards, enforced at WAS 25 - No Play.

2-15-WAS 15 (3:12) (Shotgun) K.Cousins pass deep left to D.Jackson to WAS 35 for 20 yards (K.Coleman).

P6

1-10-WAS 35 (2:43) (No Huddle, Shotgun) K.Cousins pass short left to C.Thompson pushed ob at WAS 40 for 5 yards (T.Davis).

Washington Redskins vs Carolina Panthers at Bank of America Stadium

2-5-WAS 40 (2:22) (No Huddle, Shotgun) C.Thompson up the middle to WAS 43 for 3 yards (T.Davis). FUMBLES (T.Davis), recovered by WAS-M.Moses at WAS 45. M.Moses to WAS 45 for no gain (T.Davis). R7

1-10-WAS 45 (1:36) (Shotgun) K.Cousins pass short right to J.Reed to CAR 42 for 13 yards (J.Norman). FUMBLES (J.Norman), RECOVERED by CAR-L.Kuechly at CAR 35. L.Kuechly to CAR 35 for no gain (J.Crowder).

Carolina Panthers at 1:26

1-10-CAR 35 (1:26) J.Stewart left tackle to CAR 38 for 3 yards (R.Kerrigan).

2-7-CAR 38 (:42) J.Stewart left guard to WAS 47 for 15 yards (J.Johnson).

R26

END OF QUARTER

	Score	Time Poss	First Downs				Efficiencies	
			R	P	X	T	3 Down	4 Down
Washington Redskins	14	5:27	1	1	0	2	0/2	0/0
Carolina Panthers	41	9:33	5	2	0	7	1/3	0/0

Fourth Quarter

11/22/2015

Play By Play

Carolina Panthers continued.

- 1-10-WAS 47 (15:00) J.Stewart right tackle to WAS 48 for -1 yards (M.Foster; T.Murphy). 60 Daryl Williams reported as eligible
- 2-11-WAS 48 (14:15) M.Tolbert up the middle to 50 for -2 yards (T.Knighton; C.Baker).
- 3-13-50 (13:29) (Shotgun) C.Newton pass deep left to D.Funchess to WAS 15 for 35 yards (C.Culliver). P27
- 1-10-WAS 15 (12:43) J.Stewart left tackle to WAS 15 for no gain (R.Jean Francois; P.Riley).
- 2-10-WAS 15 (12:02) (Shotgun) M.Tolbert left guard to WAS 9 for 6 yards (P.Riley).
- 3-4-WAS 9 (11:18) (Shotgun) C.Newton pass short left to M.Tolbert to WAS 7 for 2 yards (D.Goldson).
- 4-2-WAS 7 (10:39) G.Gano 25 yard field goal is GOOD, Center-J.Jansen, Holder-B.Nortman.

WAS 14 CAR 44, 9 plays, 58 yards, 5:50 drive, 4:24 elapsed

G.Gano kicks 66 yards from CAR 35 to WAS -1. A.Roberts pushed ob at WAS 20 for 21 yards (J.Webb).

Washington Redskins at 10:36, (1st play from scrimmage 10:30)

- 1-10-WAS 20 (10:30) (Shotgun) K.Cousins sacked at WAS 14 for -6 yards (sack split by R.Delaire and M.Addison).
- 2-16-WAS 14 (9:58) (Shotgun) K.Cousins pass short middle to J.Reed to WAS 21 for 7 yards (A.Klein).
- 3-9-WAS 21 (9:26) (Shotgun) K.Cousins pass short left to J.Reed to WAS 25 for 4 yards (C.Jones).
Timeout #1 by WAS at 08:41.
- 4-5-WAS 25 (8:41) (Shotgun) K.Cousins pass short left to J.Reed to WAS 32 for 7 yards (K.Coleman; A.Klein). WAS-Trent.Williams was injured during the play. His return is Questionable. P8
- 1-10-WAS 32 (8:16) (Shotgun) K.Cousins sacked at WAS 24 for -8 yards (M.Addison).
- 2-18-WAS 24 (7:50) (No Huddle, Shotgun) K.Cousins pass short left to C.Thompson to WAS 30 for 6 yards (D.Edwards).
- 3-12-WAS 30 (7:24) (No Huddle, Shotgun) K.Cousins pass incomplete short middle to C.Thompson.
- 4-12-WAS 30 (7:18) T.Way punts 51 yards to CAR 19, Center-N.Sundberg, fair catch by B.Bersin.

Carolina Panthers at 7:10

- 1-10-CAR 19 (7:10) F.Whittaker up the middle to CAR 21 for 2 yards (S.Paea; W.Compton).
- 2-8-CAR 21 (6:26) F.Whittaker left guard to CAR 25 for 4 yards (D.Goldson; S.Paea).
- 3-4-CAR 25 (5:39) (Shotgun) D.Anderson FUMBLES (Aborted) at CAR 20, and recovers at CAR 21. D.Anderson to CAR 27 for 6 yards (C.Baker).
- 4-2-CAR 27 (4:56) B.Nortman punts 51 yards to WAS 22, Center-J.Jansen, fair catch by J.Crowder.

Washington Redskins at 4:49

- 1-10-WAS 22 (4:49) (Shotgun) C.Thompson left end to WAS 28 for 6 yards (S.Thompson).
- 2-4-WAS 28 (4:13) (Shotgun) M.Jones right guard to WAS 30 for 2 yards (J.Allen; S.Thompson).
- 3-2-WAS 30 (3:37) (Shotgun) K.Cousins pass short middle to M.Jones to WAS 35 for 5 yards (S.Thompson). P9
- 1-10-WAS 35 (3:11) (No Huddle, Shotgun) K.Cousins pass short left to D.Carrier to WAS 40 for 5 yards (A.Klein).
- 2-5-WAS 40 (2:46) (No Huddle, Shotgun) K.Cousins pass incomplete deep left to D.Jackson.
- 3-5-WAS 40 (2:39) (No Huddle, Shotgun) K.Cousins pass incomplete short left to J.Reed (S.Thompson).
- 4-5-WAS 40 (2:34) T.Way punts 56 yards to CAR 4, Center-N.Sundberg, downed by WAS-R.Grant.

Carolina Panthers at 2:23

- 1-10-CAR 4 (2:23) M.Tolbert up the middle to CAR 3 for -1 yards (S.Paea).

Two-Minute Warning

- 2-11-CAR 3 (2:00) M.Tolbert right guard to CAR 2 for -1 yards (W.Compton; J.Johnson).
- 3-12-CAR 2 (1:15) D.Anderson up the middle to CAR 2 for no gain (S.Paea; C.Baker).
- 4-12-CAR 2 (:28) (Punt formation) PENALTY on CAR-B.Nortman, Delay of Game, 1 yard, enforced at CAR 2 - No Play.
- 4-13-CAR 1 (:28) (Punt formation) B.Nortman tackled in End Zone for -1 yards, SAFETY (H.Bates).

WAS 16 CAR 44, Safety, 14:44 elapsed

B.Nortman kicks 51 yards from CAR 20 to WAS 29. J.Crowder to WAS 42 for 13 yards (D.Mayo; A.Klein).

Washington Redskins at 0:16, (1st play from scrimmage 0:11)

- 1-10-WAS 42 (:11) M.Jones right guard to WAS 42 for no gain (R.Delaire).

END OF QUARTER

	Score	Time Poss	First Downs				Efficiencies	
			R	P	X	T	3 Down	4 Down
Washington Redskins	16	6:08	0	2	0	2	1/4	1/1
Carolina Panthers	44	8:52	0	1	0	1	1/4	0/1

Miscellaneous Statistics Report

Washington Redskins vs Carolina Panthers
11/22/2015 at Bank of America Stadium

Ten Longest Plays for Washington Redskins

Yards	Qtr	Play Start	Play Description
56	1	2-12-WAS 44	(8:36) (Shotgun) K.Cousins pass deep right to D.Jackson for 56 yards, TOUCHDOWN. Penalty on CAR-J.Norman, Illegal Use of Hands, declined.
20	3	2-15-WAS 15	(3:12) (Shotgun) K.Cousins pass deep left to D.Jackson to WAS 35 for 20 yards (K.Coleman).
17	1	1-10-WAS 29	(9:50) K.Cousins pass deep middle to P.Garcon to WAS 46 for 17 yards (J.Norman).
13	1	2-8-WAS 23	(13:30) (Shotgun) K.Cousins pass short left to P.Garcon to WAS 36 for 13 yards (B.Benwikere).
13	2	3-3-CAR 49	(4:12) (Shotgun) K.Cousins pass short left to P.Garcon to CAR 36 for 13 yards (C.Jones; K.Coleman).
8	2	2-8-CAR 34	(2:57) K.Cousins pass short left to J.Reed to CAR 26 for 8 yards (L.Kuechly; S.Thompson).
7	1	2-12-WAS 34	(12:06) (Shotgun) K.Cousins pass short right to J.Reed to WAS 41 for 7 yards (J.Norman).
7	2	3-9-WAS 36	(13:07) (Shotgun) K.Cousins pass short middle to M.Jones to WAS 43 for 7 yards (L.Kuechly).
7	4	2-16-WAS 14	(9:58) (Shotgun) K.Cousins pass short middle to J.Reed to WAS 21 for 7 yards (A.Klein).
7	4	4-5-WAS 25	(8:41) (Shotgun) K.Cousins pass short left to J.Reed to WAS 32 for 7 yards (K.Coleman; A.Klein). WAS-Trent.Williams was injured during the play. His return is Questionable.

Ten Longest Plays for Carolina Panthers

Yards	Qtr	Play Start	Play Description
35	4	3-13-50	(13:29) (Shotgun) C.Newton pass deep left to D.Funchess to WAS 15 for 35 yards (C.Culliver).
34	2	1-10-CAR 40	(10:43) (Shotgun) C.Newton pass deep right to G.Olsen pushed ob at WAS 26 for 34 yards (B.Breeland).
19	1	2-22-CAR 10	(7:34) (Shotgun) C.Newton pass deep left to J.Cotchery to CAR 29 for 19 yards (C.Culliver).
17	2	1-10-CAR 23	(11:03) (Shotgun) C.Newton pass short left to J.Cotchery to CAR 40 for 17 yards (K.Jarrett).
17	2	2-15-CAR 44	(:27) (Shotgun) C.Newton pass short left to T.Ginn pushed ob at WAS 39 for 17 yards (P.Riley).
15	1	2-10-WAS 26	(2:43) (No Huddle, Shotgun) C.Newton pass short right to B.Bersin to WAS 11 for 15 yards (B.Breeland).
15	3	2-8-CAR 35	(7:49) (No Huddle, Shotgun) C.Newton pass short right to G.Olsen to 50 for 15 yards (B.Breeland).
15	3	2-7-CAR 38	(:42) J.Stewart left guard to WAS 47 for 15 yards (J.Johnson).
13	1	1-10-WAS 31	(11:14) (Shotgun) C.Newton pass short middle to D.Funchess to WAS 18 for 13 yards (J.Johnson).
12	1	2-4-WAS 12	(10:01) (No Huddle) C.Newton pass short right to J.Stewart for 12 yards, TOUCHDOWN.

Touchdown Scoring Information

		Offense	Defense	Special Teams
VISITOR	Washington Redskins	1	0	1
HOME	Carolina Panthers	5	0	0

Player Scoring Information

Club	Player	TD	Rush TD	Rec TD	KO TD	Punt TD	Int TD	Fum TD	Misc TD	FG	XP	2Pt Rush	2Pt Rec	Sfty	Points
WAS	D.Jackson	0	0	1	0	0	0	0	0	0	0	0	0	0	6
WAS	A.Roberts	0	0	0	1	0	0	0	0	0	0	0	0	0	6
WAS	D.Hopkins	0	0	0	0	0	0	0	0	0	2	0	0	0	2
WAS	H.Bates	0	0	0	0	0	0	0	0	0	0	0	0	1	2
CAR	G.Gano	0	0	0	0	0	0	0	0	3	5	0	0	0	14
CAR	J.Stewart	0	0	1	0	0	0	0	0	0	0	0	0	0	6
CAR	M.Tolbert	0	0	1	0	0	0	0	0	0	0	0	0	0	6
CAR	G.Olsen	0	0	1	0	0	0	0	0	0	0	0	0	0	6
CAR	D.Funchess	0	0	1	0	0	0	0	0	0	0	0	0	0	6
CAR	T.Ginn	0	0	1	0	0	0	0	0	0	0	0	0	0	6

Possession Detail

	First Half		Second Half		Game	
	Visitor	Home	Visitor	Home	Visitor	Home
Largest Lead	0	17	0	30	0	30
Drives Leading	0	2	0	6	0	8
Time of Possession Leading	0:00	4:45	0:00	18:25	0:00	23:10
Largest Deficit	-17	0	-30	0	-30	0
Drives Trailing	4	0	7	0	11	0
Time of Possession Trailing	5:20	0:00	11:35	0:00	16:55	0:00
Times Score Tied Up		2		0		2
Lead Changes		3		0		3

Playtime Percentage

Percent of playtime per player on offense, defense and special teams

Washington Redskins					Carolina Panthers				
		Offense	Defense	Special Teams			Offense	Defense	Special Teams
M Moses	T	48 100%		2 6%	M Oher	T	77 100%		8 25%
S Long	G	48 100%		2 6%	M Remmers	T	77 100%		8 25%
B Scherff	G	48 100%		2 6%	T Turner	G	71 92%		8 25%
J LeRibeus	C	48 100%			C Newton	QB	71 92%		
K Cousins	QB	48 100%			R Kalil	C	71 92%		
J Crowder	WR	43 90%		6 19%	G Olsen	TE	70 91%		
D Jackson	WR	42 88%			D Funchess	WR	61 79%		
T Williams	T	38 79%		2 6%	A Silatolu	G	51 66%	6 19%	
P Garcon	WR	29 60%			T Ginn	WR	48 62%		3 9%
J Reed	TE	28 58%			J Stewart	RB	48 62%		
C Thompson	RB	27 56%		15 47%	E Dickson	TE	41 53%	16 50%	
D Carrier	TE	23 48%		26 81%	M Tolbert	FB	38 49%		5 16%
A Roberts	WR	18 38%		9 28%	J Cotchery	WR	28 36%		
M Jones	RB	18 38%			C Scott	G	27 35%		8 25%
T Nsekhe	T	10 21%		8 25%	B Bersin	WR	25 32%		8 25%
R Grant	WR	5 10%		11 34%	F Whittaker	RB	12 16%		16 50%
D Young	FB	3 6%		22 69%	D Williams	T	8 10%		2 6%
A Morris	RB	3 6%			J Webb	QB	6 8%		21 66%
T Compton	T	1 2%		10 31%	F Velasco	C	6 8%		8 25%
W Compton	LB		77 100%	13 41%	D Anderson	QB	6 8%		
D Goldson	FS		77 100%	11 34%	S Simonson	TE	5 6%		3 9%
B Breeland	CB		74 96%	12 38%	B Benwikere	CB		48 100%	5 16%
C Culliver	CB		70 91%		C Jones	FS		41 85%	17 53%
P Riley	LB		70 91%		K Coleman	FS		41 85%	3 9%
R Kerrigan	LB		65 84%	8 25%	K Ealy	DE		37 77%	2 6%
T Murphy	LB		54 70%	15 47%	T Davis	LB		34 71%	2 6%
C Baker	DE		53 69%		L Kuechly	LB		34 71%	2 6%
J Johnson	SS		41 53%	17 53%	J Norman	CB		34 71%	2 6%
W Blackmon	CB		38 49%	16 50%	J Allen	DE		32 67%	1 3%
K Jarrett	FS		35 45%	9 28%	R Harper	SS		25 52%	2 6%
J Hatcher	DE		35 45%	8 25%	K Short	DT		25 52%	2 6%
P Smith	LB		35 45%	6 19%	T Boston	FS		23 48%	14 44%
T Knighton	NT		32 42%	2 6%	R Delaire	DE		23 48%	1 3%
S Paea	DE		31 40%		S Lotulelei	DT		22 46%	3 9%
R Jean Francois	DE		28 36%	9 28%	D Edwards	DT		21 44%	3 9%
K Golston	NT		19 25%	18 56%	K Love	DT		19 40%	3 9%
D Hall	CB		6 8%		A Klein	LB		18 38%	24 75%
Q Dunbar	CB		3 4%	11 34%	S Thompson	LB		16 33%	15 47%
M Foster	LB		2 3%	22 69%	T Williams	CB		14 29%	24 75%
D Everett	CB		2 3%	19 59%	M Addison	DE		13 27%	
H Bates	LB			22 69%	D Marlowe	SS		7 15%	13 41%
T Way	P			7 22%	B Jacobs	LB		1 2%	29 91%
N Sundberg	LS			7 22%	D Mayo	LB			22 69%
D Hopkins	K			5 16%	G Gano	K			16 50%

B Nortman	P	14	44%
J Jansen	LS	13	41%

National Football League Game Summary

NFL Copyright © 2015 by The National Football League. All rights reserved. This summary and play-by-play is for the express purpose of assisting media in their coverage of the game; any other use of this material is prohibited without the written permission of the National Football League. Updated: 12/3/2015

Date: Sunday, 11/29/2015

New York Giants at Washington Redskins

Start Time: 1:03 PM EST

at FedExField, Landover, MD

Game Day Weather

Game Weather: Cloudy
Played Outdoor on Turf: Grass

Temp: 46° F (7.8° C) Humidity: 93%, Wind: NNE 5 mph
Outdoor Weather: Cloudy, Wind Chill: 44

Officials

Referee: Cheffers, Carl (51)
Line Judge: Podraza, Tim (47)
Back Judge: Miles, Terrence (111)

Umpire: Wash, Undrey (96)
Side Judge: Novak, Scott (1)
Replay Official: Stewart, Charles ()

Head Linesman: Payne, Kent (79)
Field Judge: Freeman, Brad (88)

Lineups

New York Giants

Offense		Defense	
WR 13	O.Beckham Jr.	LDE 91	R.Ayers Jr.
LT 76	E.Flowers	LDT 99	C.Jenkins
LG 74	G.Schwartz	RDT 78	M.Kuhn
C 61	D.Reynolds	RDE 90	J.Pierre-Paul
RG 77	J.Jerry	SLB 59	D.Kennard
RT 73	M.Newhouse	MLB 53	J.Brinkley
FB 86	J.Cunningham	WLB 55	J.Thomas
QB 10	E.Manning	LCB 41	D.Rodgers-Cromartie
WR 82	R.Randle	SS 22	B.Meriweather
RB 23	R.Jennings	FS 21	L.Collins
TE 45	W.Tye	RCB 20	P.Amukamara

Washington Redskins

Offense		Defense	
WR 11	D.Jackson	LDE 92	C.Baker
LT 71	Trent.Williams	NT 98	T.Knighton
LG 61	S.Long	RDE 97	J.Hatcher
C 67	J.LeRibeus	SLB 93	T.Murphy
RG 75	B.Scherff	MIKE 51	W.Compton
RT 76	M.Moses	MO 56	P.Riley
WR 86	J.Reed	WLB 91	R.Kerrigan
WR 88	P.Garcon	SS 23	D.Hall
FB 89	D.Carrier	FS 38	D.Goldson
QB 8	K.Cousins	CB 41	W.Blackmon
RB 46	A.Morris	CB 26	B.Breeland

Substitutions

K 3 J.Brown, P 9 B.Wing, WR 17 D.Harris, WR 19 M.White, RB 26 O.Darkwa, CB 28 J.Hosley, CB 31 T.Wade, RB 34 S.Vereen, CB 38 T.McBride, S 43 C.Dahl, RB 44 A.Williams, LB 47 U.Unga, FB 49 N.Whitlock, LS 51 Z.DeOssie, LB 54 J.Casillas, T 68 B.Hart, DE 72 K.Wynn, DT 79 M.Hughes, WR 88 H.Nicks, LB 94 M.Herzlich, DT 96 J.Bromley, DE 98 D.Moore

Substitutions

K 3 D.Hopkins, P 5 T.Way, WR 12 A.Roberts, WR 14 R.Grant, WR 19 R.Ross, S 20 J.Johnson, RB 25 C.Thompson, S 30 K.Jarrett, RB 31 M.Jones, DB 35 D.Phillips, FB 36 D.Young, CB 47 Q.Dunbar, LB 54 M.Foster, LS 57 N.Sundberg, DE 64 K.Golston, T 68 T.Compton, T 79 T.Nsekhe, WR 80 J.Crowder, DE 90 S.Paea, LB 94 P.Smith, LB 96 H.Bates, DE 99 R.Jean Francois

Did Not Play

QB 12 R.Nassib, T 63 E.Cleary

Did Not Play

QB 16 C.McCoy, C 60 B.De La Puente

Not Active

WR 18 G.Davis, DB 30 C.Taylor, DB 37 L.McFadden, G 67 J.Pugh, C 70 W.Richburg, TE 84 L.Donnell, DE 93 G.Selvie

Not Active

QB 10 R.Griffin, CB 22 D.Everett, S 34 T.Robinson, LB 52 K.Robinson, DE 73 F.Kearse, G 74 A.Kouandjio, TE 87 J.Hamm

Field Goals (made () & missed)

D.Hopkins

51B (41) (33)

		1	2	3	4	OT	Total
VISITOR:	New York Giants	0	0	0	14	0	14
HOME:	Washington Redskins	0	17	0	3	0	20

Scoring Plays

Team	Qtr	Time	Play Description (Extra Point) (Drive Info)	Visitor	Home
Redskins	2	12:23	D.Hopkins 41 yd. Field Goal (12-56, 7:01)	0	3
Redskins	2	10:18	D.Jackson 63 yd. pass from K.Cousins (D.Hopkins kick) (1-63, 0:11)	0	10
Redskins	2	1:45	K.Cousins 1 yd. run (D.Hopkins kick) (9-80, 3:55)	0	17
Redskins	4	11:36	D.Hopkins 33 yd. Field Goal (9-35, 4:58)	0	20
Giants	4	10:10	R.Randle 40 yd. pass from E.Manning (J.Brown kick) (6-80, 1:26)	7	20
Giants	4	4:57	O.Beckham Jr. 21 yd. pass from E.Manning (J.Brown kick) (9-77, 2:23)	14	20

Paid Attendance: 77,367

Time: 3:13

Final Team Statistics

	Visitor Giants	Home Redskins
TOTAL FIRST DOWNS	17	18
By Rushing	1	5
By Passing	14	12
By Penalty	2	1
THIRD DOWN EFFICIENCY	3-15-20%	4-15-27%
FOURTH DOWN EFFICIENCY	2-2-100%	1-2-50%
TOTAL NET YARDS	332	407
Total Offensive Plays (inc. times thrown passing)	67	66
Average gain per offensive play	5.0	6.2
NET YARDS RUSHING	33	105
Total Rushing Plays	13	37
Average gain per rushing play	2.5	2.8
Tackles for a loss-number and yards	2-5	6-6
NET YARDS PASSING	299	302
Times thrown - yards lost attempting to pass	3-22	0-0
Gross yards passing	321	302
PASS ATTEMPTS-COMPLETIONS-HAD INTERCEPTED	51-26-3	29-20-0
Avg gain per pass play (inc.# thrown passing)	5.5	10.4
KICKOFFS Number-In End Zone-Touchbacks	3-3-0	5-4-4
PUNTS Number and Average	7-50.4	6-44.7
Had Blocked	0	0
FGs - PATs Had Blocked	0-0	1-0
Net Punting Average	41.0	42.3
TOTAL RETURN YARDAGE (Not Including Kickoffs)	14	39
No. and Yards Punt Returns	4-14	3-26
No. and Yards Kickoff Returns	1-19	3-58
No. and Yards Interception Returns	0-0	3-13
PENALTIES Number and Yards	4-35	7-80
FUMBLES Number and Lost	3-0	1-0
TOUCHDOWNS	2	2
Rushing	0	1
Passing	2	1
EXTRA POINTS Made-Attempts	2-2	2-2
Kicking Made-Attempts	2-2	2-2
FIELD GOALS Made-Attempts	0-0	2-3
RED ZONE EFFICIENCY	0-1-0%	1-2-50%
GOAL TO GO EFFICIENCY	0-1-0%	1-1-100%
SAFETIES	0	0
FINAL SCORE	14	20
TIME OF POSSESSION	24:00	36:00

Ball Possession And Drive Chart

New York Giants

#	Time Recd	Time Lost	Time Poss	How Ball Obtained	Drive Began	# Play	Yds Gain	Yds Pen	Net Yds	1st Down	Last Scrm	How Given Up
1	15:00	11:51	3:09	Kickoff	NYG 20	9	33	-5	28	2	NYG 48	Interception
2	10:38	9:07	1:31	Punt	NYG 6	3	1	0	1	0	NYG 7	Interception
3	6:59	4:24	2:35	Missed FG	NYG 41	4	30	-10	20	1	WAS 39	Punt
4	12:23	10:29	1:54	Kickoff	NYG 21	3	-5	0	-5	0	NYG 16	Punt
5	10:18	7:59	2:19	Kickoff	NYG 20	5	26	0	26	1	NYG 46	Punt
6	7:02	5:40	1:22	Punt	NYG 39	4	15	0	15	1	WAS 46	Punt
7	1:45	0:39	1:06	Kickoff	NYG 20	5	17	0	17	1	NYG 37	Punt
8	11:24	7:15	4:09	Downs	NYG 37	9	59	0	59	3	* WAS 4	Interception
9	5:02	4:03	0:59	Punt	NYG 8	4	3	15	18	1	NYG 26	Punt
10	2:22	1:34	0:48	Punt	NYG 20	3	-10	0	-10	0	NYG 10	Punt
11	11:36	10:10	1:26	Kickoff	NYG 20	6	65	15	80	3	WAS 40	Touchdown
12	7:20	4:57	2:23	Punt	NYG 23	9	77	0	77	3	WAS 21	Touchdown
13	0:19	0:00	0:19	Punt	NYG 16	3	21	0	21	1	NYG 32	End of Game

(291) Average NYG 22

Washington Redskins

#	Time Recd	Time Lost	Time Poss	How Ball Obtained	Drive Began	# Play	Yds Gain	Yds Pen	Net Yds	1st Down	Last Scrm	How Given Up
1	11:51	10:38	1:13	Interception	NYG 47	3	7	0	7	0	NYG 40	Punt
2	9:07	6:59	2:08	Interception	NYG 26	4	2	-10	-8	0	NYG 34	Missed FG
3	4:24	12:23	7:01	Punt	WAS 20	12	86	-30	56	4	NYG 24	Field Goal
4	10:29	10:18	0:11	Punt	WAS 37	1	63	0	63	1	WAS 37	Touchdown
5	7:59	7:02	0:57	Punt	WAS 15	3	0	0	0	0	WAS 15	Punt
6	5:40	1:45	3:55	Punt	WAS 20	9	80	0	80	4	* NYG 1	Touchdown
7	0:39	0:00	0:39	Punt	WAS 2	2	0	0	0	0	WAS 2	End of Half
8	15:00	11:24	3:36	Kickoff	WAS 19	7	44	0	44	2	NYG 35	Downs
9	7:15	5:02	2:13	Interception	WAS 20	4	25	0	25	1	WAS 45	Punt
10	4:03	2:22	1:41	Punt	WAS 19	3	6	0	6	0	WAS 25	Punt
11	1:34	11:36	4:58	Punt	50	9	35	0	35	2	* NYG 15	Field Goal
12	10:10	7:20	2:50	Kickoff	WAS 9	4	20	15	35	2	WAS 44	Punt
13	4:57	0:19	4:38	Kickoff	WAS 23	8	37	0	37	2	NYG 40	Punt

(361) Average WAS 28

* inside opponent's 20

Time of Possession by Quarter

Visitor	Home	1st	2nd	3rd	4th	OT	Total
New York Giants	Washington Redskins	7:15	6:41	5:56	4:08		24:00
Washington Redskins	New York Giants	7:45	8:19	9:04	10:52		36:00

Kickoff Drive No.-Start Average

Giants: 5 - NYG 20 Redskins: 3 - WAS 17

Final Defensive Statistics

New York Giants	Regular Defensive Plays											Special Teams					Misc			
	TKL	AST	COMB	SK	/ YDS	TFL	Q	IN	PD	FF	FR	TKL	AST	FF	FR	BL	TKL	AST	FF	FR
D.Kennard	5	5	10	0	0	0	0	0	0	0	0	0	0	0	0	0	0	0	0	0
L.Collins	7	1	8	0	0	2	0	0	0	0	0	1	0	0	0	0	0	0	0	0
J.Brinkley	5	2	7	0	0	1	0	0	0	0	0	0	0	0	0	0	0	0	0	0
C.Dahl	5	2	7	0	0	0	0	0	0	0	0	0	0	0	0	0	0	0	0	0
J.Casillas	3	2	5	0	0	0	0	0	1	0	0	0	0	0	0	0	0	0	0	0
B.Meriweather	3	2	5	0	0	0	0	0	0	0	0	0	0	0	0	0	0	0	0	0
K.Wynn	1	4	5	0	0	0	0	0	0	0	0	0	0	0	0	0	0	0	0	0
T.Wade	3	1	4	0	0	0	1	0	1	0	0	0	0	0	0	0	0	0	0	0
P.Amukamara	3	1	4	0	0	0	0	0	0	0	0	0	0	0	0	0	0	0	0	0
J.Pierre-Paul	2	2	4	0	0	1	0	0	0	0	0	0	0	0	0	0	0	0	0	0
R.Ayers Jr.	2	1	3	0	0	0	1	0	0	0	0	0	0	0	0	0	0	0	0	0
C.Jenkins	1	2	3	0	0	0	1	0	1	0	0	0	0	0	0	0	0	0	0	0
M.Kuhn	0	3	3	0	0	0	0	0	0	0	0	0	0	0	0	0	0	0	0	0
M.Hughes	2	0	2	0	0	1	0	0	0	0	0	0	0	0	0	0	0	0	0	0
J.Hosley	1	1	2	0	0	0	0	0	0	0	0	0	0	0	0	0	0	0	0	0
D.Rodgers-Cromartie	1	0	1	0	0	0	0	0	1	0	0	0	0	0	0	0	0	0	0	0
N.Whitlock	0	0	0	0	0	0	0	0	0	0	0	2	0	0	0	0	0	0	0	0
J.Thomas	0	0	0	0	0	0	0	0	0	0	0	1	0	0	0	0	0	0	0	0
M.Herzlich	0	0	0	0	0	0	0	0	0	0	0	1	0	0	0	0	0	0	0	0
D.Moore	0	0	0	0	0	0	0	0	0	0	0	1	0	0	0	0	0	0	0	0
D.Harris	0	0	0	0	0	0	0	0	0	0	0	0	0	0	1	0	0	0	0	0
J.Bromley	0	0	0	0	0	0	0	0	0	0	0	0	0	0	0	1	0	0	0	0
S.Vereen	0	0	0	0	0	0	0	0	0	0	0	0	0	0	0	0	1	0	0	0
W.Tye	0	0	0	0	0	0	0	0	0	0	0	0	0	0	0	0	1	0	0	0
E.Manning	0	0	0	0	0	0	0	0	0	0	0	0	0	0	0	0	0	0	0	1
Total	44	29	73	0	0	5	3	0	4	0	0	6	0	0	1	1	2	0	0	1

TKL = Tackle AST = Assist COMB = Combined QH=QB Hit IN = Interception PD = Pass Defense FF = Forced Fumble FR = Fumble Recovery

First Quarter

11/29/2015

Play By Play

WAS wins the coin toss and elects to defer. NYG elects to Receive, and WAS elects to defend the west goal.

D.Hopkins kicks 65 yards from WAS 35 to end zone, Touchback.

New York Giants at 15:00

- 1-10-NYG 20 (15:00) R.Jennings up the middle to NYG 25 for 5 yards (D.Goldson; P.Riley). WAS-C.Baker was injured during the play. His return is Questionable. 92- Baker injured his elbow
- 2-5-NYG 25 (14:27) (Shotgun) E.Manning FUMBLES (Aborted) at NYG 19, and recovers at NYG 19. E.Manning pass incomplete short middle to J.Cunningham. [J.Hatcher].
- 3-5-NYG 25 (14:23) (Shotgun) E.Manning pass short middle to O.Beckham Jr. pushed ob at NYG 34 for 9 yards (B.Breeland). P1
- 1-10-NYG 34 (13:46) (No Huddle, Shotgun) E.Manning pass incomplete short middle to W.Tye.
- 2-10-NYG 34 (13:41) (No Huddle, Shotgun) S.Vereen up the middle to NYG 41 for 7 yards (D.Hall).
- 3-3-NYG 41 (13:10) (No Huddle, Shotgun) S.Vereen right end to NYG 49 for 8 yards (P.Smith). R2
- 1-10-NYG 49 (12:42) (No Huddle) R.Jennings left guard to WAS 47 for 4 yards (P.Riley, R.Jean Francois).
- 2-6-WAS 47 (12:07) (No Huddle, Shotgun) E.Manning pass incomplete deep left to O.Beckham Jr..
- 3-6-WAS 47 (12:02) (No Huddle, Shotgun) PENALTY on NYG-E.Manning, Delay of Game, 5 yards, enforced at WAS 47 - No Play.
- 3-11-NYG 48 (12:02) (No Huddle, Shotgun) E.Manning pass short right intended for S.Vereen INTERCEPTED by P.Riley at WAS 46. P.Riley to NYG 47 for 7 yards (S.Vereen).

Washington Redskins at 11:51

- 1-10-NYG 47 (11:51) A.Morris right guard to NYG 46 for 1 yard (R.Ayers Jr., C.Jenkins).
- 2-9-NYG 46 (11:30) (No Huddle) K.Cousins pass short right to D.Carrier to NYG 40 for 6 yards (B.Meriweather).
- 3-3-NYG 40 (10:55) (Shotgun) K.Cousins pass incomplete deep left to J.Crowder (T.Wade).
- 4-3-NYG 40 (10:48) T.Way punts 34 yards to NYG 6, Center-N.Sundberg, downed by WAS-J.Johnson.

New York Giants at 10:38

- 1-10-NYG 6 (10:38) A.Williams left tackle to NYG 8 for 2 yards (T.Knighton; D.Goldson).
- 2-8-NYG 8 (10:02) (No Huddle) A.Williams right tackle to NYG 7 for -1 yards (T.Knighton).
- 3-9-NYG 7 (9:22) (No Huddle, Shotgun) E.Manning pass deep right intended for D.Harris INTERCEPTED by W.Blackmon (K.Jarrett) at NYG 32. W.Blackmon to NYG 26 for 6 yards (W.Tye). NYG-D.Harris was injured during the play.

Washington Redskins at 9:07

- 1-10-NYG 26 (9:07) J.Crowder right end to NYG 19 for 7 yards (L.Collins; J.Casillas).
PENALTY on WAS-J.Reed, Offensive Holding, 10 yards, enforced at NYG 26 - No Play.
- 1-20-NYG 36 (8:38) (Shotgun) K.Cousins pass incomplete short left to D.Jackson (D.Rodgers-Cromartie).
- 2-20-NYG 36 (8:34) C.Thompson right end to NYG 37 for -1 yards (P.Amukamara; J.Casillas).
- 3-21-NYG 37 (7:50) (Shotgun) K.Cousins pass short left to D.Jackson to NYG 34 for 3 yards (J.Casillas, T.Wade).
- 4-18-NYG 34 (7:07) D.Hopkins 51 yard field goal is BLOCKED (J.Bromley), Center-N.Sundberg, Holder-T.Way.

New York Giants at 6:59

- 1-10-NYG 41 (6:59) E.Manning pass short middle to O.Beckham Jr. to WAS 42 for 17 yards (Q.Dunbar). P3
- 1-10-WAS 42 (6:30) (No Huddle) E.Manning pass short right to H.Nicks pushed ob at WAS 38 for 4 yards (B.Breeland).
- 2-6-WAS 38 (6:10) (No Huddle) O.Darkwa right end to WAS 35 for 3 yards (K.Jarrett).
PENALTY on NYG-J.Jerry, Offensive Holding, 10 yards, enforced at WAS 38 - No Play.
- 2-16-WAS 48 (5:43) (No Huddle) O.Darkwa left guard to WAS 47 for 1 yard (R.Kerrigan). NYG-G.Schwartz was injured during the play. His return is Probable. 74- Schwartz had a knee injury
- 3-15-WAS 47 (5:15) (Shotgun) E.Manning pass short right to S.Vereen to WAS 39 for 8 yards (S.Paea).
- 4-7-WAS 39 (4:34) B.Wing punts 38 yards to WAS 1, Center-Z.DeOssie, downed by NYG-D.Harris.
Washington challenged the touchback ruling, and the play was REVERSED.
B.Wing punts 39 yards to end zone, Center-Z.DeOssie, Touchback.

Washington Redskins at 4:24

- 1-10-WAS 20 (4:24) T.Compton reported in as eligible. K.Cousins pass short left to A.Morris to WAS 32 for 12 yards (L.Collins). P1
- 1-10-WAS 32 (3:45) A.Morris up the middle to WAS 40 for 8 yards (J.Brinkley).
- 2-2-WAS 40 (3:11) A.Morris right tackle to WAS 46 for 6 yards (J.Brinkley).
PENALTY on WAS-J.Reed, Offensive Holding, 10 yards, enforced at WAS 40 - No Play.
- 2-12-WAS 30 (2:40) K.Cousins pass deep left to P.Garcon to WAS 46 for 16 yards (P.Amukamara). P2
- 1-10-WAS 46 (1:57) A.Morris right tackle to NYG 49 for 5 yards (C.Dahl).
- 2-5-NYG 49 (1:19) K.Cousins pass short left to J.Crowder pushed ob at NYG 40 for 9 yards (B.Meriweather). P3
- 1-10-NYG 40 (1:05) (No Huddle, Shotgun) K.Cousins pass incomplete deep right to P.Garcon.
- 2-10-NYG 40 (:56) T.Compton reported in as eligible. A.Morris right tackle to NYG 32 for 8 yards (J.Brinkley).
- 3-2-NYG 32 (:13) (Shotgun) K.Cousins pass short right to C.Thompson pushed ob at NYG 23 for 9 yards (L.Collins). P4

New York Giants vs Washington Redskins at FedExField

END OF QUARTER

		Time	First Downs				Efficiencies	
	Score	Poss	R	P	X	T	3 Down	4 Down
New York Giants	0	7:15	1	2	0	3	2/5	0/0
Washington Redskins	0	7:45	0	4	0	4	1/3	0/0

Second Quarter

11/29/2015

Play By Play

Washington Redskins continued.

- 1-10-NYG 23 (15:00) M.Jones right end to NYG 23 for no gain (J.Pierre-Paul).
- 2-10-NYG 23 (14:23) (Shotgun) K.Cousins pass incomplete deep middle to J.Crowder (B.Meriweather) [R.Ayers Jr.].
PENALTY on WAS-M.Moses, Offensive Holding, 10 yards, enforced at NYG 23 - No Play.
- 2-20-NYG 33 (14:13) (Shotgun) K.Cousins pass short right to C.Thompson pushed ob at NYG 20 for 13 yards (P.Amukamara) [C.Jenkins].
PENALTY on WAS-J.Reed, Offensive Pass Interference, 10 yards, enforced at NYG 33 - No Play.
- 2-30-NYG 43 (13:43) (Shotgun) C.Thompson up the middle to NYG 35 for 8 yards (C.Dahl, B.Meriweather).
Timeout #1 by WAS at 13:08.
- 3-22-NYG 35 (13:08) (Shotgun) K.Cousins pass short left to J.Reed to NYG 24 for 11 yards (C.Dahl). NYG-D.Rodgers-Cromartie was injured during the play. His return is Questionable. 41-Rodgers-Cromartie had an ankle injury
- 4-11-NYG 24 (12:28) D.Hopkins 41 yard field goal is GOOD, Center-N.Sundberg, Holder-T.Way.

NYG 0 WAS 3, 12 plays, 56 yards, 7:01 drive, 2:37 elapsed

D.Hopkins kicks 63 yards from WAS 35 to NYG 2. D.Harris to NYG 21 for 19 yards (M.Foster).

New York Giants at 12:23, (1st play from scrimmage 12:13)

- 1-10-NYG 21 (12:13) R.Jennings left guard to NYG 22 for 1 yard (P.Riley, T.Knighton).
- 2-9-NYG 22 (11:27) E.Manning pass incomplete deep right to O.Beckham Jr. (B.Breeland).
- 3-9-NYG 22 (11:21) (No Huddle, Shotgun) E.Manning sacked at NYG 16 for -6 yards (R.Kerrigan).
- 4-15-NYG 16 (10:41) B.Wing punts 47 yards to WAS 37, Center-Z.DeOssie, downed by NYG-C.Dahl.

Washington Redskins at 10:29

- 1-10-WAS 37 (10:29) T.Compton reported in as eligible. K.Cousins pass deep middle to D.Jackson for 63 yards, TOUCHDOWN.
D.Hopkins extra point is GOOD, Center-N.Sundberg, Holder-T.Way.

P5

NYG 0 WAS 10, 1 plays, 63 yards, 0:11 drive, 4:42 elapsed

D.Hopkins kicks 65 yards from WAS 35 to end zone, Touchback.

New York Giants at 10:18

- 1-10-NYG 20 (10:18) (Shotgun) E.Manning pass short middle to O.Beckham Jr. to NYG 27 for 7 yards (W.Blackmon; W.Compton).
- 2-3-NYG 27 (9:39) (No Huddle, Shotgun) E.Manning pass short middle to D.Harris to NYG 42 for 15 yards (D.Goldson).
- 1-10-NYG 42 (8:52) (No Huddle, Shotgun) R.Jennings up the middle to NYG 46 for 4 yards (J.Hatcher).
- 2-6-NYG 46 (8:18) (No Huddle, Shotgun) E.Manning pass incomplete short right to R.Randle.
- 3-6-NYG 46 (8:14) (No Huddle, Shotgun) E.Manning pass incomplete short middle to O.Beckham Jr. (B.Breeland).
- 4-6-NYG 46 (8:08) B.Wing punts 47 yards to WAS 7, Center-Z.DeOssie. J.Crowder pushed ob at WAS 15 for 8 yards (L.Collins).

P4

Washington Redskins at 7:59

- 1-10-WAS 15 (7:59) T.Compton reported in as eligible. A.Morris left tackle to WAS 15 for no gain (C.Jenkins; M.Kuhn).
- 2-10-WAS 15 (7:24) K.Cousins pass incomplete deep middle to A.Roberts.
- 3-10-WAS 15 (7:16) (Shotgun) K.Cousins pass incomplete short middle to J.Crowder [T.Wade].
- 4-10-WAS 15 (7:11) T.Way punts 46 yards to NYG 39, Center-N.Sundberg, fair catch by D.Harris.

New York Giants at 7:02

- 1-10-NYG 39 (7:02) (Shotgun) E.Manning pass short right to O.Beckham Jr. to WAS 47 for 14 yards (W.Blackmon; W.Compton).
- 1-10-WAS 47 (6:25) (No Huddle) O.Darkwa right guard to WAS 46 for 1 yard (P.Riley).
- 2-9-WAS 46 (5:57) (No Huddle, Shotgun) E.Manning pass incomplete deep right to O.Beckham Jr..
- 3-9-WAS 46 (5:55) (No Huddle, Shotgun) E.Manning pass incomplete short left to D.Harris.
- 4-9-WAS 46 (5:50) B.Wing punts 46 yards to end zone, Center-Z.DeOssie, Touchback.

P5

Washington Redskins at 5:40

- 1-10-WAS 20 (5:40) K.Cousins pass short right to M.Jones to NYG 35 for 45 yards (C.Dahl).
- 1-10-NYG 35 (4:49) M.Jones up the middle to NYG 36 for -1 yards (J.Brinkley).
- 2-11-NYG 36 (4:12) K.Cousins pass short middle to P.Garcon to NYG 26 for 10 yards (J.Hosley; D.Kennard).
- 3-1-NYG 26 (3:27) T.Compton reported in as eligible. A.Morris left guard to NYG 25 for 1 yard (D.Kennard, J.Brinkley).
- 1-10-NYG 25 (2:45) K.Cousins pass deep left to J.Reed pushed ob at NYG 5 for 20 yards (J.Casillas; C.Dahl).
Timeout #2 by WAS at 02:06.
- 1-5-NYG 5 (2:06) T.Compton reported in as eligible. K.Cousins pass incomplete short left to P.Garcon [R.Ayers Jr.].

P6

R7

P8

Two-Minute Warning

- 2-5-NYG 5 (2:00) A.Morris right tackle to NYG 4 for 1 yard (C.Dahl; M.Kuhn).

New York Giants vs Washington Redskins at FedExField

Timeout #1 by NYG at 01:55.

3-4-NYG 4 (1:55) (Shotgun) K.Cousins pass short middle to J.Crowder for 4 yards, TOUCHDOWN.
 The Replay Official reviewed the runner broke the plane ruling, and the play was REVERSED.
 (Shotgun) K.Cousins pass short middle to J.Crowder to NYG 1 for 3 yards (T.Wade).
 Timeout #2 by NYG at 01:50.

4-1-NYG 1 (1:50) K.Cousins up the middle for 1 yard, TOUCHDOWN. QB sneak
 The Replay Official reviewed the runner broke the plane ruling, and the play was Upheld. The ruling on the field was confirmed.
 D.Hopkins extra point is GOOD, Center-N.Sundberg, Holder-T.Way.

R9

NYG 0 WAS 17, 9 plays, 80 yards, 3:55 drive, 13:15 elapsed

D.Hopkins kicks 65 yards from WAS 35 to end zone, Touchback.

New York Giants at 1:45

1-10-NYG 20 (1:45) (Shotgun) E.Manning pass short left to S.Vereen to NYG 29 for 9 yards (W.Compton, D.Goldson).

2-1-NYG 29 (1:27) (No Huddle, Shotgun) E.Manning pass short middle to W.Tye to NYG 35 for 6 yards (D.Goldson).

P6

1-10-NYG 35 (1:11) (No Huddle, Shotgun) E.Manning pass incomplete deep right to O.Beckham Jr..

2-10-NYG 35 (1:05) (No Huddle, Shotgun) E.Manning pass short right to J.Cunningham pushed ob at NYG 37 for 2 yards (K.Jarrett).

3-8-NYG 37 (:58) (No Huddle, Shotgun) E.Manning pass incomplete deep middle to J.Cunningham.

4-8-NYG 37 (:53) B.Wing punts 61 yards to WAS 2, Center-Z.DeOssie, downed by NYG-M.Herzlich.

Washington Redskins at 0:39

1-10-WAS 2 (:39) T.Compton reported in as eligible. K.Cousins kneels to WAS 2 for no gain.

Timeout #3 by NYG at 00:33.

2-10-WAS 2 (:33) K.Cousins kneels to WAS 2 for no gain.

END OF QUARTER

	Score	Time Poss	First Downs				Efficiencies	
			R	P	X	T	3 Down	4 Down
New York Giants	0	6:41	0	3	0	3	0/4	0/0
Washington Redskins	17	8:19	2	3	0	5	1/4	1/1

Third Quarter

11/29/2015

Play By Play

WAS elects to Receive, and NYG elects to defend the West goal.

J.Brown kicks 70 yards from NYG 35 to WAS -5. A.Roberts to WAS 19 for 24 yards (N.Whitlock).

Washington Redskins at 15:00, (1st play from scrimmage 14:54)

1-10-WAS 19 (14:54) K.Cousins pass short left to J.Reed pushed ob at WAS 45 for 26 yards (J.Brinkley). P10

1-10-WAS 45 (14:18) A.Morris right tackle to WAS 47 for 2 yards (D.Kennard, K.Wynn).

2-8-WAS 47 (13:41) K.Cousins pass short left to P.Garcon to NYG 44 for 9 yards (P.Amukamara). P11

1-10-NYG 44 (13:01) T.Compton reported in as eligible. A.Morris right guard to NYG 36 for 8 yards (D.Kennard; K.Wynn).

2-2-NYG 36 (12:16) K.Cousins pass incomplete short middle to J.Reed (C.Jenkins).

3-2-NYG 36 (12:11) (Shotgun) M.Jones right guard to NYG 35 for 1 yard (J.Brinkley).

4-1-NYG 35 (11:28) T.Compton reported in as eligible. K.Cousins FUMBLES (Aborted) at NYG 37, and recovers at NYG 37. K.Cousins to NYG 37 for no gain (J.Pierre-Paul).

New York Giants at 11:24

1-10-NYG 37 (11:24) D.Harris left end to NYG 38 for 1 yard (W.Compton, P.Riley). end around

2-9-NYG 38 (10:40) (No Huddle, Shotgun) E.Manning pass short middle to O.Beckham Jr. to WAS 49 for 13 yards (Q.Dunbar). P7

1-10-WAS 49 (10:11) (No Huddle) R.Jennings right end pushed ob at WAS 45 for 4 yards (K.Jarrett; B.Breeland).

2-6-WAS 45 (9:57) (No Huddle, Shotgun) E.Manning pass short middle to R.Jennings to WAS 36 for 9 yards (W.Compton; P.Smith). P8

1-10-WAS 36 (9:27) (No Huddle) R.Jennings left end to WAS 40 for -4 yards (P.Smith; R.Jean Francois).

2-14-WAS 40 (8:55) (No Huddle, Shotgun) E.Manning pass deep left to O.Beckham Jr. to WAS 9 for 31 yards (B.Breeland). P9

1-9-WAS 9 (8:11) E.Manning pass incomplete short left to R.Randle (B.Breeland).

Timeout #1 by WAS at 08:03.

2-9-WAS 9 (8:03) (Shotgun) E.Manning pass short middle to R.Jennings to WAS 4 for 5 yards (D.Goldson).

3-4-WAS 4 (7:23) (No Huddle, Shotgun) E.Manning pass short middle intended for R.Randle INTERCEPTED by Q.Dunbar at WAS -7. Touchback.

Washington Redskins at 7:15

1-10-WAS 20 (7:15) K.Cousins pass short left to R.Grant to WAS 39 for 19 yards (T.Wade). P12

1-10-WAS 39 (6:39) A.Morris left guard to WAS 41 for 2 yards (L.Collins).

2-8-WAS 41 (6:03) A.Morris right end to WAS 45 for 4 yards (D.Kennard; R.Ayers Jr.).

3-4-WAS 45 (5:20) (Shotgun) K.Cousins pass incomplete short middle to P.Garcon (J.Casillas).

4-4-WAS 45 (5:13) T.Way punts 50 yards to NYG 5, Center-N.Sundberg. D.Harris to NYG 8 for 3 yards (P.Smith).

New York Giants at 5:02

1-10-NYG 8 (5:02) (Shotgun) E.Manning pass short left to O.Beckham Jr. to NYG 11 for 3 yards (D.Hall).

PENALTY on WAS-D.Hall, Face Mask (15 Yards), 15 yards, enforced at NYG 11.

X10

1-10-NYG 26 (4:40) (No Huddle, Shotgun) E.Manning pass incomplete short left to O.Darkwa.

Penalty on WAS-R.Jean Francois, Defensive Holding, offsetting, enforced at NYG 26 - No Play.

Penalty on NYG-B.Hart, Ineligible Downfield Pass, offsetting.

1-10-NYG 26 (4:33) (No Huddle, Shotgun) E.Manning pass incomplete deep left to O.Beckham Jr. (W.Blackmon).

2-10-NYG 26 (4:28) (No Huddle, Shotgun) E.Manning pass incomplete short middle to H.Nicks (Q.Dunbar).

3-10-NYG 26 (4:23) (No Huddle, Shotgun) E.Manning pass incomplete short right to D.Harris (W.Blackmon). WAS-W.Blackmon was injured during the play.

4-10-NYG 26 (4:17) B.Wing punts 57 yards to WAS 17, Center-Z.DeOssie. D.Jackson pushed ob at WAS 19 for 2 yards (J.Thomas).

Washington Redskins at 4:03

1-10-WAS 19 (4:03) T.Compton and T.Nsekhe reported in as eligible. M.Jones right tackle to WAS 26 for 7 yards (J.Casillas, K.Wynn).

2-3-WAS 26 (3:25) M.Jones up the middle to WAS 25 for -1 yards (L.Collins).

3-4-WAS 25 (2:44) (Shotgun) K.Cousins pass incomplete deep left to D.Jackson [C.Jenkins].

4-4-WAS 25 (2:36) T.Way punts 60 yards to NYG 15, Center-N.Sundberg. D.Harris to NYG 20 for 5 yards (R.Ross, N.Sundberg).

New York Giants at 2:22

1-10-NYG 20 (2:22) E.Manning pass incomplete short left to R.Jennings [P.Smith].

2-10-NYG 20 (2:16) (No Huddle, Shotgun) E.Manning pass incomplete short left to R.Randle.

3-10-NYG 20 (2:12) (No Huddle, Shotgun) E.Manning sacked at NYG 10 for -10 yards (R.Kerrigan).

Penalty on NYG-M.Newhouse, Offensive Holding, declined.

4-20-NYG 10 (1:46) B.Wing punts 56 yards to WAS 34, Center-Z.DeOssie. J.Crowder pushed ob at 50 for 16 yards (M.Herzlich).

Washington Redskins at 1:34

1-10-50 (1:34) (Shotgun) M.Jones left end pushed ob at NYG 48 for 2 yards (D.Kennard).

2-8-NYG 48 (1:07) K.Cousins pass short right to J.Reed to NYG 39 for 9 yards (T.Wade). P13

New York Giants vs Washington Redskins at FedExField

Timeout #1 by NYG at 00:24.

1-10-NYG 39

(:24) A.Morris right end to NYG 34 for 5 yards (M.Hughes, D.Kennard).

Penalty on WAS-Trent.Williams, Unnecessary Roughness, offsetting.

Penalty on NYG-J.Bromley, Unnecessary Roughness, offsetting.

END OF QUARTER

	Score	Time Poss	First Downs				Efficiencies	
			R	P	X	T	3 Down	4 Down
New York Giants	0	5:56	0	3	1	4	0/3	0/0
Washington Redskins	17	9:04	0	4	0	4	0/3	0/1

Fourth Quarter

11/29/2015

Play By Play

Washington Redskins continued.

- 2-5-NYG 34 (15:00) A.Morris right tackle to NYG 30 for 4 yards (K.Wynn).
- 3-1-NYG 30 (14:19) A.Morris left guard to NYG 21 for 9 yards (B.Meriweather). R14
- 1-10-NYG 21 (13:34) A.Morris right end pushed ob at NYG 16 for 5 yards (D.Rodgers-Cromartie).
- 2-5-NYG 16 (12:49) T.Compton and T.Nsekhe reported in as eligible. A.Morris right tackle to NYG 14 for 2 yards (D.Kennard; K.Wynn).
- 3-3-NYG 14 (12:01) M.Jones right guard to NYG 15 for -1 yards (J.Pierre-Paul; J.Brinkley).
- Penalty on WAS, Illegal Shift, declined.
- 4-4-NYG 15 (11:41) D.Hopkins 33 yard field goal is GOOD, Center-N.Sundberg, Holder-T.Way.

NYG 0 WAS 20, 9 plays, 35 yards, 4:58 drive, 3:24 elapsed

D.Hopkins kicks 65 yards from WAS 35 to end zone, Touchback.

New York Giants at 11:36

- 1-10-NYG 20 (11:36) (Shotgun) E.Manning pass incomplete short middle to O.Beckham Jr. (R.Kerrigan) [T.Murphy].
- 2-10-NYG 20 (11:30) (No Huddle, Shotgun) E.Manning pass deep middle to O.Beckham Jr. to WAS 49 for 31 yards (D.Hall). P11
- PENALTY on WAS-D.Hall, Horse Collar Tackle, 15 yards, enforced at WAS 49. X12
- 1-10-WAS 34 (11:09) (No Huddle, Shotgun) E.Manning pass incomplete short right to R.Randle.
- 2-10-WAS 34 (11:05) (No Huddle, Shotgun) E.Manning pass incomplete deep right to O.Beckham Jr. (B.Breeland).
- 3-10-WAS 34 (10:58) (No Huddle, Shotgun) E.Manning sacked at WAS 40 for -6 yards (C.Baker).
- 4-16-WAS 40 (10:19) (No Huddle, Shotgun) E.Manning pass deep left to R.Randle for 40 yards, TOUCHDOWN. P13
- J.Brown extra point is GOOD, Center-Z.DeOssie, Holder-B.Wing.

NYG 7 WAS 20, 6 plays, 80 yards, 1 penalty, 1:26 drive, 4:50 elapsed

J.Brown kicks 65 yards from NYG 35 to WAS 0. C.Thompson pushed ob at WAS 9 for 9 yards (D.Moore).

Washington Redskins at 10:10, (1st play from scrimmage 10:06)

- 1-10-WAS 9 (10:06) K.Cousins pass incomplete deep left to J.Crowder [J.Bromley].
- PENALTY on NYG-J.Bromley, Roughing the Passer, 15 yards, enforced at WAS 9 - No Play. X15
- 1-10-WAS 24 (10:00) M.Jones right end to WAS 36 for 12 yards (J.Hosley). R16
- 1-10-WAS 36 (9:13) T.Compton reported in as eligible. A.Morris up the middle to WAS 36 for no gain (L.Collins).
- 2-10-WAS 36 (8:35) K.Cousins pass short left to J.Reed pushed ob at WAS 40 for 4 yards (P.Amukamara).
- 3-6-WAS 40 (8:05) (Shotgun) K.Cousins pass short left to J.Reed to WAS 44 for 4 yards (L.Collins).
- 4-2-WAS 44 (7:29) T.Way punts 38 yards to NYG 18, Center-N.Sundberg. D.Harris MUFFS catch, and recovers at NYG 23. D.Harris to NYG 23 for no gain (D.Phillips).

New York Giants at 7:20

- 1-10-NYG 23 (7:20) (Shotgun) E.Manning pass short middle to S.Vereen to NYG 19 for -4 yards (B.Breeland).
- 2-14-NYG 19 (6:52) (No Huddle, Shotgun) E.Manning pass short middle to W.Tye to NYG 35 for 16 yards (W.Compton). P14
- 1-10-NYG 35 (6:35) (No Huddle, Shotgun) E.Manning pass short middle to S.Vereen to NYG 43 for 8 yards (W.Compton, D.Goldson) [C.Baker].
- 2-2-NYG 43 (6:10) (No Huddle, Shotgun) E.Manning pass incomplete short left to J.Cunningham.
- 3-2-NYG 43 (6:05) (No Huddle, Shotgun) E.Manning pass incomplete deep left to O.Beckham Jr. [R.Kerrigan].
- 4-2-NYG 43 (5:59) (No Huddle, Shotgun) E.Manning pass short middle to W.Tye to WAS 29 for 28 yards (D.Hall). P15
- 1-10-WAS 29 (5:36) (No Huddle, Shotgun) E.Manning pass short middle to W.Tye to WAS 21 for 8 yards (W.Compton; P.Riley).
- 2-2-WAS 21 (5:08) (No Huddle, Shotgun) E.Manning pass incomplete short right to W.Tye (P.Smith).
- 3-2-WAS 21 (5:04) (No Huddle, Shotgun) E.Manning pass deep left to O.Beckham Jr. for 21 yards, TOUCHDOWN. P16
- (Kick formation) PENALTY on NYG-M.Hughes, False Start, 5 yards, enforced at WAS 15 - No Play.
- J.Brown extra point is GOOD, Center-Z.DeOssie, Holder-B.Wing.

NYG 14 WAS 20, 9 plays, 77 yards, 2:23 drive, 10:03 elapsed

J.Brown kicks 67 yards from NYG 35 to WAS -2. R.Ross to WAS 23 for 25 yards (N.Whitlock).

Washington Redskins at 4:57, (1st play from scrimmage 4:51)

- 1-10-WAS 23 (4:51) (Shotgun) K.Cousins pass short left to J.Reed to WAS 27 for 4 yards (J.Casillas, M.Kuhn).
- 2-6-WAS 27 (4:09) A.Morris right end to WAS 28 for 1 yard (R.Ayers Jr., J.Pierre-Paul).
- 3-5-WAS 28 (3:29) (Shotgun) K.Cousins pass short middle to J.Reed to WAS 48 for 20 yards (C.Dahl, B.Meriweather). P17
- 1-10-WAS 48 (2:41) A.Morris left end to NYG 46 for 6 yards (D.Kennard).
- Timeout #2 by NYG at 02:35.
- 2-4-NYG 46 (2:35) T.Compton reported in as eligible. A.Morris right guard to NYG 39 for 7 yards (D.Kennard, L.Collins). R18

New York Giants vs Washington Redskins at FedExField

Timeout #3 by NYG at 02:24.

1-10-NYG 39 (2:24) A.Morris right guard to NYG 38 for 1 yard (C.Jenkins).

Two-Minute Warning

2-9-NYG 38 (2:00) T.Compton reported in as eligible. A.Morris right tackle to NYG 39 for -1 yards (M.Hughes).

3-10-NYG 39 (1:16) T.Nsekhe and T.Compton reported in as eligible. A.Morris right tackle to NYG 40 for -1 yards (L.Collins).

4-11-NYG 40 (1:16) (Punt formation) Penalty on WAS-T.Way, Delay of Game, declined.

4-11-NYG 40 (:29) T.Way punts 40 yards to NYG 0, Center-N.Sundberg. D.Harris pushed ob at NYG 6 for 6 yards (J.Johnson).

PENALTY on WAS-T.Murphy, Offensive Holding, 10 yards, enforced at NYG 6.

New York Giants at 0:19

1-10-NYG 16 (:19) (Shotgun) E.Manning pass short middle to W.Tye ran ob at NYG 25 for 9 yards [J.Hatcher].

2-1-NYG 25 (:14) (No Huddle, Shotgun) E.Manning pass short left to W.Tye pushed ob at NYG 32 for 7 yards (W.Blackmon). P17

1-10-NYG 32 (:07) (No Huddle, Shotgun) E.Manning pass short middle to D.Harris to NYG 45 for 13 yards. Lateral to O.Beckham Jr. to NYG 41 for -4 yards. Lateral to R.Randle to NYG 37 for -4 yards. Lateral to E.Manning to NYG 37 for no gain. FUMBLES, ball out of bounds at NYG 39.

END OF QUARTER

	Score	Time Poss	First Downs				Efficiencies	
			R	P	X	T	3 Down	4 Down
New York Giants	14	4:08	0	6	1	7	1/3	2/2
Washington Redskins	20	10:52	3	1	1	5	2/5	0/0

Miscellaneous Statistics Report

New York Giants vs Washington Redskins
11/29/2015 at FedExField

Ten Longest Plays for New York Giants

Yards	Qtr	Play Start	Play Description
46	4	2-10-NYG 20	(11:30) (No Huddle, Shotgun) E.Manning pass deep middle to O.Beckham Jr. to WAS 49 for 31 yards (D.Hall). PENALTY on WAS-D.Hall, Horse Collar Tackle, 15 yards, enforced at WAS 49.
40	4	4-16-WAS 40	(10:19) (No Huddle, Shotgun) E.Manning pass deep left to R.Randle for 40 yards, TOUCHDOWN.
31	3	2-14-WAS 40	(8:55) (No Huddle, Shotgun) E.Manning pass deep left to O.Beckham Jr. to WAS 9 for 31 yards (B.Breeland).
28	4	4-2-NYG 43	(5:59) (No Huddle, Shotgun) E.Manning pass short middle to W.Tye to WAS 29 for 28 yards (D.Hall).
21	4	3-2-WAS 21	(5:04) (No Huddle, Shotgun) E.Manning pass deep left to O.Beckham Jr. for 21 yards, TOUCHDOWN.
18	3	1-10-NYG 8	(5:02) (Shotgun) E.Manning pass short left to O.Beckham Jr. to NYG 11 for 3 yards (D.Hall). PENALTY on WAS-D.Hall, Face Mask (15 Yards), 15 yards, enforced at NYG 11.
17	1	1-10-NYG 41	(6:59) E.Manning pass short middle to O.Beckham Jr. to WAS 42 for 17 yards (Q.Dunbar).
16	4	2-14-NYG 19	(6:52) (No Huddle, Shotgun) E.Manning pass short middle to W.Tye to NYG 35 for 16 yards (W.Compton).
15	2	2-3-NYG 27	(9:39) (No Huddle, Shotgun) E.Manning pass short middle to D.Harris to NYG 42 for 15 yards (D.Goldson).
14	2	1-10-NYG 39	(7:02) (Shotgun) E.Manning pass short right to O.Beckham Jr. to WAS 47 for 14 yards (W.Blackmon; W.Compton).

Ten Longest Plays for Washington Redskins

Yards	Qtr	Play Start	Play Description
63	2	1-10-WAS 37	(10:29) T.Compton reported in as eligible. K.Cousins pass deep middle to D.Jackson for 63 yards, TOUCHDOWN.
45	2	1-10-WAS 20	(5:40) K.Cousins pass short right to M.Jones to NYG 35 for 45 yards (C.Dahl).
26	3	1-10-WAS 19	(14:54) K.Cousins pass short left to J.Reed pushed ob at WAS 45 for 26 yards (J.Brinkley).
20	2	1-10-NYG 25	(2:45) K.Cousins pass deep left to J.Reed pushed ob at NYG 5 for 20 yards (J.Casillas; C.Dahl).
20	4	3-5-WAS 28	(3:29) (Shotgun) K.Cousins pass short middle to J.Reed to WAS 48 for 20 yards (C.Dahl, B.Meriweather).
19	3	1-10-WAS 20	(7:15) K.Cousins pass short left to R.Grant to WAS 39 for 19 yards (T.Wade).
16	1	2-12-WAS 30	(2:40) K.Cousins pass deep left to P.Garcon to WAS 46 for 16 yards (P.Amukamara).
12	1	1-10-WAS 20	(4:24) T.Compton reported in as eligible. K.Cousins pass short left to A.Morris to WAS 32 for 12 yards (L.Collins).
12	4	1-10-WAS 24	(10:00) M.Jones right end to WAS 36 for 12 yards (J.Hosley).
11	2	3-22-NYG 35	(13:08) (Shotgun) K.Cousins pass short left to J.Reed to NYG 24 for 11 yards (C.Dahl). NYG-D.Rodgers-Cromartie was injured

Touchdown Scoring Information

		Offense	Defense	Special Teams
VISITOR	New York Giants	2	0	0
HOME	Washington Redskins	2	0	0

Player Scoring Information

Club	Player	TD	Rush TD	Rec TD	KO TD	Punt TD	Int TD	Fum TD	Misc TD	FG	XP	2Pt Rush	2Pt Rec	Sfty	Points
NYG	O.Beckham Jr.	0	0	1	0	0	0	0	0	0	0	0	0	0	6
NYG	R.Randle	0	0	1	0	0	0	0	0	0	0	0	0	0	6
NYG	J.Brown	0	0	0	0	0	0	0	0	0	2	0	0	0	2
WAS	D.Hopkins	0	0	0	0	0	0	0	0	2	2	0	0	0	8
WAS	K.Cousins	0	1	0	0	0	0	0	0	0	0	0	0	0	6
WAS	D.Jackson	0	0	1	0	0	0	0	0	0	0	0	0	0	6

Possession Detail

	First Half		Second Half		Game	
	Visitor	Home	Visitor	Home	Visitor	Home
Largest Lead	0	17	0	20	0	20
Drives Leading	0	4	0	6	0	10
Time of Possession Leading	0:00	5:42	0:00	19:56	0:00	25:38
Largest Deficit	-17	0	-20	0	-20	0
Drives Trailing	4	0	6	0	10	0
Time of Possession Trailing	6:41	0:00	10:04	0:00	16:45	0:00
Times Score Tied Up		0		0		0
Lead Changes		1		0		1

Playtime Percentage

Percent of playtime per player on offense, defense and special teams

New York Giants					Washington Redskins								
		Offense	Defense	Special Teams			Offense	Defense	Special Teams				
D Reynolds	C	69	100%	2	7%	T Williams	T	71	100%	5	18%		
J Jerry	G	69	100%	2	7%	M Moses	T	71	100%	5	18%		
E Flowers	T	69	100%	2	7%	S Long	G	71	100%	5	18%		
M Newhouse	T	69	100%			B Scherff	G	71	100%	5	18%		
E Manning	QB	69	100%			J LeRibeus	C	71	100%				
O Beckham	WR	69	100%			K Cousins	QB	71	100%				
R Randle	WR	59	86%			J Reed	TE	64	90%	1	4%		
D Harris	WR	58	84%	14	50%	J Crowder	WR	58	82%	5	18%		
B Hart	T	53	77%	4	14%	P Garcon	WR	53	75%	1	4%		
W Tye	TE	45	65%			A Morris	RB	43	61%	1	4%		
S Vereen	RB	31	45%			D Jackson	WR	41	58%	2	7%		
J Cunningham	TE	27	39%			T Compton	T	28	39%	7	25%		
R Jennings	RB	22	32%	5	18%	M Jones	RB	18	25%	7	25%		
G Schwartz	G	16	23%			R Grant	WR	14	20%	12	43%		
H Nicks	WR	11	16%			D Young	FB	13	18%	21	75%		
O Darkwa	RB	9	13%	21	75%	C Thompson	RB	10	14%	7	25%		
M White	WR	9	13%			A Roberts	WR	7	10%	1	4%		
N Whitlock	FB	3	4%	21	75%	T Nsekhe	T	3	4%	2	7%		
A Williams	RB	2	3%	14	50%	D Carrier	TE	2	3%				
J Pierre-Paul	DE		70	99%		R Ross	WR	1	1%	6	21%		
P Amukamara	CB		68	96%		W Blackmon	CB		69	100%	10	36%	
B Meriweather	FS		63	89%		W Compton	LB		69	100%	9	32%	
J Brinkley	LB		61	86%	5	18%	B Breeland	CB		69	100%	7	25%
L Collins	FS		58	82%	10	36%	D Goldson	FS		69	100%	7	25%
D Kennard	LB		57	80%	10	36%	R Kerrigan	LB		65	94%	2	7%
C Jenkins	DE		49	69%	5	18%	K Jarrett	FS		62	90%	13	46%
D Rodgers-Cromartie	CB		48	68%	6	21%	P Riley	LB		55	80%	2	7%
T Wade	CB		44	62%	8	29%	D Hall	CB		48	70%	2	7%
J Casillas	LB		38	54%	12	43%	T Murphy	LB		41	59%	14	50%
M Kuhn	DT		37	52%	2	7%	J Hatcher	DE		39	57%	2	7%
R Ayers	DE		37	52%			Q Dunbar	CB		36	52%	1	4%
C Dahl	SS		28	39%	26	93%	C Baker	DE		35	51%		
K Wynn	DE		27	38%	7	25%	P Smith	LB		33	48%	18	64%
J Thomas	LB		27	38%	7	25%	R Jean Francois	DE		27	39%	5	18%
M Hughes	DT		23	32%	12	43%	S Paea	DE		22	32%		
J Hosley	CB		20	28%	18	64%	T Knighton	NT		12	17%	5	18%
J Bromley	DT		16	23%	5	18%	K Golston	NT		8	12%	9	32%
D Moore	DE		8	11%	11	39%	M Foster	LB			20	71%	
T McBride	CB		1	1%	16	57%	H Bates	LB			20	71%	
U 'Unga	LB		1	1%	14	50%	D Phillips	DB			19	68%	
M Herzlich	LB			26	93%	J Johnson	SS			18	64%		
B Wing	P			9	32%	N Sundberg	LS			11	39%		
Z DeOssie	LS			9	32%	T Way	P			11	39%		
J Brown	K			5	18%	D Hopkins	K			10	36%		

National Football League Game Summary

NFL Copyright © 2015 by The National Football League. All rights reserved. This summary and play-by-play is for the express purpose of assisting media in their coverage of the game; any other use of this material is prohibited without the written permission of the National Football League. Updated: 12/11/2015

Date: Monday, 12/7/2015

Dallas Cowboys at Washington Redskins

Start Time: 8:31 PM EST

at FedExField, Landover Md

Game Day Weather

Game Weather: Clear
Played Outdoors on Turf: Grass

Temp: 41° F (5.0° C) Humidity: 75%, Wind: Calm 0 mph
Outdoor Weather: Clear,

Officials

Referee: Anderson, Walt (66) Umpire: Hannah, Butch (40) Head Linesman: Stelljes, Steve (22)
Line Judge: Boston, Byron (18) Side Judge: Hayes, Laird (125) Field Judge: Hall, Eugene (103)
Back Judge: Patrick, Steve (17) Replay Official: Smith, Billy ()

Lineups

Dallas Cowboys

Washington Redskins

Offense			Defense			Offense			Defense		
WR	88	D.Bryant	LDE	90	D.Lawrence	WR	11	D.Jackson	LDE	92	C.Baker
TE	84	J.Hanna	DT	98	T.Crawford	LT	71	Trent.Williams	NT	98	T.Knighton
LT	77	T.Smith	DT	96	N.Hayden	LG	61	S.Long	RDE	97	J.Hatcher
LG	71	L.Collins	RDE	76	G.Hardy	C	67	J.LeRibeus	SLB	93	T.Murphy
C	72	T.Frederick	SLB	27	J.Wilcox	RG	75	B.Scherff	MIKE	51	W.Compton
RG	70	Z.Martin	MLB	55	R.McClain	RT	76	M.Moses	MO	54	M.Foster
RT	68	D.Free	WLB	50	S.Lee	WR	86	J.Reed	WLB	91	R.Kerrigan
TE	82	J.Witten	LCB	39	B.Carr	WR	88	P.Garcon	SS	23	D.Hall
WR	83	T.Williams	RCB	24	M.Claiborne	FB	80	J.Crowder	FS	38	D.Goldson
QB	16	M.Cassel	SS	42	B.Church	QB	8	K.Cousins	CB	41	W.Blackmon
RB	20	D.McFadden	FS	31	B.Jones	RB	46	A.Morris	CB	26	B.Breeland

Substitutions

Substitutions

K 5 D.Bailey, P 6 C.Jones, WR 11 C.Beasley, WR 13 L.Whitehead, WR 15 D.Street, RB 23 R.Turbin, CB 26 T.Patmon, S 38 J.Heath, S 40 D.McCray, FB 44 T.Clutts, RB 45 R.Smith, LB 51 K.Wilber, LB 52 A.Gachkar, LB 57 D.Wilson, DT 58 J.Crawford, LB 59 A.Hitchens, G 73 M.Bernadeau, T 78 C.Brown, TE 89 G.Escobar, LS 91 L.Ladouceur, DE 92 J.Mincey, DE 94 R.Gregory, DE 95 D.Irving

K 3 D.Hopkins, P 5 T.Way, WR 14 R.Grant, WR 19 R.Ross, S 20 J.Johnson, RB 25 C.Thompson, S 30 K.Jarrett, RB 31 M.Jones, DB 35 D.Phillips, FB 36 D.Young, CB 47 Q.Dunbar, LS 57 N.Sundberg, LB 59 C.Fields, DE 64 K.Golston, T 68 T.Compton, T 79 T.Nsekhe, TE 87 J.Hamm, DE 90 S.Paea, LB 94 P.Smith, LB 96 H.Bates, DE 99 R.Jean Francois

Did Not Play

Did Not Play

QB 17 K.Moore

QB 16 C.McCoy, LB 52 K.Robinson, C 60 B.De La Puente

Not Active

Not Active

QB 9 T.Romo, WR 19 B.Butler, DB 29 D.Olatoye, LB 53 M.Nzeocha, G 65 R.Leary, T 79 C.Green, TE 87 G.Swaim

QB 10 R.Griffin, WR 12 A.Roberts, CB 22 D.Everett, LB 56 P.Riley, DE 73 F.Kearse, G 74 A.Kouandjio, TE 89 D.Carrier

Field Goals (made () & missed)

Player	(38)	(34)	(20)	(54)	Player	(45)	(36)	(46)	43WR
D.Bailey					D.Hopkins				
VISITOR:	Dallas Cowboys	0	3	3	13	0	19		
HOME:	Washington Redskins	0	3	3	10	0	16		

Scoring Plays

Team	Qtr	Time	Play Description (Extra Point) (Drive Info)	Visitor	Home
Cowboys	2	6:31	D.Bailey 38 yd. Field Goal (10-60, 5:16)	3	0
Redskins	2	0:00	D.Hopkins 45 yd. Field Goal (14-58, 6:31)	3	3
Redskins	3	10:33	D.Hopkins 36 yd. Field Goal (6-23, 3:07)	3	6
Cowboys	3	3:34	D.Bailey 34 yd. Field Goal (11-64, 6:59)	6	6
Redskins	4	14:15	D.Hopkins 46 yd. Field Goal (8-50, 4:19)	6	9
Cowboys	4	4:22	D.Bailey 20 yd. Field Goal (6-65, 3:04)	9	9
Cowboys	4	1:14	D.McFadden 6 yd. run (D.Bailey kick) (2-15, 0:12)	16	9
Redskins	4	0:44	D.Jackson 28 yd. pass from K.Cousins (D.Hopkins kick) (4-43, 0:30)	16	16
Cowboys	4	0:09	D.Bailey 54 yd. Field Goal (5-20, 0:35)	19	16

National Football League Game Summary

NFL Copyright © 2015 by The National Football League. All rights reserved. This summary and play-by-play is for the express purpose of assisting media in their coverage of the game; any other use of this material is prohibited without the written permission of the National Football League. Updated: 12/11/2015

Paid Attendance: 80,444

Time: 3:14

Dallas Cowboys vs Washington Redskins
12/7/2015 at FedExField

Final Individual Statistics

Dallas Cowboys

Washington Redskins

RUSHING						RUSHING					
	ATT	YDS	AVG	LG	TD		ATT	YDS	AVG	LG	TD
D.McFadden	14	53	3.8	9	1	M.Jones	18	49	2.7	10	0
L.Whitehead	2	35	17.5	22	0	A.Morris	6	12	2.0	3	0
R.Turbin	6	12	2.0	5	0	K.Cousins	1	6	6.0	6	0
M.Cassel	2	-3	-1.5	7	0	C.Thompson	1	6	6.0	6	0
Total	24	97	4.0	22	1	Total	26	73	2.8	10	0

PASSING									PASSING								
	ATT	CMP	YDS	SK/YD	TD	LG	IN	RT		ATT	CMP	YDS	SK/YD	TD	LG	IN	RT
M.Cassel	29	16	223	1/2	0	42	0	80.1	K.Cousins	31	22	219	3/26	1	28	0	101.4
Total	29	16	223	1/2	0	42	0	80.1	Total	31	22	219	3/26	1	28	0	101.4

PASS RECEIVING								PASS RECEIVING							
	TAR	REC	YDS	AVG	LG	TD		TAR	REC	YDS	AVG	LG	TD		
J.Witten	9	5	46	9.2	12	0	D.Jackson	7	6	80	13.3	28	1		
D.Bryant	7	3	62	20.7	42	0	P.Garcon	7	5	54	10.8	23	0		
T.Williams	3	2	63	31.5	38	0	C.Thompson	4	4	18	4.5	9	0		
R.Turbin	2	2	12	6.0	15	0	J.Reed	8	3	33	11.0	16	0		
D.Street	1	1	18	18.0	18	0	J.Crowder	4	3	29	9.7	20	0		
J.Hanna	1	1	11	11.0	11	0	M.Jones	1	1	5	5.0	5	0		
D.McFadden	1	1	6	6.0	6	0									
L.Whitehead	1	1	5	5.0	5	0									
C.Beasley	3	0	0	0.0	0	0									
Total	28	16	223	13.9	42	0	Total	31	22	219	10.0	28	1		

INTERCEPTIONS							INTERCEPTIONS						
	NO	YDS	AVG	LG	TD		NO	YDS	AVG	LG	TD		
Total	0	0	0	0	0	Total	0	0	0	0	0		

PUNTING								PUNTING							
	NO	YDS	AVG	NET	TB	IN20	LG		NO	YDS	AVG	NET	TB	IN20	LG
C.Jones	4	166	41.5	41.5	0	2	50	T.Way	6	253	42.2	33.7	1	1	53
Total	4	166	41.5	41.5	0	2	50	Total	6	253	42.2	33.7	1	1	53

PUNT RETURNS								PUNT RETURNS							
	NO	YDS	AVG	FC	LG	TD		NO	YDS	AVG	FC	LG	TD		
L.Whitehead	3	31	10.3	0	16	0	J.Crowder	1	7	7.0	1	7	0		
[DOWNED]	1	0	0.0	0	0	0	D.Jackson	1	-7	-7.0	1	-7	0		
[OUT OF BOUNDS]	1	0	0.0	0	0	0									
[TOUCHBACK]	1	0	0.0	0	0	0									
Total	3	31	10.3	0	16	0	Total	2	0	0.0	2	7	0		

KICKOFF RETURNS								KICKOFF RETURNS							
	NO	YDS	AVG	FC	LG	TD		NO	YDS	AVG	FC	LG	TD		
L.Whitehead	2	70	35.0	0	46	0	R.Ross	4	117	29.3	0	41	0		
[TOUCHBACK]	2	0	0.0	0	0	0	D.Jackson	1	8	8.0	0	8	0		
							[TOUCHBACK]	1	0	0.0	0	0	0		
Total	2	70	35.0	0	46	0	Total	5	125	25.0	0	41	0		

Dallas Cowboys

FUMBLES	FUM	LOST	OWN-REC	YDS	TD	FORCED	OPP-REC	YDS	TD	OUT-BDS
D.McFadden	2	2	0	0	0	0	0	0	0	0
M.Cassel	1	0	1	0	0	0	0	0	0	0
D.Street	1	1	0	0	0	0	0	0	0	0
J.Heath	0	0	0	0	0	1	0	0	0	0
D.Lawrence	0	0	0	0	0	1	0	0	0	0
C.Jones	0	0	0	0	0	0	1	0	0	0
Total	4	3	1	0	0	2	1	0	0	0

Washington Redskins

FUMBLES	FUM	LOST	OWN-REC	YDS	TD	FORCED	OPP-REC	YDS	TD	OUT-BDS
K.Cousins	1	0	1	0	0	0	0	0	0	0
D.Jackson	1	1	0	0	0	0	0	0	0	0
M.Foster	0	0	0	0	0	1	1	0	0	0
D.Goldson	0	0	0	0	0	1	1	0	0	0

Dallas Cowboys vs Washington Redskins

12/7/2015 at FedExField

Final Individual Statistics

C.Baker	0	0	0	0	0	1	0	0	0	0
J.Hatcher	0	0	0	0	0	1	0	0	0	0
W.Blackmon	0	0	0	0	0	0	1	0	0	0
Total	2	1	1	0	0	4	3	0	0	0

Final Team Statistics

	Visitor Cowboys	Home Redskins
TOTAL FIRST DOWNS	16	15
By Rushing	5	4
By Passing	9	9
By Penalty	2	2
THIRD DOWN EFFICIENCY	1-9-11%	6-16-38%
FOURTH DOWN EFFICIENCY	0-0-0%	0-0-0%
TOTAL NET YARDS	318	266
Total Offensive Plays (inc. times thrown passing)	54	60
Average gain per offensive play	5.9	4.4
NET YARDS RUSHING	97	73
Total Rushing Plays	24	26
Average gain per rushing play	4.0	2.8
Tackles for a loss-number and yards	4-14	6-10
NET YARDS PASSING	221	193
Times thrown - yards lost attempting to pass	1-2	3-26
Gross yards passing	223	219
PASS ATTEMPTS-COMPLETIONS-HAD INTERCEPTED	29-16-0	31-22-0
Avg gain per pass play (inc.# thrown passing)	7.4	5.7
KICKOFFS Number-In End Zone-Touchbacks	6-4-1	4-4-2
PUNTS Number and Average	4-41.5	6-42.2
Had Blocked	0	0
FGs - PATs Had Blocked	0-0	0-0
Net Punting Average	41.5	33.7
TOTAL RETURN YARDAGE (Not Including Kickoffs)	31	0
No. and Yards Punt Returns	3-31	2-0
No. and Yards Kickoff Returns	2-70	5-125
No. and Yards Interception Returns	0-0	0-0
PENALTIES Number and Yards	8-70	9-72
FUMBLES Number and Lost	4-3	2-1
TOUCHDOWNS	1	1
Rushing	1	0
Passing	0	1
EXTRA POINTS Made-Attempts	1-1	1-1
Kicking Made-Attempts	1-1	1-1
FIELD GOALS Made-Attempts	4-4	3-4
RED ZONE EFFICIENCY	1-4-25%	0-1-0%
GOAL TO GO EFFICIENCY	0-1-0%	0-0-0%
SAFETIES	0	0
FINAL SCORE	19	16
TIME OF POSSESSION	27:13	32:47

Dallas Cowboys vs Washington Redskins
12/7/2015 at FedExField

Ball Possession And Drive Chart

Dallas Cowboys

#	Time Recd	Time Lost	Time Poss	How Ball Obtained	Drive Began	# Play	Yds Gain	Yds Pen	Net Yds	1st Down	Last Scrm	How Given Up
1	12:50	12:36	0:14	Punt	DAL 34	2	4	0	4	0	DAL 34	Fumble
2	11:10	9:30	1:40	Punt	DAL 5	3	5	0	5	0	DAL 10	Punt
3	7:12	5:28	1:44	Punt	DAL 35	4	14	0	14	1	DAL 49	Punt
4	2:22	0:15	2:07	Punt	DAL 41	3	2	0	2	0	DAL 43	Punt
5	11:47	6:31	5:16	Punt	DAL 20	10	65	-5	60	3	* WAS 20	Field Goal
6	15:00	13:40	1:20	Kickoff	DAL 20	3	21	0	21	1	DAL 34	Fumble
7	10:33	3:34	6:59	Kickoff	DAL 20	11	57	7	64	4	* WAS 16	Field Goal
8	14:15	12:07	2:08	Kickoff	DAL 22	4	39	0	39	2	DAL 43	Fumble
9	7:26	4:22	3:04	Missed FG	DAL 33	6	65	0	65	2	* WAS 2	Field Goal
10	3:20	1:26	1:54	Punt	DAL 32	5	11	0	11	1	DAL 43	Punt
11	1:26	1:14	0:12	Fumble	WAS 15	2	15	0	15	1	* WAS 6	Touchdown
12	0:44	0:09	0:35	Kickoff	DAL 44	5	20	0	20	1	WAS 36	Field Goal

(391) Average DAL 33

Washington Redskins

#	Time Recd	Time Lost	Time Poss	How Ball Obtained	Drive Began	# Play	Yds Gain	Yds Pen	Net Yds	1st Down	Last Scrm	How Given Up
1	15:00	12:50	2:10	Kickoff	WAS 20	3	-6	5	-1	0	WAS 19	Punt
2	12:36	11:10	1:26	Fumble	DAL 38	3	2	0	2	0	DAL 36	Punt
3	9:30	7:12	2:18	Punt	WAS 37	3	3	-10	-7	0	WAS 30	Punt
4	5:28	2:22	3:06	Punt	WAS 13	6	7	0	7	1	WAS 20	Punt
5	0:15	11:47	3:28	Punt	WAS 20	6	36	0	36	2	DAL 44	Punt
6	6:31	0:00	6:31	Kickoff	WAS 16	14	73	-15	58	4	DAL 26	Field Goal
7	13:40	10:33	3:07	Fumble	DAL 41	6	23	0	23	1	* DAL 18	Field Goal
8	3:34	14:15	4:19	Kickoff	WAS 22	8	45	5	50	3	DAL 28	Field Goal
9	12:07	7:26	4:41	Fumble	WAS 37	8	38	0	38	2	DAL 25	Missed FG
10	4:22	3:20	1:02	Kickoff	WAS 30	3	2	0	2	0	WAS 32	Punt
11	1:14	0:44	0:30	Kickoff	DAL 43	4	43	0	43	2	DAL 28	Touchdown
12	0:09	0:00	0:09	Kickoff		0	0	0	0	0		End of Game

(373) Average WAS 34

* inside opponent's 20

Time of Possession by Quarter

Visitor	Home	1st	2nd	3rd	4th	OT	Total
Dallas Cowboys	Washington Redskins	5:45	5:16	8:19	7:53		27:13
Washington Redskins	Dallas Cowboys	9:15	9:44	6:41	7:07		32:47

Kickoff Drive No.-Start Average

Cowboys: 4 - DAL 26

Redskins: 5 - WAS 29

Play By Play

First Quarter

12/7/2015

DAL wins the coin toss and elects to defer. WAS elects to Receive, and DAL elects to defend the west goal.

D.Bailey kicks 65 yards from DAL 35 to end zone, Touchback.

Washington Redskins at 15:00

- 1-10-WAS 20 (15:00) K.Cousins sacked at WAS 15 for -5 yards (D.Lawrence, B.Church).
- 2-15-WAS 15 (14:20) (Shotgun) K.Cousins pass short left to D.Jackson pushed ob at WAS 24 for 9 yards (B.Church).
- 3-6-WAS 24 (13:48) (Shotgun) K.Cousins sacked at WAS 14 for -10 yards (D.Lawrence). FUMBLES (D.Lawrence), and recovers at WAS 14. K.Cousins to WAS 14 for no gain (R.Gregory).
- 4-16-WAS 14 (13:18) T.Way punts 51 yards to DAL 35, Center-N.Sundberg. L.Whitehead to WAS 39 for 26 yards (M.Foster).
PENALTY on DAL, Defensive 12 On-field, 5 yards, enforced at WAS 14 - No Play.
- 4-11-WAS 19 (13:05) T.Way punts 53 yards to DAL 28, Center-N.Sundberg. L.Whitehead pushed ob at WAS 49 for 23 yards (T.Way).
PENALTY on DAL-D.Street, Offensive Holding, 10 yards, enforced at DAL 44.

Dallas Cowboys at 12:50

- 1-10-DAL 34 (12:50) M.Cassel pass incomplete deep middle to D.Bryant.
- 2-10-DAL 34 (12:46) D.McFadden right guard to DAL 38 for 4 yards (D.Goldson). FUMBLES (D.Goldson), RECOVERED by WAS-D.Goldson at DAL 38.

Washington Redskins at 12:36

- 1-10-DAL 38 (12:36) T.Nsekhe and T.Compton reported in as eligible. A.Morris left tackle to DAL 35 for 3 yards (B.Carr).
- 2-7-DAL 35 (11:59) A.Morris left end to DAL 36 for -1 yards (N.Hayden).
- 3-8-DAL 36 (11:23) (Shotgun) K.Cousins pass incomplete deep left to D.Jackson [J.Wilcox].
- 4-8-DAL 36 (11:17) T.Way punts 31 yards to DAL 5, Center-N.Sundberg, downed by WAS-R.Grant.

Dallas Cowboys at 11:10

- 1-10-DAL 5 (11:10) D.McFadden right end to DAL 10 for 5 yards (M.Foster).
- 2-5-DAL 10 (10:32) D.McFadden left tackle to DAL 10 for no gain (W.Compton; M.Foster).
- 3-5-DAL 10 (9:47) (Shotgun) M.Cassel pass incomplete short middle to C.Beasley.
- 4-5-DAL 10 (9:43) C.Jones punts 50 yards to WAS 40, Center-L.Ladouceur. J.Crowder pushed ob at DAL 45 for 15 yards (J.Hanna).
PENALTY on WAS-C.Fields, Illegal Block Above the Waist, 10 yards, enforced at WAS 47.

Washington Redskins at 9:30

- 1-10-WAS 37 (9:30) T.Compton reported in as eligible. A.Morris right end to WAS 39 for 2 yards (B.Church).
- 2-8-WAS 39 (8:55) K.Cousins pass short left to P.Garcon to WAS 46 for 7 yards (B.Jones).
PENALTY on WAS-J.Reed, Offensive Pass Interference, 10 yards, enforced at WAS 39 - No Play.
- 2-18-WAS 29 (8:30) (Shotgun) M.Jones right tackle to WAS 30 for 1 yard (G.Hardy; B.Church).
- 3-17-WAS 30 (7:51) (Shotgun) K.Cousins pass short middle to P.Garcon to WAS 30 for no gain (S.Lee).
- 4-17-WAS 30 (7:20) T.Way punts 35 yards to DAL 35, Center-N.Sundberg, out of bounds.

Dallas Cowboys at 7:12

- 1-10-DAL 35 (7:12) L.Whitehead right end to DAL 48 for 13 yards (D.Hall). End around
- 1-10-DAL 48 (6:29) (Shotgun) M.Cassel pass incomplete short middle to D.Bryant.
- 2-10-DAL 48 (6:25) D.McFadden left guard to DAL 49 for 1 yard (M.Foster; K.Golston).
- 3-9-DAL 49 (5:41) (Shotgun) M.Cassel pass incomplete deep right to T.Williams.
- 4-9-DAL 49 (5:35) C.Jones punts 38 yards to WAS 13, Center-L.Ladouceur, fair catch by J.Crowder.

R1

Washington Redskins at 5:28

- 1-10-WAS 13 (5:28) T.Compton reported in as eligible. A.Morris left guard to WAS 16 for 3 yards (B.Jones; S.Lee).
- 2-7-WAS 16 (4:55) (Shotgun) K.Cousins pass short middle to J.Reed to WAS 21 for 5 yards (J.Wilcox; R.McClain).
- 3-2-WAS 21 (4:17) (Shotgun) K.Cousins pass short left to C.Thompson pushed ob at WAS 28 for 7 yards (M.Claiborne).
- 1-10-WAS 28 (3:47) T.Compton and T.Nsekhe reported in as eligible. A.Morris left end to WAS 31 for 3 yards (B.Carr; T.Crawford).
- 2-7-WAS 31 (3:05) (Shotgun) K.Cousins pass incomplete short middle to J.Reed.
- 3-7-WAS 31 (3:00) (Shotgun) K.Cousins sacked at WAS 20 for -11 yards (S.Lee).
- 4-18-WAS 20 (2:32) T.Way punts 50 yards to DAL 30, Center-N.Sundberg. L.Whitehead to DAL 41 for 11 yards (W.Compton; J.Johnson).

P1

Dallas Cowboys at 2:22

- 1-10-DAL 41 (2:22) M.Cassel to DAL 37 for -4 yards (C.Baker). FUMBLES (C.Baker), and recovers at DAL 31. M.Cassel to DAL 31 for no gain (R.Kerrigan).
- 2-20-DAL 31 (1:42) (Shotgun) M.Cassel pass short right to R.Turbin to DAL 28 for -3 yards (D.Goldson).
- 3-23-DAL 28 (:57) (Shotgun) M.Cassel pass short middle to R.Turbin to DAL 43 for 15 yards (W.Compton).
- 4-8-DAL 43 (:22) C.Jones punts 37 yards to WAS 20, Center-L.Ladouceur, fair catch by D.Jackson.

Dallas Cowboys vs Washington Redskins at FedExField

Washington Redskins at 0:15

1-10-WAS 20 (:15) A.Morris left tackle to WAS 22 for 2 yards (R.McClain; N.Hayden).

END OF QUARTER

	Score	Time Poss	First Downs				Efficiencies	
			R	P	X	T	3 Down	4 Down
Dallas Cowboys	0	5:45	1	0	0	1	0/3	0/0
Washington Redskins	0	9:15	0	1	0	1	1/5	0/0

Second Quarter

12/7/2015

Play By Play

Washington Redskins continued.

2-8-WAS 22	(15:00) M.Jones left end to WAS 25 for 3 yards (R.McClain).	
3-5-WAS 25	(14:21) (Shotgun) K.Cousins pass short middle to P.Garcon to WAS 48 for 23 yards (B.Jones; B.Carr).	P2
	PENALTY on DAL-B.Jones, Face Mask (15 Yards), 15 yards, enforced at WAS 48.	X3
<u>1-10-DAL 37</u>	(13:54) M.Jones right tackle to DAL 34 for 3 yards (N.Hayden; R.McClain).	
2-7-DAL 34	(13:14) K.Cousins pass short left to J.Crowder pushed ob at DAL 24 for 10 yards (B.Church).	
	PENALTY on WAS-R.Grant, Illegal Crackback, 15 yards, enforced at DAL 34 - No Play.	
2-22-DAL 49	(12:43) (Shotgun) K.Cousins pass short middle to M.Jones to DAL 44 for 5 yards (B.Church).	
3-17-DAL 44	(12:02) (Shotgun) K.Cousins pass incomplete short left to J.Reed.	
4-17-DAL 44	(11:57) T.Way punts 44 yards to end zone, Center-N.Sundberg, Touchback.	

Dallas Cowboys at 11:47

1-10-DAL 20	(11:47) PENALTY on DAL-J.Witten, False Start, 5 yards, enforced at DAL 20 - No Play.	
1-15-DAL 15	(11:47) M.Cassel pass short right to D.McFadden pushed ob at DAL 21 for 6 yards (T.Murphy).	
2-9-DAL 21	(11:14) M.Cassel sacked at DAL 19 for -2 yards (T.Murphy).	
3-11-DAL 19	(10:29) (Shotgun) M.Cassel pass short middle to J.Witten to DAL 31 for 12 yards (D.Hall; K.Jarrett).	P2
<u>1-10-DAL 31</u>	(9:44) D.McFadden right end to DAL 37 for 6 yards (M.Foster; W.Compton).	
	PENALTY on WAS-R.Jean Francois, Defensive Offside, 5 yards, enforced at DAL 31 - No Play.	
	Penalty on WAS-C.Baker, Defensive Offside, declined.	
1-5-DAL 36	(9:18) D.McFadden right end to DAL 34 for -2 yards (C.Baker).	
2-7-DAL 34	(8:39) (Shotgun) M.Cassel pass short middle to J.Witten to DAL 41 for 7 yards (W.Compton).	P3
<u>1-10-DAL 41</u>	(7:58) M.Cassel pass deep right to T.Williams pushed ob at WAS 21 for 38 yards (D.Goldson).	P4
<u>1-10-WAS 21</u>	(7:25) D.McFadden right end to WAS 15 for 6 yards (K.Jarrett).	
2-4-WAS 15	(6:44) (Shotgun) M.Cassel pass incomplete.	
3-4-WAS 15	(6:39) (Shotgun) M.Cassel pass incomplete short right to C.Beasley.	
4-4-WAS 15	(6:39) (Field Goal formation) PENALTY on DAL-C.Brown, False Start, 5 yards, enforced at WAS 15 - No Play.	
4-9-WAS 20	(6:36) D.Bailey 38 yard field goal is GOOD, Center-L.Ladouceur, Holder-C.Jones.	

DAL 3 WAS 0, 10 plays, 60 yards, 1 penalty, 5:16 drive, 8:29 elapsed

D.Bailey kicks 68 yards from DAL 35 to WAS -3. R.Ross to WAS 16 for 19 yards (A.Gachkar; J.Heath).

Washington Redskins at 6:31, (1st play from scrimmage 6:26)

1-10-WAS 16	(6:26) M.Jones right end to WAS 16 for no gain (B.Church).	
2-10-WAS 16	(5:52) M.Jones left end pushed ob at WAS 15 for -1 yards (S.Lee; B.Church).	
3-11-WAS 15	(5:15) (Shotgun) K.Cousins pass short middle to J.Reed to WAS 27 for 12 yards (T.Patmon, S.Lee) [G.Hardy].	P4
<u>1-10-WAS 27</u>	(4:30) T.Compton reported in as eligible. M.Jones left end to WAS 37 for 10 yards (D.Lawrence).	R5
<u>1-10-WAS 37</u>	(4:04) T.Compton reported in as eligible. K.Cousins pass incomplete short right to M.Jones.	
	PENALTY on WAS-J.LeRibeus, Ineligible Downfield Pass, 5 yards, enforced at WAS 37 - No Play.	
1-15-WAS 32	(4:00) (Shotgun) K.Cousins pass incomplete deep left to J.Reed (M.Claiborne).	
2-15-WAS 32	(3:54) (Shotgun) M.Jones left tackle to WAS 41 for 9 yards (R.McClain).	
3-6-WAS 41	(3:10) (Shotgun) K.Cousins pass short middle to D.Jackson to DAL 42 for 17 yards (B.Church).	P6
<u>1-10-DAL 42</u>	(2:32) (Shotgun) M.Jones up the middle to DAL 46 for -4 yards (G.Hardy).	

Two-Minute Warning

2-14-DAL 46	(2:00) (Shotgun) K.Cousins pass incomplete short right to J.Reed.	
3-14-DAL 46	(1:56) (Shotgun) K.Cousins pass short middle to P.Garcon to DAL 32 for 14 yards (B.Jones).	P7
<u>1-10-DAL 32</u>	(1:15) (Shotgun) K.Cousins pass short left to D.Jackson to DAL 25 for 7 yards (M.Claiborne).	
	Timeout #1 by WAS at 01:05.	
2-3-DAL 25	(1:05) (Shotgun) K.Cousins pass incomplete short left to J.Crowder [D.Lawrence].	
3-3-DAL 25	(1:00) (Shotgun) K.Cousins pass short right to D.Jackson pushed ob at DAL 19 for 6 yards (M.Claiborne).	
	PENALTY on WAS-P.Garcon, Offensive Pass Interference, 10 yards, enforced at DAL 25 - No Play.	
3-13-DAL 35	(:52) (Shotgun) K.Cousins pass short left to C.Thompson to DAL 26 for 9 yards (B.Church).	
	Timeout #2 by WAS at 00:02.	
4-4-DAL 26	(:02) D.Hopkins 45 yard field goal is GOOD, Center-N.Sundberg, Holder-T.Way.	

DAL 3 WAS 3, 14 plays, 58 yards, 6:31 drive, 15:00 elapsed

Dallas Cowboys vs Washington Redskins at FedExField

END OF QUARTER

	Score	Time Poss	First Downs				Efficiencies	
			R	P	X	T	3 Down	4 Down
Dallas Cowboys	3	5:16	0	3	0	3	1/2	0/0
Washington Redskins	3	9:44	1	4	1	6	4/6	0/0

Third Quarter

12/7/2015

Play By Play

DAL elects to Receive, and WAS elects to defend the West goal.

D.Hopkins kicks 65 yards from WAS 35 to end zone, Touchback.

Dallas Cowboys at 15:00

- 1-10-DAL 20 (15:00) D.McFadden right guard to DAL 27 for 7 yards (B.Breeland, W.Compton).
- 2-3-DAL 27 (14:25) D.McFadden left tackle to DAL 34 for 7 yards (D.Hall). R5
- 1-10-DAL 34 (13:50) D.McFadden right end to DAL 41 for 7 yards (J.Hatcher). FUMBLES (J.Hatcher), RECOVERED by WAS-M.Foster at DAL 41. M.Foster to DAL 41 for no gain (T.Frederick).
The Replay Official reviewed the fumble ruling, and the play was Upheld. The ruling on the field stands.

Washington Redskins at 13:40

- 1-10-DAL 41 (13:40) K.Cousins pass short left to P.Garcon pushed ob at DAL 33 for 8 yards (M.Claiborne; S.Lee).
- 2-2-DAL 33 (13:18) M.Jones right guard to DAL 25 for 8 yards (R.McClain). R8
- 1-10-DAL 25 (12:41) M.Jones right tackle to DAL 16 for 9 yards (R.McClain; B.Jones).
- 2-1-DAL 16 (11:56) T.Compton and T.Nsekhe reported in as eligible. M.Jones left tackle to DAL 16 for no gain (R.McClain, S.Lee).
- 3-1-DAL 16 (11:17) M.Jones right guard to DAL 18 for -2 yards (D.Lawrence).
- 4-3-DAL 18 (10:37) D.Hopkins 36 yard field goal is GOOD, Center-N.Sundberg, Holder-T.Way.

DAL 3 WAS 6, 6 plays, 23 yards, 3:07 drive, 4:27 elapsed

D.Hopkins kicks 65 yards from WAS 35 to end zone, Touchback.

Dallas Cowboys at 10:33

- 1-10-DAL 20 (10:33) M.Cassel pass deep right to T.Williams pushed ob at DAL 45 for 25 yards (D.Goldson; B.Breeland). P6
- 1-10-DAL 45 (10:01) R.Turbin right end to DAL 47 for 2 yards (C.Baker).
- 2-8-DAL 47 (9:19) (Shotgun) M.Cassel pass short middle to J.Witten to WAS 49 for 4 yards (D.Hall, D.Goldson).
PENALTY on DAL-J.Witten, Offensive Pass Interference, 10 yards, enforced at DAL 47 - No Play.
- 2-18-DAL 37 (8:50) (Shotgun) M.Cassel pass short middle to J.Witten pushed ob at DAL 46 for 9 yards (Q.Dunbar).
Timeout #1 by DAL at 08:13.
- 3-9-DAL 46 (8:13) (Shotgun) M.Cassel pass incomplete short middle to D.Bryant (B.Breeland).
PENALTY on WAS-B.Breeland, Defensive Pass Interference, 6 yards, enforced at DAL 46 - No Play. X7
Penalty on WAS-J.Hatcher, Defensive Offside, declined.
- 1-10-WAS 48 (8:05) M.Cassel pass incomplete deep right to J.Witten. WAS-J.Hatcher was injured during the play.
- 2-10-WAS 48 (7:53) (Shotgun) R.Turbin left guard to WAS 47 for 1 yard (R.Kerrigan, K.Jarrett).
- 3-9-WAS 47 (7:11) (Shotgun) M.Cassel pass incomplete short left to D.Bryant.
PENALTY on WAS-Q.Dunbar, Defensive Pass Interference, 11 yards, enforced at WAS 47 - No Play. X8
- 1-10-WAS 36 (7:07) R.Turbin up the middle to WAS 33 for 3 yards (J.Hatcher). WAS-J.Hatcher was injured during the play. His return is Questionable. 97-
Hatcher is being evaluated for a possible concussion
- 2-7-WAS 33 (6:34) (Shotgun) M.Cassel pass short right to J.Witten to WAS 24 for 9 yards (B.Breeland, K.Jarrett). P9
- 1-10-WAS 24 (5:53) R.Turbin left tackle to WAS 22 for 2 yards (R.Jean Francois; W.Compton).
- 2-8-WAS 22 (5:08) (Shotgun) M.Cassel scrambles up the middle to WAS 15 for 7 yards (P.Smith).
- 3-1-WAS 15 (4:22) C.Brown reported in as eligible. R.Turbin up the middle to WAS 16 for -1 yards (H.Bates).
- 4-2-WAS 16 (3:39) D.Bailey 34 yard field goal is GOOD, Center-L.Ladouceur, Holder-C.Jones.

DAL 6 WAS 6, 11 plays, 64 yards, 2 penalties, 6:59 drive, 11:26 elapsed

D.Bailey kicks 68 yards from DAL 35 to WAS -3. R.Ross to WAS 22 for 25 yards (K.Wilber; J.Hanna).

Washington Redskins at 3:34, (1st play from scrimmage 3:26)

- 1-10-WAS 22 (3:26) K.Cousins scrambles left end pushed ob at WAS 28 for 6 yards (S.Lee).
- 2-4-WAS 28 (2:51) T.Compton reported in as eligible. M.Jones left guard to WAS 37 for 9 yards (J.Crawford). R9
- 1-10-WAS 37 (2:13) K.Cousins pass incomplete short right to J.Reed.
PENALTY on DAL-B.Carr, Defensive Holding, 5 yards, enforced at WAS 37 - No Play. X10
- 1-10-WAS 42 (2:07) (Shotgun) K.Cousins pass short right to J.Crowder pushed ob at WAS 49 for 7 yards (B.Carr).
- 2-3-WAS 49 (1:38) T.Compton reported in as eligible. K.Cousins pass short right to J.Reed pushed ob at DAL 35 for 16 yards (B.Jones). P11
Penalty on DAL-B.Jones, Illegal Use of Hands, declined.
- 1-10-DAL 35 (1:16) M.Jones left end to DAL 36 for -1 yards (J.Crawford, T.Crawford).
- 2-11-DAL 36 (:35) (Shotgun) K.Cousins pass short right to D.Jackson to DAL 30 for 6 yards (B.Carr).

Dallas Cowboys vs Washington Redskins at FedExField

END OF QUARTER

	Score	Time Poss	First Downs				Efficiencies	
			R	P	X	T	3 Down	4 Down
Dallas Cowboys	6	8:19	1	2	2	5	0/1	0/0
Washington Redskins	6	6:41	2	1	1	4	0/1	0/0

Fourth Quarter

12/7/2015

Play By Play

Washington Redskins continued.

- 3-5-DAL 30 (15:00) (Shotgun) K.Cousins pass short left to J.Crowder to DAL 28 for 2 yards (S.Lee).
 4-3-DAL 28 (14:19) D.Hopkins 46 yard field goal is GOOD, Center-N.Sundberg, Holder-T.Way.

DAL 6 WAS 9, 8 plays, 50 yards, 1 penalty, 4:19 drive, 0:45 elapsed

D.Hopkins kicks 67 yards from WAS 35 to DAL -2. L.Whitehead to DAL 22 for 24 yards (W.Blackmon).

Dallas Cowboys at 14:15, (1st play from scrimmage 14:09)

- 1-10-DAL 22 (14:09) M.Cassel pass short right to J.Hanna to DAL 33 for 11 yards (M.Foster). P10
1-10-DAL 33 (13:27) R.Turbin left guard to DAL 38 for 5 yards (M.Foster).
 2-5-DAL 38 (12:52) M.Cassel pass short right to L.Whitehead pushed ob at DAL 43 for 5 yards (W.Blackmon). P11
1-10-DAL 43 (12:18) M.Cassel pass deep middle to D.Street to WAS 39 for 18 yards (M.Foster). FUMBLES (M.Foster), RECOVERED by WAS-W.Blackmon at WAS 37. W.Blackmon to WAS 37 for no gain (D.Street; T.Frederick).
 The Replay Official reviewed the fumble ruling, and the play was Upheld. The ruling on the field stands.

Washington Redskins at 12:07

- 1-10-WAS 37 (12:07) T.Compton reported in as eligible. M.Jones up the middle to WAS 40 for 3 yards (R.McClain, S.Lee).
 2-7-WAS 40 (11:26) K.Cousins pass short middle to J.Crowder pushed ob at DAL 40 for 20 yards (M.Claiborne). P12
1-10-DAL 40 (10:52) M.Jones left end to DAL 41 for -1 yards (S.Lee).
 2-11-DAL 41 (10:11) K.Cousins pass short left to D.Jackson ran ob at DAL 28 for 13 yards. P13
1-10-DAL 28 (9:39) M.Jones left end to DAL 27 for 1 yard (S.Lee).
 2-9-DAL 27 (8:57) (Shotgun) K.Cousins pass short left to C.Thompson pushed ob at DAL 25 for 2 yards (J.Wilcox).
 3-7-DAL 25 (8:12) (Shotgun) K.Cousins pass short right to C.Thompson to DAL 25 for no gain (B.Church) [G.Hardy].
 4-7-DAL 25 (7:29) D.Hopkins 43 yard field goal is No Good, Wide Right, Center-N.Sundberg, Holder-T.Way.

Dallas Cowboys at 7:26

- 1-10-DAL 33 (7:26) L.Whitehead left end pushed ob at WAS 45 for 22 yards (Q.Dunbar). R12
1-10-WAS 45 (6:43) M.Cassel pass deep left to D.Bryant to WAS 3 for 42 yards (W.Blackmon). P13
1-3-WAS 3 (5:56) M.Cassel pass incomplete short left to D.Bryant (R.Jean Francois).
 2-3-WAS 3 (5:52) (Shotgun) D.McFadden right guard to WAS 1 for 2 yards (W.Compton, M.Foster).
 3-1-WAS 1 (5:09) D.McFadden up the middle to WAS 2 for -1 yards (C.Baker, D.Hall).
 4-2-WAS 2 (4:25) D.Bailey 20 yard field goal is GOOD, Center-L.Ladouceur, Holder-C.Jones.

DAL 9 WAS 9, 6 plays, 65 yards, 3:04 drive, 10:38 elapsed

D.Bailey kicks 67 yards from DAL 35 to WAS -2. R.Ross to WAS 30 for 32 yards (B.Church; D.McCray).

Timeout #1 by WAS at 04:16.

Washington Redskins at 4:22, (1st play from scrimmage 3:38)

- 1-10-WAS 30 (3:38) M.Jones left tackle to WAS 32 for 2 yards (T.Crawford; N.Hayden).
 2-8-WAS 32 (3:36) K.Cousins pass incomplete short right to J.Reed.
 3-8-WAS 32 (3:34) (Shotgun) K.Cousins pass incomplete deep left to P.Garcon.
 4-8-WAS 32 (3:29) T.Way punts 40 yards to DAL 28, Center-N.Sundberg. L.Whitehead to DAL 32 for 4 yards (D.Phillips).

Dallas Cowboys at 3:20

- 1-10-DAL 32 (3:20) (Shotgun) M.Cassel pass short middle to J.Witten to DAL 41 for 9 yards (K.Jarrett; D.Goldson).
 2-1-DAL 41 (2:40) D.McFadden right tackle to DAL 43 for 2 yards (W.Compton). R14
1-10-DAL 43 (2:00) (Shotgun) M.Cassel pass incomplete short middle to J.Witten.

Two-Minute Warning

- 2-10-DAL 43 (1:56) (Shotgun) M.Cassel pass short right to D.Bryant ran ob at WAS 45 for 12 yards.
 The Replay Official reviewed the pass completion ruling, and the play was REVERSED.
 (Shotgun) M.Cassel pass incomplete short right to D.Bryant (B.Breeland).
 3-10-DAL 43 (1:50) (Shotgun) M.Cassel pass incomplete short middle to C.Beasley.
 4-10-DAL 43 (1:47) C.Jones punts 41 yards to WAS 16, Center-L.Ladouceur. D.Jackson to WAS 9 for -7 yards (J.Heath). FUMBLES (J.Heath), RECOVERED by DAL-C.Jones at WAS 15. C.Jones to WAS 15 for no gain (D.Jackson).
 The Replay Official reviewed the fumble ruling, and the play was Upheld. The ruling on the field stands.

Dallas Cowboys at 1:26

- 1-10-WAS 15 (1:26) D.McFadden left end pushed ob at WAS 6 for 9 yards (D.Goldson).
 2-1-WAS 6 (1:19) D.McFadden right guard for 6 yards, TOUCHDOWN. R15
 D.Bailey extra point is GOOD, Center-L.Ladouceur, Holder-C.Jones.

DAL 16 WAS 9, 2 plays, 15 yards, 0:12 drive, 13:46 elapsed

Dallas Cowboys vs Washington Redskins at FedExField

D.Bailey kicks 64 yards from DAL 35 to WAS 1. R.Ross to WAS 42 for 41 yards (D.Wilson).

PENALTY on DAL-J.Wilcox, Face Mask (15 Yards), 15 yards, enforced at WAS 42.

Washington Redskins at 1:14, (1st play from scrimmage 1:06)

1-10-DAL 43 (1:06) (Shotgun) K.Cousins pass short left to P.Garcon pushed ob at DAL 34 for 9 yards (M.Claiborne).

2-1-DAL 34 (1:01) (Shotgun) K.Cousins pass incomplete short left to P.Garcon.

3-1-DAL 34 (:57) (Shotgun) C.Thompson left tackle to DAL 28 for 6 yards (S.Lee; R.McClain).

R14

Timeout #2 by WAS at 00:49.

1-10-DAL 28 (:49) (Shotgun) K.Cousins pass deep right to D.Jackson for 28 yards, TOUCHDOWN.

P15

D.Hopkins extra point is GOOD, Center-N.Sundberg, Holder-T.Way.

DAL 16 WAS 16, 4 plays, 43 yards, 0:30 drive, 14:16 elapsed

D.Hopkins kicks 67 yards from WAS 35 to DAL -2. L.Whitehead to DAL 44 for 46 yards (D.Young).

Dallas Cowboys at 0:44, (1st play from scrimmage 0:37)

1-10-DAL 44 (:37) (Shotgun) M.Cassel pass short right to D.Bryant pushed ob at WAS 44 for 12 yards (B.Breeland).

P16

1-10-WAS 44 (:30) (Shotgun) M.Cassel pass short left to D.Bryant to WAS 36 for 8 yards (B.Breeland).

Timeout #2 by DAL at 00:21.

2-2-WAS 36 (:21) (Shotgun) M.Cassel pass incomplete short right to J.Witten (R.Kerrigan).

3-2-WAS 36 (:17) (Shotgun) M.Cassel pass incomplete short right to J.Witten.

4-2-WAS 36 (:14) D.Bailey 54 yard field goal is GOOD, Center-L.Ladouceur, Holder-C.Jones.

DAL 19 WAS 16, 5 plays, 20 yards, 0:35 drive, 14:51 elapsed

D.Bailey kicks 60 yards from DAL 35 to WAS 5. D.Jackson to WAS 13 for 8 yards. Lateral to J.Reed to WAS 7 for -6 yards. Lateral to J.Crowder to WAS 13 for 6 yards. J.Crowder pass incomplete short right to J.Reed.

PENALTY on WAS-J.Crowder, Illegal Forward Pass, 0 yards, enforced at WAS 13.

END OF QUARTER

	Score	Time Poss	First Downs				Efficiencies	
			R	P	X	T	3 Down	4 Down
Dallas Cowboys	19	7:53	3	4	0	7	0/3	0/0
Washington Redskins	16	7:07	1	3	0	4	1/4	0/0

Miscellaneous Statistics Report

Dallas Cowboys vs Washington Redskins
12/7/2015 at FedExField

Ten Longest Plays for Dallas Cowboys

Yards	Qtr	Play Start	Play Description
42	4	1-10-WAS 45	(6:43) M.Cassel pass deep left to D.Bryant to WAS 3 for 42 yards (W.Blackmon).
38	2	1-10-DAL 41	(7:58) M.Cassel pass deep right to T.Williams pushed ob at WAS 21 for 38 yards (D.Goldson).
25	3	1-10-DAL 20	(10:33) M.Cassel pass deep right to T.Williams pushed ob at DAL 45 for 25 yards (D.Goldson; B.Breeland).
22	4	1-10-DAL 33	(7:26) L.Whitehead left end pushed ob at WAS 45 for 22 yards (Q.Dunbar).
15	1	3-23-DAL 28	(:57) (Shotgun) M.Cassel pass short middle to R.Turbin to DAL 43 for 15 yards (W.Compton).
13	1	1-10-DAL 35	(7:12) L.Whitehead right end to DAL 48 for 13 yards (D.Hall). End around
12	2	3-11-DAL 19	(10:29) (Shotgun) M.Cassel pass short middle to J.Witten to DAL 31 for 12 yards (D.Hall; K.Jarrett).
12	4	1-10-DAL 44	(:37) (Shotgun) M.Cassel pass short right to D.Bryant pushed ob at WAS 44 for 12 yards (B.Breeland).
11	4	1-10-DAL 22	(14:09) M.Cassel pass short right to J.Hanna to DAL 33 for 11 yards (M.Foster).
9	3	2-18-DAL 37	(8:50) (Shotgun) M.Cassel pass short middle to J.Witten pushed ob at DAL 46 for 9 yards (Q.Dunbar).

Ten Longest Plays for Washington Redskins

Yards	Qtr	Play Start	Play Description
38	2	3-5-WAS 25	(14:21) (Shotgun) K.Cousins pass short middle to P.Garcon to WAS 48 for 23 yards (B.Jones; B.Carr).
28	4	1-10-DAL 28	(:49) (Shotgun) K.Cousins pass deep right to D.Jackson for 28 yards, TOUCHDOWN.
20	4	2-7-WAS 40	(11:26) K.Cousins pass short middle to J.Crowder pushed ob at DAL 40 for 20 yards (M.Claiborne).
17	2	3-6-WAS 41	(3:10) (Shotgun) K.Cousins pass short middle to D.Jackson to DAL 42 for 17 yards (B.Church).
16	3	2-3-WAS 49	(1:38) T.Compton reported in as eligible. K.Cousins pass short right to J.Reed pushed ob at DAL 35 for 16 yards (B.Jones).
14	2	3-14-DAL 46	(1:56) (Shotgun) K.Cousins pass short middle to P.Garcon to DAL 32 for 14 yards (B.Jones).
13	4	2-11-DAL 41	(10:11) K.Cousins pass short left to D.Jackson ran ob at DAL 28 for 13 yards.
12	2	3-11-WAS 15	(5:15) (Shotgun) K.Cousins pass short middle to J.Reed to WAS 27 for 12 yards (T.Patmon, S.Lee) [G.Hardy].
10	2	1-10-WAS 27	(4:30) T.Compton reported in as eligible. M.Jones left end to WAS 37 for 10 yards (D.Lawrence).
9	1	2-15-WAS 15	(14:20) (Shotgun) K.Cousins pass short left to D.Jackson pushed ob at WAS 24 for 9 yards (B.Church).

Touchdown Scoring Information

		Offense	Defense	Special Teams
VISITOR	Dallas Cowboys	1	0	0
HOME	Washington Redskins	1	0	0

Player Scoring Information

Club	Player	TD	Rush TD	Rec TD	KO TD	Punt TD	Int TD	Fum TD	Misc TD	FG	XP	2Pt Rush	2Pt Rec	Sfty	Points
DAL	D.Bailey	0	0	0	0	0	0	0	0	4	1	0	0	0	13
DAL	D.McFadden	0	1	0	0	0	0	0	0	0	0	0	0	0	6
WAS	D.Hopkins	0	0	0	0	0	0	0	0	3	1	0	0	0	10
WAS	D.Jackson	0	0	1	0	0	0	0	0	0	0	0	0	0	6

Possession Detail

	First Half		Second Half		Game	
	Visitor	Home	Visitor	Home	Visitor	Home
Largest Lead	3	0	7	3	7	3
Drives Leading	0	0	0	1	0	1
Time of Possession Leading	0:00	0:00	0:00	4:41	0:00	4:41
Largest Deficit	0	-3	-3	-7	-3	-7
Drives Trailing	0	1	3	2	3	3
Time of Possession Trailing	0:00	6:31	12:11	0:39	12:11	7:10
Times Score Tied Up		1		3		4
Lead Changes		1		4		5

Playtime Percentage

Percent of playtime per player on offense, defense and special teams

Dallas Cowboys

Washington Redskins

		Offense	Defense	Special Teams				Offense	Defense	Special Teams			
D Free	T	58	100%	5	16%	T Williams	T	65	100%	5	16%		
T Smith	T	58	100%	5	16%	M Moses	T	65	100%	5	16%		
T Frederick	C	58	100%	5	16%	S Long	G	65	100%	5	16%		
Z Martin	G	58	100%	5	16%	B Scherff	G	65	100%	5	16%		
L Collins	G	58	100%	5	16%	J LeRibeus	C	65	100%				
M Cassel	QB	58	100%			K Cousins	QB	65	100%				
J Witten	TE	57	98%	5	16%	J Reed	TE	62	95%	1	3%		
D Bryant	WR	48	83%			P Garcon	WR	58	89%	1	3%		
T Williams	WR	38	66%			J Crowder	WR	54	83%	3	10%		
D McFadden	RB	37	64%			D Jackson	WR	48	74%	3	10%		
C Beasley	WR	25	43%	2	6%	M Jones	RB	40	62%	1	3%		
J Hanna	TE	21	36%	14	45%	T Compton	T	17	26%	10	32%		
R Turbin	RB	18	31%			C Thompson	RB	17	26%	6	19%		
L Whitehead	WR	15	26%	9	29%	R Grant	WR	12	18%	12	39%		
G Escobar	TE	14	24%	8	26%	A Morris	RB	8	12%				
D Street	WR	8	14%	5	16%	T Nsekhe	T	4	6%	5	16%		
T Clutts	FB	6	10%	4	13%	J Hamm	TE	3	5%	20	65%		
R Smith	RB	2	3%	4	13%	R Ross	WR	2	3%	8	26%		
C Brown	T	1	2%	5	16%	W Compton	LB		58	100%	12	39%	
B Carr	CB		65	100%	11	35%	B Breeland	CB		58	100%	9	29%
B Jones	CB		65	100%	6	19%	D Goldson	FS		58	100%	9	29%
M Claiborne	CB		65	100%	1	3%	R Kerrigan	LB		58	100%	5	16%
R McClain	LB		65	100%			W Blackmon	CB		57	98%	10	32%
B Church	SS		64	98%	7	23%	M Foster	LB		47	81%	7	23%
S Lee	LB		64	98%	5	16%	C Baker	DE		45	78%		
G Hardy	DE		51	78%	4	13%	D Hall	CB		41	71%		
D Lawrence	DE		47	72%	7	23%	R Jean Francois	DE		34	59%	6	19%
T Crawford	DT		44	68%	7	23%	Q Dunbar	CB		32	55%	8	26%
J Wilcox	FS		39	60%	20	65%	T Murphy	LB		29	50%	21	68%
N Hayden	DT		35	54%	5	16%	K Jarrett	FS		29	50%	10	32%
J Crawford	DE		25	38%	12	39%	P Smith	LB		29	50%	4	13%
T Patmon	CB		21	32%	18	58%	J Hatcher	DE		21	36%	1	3%
J Mincey	DE		19	29%			T Knighton	NT		19	33%	8	26%
K Wilber	LB		15	23%	26	84%	K Golston	NT		12	21%	15	48%
D Irving	DE		15	23%	7	23%	S Paea	DE		10	17%		
R Gregory	DE		15	23%	3	10%	H Bates	LB		1	2%	20	65%
A Hitchens	LB		1	2%	8	26%	D Young	FB			21	68%	
J Heath	FS			21	68%	D Phillips	DB			19	61%		
D McCray	SS			21	68%	J Johnson	SS			18	58%		
A Gachkar	LB			19	61%	C Fields	LB			14	45%		
D Wilson	LB			19	61%	T Way	P			12	39%		
D Bailey	K			11	35%	N Sundberg	LS			12	39%		
C Jones	P			9	29%	D Hopkins	K			9	29%		
L Ladouceur	LS			9	29%								
M Bernadeau	G			5	16%								

National Football League Game Summary

NFL Copyright © 2015 by The National Football League. All rights reserved. This summary and play-by-play is for the express purpose of assisting media in their coverage of the game; any other use of this material is prohibited without the written permission of the National Football League. Updated: 12/18/2015

Date: Sunday, 12/13/2015

Washington Redskins at Chicago Bears

Start Time: 12:02 PM CST

at Soldier Field, Chicago, IL

Game Day Weather

Game Weather: Cloudy, chance of rain increasing up to 75% during game.

Temp: 62° F (16.7° C) Humidity: 80%, Wind: SSE 12 mph

Played Outdoors on Turf: Grass

Officials

Referee: Torbert, Ronald (62)
Line Judge: Steinkerchner, Mark (84)
Back Judge: Yette, Greg (38)

Umpire: Paganelli, Carl (124)
Side Judge: Edwards, Scott (3)
Replay Official: Spyskma, Bill ()

Head Linesman: Howey, Jim (37)
Field Judge: Santi, Aaron (50)

Lineups

Washington Redskins

Chicago Bears

Offense		Defense	
WR 11	D.Jackson	WLB 91	R.Kerrigan
LT 71	Trent.Williams	NT 98	T.Knighton
LG 61	S.Long	SLB 94	P.Smith
C 67	J.LeRibeus	DE 92	C.Baker
RG 75	B.Scherff	MIKE 51	W.Compton
RT 76	M.Moses	MO 54	M.Foster
TE 89	D.Carrier	CB 47	Q.Dunbar
WR 88	P.Garcon	CB 26	B.Breeland
QB 8	K.Cousins	CB 41	W.Blackmon
FB 36	D.Young	SS 30	K.Jarrett
RB 46	A.Morris	FS 38	D.Goldson

Offense		Defense	
WR 19	E.Royal	DE 98	M.Unrein
TE 86	Z.Miller	NT 91	E.Goldman
LT 72	C.Leno Jr.	DE 96	J.Jenkins
LG 68	M.Slauson	OLB 49	S.Acho
C 55	H.Grasu	ILB 50	S.McClellin
RG 65	P.Omameh	ILB 59	C.Jones
RT 75	K.Long	OLB 97	W.Young
WR 17	A.Jeffery	CB 21	T.Porter
QB 6	J.Cutler	S 38	A.Amos
RB 22	M.Forte	S 31	C.Prosinski
WR 80	M.Mariani	CB 23	K.Fuller

Substitutions

Substitutions

K 3 D.Hopkins, P 5 T.Way, WR 14 R.Grant, WR 19 R.Ross, CB 22 D.Everett, CB 23 D.Hall, RB 31 M.Jones, DB 35 D.Phillips, RB 39 P.Thomas, LB 52 K.Robinson, LS 57 N.Sundberg, LB 59 C.Fields, C 60 B.De La Puente, DE 64 K.Golston, T 68 T.Compton, DE 73 F.Kearse, T 79 T.Nsekhe, WR 80 J.Crowder, TE 86 J.Reed, LB 93 T.Murphy, LB 96 H.Bates, DE 97 J.Hatcher, DE 99 R.Jean Francois

K 9 R.Gould, WR 11 J.Bellamy, WR 14 D.Thompson, P 16 P.O'Donnell, CB 24 A.Ball, RB 25 K.Carey, CB 27 S.McManis, S 29 H.Jones-Quartey, DB 30 D.Hurst, RB 33 J.Langford, S 36 S.Martin, CB 39 J.Glenn, LS 48 P.Scales, LB 52 L.Reynolds, LB 57 L.Barrow, LB 58 J.Anderson, G 62 V.Ducasse, T 74 J.Bushrod, DL 76 B.Gaston, TE 82 K.Lee, TE 88 R.Housler, DL 93 W.Sutton, LB 99 L.Houston

Did Not Play

Did Not Play

QB 16 C.McCoy

QB 12 D.Fales

Not Active

Not Active

QB 10 R.Griffin, WR 12 A.Roberts, S 20 J.Johnson, RB 25 C.Thompson, LB 56 P.Riley, G 74 A.Kouandjio, TE 87 J.Hamm

S 26 A.Rolle, CB 37 B.Callahan, RB 44 A.Smith, G/T 71 N.Becton, WR 81 C.Meredith, DL 90 E.Hood, LB 92 P.McPhee

Field Goals (made () & missed)

		(47)		50WR				
			1	2	3	4	OT	Total
VISITOR:	Washington Redskins		7	7	7	3	0	24
HOME:	Chicago Bears		0	7	14	0	0	21

Scoring Plays

Team	Qtr	Time	Play Description (Extra Point) (Drive Info)	Visitor	Home
Redskins	1	6:30	A.Morris 1 yd. run (D.Hopkins kick) (15-80, 8:30)	7	0
Redskins	2	14:19	K.Cousins 3 yd. run (D.Hopkins kick) (8-93, 3:18)	14	0
Bears	2	0:18	A.Jeffery 20 yd. pass from J.Cutler (R.Gould kick) (5-58, 0:52)	14	7
Redskins	3	8:00	J.Reed 5 yd. pass from K.Cousins (D.Hopkins kick) (10-62, 5:35)	21	7
Bears	3	3:42	Z.Miller 9 yd. pass from J.Cutler (R.Gould kick) (10-80, 4:18)	21	14
Bears	3	1:24	M.Forte 7 yd. run (R.Gould kick) (3-21, 1:18)	21	21
Redskins	4	14:07	D.Hopkins 47 yd. Field Goal (7-51, 2:17)	24	21

Paid Attendance: 61,026

Time: 3:01

Washington Redskins vs Chicago Bears
12/13/2015 at Soldier Field

Final Individual Statistics

Washington Redskins

Chicago Bears

RUSHING						RUSHING					
	ATT	YDS	AVG	LG	TD		ATT	YDS	AVG	LG	TD
M.Jones	18	62	3.4	11	0	M.Forte	10	45	4.5	10	1
A.Morris	11	24	2.2	5	1	J.Langford	11	37	3.4	9	0
K.Cousins	4	13	3.3	9	1	J.Cutler	1	5	5.0	5	0
Total	33	99	3.0	11	2	Total	22	87	4.0	10	1

PASSING									PASSING								
	ATT	CMP	YDS	SK/YD	TD	LG	IN	RT		ATT	CMP	YDS	SK/YD	TD	LG	IN	RT
K.Cousins	31	24	300	3/25	1	32	1	104.2	J.Cutler	31	19	315	3/25	2	50	0	117.0
Total	31	24	300	3/25	1	32	1	104.2	Total	31	19	315	3/25	2	50	0	117.0

PASS RECEIVING								PASS RECEIVING												
	TAR	REC	YDS	AVG	LG	TD		TAR	REC	YDS	AVG	LG	TD		TAR	REC	YDS	AVG	LG	TD
J.Reed	9	9	120	13.3	32	1	A.Jeffery	9	6	107	17.8	50	1							
P.Garcon	7	5	52	10.4	19	0	Z.Miller	6	5	85	17.0	30	1							
D.Jackson	4	2	43	21.5	29	0	J.Langford	7	3	27	9.0	11	0							
R.Ross	2	2	27	13.5	17	0	M.Mariani	3	2	37	18.5	24	0							
M.Jones	3	2	24	12.0	18	0	D.Thompson	1	1	36	36.0	36	0							
J.Crowder	1	1	13	13.0	13	0	E.Royal	2	1	15	15.0	15	0							
P.Thomas	1	1	12	12.0	12	0	M.Forte	2	1	8	8.0	8	0							
D.Carrier	1	1	7	7.0	7	0	K.Lee	1	0	0	0.0	0	0							
D.Young	1	1	2	2.0	2	0														
A.Morris	1	0	0	0.0	0	0														
R.Grant	1	0	0	0.0	0	0														
Total		31	24	300	12.5	32	1	Total		31	19	315	16.6	50	2					

INTERCEPTIONS						INTERCEPTIONS					
	NO	YDS	AVG	LG	TD		NO	YDS	AVG	LG	TD
Total	0	0	0	0	0	K.Fuller	1	9	9.0	9	0
						Total	1	9	9.0	9	0

PUNTING								PUNTING							
	NO	YDS	AVG	NET	TB	IN20	LG		NO	YDS	AVG	NET	TB	IN20	LG
T.Way	4	172	43.0	34.0	1	1	64	P.O'Donnell	5	228	45.6	40.2	1	3	54
Total	4	172	43.0	34.0	1	1	64	Total	5	228	45.6	40.2	1	3	54

PUNT RETURNS								PUNT RETURNS							
	NO	YDS	AVG	FC	LG	TD		NO	YDS	AVG	FC	LG	TD		
J.Crowder	2	7	3.5	1	6	0	E.Royal	1	16	16.0	0	16	0		
[DOWNED]	1	0	0.0	0	0	0	M.Mariani	0	0	0.0	1	0	0		
[TOUCHBACK]	1	0	0.0	0	0	0	[OUT OF BOUNDS]	1	0	0.0	0	0	0		
							[TOUCHBACK]	1	0	0.0	0	0	0		
Total	2	7	3.5	1	6	0	Total	1	16	16.0	1	16	0		

KICKOFF RETURNS								KICKOFF RETURNS							
	NO	YDS	AVG	FC	LG	TD		NO	YDS	AVG	FC	LG	TD		
R.Ross	2	44	22.0	0	22	0	K.Carey	1	22	22.0	0	22	0		
[TOUCHBACK]	2	0	0.0	0	0	0	D.Thompson	1	16	16.0	0	16	0		
							[TOUCHBACK]	3	0	0.0	0	0	0		
Total	2	44	22.0	0	22	0	Total	2	38	19.0	0	22	0		

Washington Redskins

FUMBLES												
	FUM	LOST	OWN-REC	YDS	TD	FORCED	OPP-REC	YDS	TD	OUT-BDS		
M.Jones	1	0		1	0	0	0	0	0	0		
T.Murphy	0	0		0	0	1	1	0	0	0		
Total	1	0		1	0	1	1	0	0	0		

Chicago Bears

FUMBLES												
	FUM	LOST	OWN-REC	YDS	TD	FORCED	OPP-REC	YDS	TD	OUT-BDS		
J.Cutler	1	1		0	0	0	0	0	0	0		
Total	1	1		0	0	0	0	0	0	0		

Washington Redskins vs Chicago Bears

12/13/2015 at Soldier Field

Final Team Statistics

	Visitor Redskins	Home Bears
TOTAL FIRST DOWNS	24	20
By Rushing	10	4
By Passing	13	14
By Penalty	1	2
THIRD DOWN EFFICIENCY	7-12-58%	5-11-45%
FOURTH DOWN EFFICIENCY	0-0-0%	0-0-0%
TOTAL NET YARDS	374	377
Total Offensive Plays (inc. times thrown passing)	67	56
Average gain per offensive play	5.6	6.7
NET YARDS RUSHING	99	87
Total Rushing Plays	33	22
Average gain per rushing play	3.0	4.0
Tackles for a loss-number and yards	4-8	2-2
NET YARDS PASSING	275	290
Times thrown - yards lost attempting to pass	3-25	3-25
Gross yards passing	300	315
PASS ATTEMPTS-COMPLETIONS-HAD INTERCEPTED	31-24-1	31-19-0
Avg gain per pass play (inc.# thrown passing)	8.1	8.5
KICKOFFS Number-In End Zone-Touchbacks	5-4-3	4-4-2
PUNTS Number and Average	4-43.0	5-45.6
Had Blocked	0	0
FGs - PATs Had Blocked	0-0	0-0
Net Punting Average	34.0	40.2
TOTAL RETURN YARDAGE (Not Including Kickoffs)	7	25
No. and Yards Punt Returns	2-7	1-16
No. and Yards Kickoff Returns	2-44	2-38
No. and Yards Interception Returns	0-0	1-9
PENALTIES Number and Yards	8-63	7-79
FUMBLES Number and Lost	1-0	1-1
TOUCHDOWNS	3	3
Rushing	2	1
Passing	1	2
EXTRA POINTS Made-Attempts	3-3	3-3
Kicking Made-Attempts	3-3	3-3
FIELD GOALS Made-Attempts	1-1	0-1
RED ZONE EFFICIENCY	3-3-100%	2-2-100%
GOAL TO GO EFFICIENCY	3-3-100%	1-1-100%
SAFETIES	0	0
FINAL SCORE	24	21
TIME OF POSSESSION	34:22	25:38

Washington Redskins vs Chicago Bears
12/13/2015 at Soldier Field

Ball Possession And Drive Chart

Washington Redskins

#	Time Recd	Time Lost	Time Poss	How Ball Obtained	Drive Began	# Play	Yds Gain	Yds Pen	Net Yds	1st Down	Last Scrm	How Given Up
1	15:00	6:30	8:30	Kickoff	WAS 20	15	80	0	80	7	* CHI 1	Touchdown
2	2:37	14:19	3:18	Punt	WAS 7	8	61	32	93	5	* CHI 3	Touchdown
3	9:46	7:27	2:19	Fumble	WAS 49	3	6	-10	-4	0	WAS 45	Punt
4	2:55	1:10	1:45	Punt	WAS 20	3	-5	-5	-10	0	WAS 10	Punt
5	0:18	0:00	0:18	Kickoff	WAS 17	1	-1	0	-1	0	WAS 17	End of Half
6	13:35	8:00	5:35	Punt	WAS 38	10	66	-4	62	4	* CHI 5	Touchdown
7	3:42	2:42	1:00	Kickoff	WAS 9	2	2	0	2	0	WAS 11	Interception
8	1:24	14:07	2:17	Kickoff	WAS 20	7	51	0	51	2	CHI 29	Field Goal
9	12:50	9:17	3:33	Punt	WAS 18	6	52	-10	42	2	CHI 40	Punt
10	6:18	2:11	4:07	Punt	WAS 8	10	51	0	51	3	CHI 41	Punt
11	1:40	0:00	1:40	Missed FG	WAS 40	3	11	0	11	1	WAS 43	End of Game

(246) Average WAS 22

Chicago Bears

#	Time Recd	Time Lost	Time Poss	How Ball Obtained	Drive Began	# Play	Yds Gain	Yds Pen	Net Yds	1st Down	Last Scrm	How Given Up
1	6:30	2:37	3:53	Kickoff	CHI 28	5	18	-10	8	1	CHI 36	Punt
2	14:19	9:46	4:33	Kickoff	CHI 7	10	44	0	44	4	WAS 39	Fumble
3	7:27	2:55	4:32	Punt	CHI 22	6	51	-15	36	2	WAS 42	Punt
4	1:10	0:18	0:52	Punt	CHI 42	5	63	-5	58	2	WAS 20	Touchdown
5	15:00	13:35	1:25	Kickoff	CHI 20	3	-1	0	-1	0	CHI 19	Punt
6	8:00	3:42	4:18	Kickoff	CHI 20	10	65	15	80	6	* WAS 9	Touchdown
7	2:42	1:24	1:18	Interception	WAS 21	3	21	0	21	2	* WAS 7	Touchdown
8	14:07	12:50	1:17	Kickoff	CHI 20	3	8	0	8	0	CHI 28	Punt
9	9:17	6:18	2:59	Punt	CHI 6	7	55	0	55	2	WAS 39	Punt
10	2:11	1:40	0:31	Punt	CHI 20	5	53	-5	48	1	WAS 32	Missed FG

(264) Average CHI 26

* inside opponent's 20

Time of Possession by Quarter

	1st	2nd	3rd	4th	OT	Total
Visitor Washington Redskins	11:07	5:03	7:59	10:13		34:22
Home Chicago Bears	3:53	9:57	7:01	4:47		25:38

Kickoff Drive No.-Start Average

Redskins: 4 - WAS 16

Bears: 5 - CHI 19

Washington Redskins vs Chicago Bears
12/13/2015 at Soldier Field

Final Defensive Statistics

Washington Redskins	Regular Defensive Plays											Special Teams					Misc			
	TKL	AST	COMB	SK	/ YDS	TFL	Q	IN	PD	FF	FR	TKL	AST	FF	FR	BL	TKL	AST	FF	FR
M.Foster	6	0	6	0	0	0	0	0	0	0	0	0	0	0	0	0	0	0	0	0
D.Hall	6	0	6	0	0	0	0	0	0	0	0	0	0	0	0	0	0	0	0	0
R.Kerrigan	4	1	5	1	8	2	1	0	0	0	0	0	0	0	0	0	0	0	0	0
B.Breeland	4	1	5	0	0	1	0	0	1	0	0	0	0	0	0	0	0	0	0	0
W.Compton	4	0	4	0	0	0	0	0	0	0	0	0	0	0	0	0	0	0	0	0
D.Goldson	4	0	4	0	0	0	0	0	0	0	0	0	0	0	0	0	0	0	0	0
K.Jarrett	1	2	3	0	0	0	0	0	0	0	0	0	0	0	0	0	0	0	0	0
W.Blackmon	2	0	2	0	0	0	0	0	0	0	0	0	0	0	0	0	0	0	0	0
C.Baker	2	0	2	0	0	0	0	0	0	0	0	0	0	0	0	0	0	0	0	0
Q.Dunbar	2	0	2	0	0	0	0	0	0	0	0	0	0	0	0	0	0	0	0	0
T.Murphy	1	0	1	1	10	0	1	0	0	1	1	0	0	0	0	0	0	0	0	0
T.Knighton	1	0	1	1	7	1	1	0	0	0	0	0	0	0	0	0	0	0	0	0
P.Smith	1	0	1	0	0	0	0	0	0	0	0	0	0	0	0	0	0	0	0	0
K.Golston	0	0	0	0	0	0	1	0	0	0	0	0	0	0	0	0	0	0	0	0
C.Fields	0	0	0	0	0	0	0	0	0	0	0	1	0	0	0	0	0	0	0	0
D.Hopkins	0	0	0	0	0	0	0	0	0	0	0	1	0	0	0	0	0	0	0	0
N.Sundberg	0	0	0	0	0	0	0	0	0	0	0	1	0	0	0	0	0	0	0	0
J.Reed	0	0	0	0	0	0	0	0	0	0	0	0	0	0	0	0	1	0	0	0
M.Jones	0	0	0	0	0	0	0	0	0	0	0	0	0	0	0	0	0	0	0	1
Total	38	4	42	3	25	4	4	0	1	1	1	3	0	0	0	0	1	0	0	1

TKL = Tackle AST = Assist COMB = Combined QH=QB Hit IN = Interception PD = Pass Defense FF = Forced Fumble FR = Fumble Recovery

Chicago Bears	Regular Defensive Plays											Special Teams					Misc			
	TKL	AST	COMB	SK	/ YDS	TFL	QH	IN	PD	FF	FR	TKL	AST	FF	FR	BL	TKL	AST	FF	FR
L.Houston	7	1	8	1	9	2	1	0	0	0	0	0	0	0	0	0	0	0	0	0
A.Amos	7	0	7	0	0	0	0	0	0	0	0	0	0	0	0	0	0	0	0	0
S.McClellin	6	1	7	0	0	0	0	0	0	0	0	0	0	0	0	0	0	0	0	0
C.Jones	5	2	7	0	0	0	0	0	0	0	0	0	0	0	0	0	0	0	0	0
T.Porter	5	0	5	0	0	0	0	0	0	0	0	0	0	0	0	0	0	0	0	0
W.Young	4	0	4	1	10	3	3	0	0	0	0	0	0	0	0	0	0	0	0	0
M.Unrein	4	0	4	1	6	1	1	0	0	0	0	0	0	0	0	0	0	0	0	0
J.Anderson	3	0	3	0	0	0	0	0	0	0	0	0	0	0	0	0	0	0	0	0
S.Acho	2	1	3	0	0	0	0	0	0	0	0	0	0	0	0	0	0	0	0	0
C.Prosinski	2	0	2	0	0	0	0	0	0	0	0	0	0	0	0	0	0	0	0	0
W.Sutton	1	1	2	0	0	1	0	0	1	0	0	0	0	0	0	0	0	0	0	0
E.Goldman	1	1	2	0	0	0	0	0	0	0	0	0	0	0	0	0	0	0	0	0
K.Fuller	1	0	1	0	0	0	0	1	1	0	0	0	0	0	0	0	0	0	0	0
S.McManis	1	0	1	0	0	0	0	0	0	0	0	2	1	0	0	0	0	0	0	0
A.Ball	1	0	1	0	0	0	0	0	0	0	0	0	0	0	0	0	0	0	0	0
B.Gaston	0	1	1	0	0	0	0	0	0	0	0	0	0	0	0	0	0	0	0	0
J.Jenkins	0	0	0	0	0	0	2	0	0	0	0	0	0	0	0	0	0	0	0	0
S.Martin	0	0	0	0	0	0	0	0	0	0	0	1	0	0	0	0	0	0	0	0
H.Jones-Quartey	0	0	0	0	0	0	0	0	0	0	0	0	1	0	0	0	0	0	0	0
P.Omahneh	0	0	0	0	0	0	0	0	0	0	0	0	0	0	0	0	1	0	0	0
Total	50	8	58	3	25	7	7	1	2	0	0	3	2	0	0	0	1	0	0	0

Play By Play

First Quarter

12/13/2015

CHI wins the coin toss and elects to defer. WAS elects to Receive, and CHI elects to defend the north goal.

R.Gould kicks 65 yards from CHI 35 to end zone, Touchback.

Washington Redskins at 15:00

- 1-10-WAS 20 (15:00) A.Morris left tackle to WAS 22 for 2 yards (M.Unrein).
- 2-8-WAS 22 (14:24) K.Cousins pass short left to P.Garcon pushed ob at WAS 30 for 8 yards (T.Porter). P1
- 1-10-WAS 30 (13:57) A.Morris left tackle to WAS 33 for 3 yards (W.Young).
- 2-7-WAS 33 (13:19) K.Cousins pass short right to J.Reed to WAS 44 for 11 yards (T.Porter). P2
- 1-10-WAS 44 (12:41) A.Morris left guard to WAS 48 for 4 yards (B.Gaston; W.Sutton).
- 2-6-WAS 48 (12:18) (No Huddle) K.Cousins sacked at WAS 42 for -6 yards (M.Unrein).
- 3-12-WAS 42 (11:36) (Shotgun) K.Cousins pass short left to R.Ross to CHI 41 for 17 yards (J.Anderson) [J.Jenkins]. P3
- 1-10-CHI 41 (10:55) K.Cousins scrambles right end to CHI 32 for 9 yards (S.Acho).
- 2-1-CHI 32 (10:17) T.Compton reported in as eligible. A.Morris left end to CHI 28 for 4 yards (S.McClellin). R4
- 1-10-CHI 28 (9:37) K.Cousins pass short middle to J.Reed to CHI 21 for 7 yards (S.McClellin).
- 2-3-CHI 21 (8:58) A.Morris left end to CHI 21 for no gain (L.Houston).
- 3-3-CHI 21 (8:18) (Shotgun) A.Morris right guard to CHI 16 for 5 yards (L.Houston). R5
- 1-10-CHI 16 (7:39) A.Morris left tackle to CHI 18 for -2 yards (L.Houston).
- 2-12-CHI 18 (6:57) (Shotgun) K.Cousins pass short middle to J.Reed for 18 yards, TOUCHDOWN. P6
The Replay Official reviewed the runner broke the plane ruling, and the play was REVERSED.
(Shotgun) K.Cousins pass short middle to J.Reed to CHI 1 for 17 yards (S.McManis).

Timeout at 06:48.

- 1-1-CHI 1 (6:39) T.Compton reported in as eligible. A.Morris left guard for 1 yard, TOUCHDOWN. R7
D.Hopkins extra point is GOOD, Center-N.Sundberg, Holder-T.Way.

Timeout at 06:30.

WAS 7 CHI 0, 15 plays, 80 yards, 8:30 drive, 8:30 elapsed

D.Hopkins kicks 59 yards from WAS 35 to CHI 6. K.Carey to CHI 28 for 22 yards (C.Fields).

Chicago Bears at 6:30, (1st play from scrimmage 6:25)

- 1-10-CHI 28 (6:25) (Shotgun) M.Forte right guard to CHI 31 for 3 yards (B.Breeland).
- 2-7-CHI 31 (5:53) (Shotgun) J.Cutler pass short right to Z.Miller to CHI 41 for 10 yards (W.Compton). P1
- 1-10-CHI 41 (5:19) (No Huddle, Shotgun) J.Cutler sacked at CHI 34 for -7 yards (T.Knighton).
- 2-17-CHI 34 (4:42) (Shotgun) M.Forte right tackle pushed ob at CHI 44 for 10 yards (B.Breeland).
PENALTY on CHI-M.Slauson, Offensive Holding, 10 yards, enforced at CHI 34 - No Play.
- 2-27-CHI 24 (4:14) (No Huddle, Shotgun) J.Langford right end to CHI 27 for 3 yards (K.Jarrett; R.Kerrigan).
- 3-24-CHI 27 (3:35) (Shotgun) J.Cutler pass short left to J.Langford to CHI 36 for 9 yards (K.Jarrett).
- 4-15-CHI 36 (2:50) (Punt formation) P.O'Donnell punts 52 yards to WAS 12, Center-P.Scales. J.Crowder to WAS 39 for 27 yards (S.Martin).
PENALTY on WAS-D.Carrier, Illegal Block Above the Waist, 6 yards, enforced at WAS 13.

Timeout at 02:37.

Washington Redskins at 2:37

- 1-10-WAS 7 (2:37) K.Cousins pass short middle to D.Carrier to WAS 14 for 7 yards (S.McClellin). WAS-D.Carrier was injured during the play.
- 2-3-WAS 14 (2:22) T.Compton and T.Nsekhe reported in as eligible. M.Jones left guard to WAS 16 for 2 yards (M.Unrein).
Timeout #1 by WAS at 01:43.
- 3-1-WAS 16 (1:43) T.Compton and T.Nsekhe reported in as eligible. K.Cousins left guard to WAS 18 for 2 yards (M.Unrein). R8
- 1-10-WAS 18 (1:05) (Shotgun) K.Cousins pass incomplete short right to P.Garcon.
- 2-10-WAS 18 (1:01) (Shotgun) K.Cousins pass short left to J.Crowder pushed ob at WAS 31 for 13 yards (K.Fuller). P9
- 1-10-WAS 31 (:29) (Shotgun) K.Cousins pass incomplete deep right to D.Jackson.
PENALTY on CHI-T.Porter, Defensive Pass Interference, 32 yards, enforced at WAS 31 - No Play. X10
- 1-10-CHI 37 (:23) T.Compton reported in as eligible. K.Cousins pass short right to J.Reed pushed ob at CHI 9 for 28 yards (A.Amos). P11

END OF QUARTER

	Score	Time Poss	First Downs				Efficiencies	
			R	P	X	T	3 Down	4 Down
Washington Redskins	7	11:07	4	6	1	11	3/3	0/0
Chicago Bears	0	3:53	0	1	0	1	0/1	0/0

Second Quarter

12/13/2015

Play By Play

Washington Redskins continued.

- 1-9-CHI 9 (15:00) (Shotgun) K.Cousins pass short middle to J.Reed to CHI 3 for 6 yards (A.Amos).
 2-3-CHI 3 (14:23) (Shotgun) K.Cousins left end for 3 yards, TOUCHDOWN.
 D.Hopkins extra point is GOOD, Center-N.Sundberg, Holder-T.Way.

R12

Timeout at 14:19.

WAS 14 CHI 0, 8 plays, 93 yards, 1 penalty, 3:18 drive, 0:41 elapsed

D.Hopkins kicks 67 yards from WAS 35 to CHI -2. D.Thompson to CHI 30 for 32 yards (D.Hopkins).

PENALTY on CHI-K.Lee, Offensive Holding, 7 yards, enforced at CHI 14.

Timeout at 14:12.

Chicago Bears at 14:19, (1st play from scrimmage 14:12)

- 1-10-CHI 7 (14:12) J.Langford left end to CHI 16 for 9 yards (D.Goldson).
 2-1-CHI 16 (13:43) (Shotgun) J.Cutler right tackle to CHI 21 for 5 yards. R2
1-10-CHI 21 (13:02) (Shotgun) J.Langford right guard to CHI 20 for -1 yards (B.Breeland).
 2-11-CHI 20 (12:29) (No Huddle, Shotgun) J.Cutler pass incomplete short right to J.Langford.
 3-11-CHI 20 (12:24) (No Huddle, Shotgun) J.Cutler pass short middle to A.Jeffery to CHI 32 for 12 yards (W.Compton). P3
1-10-CHI 32 (11:45) (No Huddle, Shotgun) J.Cutler pass short right to E.Royal to CHI 47 for 15 yards (B.Breeland) [K.Golston]. P4
1-10-CHI 47 (11:14) (No Huddle, Shotgun) J.Langford left guard to CHI 49 for 2 yards (R.Kerrigan).
 2-8-CHI 49 (10:28) (Shotgun) J.Cutler pass incomplete short right to Z.Miller.
 3-8-CHI 49 (10:23) (No Huddle, Shotgun) J.Cutler pass short right to A.Jeffery to WAS 39 for 12 yards (D.Goldson). P5
1-10-WAS 39 (9:54) J.Cutler sacked at WAS 48 for -9 yards (T.Murphy). FUMBLES (T.Murphy) [T.Murphy], RECOVERED by WAS-T.Murphy at WAS 49. T.Murphy to WAS 49 for no gain (P.Omahneh).

Timeout at 09:46.

Washington Redskins at 9:46

- 1-10-WAS 49 (9:46) K.Cousins right end pushed ob at CHI 46 for 5 yards (T.Porter).
 PENALTY on WAS-M.Moses, Offensive Holding, 10 yards, enforced at WAS 49 - No Play.
 1-20-WAS 39 (9:25) (Shotgun) K.Cousins pass short middle to P.Thomas to CHI 49 for 12 yards (J.Anderson).
 2-8-CHI 49 (8:51) A.Morris left guard to CHI 45 for 4 yards (J.Anderson).
 3-4-CHI 45 (8:12) (Shotgun) K.Cousins sacked at WAS 45 for -10 yards (W.Young).
 4-14-WAS 45 (7:34) (Punt formation) T.Way punts 33 yards to CHI 22, Center-N.Sundberg, out of bounds.

Timeout at 07:27.

Chicago Bears at 7:27

- 1-10-CHI 22 (7:27) (Shotgun) J.Bushrod reported in as eligible. M.Forte left tackle to CHI 27 for 5 yards (W.Blackmon).
 2-5-CHI 27 (6:51) (No Huddle) M.Forte right end pushed ob at CHI 31 for 4 yards (M.Foster).
 3-1-CHI 31 (6:36) (No Huddle) PENALTY on WAS-R.Jean Francois, Neutral Zone Infraction, 5 yards, enforced at CHI 31 - No Play. X6
1-10-CHI 36 (6:25) (No Huddle) J.Bushrod reported in as eligible. J.Cutler pass deep right to Z.Miller to WAS 34 for 30 yards (M.Foster). P7
1-10-WAS 34 (5:38) J.Bushrod reported in as eligible. M.Forte left guard to WAS 32 for 2 yards (M.Foster).
 2-8-WAS 32 (5:01) J.Cutler pass short middle to Z.Miller to WAS 18 for 14 yards (D.Hall).
 PENALTY on CHI-C.Leno Jr., Offensive Holding, 10 yards, enforced at WAS 32 - No Play.
 2-18-WAS 42 (4:30) (Shotgun) J.Cutler pass short middle to M.Forte to WAS 36 for 6 yards (W.Blackmon).
 PENALTY on CHI-M.Mariani, Offensive Pass Interference, 10 yards, enforced at WAS 42 - No Play.
 2-28-CHI 48 (4:02) (Shotgun) J.Cutler pass incomplete short left to K.Lee.
 3-28-CHI 48 (3:55) (Shotgun) J.Cutler pass short left to Z.Miller to WAS 42 for 10 yards (W.Blackmon).
 4-18-WAS 42 (3:03) (Punt formation) P.O'Donnell punts 42 yards to end zone, Center-P.Scales, Touchback.

Timeout at 02:55.

Washington Redskins at 2:55

- 1-10-WAS 20 (2:55) M.Jones left guard to WAS 25 for 5 yards (C.Prosinski).
 2-5-WAS 25 (2:19) (Shotgun) PENALTY on WAS-Trent.Williams, False Start, 5 yards, enforced at WAS 25 - No Play.
 2-10-WAS 20 (2:10) (Shotgun) M.Jones left tackle to WAS 19 for -1 yards (W.Young).

Two-Minute Warning

- 3-11-WAS 19 (2:00) (Shotgun) K.Cousins sacked at WAS 10 for -9 yards (L.Houston).
 4-20-WAS 10 (1:27) (Punt formation) T.Way punts 64 yards to CHI 26, Center-N.Sundberg. E.Royal to CHI 42 for 16 yards (N.Sundberg).

Washington Redskins vs Chicago Bears at Soldier Field

Timeout at 01:10.

Chicago Bears at 1:10

1-10-CHI 42 (1:10) (Shotgun) PENALTY on CHI-K.Long, False Start, 5 yards, enforced at CHI 42 - No Play.

1-15-CHI 37 (1:10) (Shotgun) J.Cutler pass short right to J.Langford to CHI 44 for 7 yards (W.Compton).

2-8-CHI 44 (:45) (No Huddle, Shotgun) J.Cutler pass incomplete deep right to A.Jeffery.

3-8-CHI 44 (:40) (Shotgun) J.Cutler pass deep middle to D.Thompson to WAS 20 for 36 yards (D.Hall). P8

Timeout #1 by CHI at 00:30.

1-10-WAS 20 (:30) (Shotgun) J.Cutler pass incomplete deep left to J.Langford.

2-10-WAS 20 (:24) (Shotgun) J.Cutler pass deep left to A.Jeffery for 20 yards, TOUCHDOWN. P9

Penalty on WAS-W.Blackmon, Defensive Pass Interference, declined.

R.Gould extra point is GOOD, Center-P.Scales, Holder-P.O'Donnell.

WAS 14 CHI 7, 5 plays, 58 yards, 0:52 drive, 14:42 elapsed

R.Gould kicks 70 yards from CHI 35 to WAS -5. R.Ross pushed ob at WAS 17 for 22 yards (S.McManis).

Washington Redskins at 0:18, (1st play from scrimmage 0:12)

1-10-WAS 17 (:12) T.Compton reported in as eligible. K.Cousins kneels to WAS 16 for -1 yards.

END OF QUARTER

	Score	Time Poss	First Downs				Efficiencies	
			R	P	X	T	3 Down	4 Down
Washington Redskins	14	5:03	1	0	0	1	0/2	0/0
Chicago Bears	7	9:57	1	6	1	8	3/4	0/0

Third Quarter

12/13/2015

Play By Play

CHI elects to Receive, and WAS elects to defend the North goal.

D.Hopkins kicks 65 yards from WAS 35 to end zone, Touchback.

Chicago Bears at 15:00

- 1-10-CHI 20 (15:00) J.Bushrod reported in as eligible. J.Cutler pass incomplete short middle to M.Forte.
 2-10-CHI 20 (14:52) (Shotgun) M.Forte left end to CHI 27 for 7 yards (M.Foster).
 3-3-CHI 27 (14:22) (Shotgun) J.Cutler sacked at CHI 19 for -8 yards (R.Kerrigan).
 4-11-CHI 19 (13:44) (Punt formation) P.O'Donnell punts 49 yards to WAS 32, Center-P.Scales. J.Crowder to WAS 38 for 6 yards (S.McManis).

Timeout at 13:35.

Washington Redskins at 13:35

- 1-10-WAS 38 (13:35) K.Cousins pass incomplete short right to A.Morris [W.Young].
 2-10-WAS 38 (13:29) (Shotgun) K.Cousins pass short middle to J.Reed to CHI 30 for 32 yards (S.McClellin). P13
1-10-CHI 30 (12:45) K.Cousins pass short right to P.Garcon to CHI 21 for 9 yards (T.Porter).
 2-1-CHI 21 (12:07) T.Compton reported in as eligible. M.Jones left end to CHI 22 for -1 yards (W.Sutton).
 3-2-CHI 22 (11:23) M.Jones left guard to CHI 20 for 2 yards (C.Jones). CHI-W.Sutton was injured during the play. R14

Timeout at 11:06.

- 1-10-CHI 20 (10:56) T.Compton reported in as eligible. M.Jones left guard to CHI 12 for 8 yards (A.Amos).
 2-2-CHI 12 (10:16) T.Compton reported in as eligible. M.Jones right guard to CHI 9 for 3 yards (C.Jones). R15
1-9-CHI 9 (9:32) (Shotgun) K.Cousins pass short middle to M.Jones to CHI 3 for 6 yards (L.Houston).
 2-3-CHI 3 (8:52) K.Cousins pass short right to D.Young to CHI 1 for 2 yards (T.Porter).

Timeout #1 by WAS at 08:05.

- 3-1-CHI 1 (8:05) T.Compton reported in as eligible. PENALTY on WAS-K.Cousins, Delay of Game, 4 yards, enforced at CHI 1 - No Play.
 3-5-CHI 5 (8:05) (Shotgun) K.Cousins pass short middle to J.Reed for 5 yards, TOUCHDOWN. P16
 D.Hopkins extra point is GOOD, Center-N.Sundberg, Holder-T.Way.

WAS 21 CHI 7, 10 plays, 62 yards, 5:35 drive, 7:00 elapsed

D.Hopkins kicks 65 yards from WAS 35 to end zone, Touchback.

Chicago Bears at 8:00

- 1-10-CHI 20 (8:00) (Shotgun) J.Langford right end to CHI 22 for 2 yards (M.Foster).
 2-8-CHI 22 (7:24) (No Huddle, Shotgun) J.Cutler pass short right to M.Mariani to CHI 35 for 13 yards (D.Hall). P10
1-10-CHI 35 (6:59) (No Huddle) J.Langford right guard to CHI 43 for 8 yards (C.Baker).
 2-2-CHI 43 (6:40) (No Huddle, Shotgun) J.Langford left tackle to CHI 46 for 3 yards (D.Hall). R11
 PENALTY on WAS-D.Goldson, Unnecessary Roughness, 15 yards, enforced at CHI 46. X12
1-10-WAS 39 (6:21) (Shotgun) J.Cutler pass short right to A.Jeffery to WAS 28 for 11 yards (D.Hall). P13
1-10-WAS 28 (5:53) (Shotgun) J.Langford left end to WAS 28 for no gain (P.Smith).
 2-10-WAS 28 (5:16) (No Huddle, Shotgun) J.Cutler pass short left to J.Langford to WAS 17 for 11 yards (Q.Dunbar). P14
1-10-WAS 17 (4:32) (Shotgun) J.Langford left guard to WAS 9 for 8 yards (D.Goldson).
 2-2-WAS 9 (3:52) (Shotgun) J.Cutler pass incomplete short left to J.Langford.
 3-2-WAS 9 (3:47) (Shotgun) J.Cutler pass short left to Z.Miller for 9 yards, TOUCHDOWN. P15
 R.Gould extra point is GOOD, Center-P.Scales, Holder-P.O'Donnell.

Timeout at 03:42.

WAS 21 CHI 14, 10 plays, 80 yards, 1 penalty, 4:18 drive, 11:18 elapsed

R.Gould kicks 70 yards from CHI 35 to WAS -5. R.Ross to WAS 17 for 22 yards (H.Jones-Quartey; S.McManis).

PENALTY on WAS-D.Young, Offensive Holding, 8 yards, enforced at WAS 17.

Timeout at 03:38.

Washington Redskins at 3:42, (1st play from scrimmage 3:38)

- 1-10-WAS 9 (3:38) T.Compton reported in as eligible. A.Morris right end to WAS 11 for 2 yards (S.Acho; E.Goldman).
 2-8-WAS 11 (2:53) K.Cousins pass deep right intended for P.Garcon INTERCEPTED by K.Fuller at WAS 30. K.Fuller to WAS 21 for 9 yards (J.Reed).

Chicago Bears at 2:42

- 1-10-WAS 21 (2:42) (Shotgun) M.Forte left tackle to WAS 17 for 4 yards (Q.Dunbar).
 2-6-WAS 17 (2:11) (No Huddle, Shotgun) M.Forte right guard to WAS 7 for 10 yards (D.Goldson). R16
1-7-WAS 7 (1:28) (Shotgun) M.Forte right guard for 7 yards, TOUCHDOWN. R17

Washington Redskins vs Chicago Bears at Soldier Field

R.Gould extra point is GOOD, Center-P.Scales, Holder-P.O'Donnell.

Timeout at 01:24.

WAS 21 CHI 21, 3 plays, 21 yards, 1:18 drive, 13:36 elapsed

R.Gould kicks 65 yards from CHI 35 to end zone, Touchback.

Washington Redskins at 1:24

1-10-WAS 20 (1:24) K.Cousins pass short left to P.Garcon to WAS 25 for 5 yards (A.Amos).

2-5-WAS 25 (:56) (Shotgun) M.Jones right tackle to WAS 36 for 11 yards (A.Amos).

R17

1-10-WAS 36 (:30) T.Compton reported in as eligible. K.Cousins pass deep left to D.Jackson ran ob at CHI 35 for 29 yards.

P18

Timeout #2 by WAS at 00:02.

1-10-CHI 35 (:02) M.Jones left end to CHI 39 for -4 yards (W.Young).

END OF QUARTER

	Score	Time Poss	First Downs				Efficiencies	
			R	P	X	T	3 Down	4 Down
Washington Redskins	21	7:59	3	3	0	6	2/2	0/0
Chicago Bears	21	7:01	3	4	1	8	1/2	0/0

Fourth Quarter

12/13/2015

Play By Play

Washington Redskins continued.

- 2-14-CHI 39 (15:00) K.Cousins pass incomplete short right to R.Grant (W.Sutton).
 3-14-CHI 39 (14:55) (Shotgun) K.Cousins pass short right to R.Ross to CHI 29 for 10 yards (T.Porter).
 4-4-CHI 29 (14:12) (Field Goal formation) D.Hopkins 47 yard field goal is GOOD, Center-N.Sundberg, Holder-T.Way.

Timeout at 14:07.

WAS 24 CHI 21, 7 plays, 51 yards, 2:17 drive, 0:53 elapsed

D.Hopkins kicks 65 yards from WAS 35 to end zone, Touchback.

Chicago Bears at 14:07

- 1-10-CHI 20 (14:07) (Shotgun) M.Forte right tackle to CHI 20 for no gain (M.Foster).
 2-10-CHI 20 (13:33) (No Huddle, Shotgun) J.Cutler pass incomplete deep right to A.Jeffery.
 3-10-CHI 20 (13:27) (Shotgun) J.Cutler pass short right to M.Forte to CHI 28 for 8 yards (K.Jarrett; B.Breeland). WAS-B.Breeland was injured during the play.

Timeout at 13:10.

- 4-2-CHI 28 (12:58) (Punt formation) P.O'Donnell punts 54 yards to WAS 18, Center-P.Scales, fair catch by J.Crowder.

Washington Redskins at 12:50

- 1-10-WAS 18 (12:50) K.Cousins pass deep left to P.Garcon ran ob at WAS 37 for 19 yards [W.Young]. P19
1-10-WAS 37 (12:33) (No Huddle) M.Jones left guard to WAS 40 for 3 yards (C.Jones; L.Houston).
 2-7-WAS 40 (11:51) (Shotgun) K.Cousins pass short right to D.Jackson to CHI 46 for 14 yards (C.Provensi). P20
1-10-CHI 46 (11:11) T.Compton reported in as eligible. M.Jones left guard to CHI 41 for 5 yards (S.McClellin).
 2-5-CHI 41 (10:36) (Shotgun) A.Morris left tackle to CHI 37 for 4 yards (C.Provensi).
 PENALTY on WAS-Trent.Williams, Offensive Holding, 10 yards, enforced at CHI 41 - No Play.
 2-15-WAS 49 (10:08) (Shotgun) K.Cousins pass short middle to P.Garcon to CHI 40 for 11 yards (C.Jones).
 3-4-CHI 40 (9:29) (Shotgun) K.Cousins pass incomplete short right to D.Jackson.
 4-4-CHI 40 (9:25) (Punt formation) T.Way punts 34 yards to CHI 6, Center-N.Sundberg, fair catch by M.Mariani.

Timeout at 09:17.

Chicago Bears at 9:17

- 1-10-CHI 6 (9:17) (Shotgun) J.Langford left guard to CHI 5 for -1 yards (R.Kerrigan).
 2-11-CHI 5 (8:43) (Shotgun) J.Langford right guard to CHI 9 for 4 yards (R.Kerrigan).
 3-7-CHI 9 (8:04) (Shotgun) J.Cutler pass short left to Z.Miller to CHI 35 for 26 yards (D.Hall). P18
1-10-CHI 35 (7:33) (No Huddle, Shotgun) J.Cutler pass short right to M.Mariani pushed ob at WAS 41 for 24 yards (B.Breeland). P19
1-10-WAS 41 (7:19) (No Huddle, Shotgun) J.Cutler pass incomplete short left to M.Mariani.
 2-10-WAS 41 (7:15) (Shotgun) J.Cutler pass incomplete short right to J.Langford.
 3-10-WAS 41 (7:10) (Shotgun) J.Cutler pass short right to A.Jeffery to WAS 39 for 2 yards (C.Baker).
 4-8-WAS 39 (6:29) (Punt formation) P.O'Donnell punts 31 yards to WAS 8, Center-P.Scales, downed by CHI-J.Bellamy.

Timeout at 06:18.

Washington Redskins at 6:18

- 1-10-WAS 8 (6:18) M.Jones left guard to WAS 8 for no gain (E.Goldman).
 2-10-WAS 8 (5:39) (Shotgun) K.Cousins pass short left to J.Reed pushed ob at WAS 19 for 11 yards (C.Jones). P21
1-10-WAS 19 (5:07) T.Compton reported in as eligible. M.Jones right tackle to WAS 25 for 6 yards (C.Jones).
 2-4-WAS 25 (4:26) M.Jones left end pushed ob at WAS 33 for 8 yards (A.Amos). R22
1-10-WAS 33 (4:19) T.Compton reported in as eligible. M.Jones left end to WAS 37 for 4 yards (L.Houston).
 Timeout #1 by CHI at 04:13.
 2-6-WAS 37 (4:13) K.Cousins pass incomplete short left to M.Jones.
 3-6-WAS 37 (4:09) (Shotgun) K.Cousins pass deep left to M.Jones to CHI 45 for 18 yards [J.Jenkins]. FUMBLES, and recovers at CHI 45. M.Jones to CHI 45 P23
1-10-CHI 45 (3:11) T.Compton reported in as eligible. A.Morris left tackle to CHI 44 for 1 yard (S.Acho).
 Timeout #2 by CHI at 03:08.
 2-9-CHI 44 (3:08) K.Cousins pass incomplete short right to D.Jackson.
 3-9-CHI 44 (3:03) (Shotgun) K.Cousins pass short right to J.Reed to CHI 41 for 3 yards (A.Ball).
 4-6-CHI 41 (2:19) (Punt formation) T.Way punts 41 yards to end zone, Center-N.Sundberg, Touchback.

Chicago Bears at 2:11

- 1-10-CHI 20 (2:11) (Shotgun) PENALTY on CHI-H.Grasu, False Start, 5 yards, enforced at CHI 20 - No Play.

Washington Redskins vs Chicago Bears at Soldier Field

1-15-CHI 15 (2:11) (Shotgun) J.Cutler pass deep left to A.Jeffery pushed ob at WAS 35 for 50 yards (D.Hall).

P20

1-10-WAS 35 (2:02) (Shotgun) M.Forte right guard to WAS 32 for 3 yards (W.Compton).

Two-Minute Warning

2-7-WAS 32 (1:57) (Shotgun) J.Cutler pass incomplete deep left to A.Jeffery (B.Breeland).

3-7-WAS 32 (1:50) (Shotgun) J.Cutler pass incomplete deep right to E.Royal.

4-7-WAS 32 (1:45) (Field Goal formation) R.Gould 50 yard field goal is No Good, Wide Right, Center-P.Scales, Holder-P.O'Donnell.

Washington Redskins at 1:40

1-10-WAS 40 (1:40) T.Compton reported in as eligible. M.Jones right end to WAS 43 for 3 yards (L.Houston).

Timeout #3 by CHI at 01:33.

2-7-WAS 43 (1:33) T.Compton and T.Nsekhe reported in as eligible. M.Jones right guard to WAS 43 for no gain (S.McClellin).

3-7-WAS 43 (:47) M.Jones left end to CHI 49 for 8 yards (S.McClellin; C.Jones).

R24

END OF QUARTER

	Score	Time Poss	First Downs				Efficiencies	
			R	P	X	T	3 Down	4 Down
Washington Redskins	24	10:13	2	4	0	6	2/5	0/0
Chicago Bears	21	4:47	0	3	0	3	1/4	0/0

Miscellaneous Statistics Report

Washington Redskins vs Chicago Bears
12/13/2015 at Soldier Field

Ten Longest Plays for Washington Redskins

Yards	Qtr	Play Start	Play Description
32	3	2-10-WAS 38	(13:29) (Shotgun) K.Cousins pass short middle to J.Reed to CHI 30 for 32 yards (S.McClellin).
29	3	1-10-WAS 36	(:30) T.Compton reported in as eligible. K.Cousins pass deep left to D.Jackson ran ob at CHI 35 for 29 yards.
28	1	1-10-CHI 37	(:23) T.Compton reported in as eligible. K.Cousins pass short right to J.Reed pushed ob at CHI 9 for 28 yards (A.Amos).
19	4	1-10-WAS 18	(12:50) K.Cousins pass deep left to P.Garcon ran ob at WAS 37 for 19 yards [W.Young].
18	4	3-6-WAS 37	(4:09) (Shotgun) K.Cousins pass deep left to M.Jones to CHI 45 for 18 yards [J.Jenkins]. FUMBLES, and recovers at CHI 45. M.Jones to CHI 45 for no gain (A.Amos).
17	1	3-12-WAS 42	(11:36) (Shotgun) K.Cousins pass short left to R.Ross to CHI 41 for 17 yards (J.Anderson) [J.Jenkins].
17	1	2-12-CHI 18	(6:57) (Shotgun) K.Cousins pass short middle to J.Reed for 18 yards, TOUCHDOWN. The Replay Official reviewed the runner broke the plane ruling, and the play was REVERSED. (Shotgun) K.Cousins pass short middle to J.Reed to CHI 1 for 17 yards (S.McManis).
14	4	2-7-WAS 40	(11:51) (Shotgun) K.Cousins pass short right to D.Jackson to CHI 46 for 14 yards (C.Probinski).
13	1	2-10-WAS 18	(1:01) (Shotgun) K.Cousins pass short left to J.Crowder pushed ob at WAS 31 for 13 yards (K.Fuller).
12	2	1-20-WAS 39	(9:25) (Shotgun) K.Cousins pass short middle to P.Thomas to CHI 49 for 12 yards (J.Anderson).

Ten Longest Plays for Chicago Bears

Yards	Qtr	Play Start	Play Description
50	4	1-15-CHI 15	(2:11) (Shotgun) J.Cutler pass deep left to A.Jeffery pushed ob at WAS 35 for 50 yards (D.Hall).
36	2	3-8-CHI 44	(:40) (Shotgun) J.Cutler pass deep middle to D.Thompson to WAS 20 for 36 yards (D.Hall).
30	2	1-10-CHI 36	(6:25) (No Huddle) J.Bushrod reported in as eligible. J.Cutler pass deep right to Z.Miller to WAS 34 for 30 yards (M.Foster).
26	4	3-7-CHI 9	(8:04) (Shotgun) J.Cutler pass short left to Z.Miller to CHI 35 for 26 yards (D.Hall).
24	4	1-10-CHI 35	(7:33) (No Huddle, Shotgun) J.Cutler pass short right to M.Mariani pushed ob at WAS 41 for 24 yards (B.Breeland).
20	2	2-10-WAS 20	(:24) (Shotgun) J.Cutler pass deep left to A.Jeffery for 20 yards, TOUCHDOWN.
18	3	2-2-CHI 43	(6:40) (No Huddle, Shotgun) J.Langford left tackle to CHI 46 for 3 yards (D.Hall).
15	2	1-10-CHI 32	(11:45) (No Huddle, Shotgun) J.Cutler pass short right to E.Royal to CHI 47 for 15 yards (B.Breeland) [K.Golston].
13	3	2-8-CHI 22	(7:24) (No Huddle, Shotgun) J.Cutler pass short right to M.Mariani to CHI 35 for 13 yards (D.Hall).
12	2	3-11-CHI 20	(12:24) (No Huddle, Shotgun) J.Cutler pass short middle to A.Jeffery to CHI 32 for 12 yards (W.Compton).

Touchdown Scoring Information

		Offense	Defense	Special Teams
VISITOR	Washington Redskins	3	0	0
HOME	Chicago Bears	3	0	0

Player Scoring Information

Club	Player	TD	Rush TD	Rec TD	KO TD	Punt TD	Int TD	Fum TD	Misc TD	FG	XP	2Pt Rush	2Pt Rec	Sfty	Points
WAS	K.Cousins	0	1	0	0	0	0	0	0	0	0	0	0	0	6
WAS	A.Morris	0	1	0	0	0	0	0	0	0	0	0	0	0	6
WAS	J.Reed	0	0	1	0	0	0	0	0	0	0	0	0	0	6
WAS	D.Hopkins	0	0	0	0	0	0	0	0	1	3	0	0	0	6
CHI	M.Forte	0	1	0	0	0	0	0	0	0	0	0	0	0	6
CHI	Z.Miller	0	0	1	0	0	0	0	0	0	0	0	0	0	6
CHI	A.Jeffery	0	0	1	0	0	0	0	0	0	0	0	0	0	6
CHI	R.Gould	0	0	0	0	0	0	0	0	0	3	0	0	0	3

Possession Detail

	First Half		Second Half		Game	
	Visitor	Home	Visitor	Home	Visitor	Home
Largest Lead	14	0	14	0	14	0
Drives Leading	4	0	5	0	9	0
Time of Possession Leading	7:40	0:00	15:55	0:00	23:35	0:00
Largest Deficit	0	-14	0	-14	0	-14
Drives Trailing	0	4	0	6	0	10
Time of Possession Trailing	0:00	13:50	0:00	11:48	0:00	25:38
Times Score Tied Up		0		1		1
Lead Changes		1		1		2

Playtime Percentage

Percent of playtime per player on offense, defense and special teams

Washington Redskins

Chicago Bears

		Offense	Defense	Special Teams				Offense	Defense	Special Teams			
B Scherff	G	70	100%	4	15%	P Onameh	G	59	100%	4	15%		
S Long	G	70	100%	4	15%	C Leno	T	59	100%	4	15%		
J LeRibeus	C	70	100%			K Long	T	59	100%	4	15%		
K Cousins	QB	70	100%			M Slauson	C	59	100%	4	15%		
T Williams	T	70	100%			J Cutler	QB	59	100%				
M Moses	T	61	87%	2	8%	H Grasu	C	59	100%				
J Reed	TE	59	84%			Z Miller	TE	56	95%	9	35%		
P Garcon	WR	58	83%			A Jeffery	WR	56	95%				
J Crowder	WR	49	70%	9	35%	M Mariani	WR	53	90%	4	15%		
D Jackson	WR	48	69%			E Royal	WR	53	90%	1	4%		
M Jones	RB	44	63%	5	19%	J Langford	RB	31	53%				
A Morris	RB	22	31%	3	12%	M Forte	RB	28	47%				
T Compton	T	21	30%	8	31%	D Thompson	WR	5	8%	9	35%		
R Grant	WR	14	20%	17	65%	K Lee	TE	5	8%	9	35%		
D Young	FB	13	19%	18	69%	J Bushrod	T	5	8%	4	15%		
T Nsekhe	T	13	19%	8	31%	J Bellamy	WR	3	5%	14	54%		
D Carrier	TE	10	14%	2	8%	A Amos	S		70	100%	8	31%	
R Ross	WR	4	6%	6	23%	S McClellin	LB		70	100%	4	15%	
P Thomas	RB	4	6%			K Fuller	CB		70	100%	4	15%	
W Blackmon	CB		59	100%	9	35%	T Porter	CB		69	99%		
D Goldson	FS		59	100%	8	31%	C Prosinski	FS		66	94%	13	50%
B Breeland	CB		59	100%	8	31%	W Young	LB		56	80%	4	15%
W Compton	LB		59	100%	8	31%	L Houston	LB		52	74%		
R Kerrigan	LB		56	95%	4	15%	J Jenkins	DE		45	64%		
Q Dunbar	CB		53	90%	6	23%	S McManis	CB		43	61%	18	69%
P Smith	LB		43	73%	4	15%	E Goldman	NT		42	60%	4	15%
M Foster	LB		43	73%	4	15%	C Jones	LB		38	54%	12	46%
K Jarrett	FS		39	66%	13	50%	M Unrein	DT		37	53%	12	46%
D Hall	CB		37	63%	2	8%	W Sutton	DE		35	50%	4	15%
C Baker	DE		37	63%			S Acho	LB		32	46%	9	35%
T Knighton	NT		29	49%	8	31%	J Anderson	LB		22	31%	14	54%
R Jean Francois	DE		22	37%	6	23%	B Gaston	DT		17	24%		
T Murphy	LB		19	32%	17	65%	A Ball	CB		5	7%	4	15%
F Kearse	DE		14	24%	1	4%	S Martin	FS		1	1%	13	50%
J Hatcher	DE		12	20%			L Barrow	LB				18	69%
K Golston	NT		9	15%	12	46%	L Reynolds	LB				18	69%
H Bates	LB				18	69%	H Jones-Quartey	S				13	50%
D Everett	CB				16	62%	P O'Donnell	P				9	35%
C Fields	LB				14	54%	P Scales	LS				9	35%
D Phillips	DB				10	38%	R Gould	K				8	31%
D Hopkins	K				9	35%	R Housler	TE				6	23%
T Way	P				8	31%	K Carey	RB				5	19%
N Sundberg	LS				8	31%	D Hurst	S				4	15%
K Robinson	LB				5	19%	V Ducasse	G				4	15%
B De La Puente	C				2	8%							

National Football League Game Summary

NFL Copyright © 2015 by The National Football League. All rights reserved. This summary and play-by-play is for the express purpose of assisting media in their coverage of the game; any other use of this material is prohibited without the written permission of the National Football League. Updated: 12/30/2015

Date: Sunday, 12/20/2015

Buffalo Bills at Washington Redskins

Start Time: 1:03 PM EST

at FedExField, Landover, MD

Game Day Weather

Game Weather: Sunny
Played Outdoor on Turf: Grass

Temp: 43° F (6.1° C) Humidity: 30%, Wind: West 3 mph
Outdoor Weather: Sunny, Wind Chill: 42

Officials

Referee: Blakeman, Clete (34)
Line Judge: Johnson, Carl (101)
Back Judge: Patrick, Steve (17)

Umpire: Rice, Jeff (44)
Side Judge: Larrew, Joe (73)
Replay Official: Reels, Richard ()

Head Linesman: Cruz, Hugo (94)
Field Judge: Brown, Terry (43)

Lineups

Buffalo Bills

Offense		Defense	
WR 14	S.Watkins	LDE 94	M.Williams
LT 77	C.Glenn	DT 97	C.Bryant
LG 64	R.Incognito	DT 99	M.Dareus
C 70	E.Wood	RDE 55	J.Hughes
RG 76	J.Miller	SLB 91	M.Lawson
RT 79	J.Mills	MLB 52	P.Brown
TE 89	C.Gragg	WLB 58	R.Johnson
WR 10	R.Woods	LCB 28	R.Darby
RB 25	L.McCoy	RCB 21	L.McKelvin
FB 42	J.Felton	DS 20	C.Graham
QB 5	T.Taylor	DS 30	B.Rambo

Washington Redskins

Offense		Defense	
WR 11	D.Jackson	LDE 92	C.Baker
LT 71	Trent.Williams	NT 98	T.Knighton
LG 61	S.Long	RDE 97	J.Hatcher
C 67	J.LeRibeus	SLB 93	T.Murphy
RG 75	B.Scherff	MIKE 51	W.Compton
RT 76	M.Moses	MO 54	M.Foster
TE 86	J.Reed	WLB 91	R.Kerrigan
WR 88	P.Garcon	CB 26	B.Breeland
QB 8	K.Cousins	CB 41	W.Blackmon
FB 68	T.Compton	SS 23	D.Hall
RB 46	A.Morris	FS 38	D.Goldson

Substitutions

K 2 D.Carpenter, QB 3 E.Manuel, K 4 J.Gay, P 6 C.Schmidt, WR 11 M.Thigpen, WR 15 C.Hogan, RB 26 A.Dixon, S 27 D.Williams, RB 29 K.Williams, RB 35 M.Gillislee, S 36 J.Meeks, CB 37 N.Robey, CB 39 M.Butler, LB 51 K.Reddick, LB 59 A.Tarpley, G 60 K.Urbik, LS 65 G.Sanborn, T 71 C.Kouandjio, G 72 R.Groy, DE 75 I.Enemkpali, WR 81 M.Easley, TE 84 N.O'Leary, DT 90 T.Barnes, DT 96 S.Charles

Substitutions

K 3 D.Hopkins, P 5 T.Way, WR 14 R.Grant, WR 19 R.Ross, CB 22 D.Everett, S 30 K.Jarrett, RB 31 M.Jones, CB 35 D.Phillips, FB 36 D.Young, RB 39 P.Thomas, CB 47 Q.Dunbar, LB 52 K.Robinson, LS 57 N.Sundberg, LB 59 C.Fields, C 60 B.De La Puente, DE 64 K.Golston, DE 73 F.Kearse, T 79 T.Nsekhe, WR 80 J.Crowder, TE 83 A.Smith, LB 94 P.Smith, LB 96 H.Bates, DE 99 R.Jean Francois

Did Not Play

Did Not Play

QB 16 C.McCoy

Not Active

Not Active

QB 8 J.Johnson, CB 33 R.Brooks, LB 53 N.Bradham, LB 54 M.Valles, T 66 S.Henderson, TE 85 C.Clay, DE 93 L.Edwards

QB 10 R.Griffin, WR 12 A.Roberts, S 20 J.Johnson, RB 25 C.Thompson, LB 56 P.Riley, G 74 A.Kouandjio, TE 87 J.Hamm

Field Goals (made () & missed)

D.Carpenter (32)

		1	2	3	4	OT	Total
VISITOR:	Buffalo Bills	0	0	17	8	0	25
HOME:	Washington Redskins	7	14	7	7	0	35

Scoring Plays

Team	Qtr	Time	Play Description (Extra Point) (Drive Info)	Visitor	Home
Redskins	1	9:22	J.Reed 3 yd. pass from K.Cousins (D.Hopkins kick) (10-84, 5:38)	0	7
Redskins	2	12:46	K.Cousins 13 yd. run (D.Hopkins kick) (11-71, 5:00)	0	14
Redskins	2	8:47	J.Reed 18 yd. pass from K.Cousins (D.Hopkins kick) (5-56, 1:46)	0	21
Bills	3	8:59	D.Carpenter 32 yd. Field Goal (11-66, 6:01)	3	21
Redskins	3	8:39	D.Jackson 77 yd. pass from K.Cousins (D.Hopkins kick) (1-77, 0:20)	3	28
Bills	3	6:48	M.Gillislee 60 yd. run (D.Carpenter kick) (5-80, 1:51)	10	28
Bills	3	3:48	S.Watkins 48 yd. pass from T.Taylor (D.Carpenter kick) (2-85, 0:34)	17	28
Redskins	4	11:16	P.Garcon 5 yd. pass from K.Cousins (D.Hopkins kick) (13-80, 7:32)	17	35
Bills	4	1:26	S.Watkins 20 yd. pass from T.Taylor (T.Taylor run) (8-80, 2:43)	25	35

National Football League Game Summary

NFL Copyright © 2015 by The National Football League. All rights reserved. This summary and play-by-play is for the express purpose of assisting media in their coverage of the game; any other use of this material is prohibited without the written permission of the National Football League.

Updated: 12/30/2015

Paid Attendance: 80,124

Time: 3:08

Buffalo Bills vs Washington Redskins
12/20/2015 at FedExField

Final Individual Statistics

Buffalo Bills

Washington Redskins

RUSHING	ATT	YDS	AVG	LG	TD	RUSHING	ATT	YDS	AVG	LG	TD
M.Gillislee	4	81	20.3	60	1	A.Morris	14	84	6.0	48	0
T.Taylor	9	79	8.8	18	0	M.Jones	10	28	2.8	13	0
K.Williams	4	41	10.3	16	0	K.Cousins	3	11	3.7	13	1
L.McCoy	10	29	2.9	10	0						
E.Manuel	2	6	3.0	7	0						
A.Dixon	1	5	5.0	5	0						
M.Thigpen	1	-1	-1.0	-1	0						
Total	31	240	7.7	60	1	Total	27	123	4.6	48	1

PASSING	ATT	CMP	YDS	SK/YD	TD	LG	IN	RT	PASSING	ATT	CMP	YDS	SK/YD	TD	LG	IN	RT
T.Taylor	27	16	235	5/23	2	48	0	112.4	K.Cousins	28	22	319	1/11	4	77	0	153.7
Total	27	16	235	5/23	2	48	0	112.4	Total	28	22	319	1/11	4	77	0	153.7

PASS RECEIVING	TAR	REC	YDS	AVG	LG	TD	PASS RECEIVING	TAR	REC	YDS	AVG	LG	TD
S.Watkins	10	5	111	22.2	48	2	J.Reed	7	7	84	12.0	24	2
R.Woods	6	4	44	11.0	17	0	D.Jackson	8	6	153	25.5	77	1
M.Gillislee	2	2	2	1.0	2	0	P.Garcon	4	3	34	11.3	18	1
N.O'Leary	1	1	37	37.0	37	0	J.Crowder	3	3	21	7.0	12	0
C.Gragg	1	1	16	16.0	16	0	R.Grant	2	1	13	13.0	13	0
C.Hogan	3	1	13	13.0	13	0	M.Jones	3	1	8	8.0	8	0
L.McCoy	1	1	8	8.0	8	0	D.Young	1	1	6	6.0	6	0
A.Dixon	1	1	4	4.0	4	0							
K.Williams	1	0	0	0.0	0	0							
M.Easley	1	0	0	0.0	0	0							
Total	27	16	235	14.7	48	2	Total	28	22	319	14.5	77	4

INTERCEPTIONS	NO	YDS	AVG	LG	TD	INTERCEPTIONS	NO	YDS	AVG	LG	TD
Total	0	0	0	0	0	Total	0	0	0	0	0

PUNTING	NO	YDS	AVG	NET	TB	IN20	LG	PUNTING	NO	YDS	AVG	NET	TB	IN20	LG
C.Schmidt	4	140	35.0	33.8	0	0	47	T.Way	3	140	46.7	40.0	1	1	57
Total	4	140	35.0	33.8	0	0	47	Total	3	140	46.7	40.0	1	1	57

PUNT RETURNS	NO	YDS	AVG	FC	LG	TD	PUNT RETURNS	NO	YDS	AVG	FC	LG	TD
M.Thigpen	1	0	0.0	1	0	0	J.Crowder	2	5	2.5	1	5	0
[TOUCHBACK]	1	0	0.0	0	0	0	[DOWNED]	1	0	0.0	0	0	0
Total	1	0	0.0	1	0	0	Total	2	5	2.5	1	5	0

KICKOFF RETURNS	NO	YDS	AVG	FC	LG	TD	KICKOFF RETURNS	NO	YDS	AVG	FC	LG	TD
M.Thigpen	3	51	17.0	0	23	0	R.Ross	3	50	16.7	0	19	0
[TOUCHBACK]	3	0	0.0	0	0	0	[TOUCHBACK]	1	0	0.0	0	0	0
Total	3	51	17.0	0	23	0	Total	3	50	16.7	0	19	0

Buffalo Bills

FUMBLES	FUM	LOST	OWN-REC	YDS	TD	FORCED	OPP-REC	YDS	TD	OUT-BDS
T.Taylor	1	0	0	0	0	0	0	0	0	0
C.Glenn	0	0	1	0	0	0	0	0	0	0
C.Graham	0	0	0	0	0	0	1	0	0	0
Total	1	0	1	0	0	0	1	0	0	0

Washington Redskins

FUMBLES	FUM	LOST	OWN-REC	YDS	TD	FORCED	OPP-REC	YDS	TD	OUT-BDS
J.Crowder	1	1	0	0	0	0	0	0	0	0
R.Kerrigan	0	0	0	0	0	1	0	0	0	0
Total	1	1	0	0	0	1	0	0	0	0

Buffalo Bills vs Washington Redskins
12/20/2015 at FedExField

Final Team Statistics

	Visitor Bills	Home Redskins
TOTAL FIRST DOWNS	21	23
By Rushing	11	7
By Passing	10	13
By Penalty	0	3
THIRD DOWN EFFICIENCY	5-13-38%	7-11-64%
FOURTH DOWN EFFICIENCY	1-3-33%	0-0-0%
TOTAL NET YARDS	452	431
Total Offensive Plays (inc. times thrown passing)	63	56
Average gain per offensive play	7.2	7.7
NET YARDS RUSHING	240	123
Total Rushing Plays	31	27
Average gain per rushing play	7.7	4.6
Tackles for a loss-number and yards	2-2	3-12
NET YARDS PASSING	212	308
Times thrown - yards lost attempting to pass	5-23	1-11
Gross yards passing	235	319
PASS ATTEMPTS-COMPLETIONS-HAD INTERCEPTED	27-16-0	28-22-0
Avg gain per pass play (inc.# thrown passing)	6.6	10.6
KICKOFFS Number-In End Zone-Touchbacks	5-2-1	6-5-3
PUNTS Number and Average	4-35.0	3-46.7
Had Blocked	0	0
FGs - PATs Had Blocked	0-0	0-0
Net Punting Average	33.8	40.0
TOTAL RETURN YARDAGE (Not Including Kickoffs)	0	5
No. and Yards Punt Returns	1-0	2-5
No. and Yards Kickoff Returns	3-51	3-50
No. and Yards Interception Returns	0-0	0-0
PENALTIES Number and Yards	8-56	5-6
FUMBLES Number and Lost	1-0	1-1
TOUCHDOWNS	3	5
Rushing	1	1
Passing	2	4
EXTRA POINTS Made-Attempts	3-3	5-5
Kicking Made-Attempts	2-2	5-5
Rushing Made-Attempts	1-1	0-0
FIELD GOALS Made-Attempts	1-1	0-0
RED ZONE EFFICIENCY	0-2-0%	4-4-100%
GOAL TO GO EFFICIENCY	0-1-0%	3-3-100%
SAFETIES	0	0
FINAL SCORE	25	35
TIME OF POSSESSION	30:56	29:04

Buffalo Bills vs Washington Redskins

12/20/2015 at FedExField

Ball Possession And Drive Chart

Buffalo Bills

#	Time Recd	Time Lost	Time Poss	How Ball Obtained	Drive Began	# Play	Yds Gain	Yds Pen	Net Yds	1st Down	Last Scrm	How Given Up
1	9:22	2:46	6:36	Kickoff	BUF 23	10	46	-10	36	3	WAS 41	Punt
2	12:46	10:33	2:13	Kickoff	BUF 18	3	-4	0	-4	0	BUF 14	Punt
3	8:47	6:59	1:48	Kickoff	BUF 9	3	-5	0	-5	0	BUF 4	Punt
4	6:59	1:34	5:25	Muffed Punt	BUF 43	13	56	0	56	4	* WAS 1	Downs
5	15:00	8:59	6:01	Kickoff	BUF 20	11	66	0	66	4	* WAS 14	Field Goal
6	8:39	6:48	1:51	Kickoff	BUF 20	5	80	0	80	2	BUF 40	Touchdown
7	4:22	3:48	0:34	Punt	BUF 15	2	85	0	85	2	WAS 48	Touchdown
8	11:16	8:34	2:42	Kickoff	BUF 20	6	46	-10	36	2	WAS 44	Downs
9	6:16	5:13	1:03	Punt	BUF 11	3	2	0	2	0	BUF 13	Punt
10	4:09	1:26	2:43	Punt	BUF 20	8	80	0	80	4	WAS 20	Touchdown

(199) Average BUF 20

Washington Redskins

#	Time Recd	Time Lost	Time Poss	How Ball Obtained	Drive Began	# Play	Yds Gain	Yds Pen	Net Yds	1st Down	Last Scrm	How Given Up
1	15:00	9:22	5:38	Kickoff	WAS 16	10	84	0	84	5	* BUF 3	Touchdown
2	2:46	12:46	5:00	Punt	WAS 29	11	66	5	71	5	* BUF 13	Touchdown
3	10:33	8:47	1:46	Punt	WAS 44	5	56	0	56	3	* BUF 18	Touchdown
4	1:34	0:00	1:34	Downs	WAS 1	3	59	0	59	1	BUF 40	End of Half
5	8:59	8:39	0:20	Kickoff	WAS 23	1	77	0	77	1	WAS 23	Touchdown
6	6:48	4:22	2:26	Kickoff	WAS 18	5	10	0	10	1	WAS 28	Punt
7	3:48	11:16	7:32	Kickoff	WAS 20	13	69	11	80	7	* BUF 5	Touchdown
8	8:34	6:16	2:18	Downs	WAS 44	3	9	0	9	0	BUF 47	Punt
9	5:13	4:09	1:04	Punt	WAS 40	3	3	0	3	0	WAS 43	Punt
10	1:26	0:00	1:26	Kickoff	BUF 43	2	-2	0	-2	0	BUF 44	End of Game

(292) Average WAS 29

* inside opponent's 20

Time of Possession by Quarter

	1st	2nd	3rd	4th	OT	Total
Visitor Buffalo Bills	6:36	9:26	8:26	6:28		30:56
Home Washington Redskins	8:24	5:34	6:34	8:32		29:04

Kickoff Drive No.-Start Average

Bills: 6 - BUF 18 Redskins: 4 - WAS 19

First Quarter

12/20/2015

Play By Play

BUF wins the coin toss and elects to defer. WAS elects to Receive, and BUF elects to defend the east goal.

J.Gay kicks 62 yards from BUF 35 to WAS 3. R.Ross to WAS 16 for 13 yards (M.Easley).

Washington Redskins at 15:00, (1st play from scrimmage 14:56)

1-10-WAS 16	(14:56) T.Compton reported in as eligible. A.Morris up the middle to WAS 18 for 2 yards (C.Bryant).	
2-8-WAS 18	(14:28) (Shotgun) K.Cousins pass short left to J.Reed pushed ob at WAS 25 for 7 yards (J.Hughes).	
3-1-WAS 25	(13:58) T.Compton reported in as eligible. A.Morris right tackle to WAS 26 for 1 yard (M.Williams; P.Brown).	R1
	Timeout #1 by BUF at 13:13.	
<u>1-10-WAS 26</u>	(13:13) A.Morris right end to WAS 25 for -1 yards (M.Dareus; C.Graham).	
2-11-WAS 25	(12:35) (Shotgun) K.Cousins pass deep right to D.Jackson ran ob at BUF 47 for 28 yards.	P2
<u>1-10-BUF 47</u>	(12:04) K.Cousins pass short left to D.Young to BUF 41 for 6 yards (C.Graham).	
2-4-BUF 41	(11:33) K.Cousins pass short right to R.Grant to BUF 28 for 13 yards (R.Darby).	P3
<u>1-10-BUF 28</u>	(10:55) T.Compton reported in as eligible. A.Morris right end to BUF 19 for 9 yards (B.Rambo, J.Hughes).	
2-1-BUF 19	(10:16) K.Cousins pass short right to J.Reed to BUF 3 for 16 yards (R.Darby, L.McKelvin).	P4
<u>1-3-BUF 3</u>	(9:28) T.Compton reported in as eligible. K.Cousins pass short right to J.Reed for 3 yards, TOUCHDOWN.	P5
	D.Hopkins extra point is GOOD, Center-N.Sundberg, Holder-T.Way.	

BUF 0 WAS 7, 10 plays, 84 yards, 5:38 drive, 5:38 elapsed

D.Hopkins kicks 65 yards from WAS 35 to BUF 0. M.Thigpen to BUF 23 for 23 yards (C.Fields).

Buffalo Bills at 9:22, (1st play from scrimmage 9:16)

1-10-BUF 23	(9:16) (Shotgun) L.McCoy left tackle to BUF 33 for 10 yards (J.Hatcher).	R1
<u>1-10-BUF 33</u>	(8:48) (Shotgun) T.Taylor scrambles left end to BUF 35 for 2 yards (C.Baker; W.Compton).	
2-8-BUF 35	(8:10) (Shotgun) T.Taylor pass short right to R.Woods pushed ob at BUF 39 for 4 yards (D.Goldson).	
3-4-BUF 39	(7:31) (Shotgun) T.Taylor scrambles left end pushed ob at BUF 43 for 4 yards (W.Blackmon).	R2
<u>1-10-BUF 43</u>	(7:13) L.McCoy left end to BUF 44 for 1 yard (D.Hall).	
2-9-BUF 44	(6:43) (Shotgun) Direct snap to L.McCoy. M.Thigpen right end to BUF 43 for -1 yards (B.Breeland). End around handoff from 25-McCoy to 11-thigpen	
3-10-BUF 43	(5:59) (Shotgun) T.Taylor pass short middle to R.Woods to WAS 42 for 15 yards (D.Hall).	P3
<u>1-10-WAS 42</u>	(5:12) (Shotgun) L.McCoy left end pushed ob at WAS 32 for 10 yards (W.Blackmon).	
	PENALTY on BUF-C.Kouandjio, Illegal Motion, 5 yards, enforced at WAS 42 - No Play.	
1-15-WAS 47	(4:51) T.Taylor scrambles left end pushed ob at WAS 38 for 9 yards (Q.Dunbar).	
2-6-WAS 38	(4:12) (Shotgun) L.McCoy right tackle to WAS 36 for 2 yards (W.Compton; C.Baker).	
3-4-WAS 36	(3:29) (Shotgun) PENALTY on BUF-C.Hogan, False Start, 5 yards, enforced at WAS 36 - No Play.	
3-9-WAS 41	(3:03) (Shotgun) T.Taylor pass incomplete deep right to S.Watkins.	
4-9-WAS 41	(2:55) C.Schmidt punts 17 yards to WAS 24, Center-G.Sanborn. J.Crowder to WAS 29 for 5 yards (G.Sanborn).	

Washington Redskins at 2:46

1-10-WAS 29	(2:46) (Shotgun) K.Cousins pass short right to D.Jackson ran ob at WAS 36 for 7 yards.	
2-3-WAS 36	(2:18) A.Morris right tackle to WAS 38 for 2 yards (C.Bryant; P.Brown).	
3-1-WAS 38	(1:45) (Shotgun) K.Cousins pass short right to J.Reed to WAS 44 for 6 yards (M.Dareus).	P6
<u>1-10-WAS 44</u>	(1:04) M.Jones right end to BUF 46 for 10 yards (P.Brown).	R7
<u>1-10-BUF 46</u>	(:24) T.Compton reported in as eligible. K.Cousins pass short left to D.Jackson pushed ob at BUF 38 for 8 yards (L.McKelvin).	

END OF QUARTER

	Score	Time Poss	First Downs				Efficiencies	
			R	P	X	T	3 Down	4 Down
Buffalo Bills	0	6:36	2	1	0	3	2/3	0/0
Washington Redskins	7	8:24	2	5	0	7	2/2	0/0

Second Quarter

12/20/2015

Play By Play

Washington Redskins continued.

2-2-BUF 38 (15:00) T.Compton reported in as eligible. M.Jones left tackle to BUF 37 for 1 yard (J.Hughes, S.Charles).

3-1-BUF 37 (14:28) K.Cousins pass incomplete short middle to R.Grant.

4-1-BUF 37 (14:28) (Run formation) T.Compton reported in as eligible. PENALTY on BUF-S.Charles, Encroachment, 5 yards, enforced at BUF 37 - No Play. X8

1-10-BUF 32 (14:23) (Shotgun) K.Cousins pass deep left to D.Jackson to BUF 5 for 27 yards (L.McKelvin; B.Rambo). P9

1-5-BUF 5 (13:38) M.Jones left end to BUF 13 for -8 yards (M.Lawson).

2-13-BUF 13 (12:58) (Shotgun) K.Cousins pass incomplete short left to M.Jones.

3-13-BUF 13 (12:54) (Shotgun) K.Cousins scrambles right end for 13 yards, TOUCHDOWN. R10

D.Hopkins extra point is GOOD, Center-N.Sundberg, Holder-T.Way.

BUF 0 WAS 14, 11 plays, 71 yards, 1 penalty, 5:00 drive, 2:14 elapsed

D.Hopkins kicks 67 yards from WAS 35 to BUF -2. M.Thigpen to BUF 18 for 20 yards (K.Robinson, R.Grant).

Buffalo Bills at 12:46, (1st play from scrimmage 12:40)

1-10-BUF 18 (12:40) (Shotgun) L.McCoy left tackle to BUF 26 for 8 yards (K.Jarrett; Q.Dunbar).

2-2-BUF 26 (12:05) T.Taylor sacked at BUF 23 for -3 yards (R.Jean Francois).

3-5-BUF 23 (11:22) (Shotgun) T.Taylor sacked at BUF 14 for -9 yards (J.Hatcher).

4-14-BUF 14 (10:44) C.Schmidt punts 42 yards to WAS 44, Center-G.Sanborn, downed by BUF-R.Johnson. BUF-A.Dixon was injured during the play.

Washington Redskins at 10:33

1-10-WAS 44 (10:33) T.Compton reported in as eligible. K.Cousins pass deep left to J.Reed to BUF 32 for 24 yards (B.Rambo; C.Graham). P11

Penalty on BUF-L.McKelvin, Defensive Holding, declined.

1-10-BUF 32 (10:12) A.Morris left guard to BUF 29 for 3 yards (M.Dareus; M.Lawson).

2-7-BUF 29 (9:41) (Shotgun) K.Cousins pass incomplete short left to P.Garcon (M.Lawson, L.McKelvin).

3-7-BUF 29 (9:36) (Shotgun) K.Cousins pass short right to P.Garcon to BUF 18 for 11 yards (B.Rambo). P12

1-10-BUF 18 (8:52) (Shotgun) K.Cousins pass deep middle to J.Reed for 18 yards, TOUCHDOWN. P13

D.Hopkins extra point is GOOD, Center-N.Sundberg, Holder-T.Way.

BUF 0 WAS 21, 5 plays, 56 yards, 1:46 drive, 6:13 elapsed

D.Hopkins kicks 64 yards from WAS 35 to BUF 1. M.Thigpen to BUF 9 for 8 yards (D.Phillips; D.Everett).

Buffalo Bills at 8:47, (1st play from scrimmage 8:41)

1-10-BUF 9 (8:41) T.Taylor pass incomplete short left to S.Watkins.

2-10-BUF 9 (8:35) (Shotgun) L.McCoy right end to BUF 10 for 1 yard (B.Breeland).

3-9-BUF 10 (7:50) (Shotgun) T.Taylor sacked at BUF 3 for -7 yards (R.Kerrigan). FUMBLES (R.Kerrigan) [R.Kerrigan], recovered by BUF-C.Glenn at BUF 4. C.Glenn to BUF 4 for no gain (J.Hatcher).

4-15-BUF 4 (7:09) C.Schmidt punts 34 yards to BUF 38, Center-G.Sanborn. J.Crowder MUFFS catch, touched at BUF 38, RECOVERED by BUF-C.Graham at BUF 43. C.Graham to BUF 43 for no gain (R.Grant).

Buffalo Bills at 6:59

1-10-BUF 43 (6:59) (Shotgun) T.Taylor left end pushed ob at WAS 44 for 13 yards (D.Hall). R4

1-10-WAS 44 (6:27) (Shotgun) L.McCoy left end to WAS 40 for 4 yards (P.Smith).

2-6-WAS 40 (5:47) T.Taylor pass incomplete deep right to R.Woods.

3-6-WAS 40 (5:39) (Shotgun) T.Taylor pass incomplete short right to C.Hogan.

Timeout #1 by WAS at 05:35.

4-6-WAS 40 (5:35) (Shotgun) T.Taylor pass short left to S.Watkins to WAS 32 for 8 yards (Q.Dunbar). P5

1-10-WAS 32 (5:00) (Shotgun) T.Taylor scrambles up the middle to WAS 21 for 11 yards (K.Robinson; R.Jean Francois). R6

1-10-WAS 21 (4:16) (Shotgun) C.Kouandjio reported in as eligible. L.McCoy right end to WAS 21 for no gain (M.Foster; B.Breeland).

2-10-WAS 21 (3:40) T.Taylor scrambles left end to WAS 13 for 8 yards (R.Kerrigan).

3-2-WAS 13 (2:52) (Shotgun) Direct snap to E.Manuel. E.Manuel up the middle to WAS 6 for 7 yards (M.Foster). R7

1-6-WAS 6 (2:35) (Shotgun) T.Taylor right end to WAS 1 for 5 yards (W.Compton).

Two-Minute Warning

2-1-WAS 1 (2:00) L.McCoy up the middle to WAS 1 for no gain (T.Murphy).

Timeout #2 by WAS at 01:48.

3-1-WAS 1 (1:48) L.McCoy left tackle to WAS 1 for no gain (D.Goldson).

PENALTY on WAS-C.Baker, Defensive Offside, 0 yards, enforced at WAS 1 - No Play.

3-1-WAS 1 (1:43) L.McCoy up the middle to WAS 1 for no gain (T.Knighton, W.Compton).

Timeout #3 by WAS at 01:38.

Buffalo Bills vs Washington Redskins at FedExField

4-1-WAS 1 (1:38) (Shotgun) T.Taylor pass incomplete short left to S.Watkins.

Washington Redskins at 1:34

1-10-WAS 1 (1:34) PENALTY on WAS-J.Reed, False Start, 0 yards, enforced at WAS 1 - No Play.

1-10-WAS 1 (1:34) A.Morris left tackle to WAS 4 for 3 yards (C.Graham; P.Brown).

2-7-WAS 4 (:51) A.Morris right guard to BUF 48 for 48 yards (L.McKelvin; B.Rambo). WAS-M.Moses was injured during the play. 10 second runoff due to Redskins injury. R14

1-10-BUF 48 (:23) (Shotgun) K.Cousins pass short middle to M.Jones to BUF 40 for 8 yards (M.Lawson).

2-2-BUF 40 (:08) K.Cousins spiked the ball to stop the clock.

PENALTY on WAS-P.Garcon, Illegal Formation, 0 yards, enforced at BUF 40 - No Play.

END OF QUARTER

	Score	Time Poss	First Downs				Efficiencies	
			R	P	X	T	3 Down	4 Down
Buffalo Bills	0	9:26	3	1	0	4	1/5	1/2
Washington Redskins	21	5:34	2	4	1	7	2/3	0/0

Third Quarter

12/20/2015

Play By Play

BUF elects to Receive, and WAS elects to defend the goal.

D.Hopkins kicks 65 yards from WAS 35 to end zone, Touchback.

Buffalo Bills at 15:00

1-10-BUF 20	(15:00) (Shotgun) L.McCoy up the middle to BUF 23 for 3 yards (K.Jarrett; P.Smith).	
2-7-BUF 23	(14:24) (Shotgun) T.Taylor pass short middle to L.McCoy to BUF 31 for 8 yards (M.Foster). BUF-L.McCoy was injured during the play. He is Out. 25-McCoy injured his knee	P8
<u>1-10-BUF 31</u>	(13:56) (Shotgun) T.Taylor sacked at BUF 31 for 0 yards (W.Blackmon).	
2-10-BUF 31	(13:06) (Shotgun) M.Gillislee up the middle to BUF 41 for 10 yards (K.Jarrett).	R9
<u>1-10-BUF 41</u>	(12:24) (Shotgun) M.Gillislee right guard to BUF 43 for 2 yards (R.Kerrigan, P.Smith).	
2-8-BUF 43	(11:43) (Shotgun) T.Taylor pass deep right to S.Watkins ran ob at WAS 31 for 26 yards.	P10
	Timeout #1 by BUF at 11:02.	
<u>1-10-WAS 31</u>	(11:02) (Shotgun) K.Williams left end pushed ob at WAS 20 for 11 yards (D.Hall).	R11
<u>1-10-WAS 20</u>	(10:34) K.Williams right guard to WAS 13 for 7 yards (D.Goldson, M.Foster).	
2-3-WAS 13	(9:54) T.Taylor pass incomplete short right to R.Woods.	
	Penalty on BUF-R.Woods, Illegal Touch Pass, declined.	
3-3-WAS 13	(9:46) (Shotgun) Direct snap to E.Manuel. E.Manuel up the middle to WAS 14 for -1 yards (T.Knighton).	
4-4-WAS 14	(9:04) D.Carpenter 32 yard field goal is GOOD, Center-G.Sanborn, Holder-C.Schmidt.	

BUF 3 WAS 21, 11 plays, 66 yards, 6:01 drive, 6:01 elapsed

J.Gay kicks 61 yards from BUF 35 to WAS 4. R.Ross pushed ob at WAS 23 for 19 yards (M.Easley).

Washington Redskins at 8:59, (1st play from scrimmage 8:53)

1-10-WAS 23	(8:53) T.Compton reported in as eligible. K.Cousins pass deep left to D.Jackson for 77 yards, TOUCHDOWN.	P15
	D.Hopkins extra point is GOOD, Center-N.Sundberg, Holder-T.Way.	

BUF 3 WAS 28, 1 plays, 77 yards, 0:20 drive, 6:21 elapsed

D.Hopkins kicks 65 yards from WAS 35 to end zone, Touchback.

Buffalo Bills at 8:39

1-10-BUF 20	(8:39) (Shotgun) T.Taylor scrambles up the middle to BUF 29 for 9 yards (D.Hall).	
2-1-BUF 29	(8:05) (Shotgun) T.Taylor pass short right to M.Gillislee to BUF 31 for 2 yards (M.Foster).	P12
<u>1-10-BUF 31</u>	(7:33) T.Taylor pass short left to S.Watkins pushed ob at BUF 40 for 9 yards (Q.Dunbar).	
2-1-BUF 40	(7:07) T.Taylor pass incomplete deep middle to C.Hogan.	
3-1-BUF 40	(6:59) M.Gillislee left end for 60 yards, TOUCHDOWN.	R13
	D.Carpenter extra point is GOOD, Center-G.Sanborn, Holder-C.Schmidt.	

BUF 10 WAS 28, 5 plays, 80 yards, 1:51 drive, 8:12 elapsed

J.Gay kicks 65 yards from BUF 35 to WAS 0. R.Ross to WAS 18 for 18 yards (A.Tarpley; J.Meeks).

Washington Redskins at 6:48, (1st play from scrimmage 6:38)

1-10-WAS 18	(6:38) (Shotgun) K.Cousins pass short right to D.Jackson to WAS 24 for 6 yards (R.Darby).	
2-4-WAS 24	(6:04) (Shotgun) A.Morris right tackle to WAS 28 for 4 yards (C.Bryant, P.Brown).	R16
<u>1-10-WAS 28</u>	(5:21) K.Cousins pass short right to J.Crowder to WAS 28 for no gain (N.Robey).	
2-10-WAS 28	(4:42) (Shotgun) K.Cousins pass incomplete short right to D.Jackson (M.Lawson).	
3-10-WAS 28	(4:38) (Shotgun) K.Cousins pass incomplete short right to M.Jones [P.Brown].	
4-10-WAS 28	(4:33) T.Way punts 47 yards to BUF 25, Center-N.Sundberg. M.Thigpen pushed ob at BUF 30 for 5 yards (W.Compton).	
	PENALTY on BUF-D.Williams, Illegal Block Above the Waist, 10 yards, enforced at BUF 25.	

Buffalo Bills at 4:22

1-10-BUF 15	(4:22) (Shotgun) T.Taylor pass short right to N.O'Leary pushed ob at WAS 48 for 37 yards (W.Blackmon). Washington challenged the runner was in bounds ruling, and the play was Upheld. The ruling on the field stands. (Timeout #1.)	P14
<u>1-10-WAS 48</u>	(3:56) (Shotgun) T.Taylor pass deep right to S.Watkins for 48 yards, TOUCHDOWN.	P15
	D.Carpenter extra point is GOOD, Center-G.Sanborn, Holder-C.Schmidt.	

BUF 17 WAS 28, 2 plays, 85 yards, 0:34 drive, 11:12 elapsed

J.Gay kicks 65 yards from BUF 35 to end zone, Touchback.

Washington Redskins at 3:48

1-10-WAS 20	(3:48) (Shotgun) K.Cousins pass incomplete deep right to D.Jackson.	
2-10-WAS 20	(3:42) (Shotgun) K.Cousins pass short left to J.Crowder to WAS 29 for 9 yards (P.Brown).	
3-1-WAS 29	(3:03) T.Compton reported in as eligible. A.Morris up the middle to WAS 32 for 3 yards (P.Brown).	R17

Buffalo Bills vs Washington Redskins at FedExField

- 1-10-WAS 32 (2:24) K.Cousins sacked at WAS 21 for -11 yards (J.Hughes).
- 2-21-WAS 21 (1:39) (Shotgun) K.Cousins pass short middle to J.Reed to WAS 31 for 10 yards (N.Robey).
- 3-11-WAS 31 (1:02) (Shotgun) PENALTY on WAS-M.Jones, False Start, 5 yards, enforced at WAS 31 - No Play.
- 3-16-WAS 26 (:41) (Shotgun) K.Cousins pass deep middle to P.Garcon to WAS 44 for 18 yards (C.Graham, L.McKelvin).

END OF QUARTER

	Score	Time Poss	First Downs				Efficiencies	
			R	P	X	T	3 Down	4 Down
Buffalo Bills	17	8:26	3	5	0	8	1/2	0/0
Washington Redskins	28	6:34	2	2	0	4	2/3	0/0

Fourth Quarter

12/20/2015

Play By Play

Washington Redskins continued.

<u>1-10-WAS 44</u>	(15:00) T.Compton reported in as eligible. A.Morris left tackle to WAS 46 for 2 yards (C.Bryant; P.Brown).	
2-8-WAS 46	(14:22) (Shotgun) A.Morris left end to WAS 48 for 2 yards (P.Brown; I.Enemkpal).	
3-6-WAS 48	(13:42) (Shotgun) K.Cousins pass short right to J.Crowder to BUF 40 for 12 yards (R.Darby).	P19
<u>1-10-BUF 40</u>	(12:57) T.Compton reported in as eligible. M.Jones left guard to BUF 36 for 4 yards (C.Graham).	
2-6-BUF 36	(12:18) T.Compton reported in as eligible. M.Jones left end to BUF 23 for 13 yards (C.Graham).	R20
	PENALTY on BUF-P.Brown, Face Mask (15 Yards), 11 yards, enforced at BUF 23.	X21
<u>1-10-BUF 12</u>	(11:52) M.Jones right tackle to BUF 10 for 2 yards (I.Enemkpal).	
	PENALTY on BUF-S.Charles, Illegal Use of Hands, 5 yards, enforced at BUF 10.	X22
	Timeout #2 by WAS at 11:21.	
<u>1-5-BUF 5</u>	(11:21) T.Compton reported in as eligible. K.Cousins pass short left to P.Garcon for 5 yards, TOUCHDOWN.	P23
	D.Hopkins extra point is GOOD, Center-N.Sundberg, Holder-T.Way.	

BUF 17 WAS 35, 13 plays, 80 yards, 2 penalties, 7:32 drive, 3:44 elapsed

D.Hopkins kicks 65 yards from WAS 35 to end zone, Touchback.

Buffalo Bills at 11:16

1-10-BUF 20	(11:16) (Shotgun) T.Taylor pass short right to C.Gragg pushed ob at BUF 36 for 16 yards (B.Breeland).	P16
<u>1-10-BUF 36</u>	(10:51) (No Huddle, Shotgun) T.Taylor pass deep right to R.Woods to WAS 47 for 17 yards (D.Hall) [C.Baker].	P17
<u>1-10-WAS 47</u>	(10:18) (Shotgun) T.Taylor pass incomplete short left to S.Watkins (Q.Dunbar).	
2-10-WAS 47	(10:14) (Shotgun) T.Taylor pass incomplete short middle to C.Hogan.	
	PENALTY on BUF-J.Mills, Offensive Holding, 10 yards, enforced at WAS 47 - No Play.	
2-20-BUF 43	(10:06) (Shotgun) T.Taylor pass short right to M.Gillislee to BUF 43 for no gain (D.Goldson; M.Foster).	
3-20-BUF 43	(9:26) (Shotgun) T.Taylor pass short middle to C.Hogan to WAS 44 for 13 yards (D.Goldson; W.Compton).	
4-7-WAS 44	(8:40) (Shotgun) T.Taylor pass incomplete short middle to S.Watkins [D.Goldson]. BUF-J.Miller was injured during the play.	

Washington Redskins at 8:34

1-10-WAS 44	(8:34) A.Morris left end to WAS 47 for 3 yards (C.Graham, J.Hughes).	
2-7-WAS 47	(7:51) A.Morris left end to 50 for 3 yards (R.Johnson; P.Brown).	
3-4-50	(7:07) (Shotgun) M.Jones left tackle to BUF 47 for 3 yards (P.Brown).	
4-1-BUF 47	(6:24) T.Way punts 36 yards to BUF 11, Center-N.Sundberg, fair catch by M.Thigpen.	

Buffalo Bills at 6:16

1-10-BUF 11	(6:16) (Shotgun) K.Williams right guard to BUF 18 for 7 yards (D.Hall; F.Kearse).	
2-3-BUF 18	(5:53) (No Huddle, Shotgun) T.Taylor pass incomplete short right to K.Williams.	
3-3-BUF 18	(5:45) (Shotgun) T.Taylor sacked at BUF 13 for -5 yards (P.Smith).	
4-8-BUF 13	(5:22) C.Schmidt punts 47 yards to WAS 40, Center-G.Sanborn, fair catch by J.Crowder.	

Washington Redskins at 5:13

1-10-WAS 40	(5:13) T.Compton reported in as eligible. M.Jones left end to WAS 42 for 2 yards (C.Bryant; T.Barnes).	
	Timeout #2 by BUF at 05:04.	
2-8-WAS 42	(5:04) M.Jones right tackle to WAS 46 for 4 yards (B.Rambo; J.Hughes).	
	Timeout #3 by BUF at 04:58.	
3-4-WAS 46	(4:58) M.Jones left guard to WAS 43 for -3 yards (J.Hughes).	
4-7-WAS 43	(4:19) T.Way punts 57 yards to end zone, Center-N.Sundberg, Touchback.	

Buffalo Bills at 4:09

1-10-BUF 20	(4:09) (Shotgun) T.Taylor pass short right to R.Woods to BUF 28 for 8 yards (D.Hall) [C.Baker].	
2-2-BUF 28	(3:43) (No Huddle, Shotgun) K.Williams right end to BUF 44 for 16 yards (B.Breeland).	R18
<u>1-10-BUF 44</u>	(3:13) (No Huddle, Shotgun) M.Gillislee right tackle to WAS 47 for 9 yards (D.Hall).	
2-1-WAS 47	(2:49) (No Huddle, Shotgun) T.Taylor pass incomplete deep right to M.Easley (D.Hall).	
3-1-WAS 47	(2:41) (Shotgun) A.Dixon right tackle to WAS 42 for 5 yards (K.Jarrett).	R19
<u>1-10-WAS 42</u>	(2:14) (No Huddle, Shotgun) T.Taylor scrambles left guard to WAS 24 for 18 yards (W.Blackmon).	R20

Two-Minute Warning

<u>1-10-WAS 24</u>	(2:00) (Shotgun) T.Taylor pass short middle to A.Dixon to WAS 20 for 4 yards (H.Bates).	
2-6-WAS 20	(1:34) (No Huddle, Shotgun) T.Taylor pass deep left to S.Watkins for 20 yards, TOUCHDOWN.	P21

Buffalo Bills vs Washington Redskins at FedExField

(Kick formation) PENALTY on WAS-H.Bates, Defensive 12 On-field, 1 yard, enforced at WAS 2 - No Play.

TWO-POINT CONVERSION ATTEMPT. T.Taylor rushes left end. ATTEMPT SUCCEEDS.

BUF 25 WAS 35, 8 plays, 80 yards, 2:43 drive, 13:34 elapsed

J.Gay kicks inside 13 yards from BUF 35 to BUF 48. P.Garcon (didn't try to advance) to BUF 48 for no gain.

PENALTY on BUF-N.Robey, Offside on Free Kick, 5 yards, enforced at BUF 48.

Washington Redskins at 1:26, (1st play from scrimmage 1:25)

1-10-BUF 43 (1:25) K.Cousins kneels to BUF 44 for -1 yards.

2-11-BUF 44 (:34) K.Cousins kneels to BUF 45 for -1 yards.

END OF QUARTER

	Score	Time Poss	First Downs				Efficiencies	
			R	P	X	T	3 Down	4 Down
Buffalo Bills	25	6:28	3	3	0	6	1/3	0/1
Washington Redskins	35	8:32	1	2	2	5	1/3	0/0

Miscellaneous Statistics Report

Buffalo Bills vs Washington Redskins
12/20/2015 at FedExField

Ten Longest Plays for Buffalo Bills

Yards	Qtr	Play Start	Play Description
60	3	3-1-BUF 40	(6:59) M.Gillislee left end for 60 yards, TOUCHDOWN.
48	3	1-10-WAS 48	(3:56) (Shotgun) T.Taylor pass deep right to S.Watkins for 48 yards, TOUCHDOWN.
37	3	1-10-BUF 15	(4:22) (Shotgun) T.Taylor pass short right to N.O'Leary pushed ob at WAS 48 for 37 yards (W.Blackmon). Washington challenged the runner was in bounds ruling, and the play was Upheld. The ruling on the field stands. (Timeout #1.)
26	3	2-8-BUF 43	(11:43) (Shotgun) T.Taylor pass deep right to S.Watkins ran ob at WAS 31 for 26 yards.
20	4	2-6-WAS 20	(1:34) (No Huddle, Shotgun) T.Taylor pass deep left to S.Watkins for 20 yards, TOUCHDOWN.
18	4	1-10-WAS 42	(2:14) (No Huddle, Shotgun) T.Taylor scrambles left guard to WAS 24 for 18 yards (W.Blackmon).
17	4	1-10-BUF 36	(10:51) (No Huddle, Shotgun) T.Taylor pass deep right to R.Woods to WAS 47 for 17 yards (D.Hall) [C.Baker].
16	4	1-10-BUF 20	(11:16) (Shotgun) T.Taylor pass short right to C.Gragg pushed ob at BUF 36 for 16 yards (B.Breeland).
16	4	2-2-BUF 28	(3:43) (No Huddle, Shotgun) K.Williams right end to BUF 44 for 16 yards (B.Breeland).
15	1	3-10-BUF 43	(5:59) (Shotgun) T.Taylor pass short middle to R.Woods to WAS 42 for 15 yards (D.Hall).

Ten Longest Plays for Washington Redskins

Yards	Qtr	Play Start	Play Description
77	3	1-10-WAS 23	(8:53) T.Compton reported in as eligible. K.Cousins pass deep left to D.Jackson for 77 yards, TOUCHDOWN.
48	2	2-7-WAS 4	(:51) A.Morris right guard to BUF 48 for 48 yards (L.McKelvin; B.Rambo). WAS-M.Moses was injured during the play. 10
28	1	2-11-WAS 25	(12:35) (Shotgun) K.Cousins pass deep right to D.Jackson ran ob at BUF 47 for 28 yards.
27	2	1-10-BUF 32	(14:23) (Shotgun) K.Cousins pass deep left to D.Jackson to BUF 5 for 27 yards (L.McKelvin; B.Rambo).
24	2	1-10-WAS 44	(10:33) T.Compton reported in as eligible. K.Cousins pass deep left to J.Reed to BUF 32 for 24 yards (B.Rambo; C.Graham).
24	4	2-6-BUF 36	(12:18) T.Compton reported in as eligible. M.Jones left end to BUF 23 for 13 yards (C.Graham).
18	2	1-10-BUF 18	(8:52) (Shotgun) K.Cousins pass deep middle to J.Reed for 18 yards, TOUCHDOWN.
18	3	3-16-WAS 26	(:41) (Shotgun) K.Cousins pass deep middle to P.Garcon to WAS 44 for 18 yards (C.Graham, L.McKelvin).
16	1	2-1-BUF 19	(10:16) K.Cousins pass short right to J.Reed to BUF 3 for 16 yards (R.Darby, L.McKelvin).
13	1	2-4-BUF 41	(11:33) K.Cousins pass short right to R.Grant to BUF 28 for 13 yards (R.Darby).

Touchdown Scoring Information

		Offense	Defense	Special Teams
VISITOR	Buffalo Bills	3	0	0
HOME	Washington Redskins	5	0	0

Player Scoring Information

Club	Player	TD	Rush TD	Rec TD	KO TD	Punt TD	Int TD	Fum TD	Misc TD	FG	XP	2Pt Rush	2Pt Rec	Sfty	Points
BUF	S.Watkins	0	0	2	0	0	0	0	0	0	0	0	0	0	12
BUF	M.Gillislee	0	1	0	0	0	0	0	0	0	0	0	0	0	6
BUF	D.Carpenter	0	0	0	0	0	0	0	0	1	2	0	0	0	5
BUF	T.Taylor	0	0	0	0	0	0	0	0	0	0	1	0	0	2
WAS	J.Reed	0	0	2	0	0	0	0	0	0	0	0	0	0	12
WAS	K.Cousins	0	1	0	0	0	0	0	0	0	0	0	0	0	6
WAS	D.Jackson	0	0	1	0	0	0	0	0	0	0	0	0	0	6
WAS	P.Garcon	0	0	1	0	0	0	0	0	0	0	0	0	0	6
WAS	D.Hopkins	0	0	0	0	0	0	0	0	0	5	0	0	0	5

Possession Detail

	First Half		Second Half		Game	
	Visitor	Home	Visitor	Home	Visitor	Home
Largest Lead	0	21	0	25	0	25
Drives Leading	0	3	0	6	0	9
Time of Possession Leading	0:00	8:20	0:00	15:06	0:00	23:26
Largest Deficit	-21	0	-25	0	-25	0
Drives Trailing	4	0	6	0	10	0
Time of Possession Trailing	16:02	0:00	14:54	0:00	30:56	0:00
Times Score Tied Up		0		0		0
Lead Changes		1		0		1

Playtime Percentage

Percent of playtime per player on offense, defense and special teams

Buffalo Bills					Washington Redskins				
		Offense	Defense	Special Teams			Offense	Defense	Special Teams
R Incognito	G	67 100%		3 12%	S Long	G	57 100%		5 19%
C Glenn	T	67 100%		3 12%	B Scherff	G	57 100%		5 19%
J Mills	T	67 100%		3 12%	K Cousins	QB	57 100%		
E Wood	C	67 100%			T Williams	T	57 100%		
T Taylor	QB	67 100%			J LeRibeus	C	53 93%		
S Watkins	WR	64 96%			J Reed	TE	49 86%	1 4%	
R Woods	WR	56 84%			P Garcon	WR	40 70%	1 4%	
J Miller	G	55 82%		3 12%	J Crowder	WR	39 68%	4 15%	
C Gragg	TE	52 78%		9 35%	D Jackson	WR	36 63%		
C Hogan	WR	50 75%		11 42%	A Morris	RB	31 54%	4 15%	
L McCoy	RB	32 48%			M Moses	T	30 53%	3 12%	
M Gillislee	RB	20 30%		3 12%	T Compton	T	28 49%	9 35%	
J Felton	FB	12 18%		6 23%	T Nsekhe	T	27 47%	8 31%	
K Urbik	C	12 18%		3 12%	M Jones	RB	25 44%		
N O'Leary	TE	12 18%		1 4%	A Smith	TE	16 28%	7 27%	
K Williams	RB	11 16%			D Young	FB	9 16%	18 69%	
C Kouandjio	T	10 15%		3 12%	R Grant	WR	8 14%	14 54%	
M Easley	WR	8 12%		18 69%	B De La Puente	C	4 7%	2 8%	
A Dixon	RB	4 6%		18 69%	R Ross	WR	2 4%	5 19%	
M Thigpen	WR	2 3%		10 38%	P Thomas	RB	1 2%	4 15%	
E Manuel	QB	2 3%			B Breeland	CB		67 100%	7 27%
M Lawson	LB		57 100%	9 35%	D Goldson	FS		66 99%	8 31%
P Brown	LB		57 100%	7 27%	W Blackmon	CB		64 96%	10 38%
B Rambo	SS		57 100%	5 19%	R Kerrigan	LB		60 90%	3 12%
C Graham	CB		56 98%	9 35%	W Compton	LB		59 88%	6 23%
L McKelvin	CB		56 98%	5 19%	Q Dunbar	CB		51 76%	4 15%
R Darby	CB		56 98%	5 19%	M Foster	LB		46 69%	3 12%
J Hughes	DE		53 93%		C Baker	DE		46 69%	
C Bryant	DT		51 89%	5 19%	D Hall	CB		45 67%	2 8%
M Williams	DE		50 88%	5 19%	K Jarrett	FS		39 58%	13 50%
M Dareus	DT		48 84%	1 4%	T Murphy	LB		37 55%	16 62%
N Robey	CB		28 49%	8 31%	P Smith	LB		35 52%	1 4%
S Charles	DT		18 32%	4 15%	R Jean Francois	DE		29 43%	3 12%
R Johnson	LB		10 18%	16 62%	T Knighton	NT		27 40%	8 31%
I Enemkpali	LB		10 18%		J Hatcher	DE		21 31%	
T Barnes	NT		9 16%	8 31%	F Kearse	DE		20 30%	2 8%
D Williams	FS		8 14%	18 69%	K Golston	NT		12 18%	12 46%
A Tarpley	LB		2 4%	10 38%	K Robinson	LB		8 12%	6 23%
K Reddick	LB			23 88%	H Bates	LB		5 7%	18 69%
J Meeks	SS			18 69%	D Everett	CB			17 65%
M Butler	CB			14 54%	C Fields	LB			17 65%
G Sanborn	LS			7 27%	D Phillips	DB			13 50%
C Schmidt	P			7 27%	D Hopkins	K			11 42%
J Gay	K			5 19%	T Way	P			8 31%
D Carpenter	K			3 12%					

National Football League Game Summary

NFL Copyright © 2015 by The National Football League. All rights reserved. This summary and play-by-play is for the express purpose of assisting media in their coverage of the game; any other use of this material is prohibited without the written permission of the National Football League. Updated: 12/30/2015

Date: Saturday, 12/26/2015

Washington Redskins at Philadelphia Eagles

Start Time: 8:26 PM EST

at Lincoln Financial Field, Philadelphia, PA

Game Day Weather

Game Weather: Cloudy
Played Outdoor on Turf: Grass

Temp: 52° F (11.1° C) Humidity: 72%, Wind: ENE 6 mph
Outdoor Weather: Cloudy, Wind Chill: 51

Officials

Referee: Coleman, Walt (65) Umpire: Schuster, Bill (129) Head Linesman: Bergman, Jerry (91)
Line Judge: Codey, Kevin (16) Side Judge: Lucivansky, Jon (89) Field Judge: Cheek, Boris (41)
Back Judge: Martinez, Rich (39) Replay Official: Nazzaro, Louis ()

Lineups

Washington Redskins				Philadelphia Eagles			
Offense		Defense		Offense		Defense	
WR 11	D.Jackson	LDE 91	R.Kerrigan	WR 14	R.Cooper	DE 91	F.Cox
LT 71	Trent.Williams	DE 97	J.Hatcher	LT 71	J.Peters	NT 94	B.Allen
LG 61	S.Long	NT 98	T.Knighton	LG 76	A.Barbre	DE 72	C.Thornton
C 67	J.LeRibeus	RDE 94	P.Smith	C 62	J.Kelce	OLB 98	C.Barwin
RG 75	B.Scherff	MIKE 51	W.Compton	RG 64	M.Tobin	ILB 59	D.Ryans
RT 76	M.Moses	MO 54	M.Foster	RT 65	L.Johnson	ILB 95	M.Kendricks
TE 86	J.Reed	CB 26	B.Breeland	TE 86	Z.Ertz	CB 38	E.Biggers
WR 88	P.Garcon	CB 41	W.Blackmon	WR 17	N.Agholor	CB 32	E.Rowe
RB 46	A.Morris	CB 47	Q.Dunbar	WR 81	J.Matthews	DB 30	E.Reynolds
WR 80	J.Crowder	SS 30	K.Jarrett	RB 24	R.Mathews	S 26	W.Thurmond
QB 8	K.Cousins	FS 38	D.Goldson	QB 7	S.Bradford	S 27	M.Jenkins

Substitutions

K 3 D.Hopkins, P 5 T.Way, WR 14 R.Grant, WR 19 R.Ross, S 20 J.Johnson, CB 22 D.Everett, DB 23 D.Hall, RB 25 C.Thompson, CB 35 D.Phillips, FB 36 D.Young, RB 39 P.Thomas, LB 52 K.Robinson, LS 57 N.Sundberg, LB 59 C.Fields, C 60 B.De La Puente, DE 64 K.Golston, T 68 T.Compton, T 79 T.Nsekhe, TE 83 A.Smith, DL 92 C.Baker, LB 93 T.Murphy, LB 96 H.Bates, DE 99 R.Jean Francois

Substitutions

K 6 C.Sturgis, P 8 D.Jones, WR 10 J.Krause, WR 13 J.Huff, RB 29 D.Murray, RB 34 K.Barner, DB 37 J.Watkins, S 42 C.Maragos, RB 43 D.Sproles, LS 46 J.Dorenbos, TE 47 T.Burton, LB 50 K.Alonso, LB 53 N.Goode, LB 55 B.Graham, LB 56 B.Braman, G/T 67 D.Kelly, C/G 68 J.Andrews, DE 75 V.Curry, TE 87 B.Celek, LB 90 M.Smith, DE 93 B.Bair, DE 97 T.Hart

Did Not Play

QB 16 C.McCoy

Did Not Play

QB 3 M.Sanchez, CB 35 D.Rice

Not Active

QB 10 R.Griffin, RB 31 M.Jones, LB 56 P.Riley, DE 73 F.Kearse, G 74 A.Kouandjio, TE 85 M.Jensen, TE 87 J.Hamm

Not Active

QB 9 T.Lewis, WR 16 S.Ajirotutu, CB 31 B.Maxwell, LB 51 S.Means, C/T 77 B.Jones, G/T 79 T.Hawkinson, DT 96 B.Logan

Field Goals (made () & missed)

Player	Attempts	1	2	3	4	OT	Total
D.Hopkins	(28)						
C.Sturgis	(34)						
VISITOR: Washington Redskins		13	3	14	8	0	38
HOME: Philadelphia Eagles		7	3	7	7	0	24

Scoring Plays

Team	Qtr	Time	Play Description (Extra Point) (Drive Info)	Visitor	Home
Eagles	1	12:08	R.Mathews 1 yd. run (C.Sturgis kick) (6-80, 2:52)	0	7
Redskins	1	5:50	J.Reed 22 yd. pass from K.Cousins (kick failed, wl) (5-69, 2:45)	6	7
Redskins	1	1:00	J.Reed 12 yd. pass from K.Cousins (D.Hopkins kick) (7-61, 3:40)	13	7
Eagles	2	5:56	C.Sturgis 34 yd. Field Goal (7-42, 2:15)	13	10
Redskins	2	1:43	D.Hopkins 28 yd. Field Goal (8-25, 2:18)	16	10
Redskins	3	6:58	C.Thompson 12 yd. pass from K.Cousins (D.Hopkins kick) (11-54, 4:05)	23	10
Eagles	3	4:47	D.Murray 4 yd. run (C.Sturgis kick) (6-52, 2:11)	23	17
Redskins	3	3:15	D.Hall 17 yd. fumble return (D.Hopkins kick)	30	17
Redskins	4	8:55	P.Garcon 13 yd. pass from K.Cousins (K.Cousins-J.Crowder pass) (13-82, 7:44)	38	17

National Football League Game Summary

NFL Copyright © 2015 by The National Football League. All rights reserved. This summary and play-by-play is for the express purpose of assisting media in their coverage of the game; any other use of this material is prohibited without the written permission of the National Football League. Updated: 12/30/2015

Eagles 4 4:34 J.Matthews 8 yd. pass from S.Bradford (C.Sturgis kick) (13-80, 4:21)
Paid Attendance: 69,596

38 24
Time: 3:21

Washington Redskins vs Philadelphia Eagles
12/26/2015 at Lincoln Financial Field

Final Individual Statistics

Washington Redskins

RUSHING	ATT	YDS	AVG	LG	TD
A.Morris	17	49	2.9	8	0
P.Thomas	4	22	5.5	9	0
K.Cousins	5	-4	-0.8	0	0
Total	26	67	2.6	9	0

PASSING	ATT	CMP	YDS	SK/YD	TD	LG	IN	RT
K.Cousins	46	31	365	2/14	4	28	0	120.3
Total	46	31	365	2/14	4	28	0	120.3

PASS RECEIVING	TAR	REC	YDS	AVG	LG	TD
J.Reed	11	9	129	14.3	28	2
P.Garcon	12	7	80	11.4	25	1
P.Thomas	8	7	67	9.6	15	0
D.Jackson	6	4	40	10.0	22	0
J.Crowder	3	2	13	6.5	7	0
R.Grant	3	1	24	24.0	24	0
C.Thompson	1	1	12	12.0	12	1
A.Morris	1	0	0	0.0	0	0
A.Smith	1	0	0	0.0	0	0
Total	46	31	365	11.8	28	4

INTERCEPTIONS	NO	YDS	AVG	LG	TD
Total	0	0	0	0	0

PUNTING	NO	YDS	AVG	NET	TB	IN20	LG
T.Way	7	347	49.6	47.1	1	1	57
Total	7	347	49.6	47.1	1	1	57

PUNT RETURNS	NO	YDS	AVG	FC	LG	TD
J.Crowder	2	10	5.0	3	5	0
[DOWNED]	2	0	0.0	0	0	0
Total	2	10	5.0	3	5	0

KICKOFF RETURNS	NO	YDS	AVG	FC	LG	TD
R.Ross	1	19	19.0	0	19	0
[TOUCHBACK]	3	0	0.0	0	0	0
Total	1	19	19.0	0	19	0

Philadelphia Eagles

RUSHING	ATT	YDS	AVG	LG	TD
D.Murray	5	27	5.4	12	1
D.Sproles	5	9	1.8	8	0
R.Mathews	4	5	1.3	2	1
S.Bradford	2	4	2.0	4	0
Total	16	45	2.8	12	2

PASSING	ATT	CMP	YDS	SK/YD	TD	LG	IN	RT
S.Bradford	56	37	380	5/27	1	43	0	91.4
Total	56	37	380	5/27	1	43	0	91.4

PASS RECEIVING	TAR	REC	YDS	AVG	LG	TD
Z.Ertz	17	13	122	9.4	17	0
D.Sproles	9	7	56	8.0	14	0
J.Mathews	8	6	104	17.3	43	1
D.Murray	4	3	24	8.0	13	0
N.Agholor	5	2	35	17.5	18	0
R.Mathews	3	2	13	6.5	11	0
B.Celek	1	1	18	18.0	18	0
J.Huff	2	1	8	8.0	8	0
J.Krause	2	1	7	7.0	7	0
K.Barner	3	1	-7	-7.0	-7	0
R.Cooper	1	0	0	0.0	0	0
Total	55	37	380	10.3	43	1

INTERCEPTIONS	NO	YDS	AVG	LG	TD
Total	0	0	0	0	0

PUNTING	NO	YDS	AVG	NET	TB	IN20	LG
D.Jones	7	305	43.6	42.1	0	3	56
Total	7	305	43.6	42.1	0	3	56

PUNT RETURNS	NO	YDS	AVG	FC	LG	TD
D.Sproles	2	0	0.0	1	0	0
K.Barner	1	-3	-3.0	0	-3	0
[DOWNED]	1	0	0.0	0	0	0
[OUT OF BOUNDS]	1	0	0.0	0	0	0
[TOUCHBACK]	1	0	0.0	0	0	0
Total	3	-3	-1.0	1	0	0

KICKOFF RETURNS	NO	YDS	AVG	FC	LG	TD
J.Huff	2	65	32.5	0	49	0
[TOUCHBACK]	5	0	0.0	0	0	0
Total	2	65	32.5	0	49	0

Washington Redskins

FUMBLES	FUM	LOST	OWN-REC	YDS	TD	FORCED	OPP-REC	YDS	TD	OUT-BDS
K.Cousins	1	0	1	-3	0	0	0	0	0	0
D.Hall	0	0	0	0	0	1	1	17	1	0
B.Breeland	0	0	0	0	0	1	0	0	0	0
P.Smith	0	0	0	0	0	1	0	0	0	0
D.Goldson	0	0	0	0	0	0	1	14	0	0
Total	1	0	1	-3	0	3	2	31	1	0

Philadelphia Eagles

FUMBLES	FUM	LOST	OWN-REC	YDS	TD	FORCED	OPP-REC	YDS	TD	OUT-BDS
S.Bradford	3	1	2	-12	0	0	0	0	0	0
J.Kelce	1	0	1	3	0	0	0	0	0	0
B.Celek	1	0	1	0	0	0	0	0	0	0

Washington Redskins vs Philadelphia Eagles

12/26/2015 at Lincoln Financial Field

Final Individual Statistics

D.Sproles	1	0	1	0	0	0	0	0	0	0
Z.Ertz	1	1	0	0	0	0	0	0	0	0
Total	7	2	5	-9	0	0	0	0	0	0

Washington Redskins vs Philadelphia Eagles
12/26/2015 at Lincoln Financial Field

Final Team Statistics

	Visitor Redskins	Home Eagles
TOTAL FIRST DOWNS	25	23
By Rushing	4	4
By Passing	21	17
By Penalty	0	2
THIRD DOWN EFFICIENCY	5-14-36%	7-19-37%
FOURTH DOWN EFFICIENCY	0-0-0%	2-3-67%
TOTAL NET YARDS	418	398
Total Offensive Plays (inc. times thrown passing)	74	77
Average gain per offensive play	5.6	5.2
NET YARDS RUSHING	67	45
Total Rushing Plays	26	16
Average gain per rushing play	2.6	2.8
Tackles for a loss-number and yards	2-2	1-6
NET YARDS PASSING	351	353
Times thrown - yards lost attempting to pass	2-14	5-27
Gross yards passing	365	380
PASS ATTEMPTS-COMPLETIONS-HAD INTERCEPTED	46-31-0	56-37-0
Avg gain per pass play (inc.# thrown passing)	7.3	5.8
KICKOFFS Number-In End Zone-Touchbacks	7-6-5	5-4-3
PUNTS Number and Average	7-49.6	7-43.6
Had Blocked	0	0
FGs - PATs Had Blocked	0-0	0-0
Net Punting Average	47.1	42.1
TOTAL RETURN YARDAGE (Not Including Kickoffs)	10	-3
No. and Yards Punt Returns	2-10	3--3
No. and Yards Kickoff Returns	1-19	2-65
No. and Yards Interception Returns	0-0	0-0
PENALTIES Number and Yards	8-70	8-45
FUMBLES Number and Lost	1-0	7-2
TOUCHDOWNS	5	3
Rushing	0	2
Passing	4	1
Fumbles	1	0
EXTRA POINTS Made-Attempts	4-5	3-3
Kicking Made-Attempts	3-4	3-3
Passing Made-Attempts	1-1	0-0
FIELD GOALS Made-Attempts	1-1	1-1
RED ZONE EFFICIENCY	3-5-60%	3-4-75%
GOAL TO GO EFFICIENCY	1-3-33%	1-1-100%
SAFETIES	0	0
FINAL SCORE	38	24
TIME OF POSSESSION	34:15	25:45

Washington Redskins vs Philadelphia Eagles
12/26/2015 at Lincoln Financial Field

Ball Possession And Drive Chart

Washington Redskins

#	Time Recd	Time Lost	Time Poss	How Ball Obtained	Drive Began	# Play	Yds Gain	Yds Pen	Net Yds	1st Down	Last Scrm	How Given Up
1	12:08	11:08	1:00	Kickoff	WAS 20	3	9	0	9	0	WAS 29	Punt
2	8:35	5:50	2:45	Punt	WAS 31	5	74	-5	69	4	PHI 22	Touchdown
3	4:40	1:00	3:40	Punt	WAS 39	7	61	0	61	4	* PHI 12	Touchdown
4	14:08	12:00	2:08	Punt	WAS 7	3	3	0	3	0	WAS 10	Punt
5	10:12	8:11	2:01	Punt	WAS 8	4	11	0	11	1	WAS 19	Punt
6	5:56	4:15	1:41	Kickoff	WAS 8	3	0	0	0	0	WAS 8	Punt
7	4:01	1:43	2:18	Fumble	PHI 35	8	25	0	25	2	* PHI 10	Field Goal
8	0:29	0:00	0:29	Punt	WAS 29	4	59	5	64	3	* PHI 6	End of Half
9	15:00	12:12	2:48	Kickoff	WAS 20	5	21	0	21	1	WAS 41	Punt
10	11:03	6:58	4:05	Punt	WAS 46	11	54	0	54	4	* PHI 12	Touchdown
11	4:47	4:01	0:46	Kickoff	WAS 20	3	5	0	5	0	WAS 25	Punt
12	1:39	8:55	7:44	Punt	WAS 18	13	87	-5	82	6	* PHI 13	Touchdown
13	4:34	3:18	1:16	Kickoff	WAS 47	3	9	-5	4	0	PHI 49	Punt
14	1:34	0:00	1:34	Downs	WAS 26	3	-3	0	-3	0	WAS 24	End of Game

(384) Average WAS 27

Philadelphia Eagles

#	Time Recd	Time Lost	Time Poss	How Ball Obtained	Drive Began	# Play	Yds Gain	Yds Pen	Net Yds	1st Down	Last Scrm	How Given Up
1	15:00	12:08	2:52	Kickoff	PHI 20	6	52	28	80	5	* WAS 1	Touchdown
2	11:08	8:35	2:33	Punt	PHI 20	5	16	-5	11	1	PHI 31	Punt
3	5:50	4:40	1:10	Kickoff	PHI 17	3	3	-10	-7	0	PHI 10	Punt
4	1:00	14:08	1:52	Kickoff	PHI 20	6	35	0	35	1	WAS 45	Punt
5	12:00	10:12	1:48	Punt	PHI 39	3	11	-10	1	0	PHI 40	Punt
6	8:11	5:56	2:15	Punt	PHI 42	7	47	-5	42	2	* WAS 16	Field Goal
7	4:15	4:01	0:14	Punt	PHI 38	1	11	0	11	0	PHI 38	Fumble
8	1:43	0:29	1:14	Kickoff	PHI 20	6	16	0	16	1	PHI 36	Punt
9	12:12	11:03	1:09	Punt	PHI 10	4	9	-5	4	0	PHI 14	Punt
10	6:58	4:47	2:11	Kickoff	PHI 48	6	48	4	52	4	* WAS 4	Touchdown
11	4:01	3:15	0:46	Punt	PHI 21	3	-4	0	-4	0	PHI 29	Fumble
12	3:15	1:39	1:36	Kickoff	PHI 20	6	21	0	21	1	PHI 41	Punt
13	8:55	4:34	4:21	Kickoff	PHI 20	13	85	-5	80	5	* WAS 8	Touchdown
14	3:18	1:34	1:44	Punt	PHI 20	9	39	15	54	3	WAS 26	Downs

(355) Average PHI 25

* inside opponent's 20

Time of Possession by Quarter

		1st	2nd	3rd	4th	OT	Total
Visitor	Washington Redskins	7:25	8:37	9:18	8:55		34:15
Home	Philadelphia Eagles	7:35	6:23	5:42	6:05		25:45

Kickoff Drive No.-Start Average

Redskins: 4 - WAS 17

Eagles: 7 - PHI 24

Washington Redskins vs Philadelphia Eagles
12/26/2015 at Lincoln Financial Field

Final Defensive Statistics

Washington Redskins

Regular Defensive Plays

Special Teams

Misc

	TKL	AST	COMB	SK	/ YDS	TFL	Q	IN	PD	FF	FR	TKL	AST	FF	FR	BL	TKL	AST	FF	FR	
D.Goldson	9	1	10	0	0	0	0	0	0	0	1	0	0	0	0	0	0	0	0	0	0
W.Compton	7	1	8	1	7	1	2	0	0	0	0	0	0	0	0	0	0	0	0	0	0
M.Foster	7	1	8	0	0	1	0	0	0	0	0	0	0	0	0	0	0	0	0	0	0
K.Jarrett	6	2	8	0	0	0	0	0	1	0	0	0	0	0	0	0	0	0	0	0	0
D.Hall	4	0	4	0	0	0	0	0	0	1	1	0	0	0	0	0	0	0	0	0	0
R.Kerrigan	4	0	4	0	0	0	0	0	0	0	0	0	0	0	0	0	0	0	0	0	0
P.Smith	3	1	4	3	13	2	3	0	0	1	0	0	0	0	0	0	0	0	0	0	0
B.Breeland	3	0	3	0	0	0	0	0	1	1	0	0	0	0	0	0	0	0	0	0	0
W.Blackmon	3	0	3	0	0	0	0	0	0	0	0	0	0	0	0	0	0	0	0	0	0
R.Jean Francois	2	0	2	1	7	2	1	0	0	0	0	0	0	0	0	0	0	0	0	0	0
Q.Dunbar	2	0	2	0	0	0	0	0	1	0	0	0	0	0	0	0	0	0	0	0	0
T.Knighton	2	0	2	0	0	0	0	0	0	0	0	0	0	0	0	0	0	0	0	0	0
J.Hatcher	0	0	0	0	0	0	3	0	0	0	0	0	0	0	0	0	0	0	0	0	0
T.Murphy	0	0	0	0	0	0	1	0	0	0	0	1	0	0	0	0	0	0	0	0	0
C.Baker	0	0	0	0	0	0	0	0	1	0	0	0	0	0	0	0	0	0	0	0	0
K.Robinson	0	0	0	0	0	0	0	0	1	0	0	0	0	0	0	0	0	0	0	0	0
D.Everett	0	0	0	0	0	0	0	0	0	0	0	2	0	0	0	0	0	0	0	0	0
D.Phillips	0	0	0	0	0	0	0	0	0	0	0	1	0	0	0	0	0	0	0	0	0
H.Bates	0	0	0	0	0	0	0	0	0	0	0	0	1	0	0	0	0	0	0	0	0
C.Fields	0	0	0	0	0	0	0	0	0	0	0	0	1	0	0	0	0	0	0	0	0
K.Cousins	0	0	0	0	0	0	0	0	0	0	0	0	0	0	0	0	0	0	0	0	1
Total	52	6	58	5	27	6	10	0	5	3	2	4	2	0	0	0	0	0	0	0	1

TKL = Tackle AST = Assist COMB = Combined QH=QB Hit IN = Interception PD = Pass Defense FF = Forced Fumble FR = Fumble Recovery

Philadelphia Eagles

Regular Defensive Plays

Special Teams

Misc

	TKL	AST	COMB	SK	/ YDS	TFL	QH	IN	PD	FF	FR	TKL	AST	FF	FR	BL	TKL	AST	FF	FR	
K.Alonso	5	3	8	0	0	0	0	0	0	0	0	0	0	0	0	0	0	0	0	0	0
F.Cox	5	2	7	2	14	2	3	0	0	0	0	0	0	0	0	0	0	0	0	0	0
M.Jenkins	6	0	6	0	0	1	0	0	1	0	0	0	0	0	0	0	0	0	0	0	0
E.Reynolds	5	1	6	0	0	0	0	0	0	0	0	0	0	0	0	0	0	0	0	0	0
B.Allen	4	1	5	0	0	1	0	0	1	0	0	0	0	0	0	0	0	0	0	0	0
D.Ryans	3	2	5	0	0	0	0	0	0	0	0	0	0	0	0	0	0	0	0	0	0
E.Biggers	3	1	4	0	0	0	0	0	2	0	0	0	0	0	0	0	0	0	0	0	0
M.Kendricks	3	1	4	0	0	0	0	0	1	0	0	0	0	0	0	0	0	0	0	0	0
C.Barwin	3	0	3	0	0	2	1	0	0	0	0	0	0	0	0	0	0	0	0	0	0
E.Rowe	3	0	3	0	0	0	0	0	0	0	0	0	0	0	0	0	0	0	0	0	0
B.Bair	1	1	2	0	0	0	0	0	0	0	0	0	0	0	0	0	0	0	0	0	0
C.Thornton	1	0	1	0	0	0	1	0	0	0	0	0	0	0	0	0	0	0	0	0	0
J.Watkins	1	0	1	0	0	0	0	0	1	0	0	0	0	0	0	0	0	0	0	0	0
W.Thurmond	1	0	1	0	0	0	0	0	0	0	0	0	0	0	0	0	0	0	0	0	0
B.Graham	0	1	1	0	0	0	1	0	0	0	0	0	0	0	0	0	0	0	0	0	0
T.Hart	0	1	1	0	0	0	0	0	0	0	0	0	0	0	0	0	0	0	0	0	0
V.Curry	0	0	0	0	0	0	1	0	0	0	0	0	0	0	0	0	0	0	0	0	0
B.Braman	0	0	0	0	0	0	0	0	0	0	0	1	0	0	0	0	0	0	0	0	0
N.Goode	0	0	0	0	0	0	0	0	0	0	0	1	0	0	0	0	0	0	0	0	0
J.Krause	0	0	0	0	0	0	0	0	0	0	0	1	0	0	0	0	0	0	0	0	0
D.Sproles	0	0	0	0	0	0	0	0	0	0	0	0	0	0	1	0	0	0	0	0	0
N.Agholor	0	0	0	0	0	0	0	0	0	0	0	0	0	0	0	0	1	0	0	0	0
B.Celek	0	0	0	0	0	0	0	0	0	0	0	0	0	0	0	0	0	0	0	0	1
S.Bradford	0	0	0	0	0	0	0	0	0	0	0	0	0	0	0	0	0	0	0	0	2
J.Kelce	0	0	0	0	0	0	0	0	0	0	0	0	0	0	0	0	0	0	0	0	1
Total	44	14	58	2	14	6	7	0	6	0	0	3	0	0	1	0	1	0	0	0	4

Play By Play

First Quarter

12/26/2015

WAS wins the coin toss and elects to defer. PHI elects to Receive, and WAS elects to defend the south goal.

D.Hopkins kicks 65 yards from WAS 35 to end zone, Touchback.

Philadelphia Eagles at 15:00

1-10-PHI 20	(15:00) (Shotgun) S.Bradford pass short right to N.Agholor to PHI 38 for 18 yards (D.Goldson).	P1
<u>1-10-PHI 38</u>	(14:32) (No Huddle, Shotgun) R.Mathews up the middle to PHI 39 for 1 yard (T.Knighton).	
2-9-PHI 39	(14:06) (No Huddle, Shotgun) S.Bradford pass short left to Z.Ertz to PHI 44 for 5 yards (M.Foster).	
3-4-PHI 44	(13:34) (No Huddle, Shotgun) S.Bradford pass short left to J.Mathews to WAS 45 for 11 yards (Q.Dunbar).	P2
<u>1-10-WAS 45</u>	(13:00) (No Huddle, Shotgun) S.Bradford pass short right to Z.Ertz to WAS 29 for 16 yards (W.Compton).	P3
<u>1-10-WAS 29</u>	(12:30) (No Huddle, Shotgun) PENALTY on WAS-K.Golston, Encroachment, 5 yards, enforced at WAS 29 - No Play.	
1-5-WAS 24	(12:16) (No Huddle, Shotgun) S.Bradford pass incomplete deep left to J.Huff.	
	PENALTY on WAS-W.Blackmon, Defensive Pass Interference, 23 yards, enforced at WAS 24 - No Play.	X4
<u>1-1-WAS 1</u>	(12:10) (No Huddle, Shotgun) R.Mathews up the middle for 1 yard, TOUCHDOWN.	R5
	C.Sturgis extra point is GOOD, Center-J.Dorenbos, Holder-D.Jones.	

WAS 0 PHI 7, 6 plays, 80 yards, 2 penalties, 2:52 drive, 2:52 elapsed

C.Sturgis kicks 65 yards from PHI 35 to end zone, Touchback.

Washington Redskins at 12:08

1-10-WAS 20	(12:08) (Shotgun) K.Cousins pass incomplete short left to A.Morris (B.Allen).	
2-10-WAS 20	(12:03) (Shotgun) A.Morris left end to WAS 23 for 3 yards (F.Cox).	
3-7-WAS 23	(11:23) (Shotgun) K.Cousins pass short right to J.Crowder pushed ob at WAS 29 for 6 yards (E.Biggers).	
4-1-WAS 29	(11:15) T.Way punts 51 yards to PHI 20, Center-N.Sundberg, fair catch by D.Sproles.	

Philadelphia Eagles at 11:08

1-10-PHI 20	(11:08) (Shotgun) D.Sproles up the middle to PHI 28 for 8 yards (W.Compton; K.Jarrett).	
2-2-PHI 28	(10:45) (No Huddle, Shotgun) D.Sproles left tackle to PHI 31 for 3 yards (R.Kerrigan).	R6
<u>1-10-PHI 31</u>	(10:16) (No Huddle, Shotgun) PENALTY on PHI-J.Peters, False Start, 5 yards, enforced at PHI 31 - No Play.	
1-15-PHI 26	(10:09) (No Huddle, Shotgun) D.Sproles left tackle to PHI 28 for 2 yards (M.Foster).	
2-13-PHI 28	(9:40) (No Huddle, Shotgun) S.Bradford sacked at PHI 21 for -7 yards (W.Compton). PHI-J.Peters was injured during the play.	
3-20-PHI 21	(9:12) (No Huddle, Shotgun) S.Bradford pass short right to D.Sproles to PHI 31 for 10 yards (R.Kerrigan).	
4-10-PHI 31	(8:44) D.Jones punts 38 yards to WAS 31, Center-J.Dorenbos, fair catch by J.Crowder.	

Washington Redskins at 8:35

1-10-WAS 31	(8:35) (Shotgun) K.Cousins pass short right to P.Thomas to WAS 44 for 13 yards (M.Kendricks).	P1
<u>1-10-WAS 44</u>	(7:59) K.Cousins pass incomplete deep left to P.Garcon (E.Biggers).	
	PENALTY on WAS-T.Compton, Illegal Formation, 5 yards, enforced at WAS 44 - No Play.	
1-15-WAS 39	(7:51) (Shotgun) K.Cousins pass deep right to J.Reed to PHI 33 for 28 yards (E.Biggers).	P2
<u>1-10-PHI 33</u>	(7:11) A.Morris right end to PHI 29 for 4 yards (B.Allen).	
2-6-PHI 29	(6:23) (Shotgun) K.Cousins pass short right to D.Jackson pushed ob at PHI 22 for 7 yards (E.Biggers).	P3
<u>1-10-PHI 22</u>	(5:55) K.Cousins pass deep middle to J.Reed for 22 yards, TOUCHDOWN.	P4
	Penalty on PHI-M.Jenkins, Unnecessary Roughness, offsetting.	
	Penalty on WAS-P.Garcon, Unnecessary Roughness, offsetting.	
	D.Hopkins extra point is No Good, Wide Left, Center-N.Sundberg, Holder-T.Way.	

WAS 6 PHI 7, 5 plays, 69 yards, 2:45 drive, 9:10 elapsed

D.Hopkins kicks 64 yards from WAS 35 to PHI 1. J.Huff to PHI 17 for 16 yards (H.Bates; C.Fields).

Philadelphia Eagles at 5:50, (1st play from scrimmage 5:44)

1-10-PHI 17	(5:44) (No Huddle, Shotgun) D.Murray left end to PHI 17 for no gain (T.Knighton).	
2-10-PHI 17	(5:21) (No Huddle, Shotgun) D.Murray left tackle to PHI 20 for 3 yards (W.Compton).	
3-7-PHI 20	(4:54) (No Huddle, Shotgun) S.Bradford pass incomplete short middle.	
	PENALTY on PHI-S.Bradford, Intentional Grounding, 10 yards, enforced at PHI 20.	
4-17-PHI 10	(4:50) D.Jones punts 56 yards to WAS 34, Center-J.Dorenbos, J.Crowder to WAS 39 for 5 yards (B.Braman).	

Washington Redskins at 4:40

1-10-WAS 39	(4:40) K.Cousins pass deep middle to D.Jackson to PHI 46 for 15 yards (M.Jenkins).	P5
<u>1-10-PHI 46</u>	(4:00) (Shotgun) A.Morris right tackle to PHI 42 for 4 yards (B.Allen).	
2-6-PHI 42	(3:22) (Shotgun) K.Cousins pass short right to J.Reed to PHI 36 for 6 yards (B.Graham; E.Biggers).	P6

Washington Redskins vs Philadelphia Eagles at Lincoln Financial Field

- 1-10-PHI 36 (2:36) A.Morris left end to PHI 31 for 5 yards (D.Ryans).
- 2-5-PHI 31 (1:59) (Shotgun) K.Cousins pass incomplete short right to P.Garcon (E.Biggers).
- 3-5-PHI 31 (1:55) (Shotgun) K.Cousins pass short middle to J.Reed to PHI 12 for 19 yards (W.Thurmond).
- 1-10-PHI 12 (1:06) (Shotgun) K.Cousins pass short middle to J.Reed for 12 yards, TOUCHDOWN.
D.Hopkins extra point is GOOD, Center-N.Sundberg, Holder-T.Way.

P7
P8

WAS 13 PHI 7, 7 plays, 61 yards, 3:40 drive, 14:00 elapsed

D.Hopkins kicks 65 yards from WAS 35 to end zone, Touchback.

Philadelphia Eagles at 1:00

- 1-10-PHI 20 (1:00) (No Huddle, Shotgun) S.Bradford pass incomplete short left to J.Huff (Q.Dunbar).
- 2-10-PHI 20 (:56) (No Huddle, Shotgun) R.Mathews up the middle to PHI 22 for 2 yards (R.Kerrigan).
- 3-8-PHI 22 (:24) (No Huddle, Shotgun) S.Bradford pass deep left to J.Mathews pushed ob at WAS 35 for 43 yards (W.Blackmon).
Timeout #1 by WAS at 00:08.
- 1-10-WAS 35 (:08) (No Huddle, Shotgun) D.Sproles left tackle to WAS 33 for 2 yards (R.Kerrigan).

P7

END OF QUARTER

	Score	Time Poss	First Downs				Efficiencies	
			R	P	X	T	3 Down	4 Down
Washington Redskins	13	7:25	0	8	0	8	1/2	0/0
Philadelphia Eagles	7	7:35	2	4	1	7	2/4	0/0

Second Quarter

12/26/2015

Play By Play

Philadelphia Eagles continued.

- 2-8-WAS 33 (15:00) (No Huddle, Shotgun) D.Sproles left end to WAS 39 for -6 yards (M.Foster).
 3-14-WAS 39 (14:24) (No Huddle, Shotgun) S.Bradford sacked at WAS 45 for -6 yards (P.Smith).
 Penalty on PHI-J.Peters, Offensive Holding, declined.
 4-20-WAS 45 (14:16) D.Jones punts 38 yards to WAS 7, Center-J.Dorenbos, fair catch by J.Crowder.

Washington Redskins at 14:08

- 1-10-WAS 7 (14:08) K.Cousins FUMBLES (Aborted) at WAS 6, and recovers at WAS 4. K.Cousins to WAS 4 for no gain (B.Allen).
 2-13-WAS 4 (13:26) (No Huddle, Shotgun) K.Cousins pass short right to P.Garcon to WAS 8 for 4 yards (M.Jenkins).
 3-9-WAS 8 (12:45) (Shotgun) K.Cousins pass short left to P.Garcon to WAS 10 for 2 yards (J.Watkins).
 4-7-WAS 10 (12:10) T.Way punts 48 yards to PHI 42, Center-N.Sundberg. K.Barner to PHI 39 for -3 yards (T.Murphy).
 Penalty on PHI-K.Barner, Illegal Substitution, declined.

Philadelphia Eagles at 12:00

- 1-10-PHI 39 (12:00) (Shotgun) S.Bradford pass short left to D.Murray to PHI 40 for 1 yard (W.Blackmon; W.Compton).
 PENALTY on PHI-L.Johnson, Illegal Formation, 5 yards, enforced at PHI 39 - No Play.
 1-15-PHI 34 (11:41) (Shotgun) PENALTY on PHI-M.Tobin, False Start, 5 yards, enforced at PHI 34 - No Play.
 1-20-PHI 29 (11:28) (No Huddle, Shotgun) S.Bradford pass short left to D.Murray to PHI 39 for 10 yards (W.Compton).
 2-10-PHI 39 (10:57) (No Huddle, Shotgun) S.Bradford pass short left to D.Murray to PHI 40 for 1 yard (M.Foster).
 3-9-PHI 40 (10:25) (No Huddle, Shotgun) S.Bradford pass incomplete short left to Z.Ertz [W.Compton].
 4-9-PHI 40 (10:20) D.Jones punts 52 yards to WAS 8, Center-J.Dorenbos, fair catch by J.Crowder.

Washington Redskins at 10:12

- 1-10-WAS 8 (10:12) K.Cousins pass deep right to P.Garcon to WAS 23 for 15 yards (M.Jenkins).
1-10-WAS 23 (9:36) P.Thomas left end to WAS 26 for 3 yards (F.Cox; K.Alonso).
 2-7-WAS 26 (8:56) (Shotgun) K.Cousins sacked at WAS 19 for -7 yards (F.Cox).
 3-14-WAS 19 (8:23) (Shotgun) K.Cousins pass incomplete deep left to P.Garcon.
 Penalty on WAS-M.Moses, Offensive Holding, declined.
 4-14-WAS 19 (8:19) T.Way punts 39 yards to PHI 42, Center-N.Sundberg, out of bounds.

P9

Philadelphia Eagles at 8:11

- 1-10-PHI 42 (8:11) (Shotgun) R.Mathews left end to PHI 43 for 1 yard (K.Jarrett).
 2-9-PHI 43 (7:43) (No Huddle, Shotgun) S.Bradford pass short left to Z.Ertz to WAS 40 for 17 yards (D.Hall).
1-10-WAS 40 (7:18) (No Huddle, Shotgun) S.Bradford pass short left to B.Celek to WAS 23 for 17 yards (D.Hall). FUMBLES (D.Hall), and recovers at WAS 22.
1-10-WAS 22 (6:54) PENALTY on PHI-A.Barbre, False Start, 5 yards, enforced at WAS 22 - No Play.
 1-15-WAS 27 (6:44) (No Huddle, Shotgun) S.Bradford pass incomplete deep right to N.Agholor.
 2-15-WAS 27 (6:39) (No Huddle, Shotgun) S.Bradford pass short left to R.Mathews to WAS 16 for 11 yards (M.Foster) [J.Hatcher].
 3-4-WAS 16 (6:06) (No Huddle, Shotgun) S.Bradford pass incomplete short middle to N.Agholor (B.Breeland).
 4-4-WAS 16 (6:00) C.Sturgis 34 yard field goal is GOOD, Center-J.Dorenbos, Holder-D.Jones.

P8

P9

WAS 13 PHI 10, 7 plays, 42 yards, 2:15 drive, 9:04 elapsed

C.Sturgis kicks 68 yards from PHI 35 to WAS -3. R.Ross to WAS 25 for 28 yards (N.Goode).

PENALTY on WAS-H.Bates, Offensive Holding, 8 yards, enforced at WAS 16.

Washington Redskins at 5:56, (1st play from scrimmage 5:51)

- 1-10-WAS 8 (5:51) A.Morris right end to WAS 9 for 1 yard (C.Thornton).
 2-9-WAS 9 (5:16) K.Cousins pass short right to P.Thomas to WAS 8 for -1 yards (C.Barwin).
 3-10-WAS 8 (4:32) (Shotgun) K.Cousins pass incomplete short right to P.Thomas [F.Cox].
 4-10-WAS 8 (4:26) T.Way punts 54 yards to PHI 38, Center-N.Sundberg, downed by WAS-J.Johnson.

Philadelphia Eagles at 4:15

- 1-10-PHI 38 (4:15) (No Huddle, Shotgun) S.Bradford pass short right to Z.Ertz to 50 for 12 yards (B.Breeland). FUMBLES (B.Breeland), RECOVERED by WAS-D.Goldson at PHI 49. D.Goldson to PHI 35 for 14 yards (N.Agholor).
 The Replay Official reviewed the fumble ruling, and the play was Upheld. The ruling on the field stands.

Washington Redskins at 4:01

- 1-10-PHI 35 (4:01) (Shotgun) K.Cousins pass short left to J.Crowder pushed ob at PHI 28 for 7 yards (M.Jenkins).
 2-3-PHI 28 (3:34) A.Morris left guard to PHI 23 for 5 yards (K.Alonso).
1-10-PHI 23 (2:59) K.Cousins pass short left to J.Reed to PHI 18 for 5 yards (K.Alonso).

R10

Washington Redskins vs Philadelphia Eagles at Lincoln Financial Field

2-5-PHI 18 (2:14) A.Morris left guard to PHI 10 for 8 yards (F.Cox).

R11

Two-Minute Warning

1-10-PHI 10 (2:00) K.Cousins pass incomplete short left to P.Garcon.

2-10-PHI 10 (1:56) (Shotgun) K.Cousins pass incomplete short right to J.Crowder (M.Jenkins).

3-10-PHI 10 (1:49) (Shotgun) K.Cousins pass incomplete short left to P.Garcon.

4-10-PHI 10 (1:46) D.Hopkins 28 yard field goal is GOOD, Center-N.Sundberg, Holder-T.Way.

WAS 16 PHI 10, 8 plays, 25 yards, 2:18 drive, 13:17 elapsed

D.Hopkins kicks 65 yards from WAS 35 to end zone, Touchback.

Philadelphia Eagles at 1:43

1-10-PHI 20 (1:43) (Shotgun) S.Bradford pass incomplete short left to D.Sproles.

2-10-PHI 20 (1:39) (No Huddle, Shotgun) S.Bradford pass short middle to Z.Ertz to PHI 27 for 7 yards (W.Blackmon).

3-3-PHI 27 (1:22) (No Huddle, Shotgun) S.Bradford pass short right to D.Sproles to PHI 31 for 4 yards (K.Jarrett).

P10

Timeout #1 by PHI at 01:12.

1-10-PHI 31 (1:12) (No Huddle, Shotgun) S.Bradford pass incomplete short right to Z.Ertz (K.Jarrett).

2-10-PHI 31 (1:08) (No Huddle, Shotgun) S.Bradford sacked at PHI 24 for -7 yards (P.Smith).

Timeout #2 by WAS at 00:46.

3-17-PHI 24 (:46) (Shotgun) S.Bradford pass short right to D.Sproles to PHI 36 for 12 yards (K.Jarrett; D.Goldson).

Timeout #3 by WAS at 00:40.

4-5-PHI 36 (:40) D.Jones punts 35 yards to WAS 29, Center-J.Dorenbos, downed by PHI-K.Barner.

Washington Redskins at 0:29

1-10-WAS 29 (:29) (Shotgun) K.Cousins pass deep left to D.Jackson pushed ob at PHI 49 for 22 yards (E.Reynolds).

P12

1-10-PHI 49 (:23) (Shotgun) K.Cousins pass deep left to P.Garcon to PHI 24 for 25 yards (E.Rowe).

P13

1-10-PHI 24 (:17) (Shotgun) K.Cousins pass short middle to J.Reed to PHI 11 for 13 yards (E.Reynolds).

P14

PENALTY on PHI-W.Thurmond, Defensive Delay of Game, 5 yards, enforced at PHI 11.

Timeout #2 by PHI at 00:06.

1-6-PHI 6 (:06) K.Cousins kneels to PHI 7 for -1 yards.

END OF QUARTER

	Score	Time Poss	First Downs				Efficiencies	
			R	P	X	T	3 Down	4 Down
Washington Redskins	16	8:37	2	4	0	6	0/4	0/0
Philadelphia Eagles	10	6:23	0	3	0	3	1/5	0/0

Third Quarter

12/26/2015

Play By Play

WAS elects to Receive, and PHI elects to defend the North goal.

C.Sturgis kicks 65 yards from PHI 35 to end zone, Touchback.

Washington Redskins at 15:00

- 1-10-WAS 20 (15:00) A.Morris up the middle to WAS 21 for 1 yard (M.Jenkins).
 2-9-WAS 21 (14:23) (Shotgun) K.Cousins pass short right to J.Reed to WAS 36 for 15 yards (E.Reynolds) [C.Barwin].
1-10-WAS 36 (13:46) K.Cousins pass incomplete short left to J.Reed.
 2-10-WAS 36 (13:41) (Shotgun) K.Cousins sacked at WAS 29 for -7 yards (F.Cox).
 3-17-WAS 29 (12:57) (Shotgun) K.Cousins pass short right to P.Thomas to WAS 41 for 12 yards (K.Alonso).
 4-5-WAS 41 (12:23) T.Way punts 49 yards to PHI 10, Center-N.Sundberg. D.Sproles to PHI 10 for no gain (D.Everett).

P15

Philadelphia Eagles at 12:12

- 1-10-PHI 10 (12:12) (Shotgun) S.Bradford pass incomplete deep right to R.Cooper.
 Philadelphia challenged the incomplete pass ruling, and the play was Upheld. The ruling on the field was confirmed. (Timeout #1.)
 2-10-PHI 10 (12:12) (Shotgun) S.Bradford pass short right to R.Mathews to PHI 12 for 2 yards (W.Compton).
 PENALTY on PHI-J.Mathews, Offensive Holding, 5 yards, enforced at PHI 12.
 2-13-PHI 7 (11:50) (No Huddle, Shotgun) S.Bradford pass incomplete short right to R.Mathews.
 3-13-PHI 7 (11:44) (No Huddle, Shotgun) S.Bradford pass short left to J.Krause to PHI 14 for 7 yards (D.Goldson).
 4-6-PHI 14 (11:12) D.Jones punts 45 yards to WAS 41, Center-J.Dorenbos. J.Crowder to WAS 46 for 5 yards (J.Krause).

Washington Redskins at 11:03

- 1-10-WAS 46 (11:03) A.Morris right end to WAS 47 for 1 yard (D.Ryans; B.Bair).
 2-9-WAS 47 (10:23) (Shotgun) K.Cousins pass short right to J.Reed pushed ob at PHI 44 for 9 yards (E.Reynolds).
1-10-PHI 44 (9:50) (Shotgun) K.Cousins pass incomplete deep right to R.Grant [B.Graham].
 2-10-PHI 44 (9:45) (Shotgun) K.Cousins pass incomplete short right to J.Reed (J.Watkins).
 3-10-PHI 44 (9:41) (Shotgun) K.Cousins pass deep middle to P.Garcon to PHI 27 for 17 yards (E.Rowe).
1-10-PHI 27 (8:55) (Shotgun) K.Cousins pass short left to D.Jackson to PHI 31 for -4 yards (M.Jenkins).
 2-14-PHI 31 (8:15) (Shotgun) K.Cousins pass incomplete deep right to D.Jackson.
 3-14-PHI 31 (8:09) (Shotgun) K.Cousins pass short left to P.Thomas ran ob at PHI 16 for 15 yards (E.Reynolds; K.Alonso).
1-10-PHI 16 (7:41) (Shotgun) K.Cousins pass short right to P.Garcon to PHI 12 for 4 yards (E.Rowe) [V.Curry].
 2-6-PHI 12 (7:07) K.Cousins pass incomplete short right to A.Smith (M.Kendricks).
 3-6-PHI 12 (7:03) (Shotgun) K.Cousins pass short right to C.Thompson for 12 yards, TOUCHDOWN.
 D.Hopkins extra point is GOOD, Center-N.Sundberg, Holder-T.Way.

P16

P17

P18

P19

WAS 23 PHI 10, 11 plays, 54 yards, 4:05 drive, 8:02 elapsed

D.Hopkins kicks 66 yards from WAS 35 to PHI -1. J.Huff to PHI 48 for 49 yards (D.Phillips).

Philadelphia Eagles at 6:58, (1st play from scrimmage 6:47)

- 1-10-PHI 48 (6:47) (No Huddle, Shotgun) S.Bradford pass short middle to D.Murray to WAS 39 for 13 yards (M.Foster).
1-10-WAS 39 (6:24) (No Huddle, Shotgun) D.Murray up the middle to WAS 27 for 12 yards (D.Hall).
1-10-WAS 27 (6:06) (No Huddle, Shotgun) S.Bradford pass short right to Z.Ertz to WAS 11 for 16 yards (K.Jarrett).
1-10-WAS 11 (5:34) (No Huddle, Shotgun) S.Bradford pass incomplete short right to N.Agholor.
 2-10-WAS 11 (5:29) (No Huddle, Shotgun) S.Bradford pass short left to Z.Ertz to WAS 8 for 3 yards (D.Hall).
 3-7-WAS 8 (4:56) (No Huddle, Shotgun) PENALTY on WAS-R.Kerrigan, Neutral Zone Infraction, 4 yards, enforced at WAS 8 - No Play.
 3-3-WAS 4 (4:51) (No Huddle, Shotgun) D.Murray left tackle for 4 yards, TOUCHDOWN.
 C.Sturgis extra point is GOOD, Center-J.Dorenbos, Holder-D.Jones.

P11

R12

P13

R14

WAS 23 PHI 17, 6 plays, 52 yards, 1 penalty, 2:11 drive, 10:13 elapsed

C.Sturgis kicks 65 yards from PHI 35 to end zone, Touchback.

Washington Redskins at 4:47

- 1-10-WAS 20 (4:47) K.Cousins pass incomplete short left to R.Grant [C.Thornton].
 2-10-WAS 20 (4:41) (Shotgun) K.Cousins pass short right to P.Thomas pushed ob at WAS 25 for 5 yards (M.Kendricks).
 3-5-WAS 25 (4:18) (Shotgun) K.Cousins pass incomplete short right to P.Garcon (E.Biggers).
 4-5-WAS 25 (4:10) T.Way punts 57 yards to PHI 18, Center-N.Sundberg. D.Sproles MUFFS catch, touched at PHI 18, and recovers at PHI 21. D.Sproles to PHI 21 for no gain (D.Everett).

Philadelphia Eagles at 4:01

- 1-10-PHI 21 (4:01) (Shotgun) S.Bradford to PHI 14 for -7 yards. FUMBLES, and recovers at PHI 11. S.Bradford pass incomplete short right to D.Murray.
 2-10-PHI 21 (3:55) (No Huddle, Shotgun) D.Murray up the middle to PHI 29 for 8 yards (M.Foster; P.Smith).

Washington Redskins vs Philadelphia Eagles at Lincoln Financial Field

3-2-PHI 29 (3:22) (No Huddle, Shotgun) S.Bradford FUMBLES (Aborted) at PHI 22, RECOVERED by WAS-D.Hall at PHI 17. D.Hall for 17 yards, TOUCHDOWN.

Washington Redskins at 3:15

D.Hopkins extra point is GOOD, Center-N.Sundberg, Holder-T.Way.

WAS 30 PHI 17, 0 plays, 17 yards, 0:00 drive , 11:45 elapsed

D.Hopkins kicks 65 yards from WAS 35 to end zone, Touchback.

Philadelphia Eagles at 3:15, (1st play from scrimmage 3:14)

- 1-10-PHI 20 (3:14) (Shotgun) S.Bradford pass short right to Z.Ertz to PHI 25 for 5 yards (W.Compton).
- 2-5-PHI 25 (2:58) (No Huddle, Shotgun) S.Bradford pass short left to Z.Ertz to PHI 29 for 4 yards (D.Goldson).
- 3-1-PHI 29 (2:36) (No Huddle, Shotgun) S.Bradford pass short right to J.Huff to PHI 37 for 8 yards (W.Blackmon).
- 1-10-PHI 37 (2:23) (No Huddle, Shotgun) S.Bradford scrambles right tackle to PHI 41 for 4 yards (D.Goldson).
- 2-6-PHI 41 (2:00) (No Huddle, Shotgun) S.Bradford pass incomplete deep right to J.Krause.
- 3-6-PHI 41 (1:56) (No Huddle, Shotgun) S.Bradford pass incomplete short middle to Z.Ertz [T.Murphy].
- 4-6-PHI 41 (1:51) D.Jones punts 41 yards to WAS 18, Center-J.Dorenbos, downed by PHI-K.Barner.

P15

Washington Redskins at 1:39

- 1-10-WAS 18 (1:39) A.Morris left tackle to WAS 21 for 3 yards (M.Kendricks).
- 2-7-WAS 21 (1:06) K.Cousins pass deep left to R.Grant to WAS 45 for 24 yards (D.Ryans).
- 1-10-WAS 45 (:26) A.Morris left end to WAS 47 for 2 yards (F.Cox).

P20

END OF QUARTER

	Score	Time Poss	First Downs				Efficiencies	
			R	P	X	T	3 Down	4 Down
Washington Redskins	30	9:18	0	6	0	6	3/5	0/0
Philadelphia Eagles	17	5:42	2	3	0	5	2/5	0/0

Play By Play

Fourth Quarter

12/26/2015

Washington Redskins continued.

2-8-WAS 47	(15:00) P.Thomas left end ran ob at PHI 44 for 9 yards (E.Reynolds).	R21
<u>1-10-PHI 44</u>	(14:27) P.Thomas left end to PHI 43 for 1 yard (C.Barwin).	
2-9-PHI 43	(13:49) (Shotgun) K.Cousins pass short left to P.Thomas to PHI 34 for 9 yards (M.Kendricks; K.Alonso).	P22
<u>1-10-PHI 34</u>	(13:04) A.Morris left end to PHI 35 for -1 yards (B.Allen; F.Cox).	
2-11-PHI 35	(12:19) (Shotgun) K.Cousins pass short right to P.Thomas to PHI 21 for 14 yards (K.Alonso).	P23
<u>1-10-PHI 21</u>	(11:32) P.Thomas right end to PHI 12 for 9 yards (D.Ryans).	
2-1-PHI 12	(10:51) A.Morris up the middle to PHI 7 for 5 yards (T.Hart; D.Ryans).	R24
<u>1-7-PHI 7</u>	(10:10) PENALTY on WAS-B.Scherff, False Start, 5 yards, enforced at PHI 7 - No Play.	
1-12-PHI 12	(9:48) A.Morris right end to PHI 13 for -1 yards (C.Barwin).	
2-13-PHI 13	(9:05) (Shotgun) K.Cousins pass incomplete short left to D.Jackson.	
3-13-PHI 13	(9:00) (Shotgun) K.Cousins pass short right to P.Garcon for 13 yards, TOUCHDOWN.	P25
	TWO-POINT CONVERSION ATTEMPT. K.Cousins pass to J.Crowder is complete. ATTEMPT SUCCEEDS.	

WAS 38 PHI 17, 13 plays, 82 yards, 7:44 drive, 6:05 elapsed

D.Hopkins kicks 65 yards from WAS 35 to end zone, Touchback.

Philadelphia Eagles at 8:55

1-10-PHI 20	(8:55) (Shotgun) S.Bradford pass short middle to Z.Ertz to PHI 29 for 9 yards (K.Jarrett).	
2-1-PHI 29	(8:35) (No Huddle, Shotgun) S.Bradford sacked at PHI 22 for -7 yards (R.Jean Francois).	
3-8-PHI 22	(8:07) (No Huddle, Shotgun) S.Bradford pass short right to D.Sproles to PHI 28 for 6 yards (D.Goldson).	
4-2-PHI 28	(7:37) (No Huddle, Shotgun) S.Bradford pass short right to D.Sproles ran ob at PHI 32 for 4 yards (D.Goldson).	P16
<u>1-10-PHI 32</u>	(7:24) (No Huddle, Shotgun) S.Bradford pass short right to Z.Ertz to PHI 45 for 13 yards (W.Compton) [J.Hatcher].	P17
<u>1-10-PHI 45</u>	(7:02) (No Huddle, Shotgun) S.Bradford pass deep left to N.Agholor to WAS 38 for 17 yards (Q.Dunbar) [J.Hatcher].	P18
<u>1-10-WAS 38</u>	(6:39) (No Huddle, Shotgun) S.Bradford pass short right to Z.Ertz to WAS 38 for no gain (K.Jarrett).	
	PENALTY on PHI, Illegal Shift, 5 yards, enforced at WAS 38 - No Play.	
1-15-WAS 43	(6:24) (No Huddle, Shotgun) S.Bradford pass incomplete short left to K.Barner.	
2-15-WAS 43	(6:20) (No Huddle, Shotgun) S.Bradford pass short right to Z.Ertz to WAS 35 for 8 yards (K.Jarrett).	
3-7-WAS 35	(5:54) (No Huddle, Shotgun) S.Bradford pass incomplete deep middle to J.Matthews.	
4-7-WAS 35	(5:48) (No Huddle, Shotgun) S.Bradford pass short middle to J.Matthews to WAS 11 for 24 yards (D.Goldson).	P19
<u>1-10-WAS 11</u>	(5:22) (No Huddle, Shotgun) S.Bradford sacked at WAS 17 for -6 yards (P.Smith). FUMBLES (P.Smith) [P.Smith], recovered by PHI-J.Kelce at WAS 16. J.Kelce to WAS 8 for 8 yards (K.Jarrett).	
2-7-WAS 8	(4:40) (No Huddle, Shotgun) S.Bradford pass incomplete short middle to Z.Ertz.	
3-7-WAS 8	(4:40) (No Huddle, Shotgun) S.Bradford pass short right to J.Matthews for 8 yards, TOUCHDOWN.	P20
	C.Sturgis extra point is GOOD, Center-J.Dorenbos, Holder-D.Jones.	

WAS 38 PHI 24, 13 plays, 80 yards, 4:21 drive, 10:26 elapsed

(Onside Kick formation) C.Sturgis kicks onside 18 yards from PHI 35 to WAS 47. P.Garcon (didn't try to advance) to WAS 47 for no gain.

Washington Redskins at 4:34, (1st play from scrimmage 4:33)

1-10-WAS 47	(4:33) A.Morris up the middle to PHI 49 for 4 yards (B.Allen).	
	Timeout #2 by PHI at 04:28.	
2-6-PHI 49	(4:28) A.Morris left end to PHI 47 for 2 yards (K.Alonso).	
	Timeout #3 by PHI at 04:23.	
3-4-PHI 47	(4:23) A.Morris right end to PHI 44 for 3 yards (B.Bair).	
4-1-PHI 44	(3:35) (Punt formation) PENALTY on WAS-T.Way, Delay of Game, 5 yards, enforced at PHI 44 - No Play.	
4-6-PHI 49	(3:27) T.Way punts 49 yards to end zone, Center-N.Sundberg, Touchback.	

Philadelphia Eagles at 3:18

1-10-PHI 20	(3:18) (No Huddle, Shotgun) S.Bradford pass short middle to J.Matthews to PHI 26 for 6 yards (D.Goldson).	
2-4-PHI 26	(3:01) (No Huddle, Shotgun) S.Bradford pass incomplete short left to D.Sproles (C.Baker).	
3-4-PHI 26	(2:56) (No Huddle, Shotgun) S.Bradford pass short left to D.Sproles pushed ob at PHI 40 for 14 yards (B.Breeland).	P21
<u>1-10-PHI 40</u>	(2:47) (No Huddle, Shotgun) S.Bradford pass short right to D.Sproles pushed ob at PHI 46 for 6 yards (B.Breeland).	
2-4-PHI 46	(2:43) (No Huddle, Shotgun) S.Bradford pass short middle to Z.Ertz to WAS 46 for 8 yards (D.Goldson).	P22
<u>1-10-WAS 46</u>	(2:23) (No Huddle, Shotgun) S.Bradford sacked at PHI 48 for -6 yards (J.Hatcher).	
	PENALTY on WAS-J.Hatcher, Face Mask (15 Yards), 15 yards, enforced at WAS 46 - No Play.	X23

Washington Redskins vs Philadelphia Eagles at Lincoln Financial Field

1-10-WAS 31 (2:14) (No Huddle, Shotgun) S.Bradford pass short left to K.Barner to WAS 38 for -7 yards (R.Jean Francois).

Two-Minute Warning

2-17-WAS 38 (2:00) (No Huddle, Shotgun) S.Bradford pass short middle to J.Matthews to WAS 26 for 12 yards (M.Foster).

3-5-WAS 26 (1:42) (No Huddle, Shotgun) S.Bradford Aborted. J.Kelce FUMBLES at WAS 31, recovered by PHI-S.Bradford at WAS 31. S.Bradford pass incomplete short left to K.Barner.

4-5-WAS 26 (1:37) (No Huddle, Shotgun) S.Bradford pass incomplete short middle to J.Matthews (K.Robinson).

Washington Redskins at 1:34

1-10-WAS 26 (1:34) K.Cousins kneels to WAS 25 for -1 yards.

2-11-WAS 25 (:51) K.Cousins kneels to WAS 24 for -1 yards.

3-12-WAS 24 (:23) K.Cousins kneels to WAS 23 for -1 yards.

END OF QUARTER

	Score	Time Poss	First Downs				Efficiencies	
			R	P	X	T	3 Down	4 Down
Washington Redskins	38	8:55	2	3	0	5	1/3	0/0
Philadelphia Eagles	24	6:05	0	7	1	8	2/5	2/3

Miscellaneous Statistics Report

Washington Redskins vs Philadelphia Eagles
12/26/2015 at Lincoln Financial Field

Ten Longest Plays for Washington Redskins

Yards	Qtr	Play Start	Play Description
28	1	1-15-WAS 39	(7:51) (Shotgun) K.Cousins pass deep right to J.Reed to PHI 33 for 28 yards (E.Biggers).
25	2	1-10-PHI 49	(:23) (Shotgun) K.Cousins pass deep left to P.Garcon to PHI 24 for 25 yards (E.Rowe).
24	3	2-7-WAS 21	(1:06) K.Cousins pass deep left to R.Grant to WAS 45 for 24 yards (D.Ryans).
22	1	1-10-PHI 22	(5:55) K.Cousins pass deep middle to J.Reed for 22 yards, TOUCHDOWN. Penalty on PHI-M.Jenkins, Unnecessary Roughness, offsetting. Penalty on WAS-P.Garcon, Unnecessary Roughness, offsetting.
22	2	1-10-WAS 29	(:29) (Shotgun) K.Cousins pass deep left to D.Jackson pushed ob at PHI 49 for 22 yards (E.Reynolds).
19	1	3-5-PHI 31	(1:55) (Shotgun) K.Cousins pass short middle to J.Reed to PHI 12 for 19 yards (W.Thurmond).
18	2	1-10-PHI 24	(:17) (Shotgun) K.Cousins pass short middle to J.Reed to PHI 11 for 13 yards (E.Reynolds). PENALTY on PHI-W.Thurmond, Defensive Delay of Game, 5 yards, enforced at PHI 11.
17	3	3-10-PHI 44	(9:41) (Shotgun) K.Cousins pass deep middle to P.Garcon to PHI 27 for 17 yards (E.Rowe).
15	1	1-10-WAS 39	(4:40) K.Cousins pass deep middle to D.Jackson to PHI 46 for 15 yards (M.Jenkins).
15	2	1-10-WAS 8	(10:12) K.Cousins pass deep right to P.Garcon to WAS 23 for 15 yards (M.Jenkins).

Ten Longest Plays for Philadelphia Eagles

Yards	Qtr	Play Start	Play Description
43	1	3-8-PHI 22	(:24) (No Huddle, Shotgun) S.Bradford pass deep left to J.Matthews pushed ob at WAS 35 for 43 yards (W.Blackmon).
24	4	4-7-WAS 35	(5:48) (No Huddle, Shotgun) S.Bradford pass short middle to J.Matthews to WAS 11 for 24 yards (D.Goldson).
18	1	1-10-PHI 20	(15:00) (Shotgun) S.Bradford pass short right to N.Agholor to PHI 38 for 18 yards (D.Goldson).
18	2	1-10-WAS 40	(7:18) (No Huddle, Shotgun) S.Bradford pass short left to B.Celek to WAS 23 for 17 yards (D.Hall). FUMBLES (D.Hall), and
17	2	2-9-PHI 43	(7:43) (No Huddle, Shotgun) S.Bradford pass short left to Z.Ertz to WAS 40 for 17 yards (D.Hall).
17	4	1-10-PHI 45	(7:02) (No Huddle, Shotgun) S.Bradford pass deep left to N.Agholor to WAS 38 for 17 yards (Q.Dunbar) [J.Hatcher].
16	1	1-10-WAS 45	(13:00) (No Huddle, Shotgun) S.Bradford pass short right to Z.Ertz to WAS 29 for 16 yards (W.Compton).
16	3	1-10-WAS 27	(6:06) (No Huddle, Shotgun) S.Bradford pass short right to Z.Ertz to WAS 11 for 16 yards (K.Jarrett).
14	4	3-4-PHI 26	(2:56) (No Huddle, Shotgun) S.Bradford pass short left to D.Sproles pushed ob at PHI 40 for 14 yards (B.Breeland).
13	3	1-10-PHI 48	(6:47) (No Huddle, Shotgun) S.Bradford pass short middle to D.Murray to WAS 39 for 13 yards (M.Foster).

Touchdown Scoring Information

		Offense	Defense	Special Teams
VISITOR	Washington Redskins	4	1	0
HOME	Philadelphia Eagles	3	0	0

Player Scoring Information

Club	Player	TD	Rush TD	Rec TD	KO TD	Punt TD	Int TD	Fum TD	Misc TD	FG	XP	2Pt Rush	2Pt Rec	Sfty	Points
WAS	J.Reed	0	0	2	0	0	0	0	0	0	0	0	0	0	12
WAS	C.Thompson	0	0	1	0	0	0	0	0	0	0	0	0	0	6
WAS	P.Garcon	0	0	1	0	0	0	0	0	0	0	0	0	0	6
WAS	D.Hopkins	0	0	0	0	0	0	0	0	1	3	0	0	0	6
WAS	J.Crowder	0	0	0	0	0	0	0	0	0	0	0	1	0	2
PHI	R.Mathews	0	1	0	0	0	0	0	0	0	0	0	0	0	6
PHI	D.Murray	0	1	0	0	0	0	0	0	0	0	0	0	0	6
PHI	J.Matthews	0	0	1	0	0	0	0	0	0	0	0	0	0	6
PHI	C.Sturgis	0	0	0	0	0	0	0	0	1	3	0	0	0	6

Possession Detail

	First Half		Second Half		Game	
	Visitor	Home	Visitor	Home	Visitor	Home
Largest Lead	6	7	21	0	21	7
Drives Leading	5	2	6	0	11	2
Time of Possession Leading	8:37	3:43	18:13	0:00	26:50	3:43
Largest Deficit	-7	-6	0	-21	-7	-21
Drives Trailing	3	5	0	6	3	11
Time of Possession Trailing	7:25	7:23	0:00	11:47	7:25	19:10
Times Score Tied Up		0		0		0
Lead Changes		2		0		2

Playtime Percentage

Percent of playtime per player on offense, defense and special teams

Washington Redskins						Philadelphia Eagles							
		Offense	Defense	Special Teams				Offense	Defense	Special Teams			
S Long	G	76	100%	5	14%	A Barbre	G	81	100%	4	11%		
B Scherff	G	76	100%	5	14%	M Tobin	G	81	100%	4	11%		
M Moses	T	76	100%	3	9%	S Bradford	QB	81	100%				
J LeRibeus	C	76	100%			J Kelce	C	81	100%				
K Cousins	QB	76	100%			L Johnson	T	81	100%				
T Williams	T	75	99%			J Matthews	WR	72	89%				
J Reed	TE	67	88%	1	3%	N Agholor	WR	68	84%				
J Crowder	WR	63	83%	7	20%	Z Ertz	TE	64	79%	8	23%		
P Garcon	WR	55	72%	1	3%	J Peters	T	56	69%				
D Jackson	WR	53	70%			R Cooper	WR	43	53%	15	43%		
A Morris	RB	35	46%			J Huff	WR	41	51%	7	20%		
P Thomas	RB	32	42%			D Sproles	RB	31	38%	7	20%		
T Compton	T	24	32%	9	26%	B Celek	TE	26	32%	18	51%		
A Smith	TE	16	21%	11	31%	D Kelly	T	25	31%	4	11%		
R Grant	WR	14	18%	5	14%	K Barner	RB	18	22%	14	40%		
C Thompson	RB	9	12%	5	14%	R Mathews	RB	17	21%				
D Young	FB	6	8%	26	74%	D Murray	RB	15	19%				
R Ross	WR	6	8%	4	11%	J Krause	WR	10	12%	12	34%		
T Nsekhe	T	1	1%	9	26%	M Jenkins	FS		76	100%	10	29%	
D Goldson	FS		81	100%	7	20%	E Rowe	CB		76	100%	9	26%
K Jarrett	FS		78	96%	12	34%	W Thurmond	S		76	100%	1	3%
W Compton	LB		76	94%	11	31%	C Barwin	LB		69	91%		
B Breeland	CB		75	93%	11	31%	F Cox	DE		65	86%		
R Kerrigan	LB		75	93%	4	11%	E Biggers	CB		61	80%	16	46%
W Blackmon	CB		70	86%	10	29%	B Graham	LB		59	78%	5	14%
Q Dunbar	CB		66	81%	7	20%	E Reynolds	S		54	71%	19	54%
P Smith	LB		63	78%	1	3%	D Ryans	LB		46	61%		
M Foster	LB		59	73%	7	20%	K Alonso	LB		44	58%		
D Hall	CB		55	68%	2	6%	M Kendricks	LB		43	57%	4	11%
C Baker	DE		51	63%			B Allen	NT		38	50%	9	26%
J Hatcher	DE		42	52%			C Thornton	DE		36	47%		
R Jean Francois	DE		30	37%	5	14%	J Watkins	CB		32	42%	17	49%
T Murphy	LB		21	26%	24	69%	V Curry	DE		32	42%	5	14%
K Golston	NT		18	22%	13	37%	T Hart	DE		15	20%	9	26%
T Knighton	NT		18	22%	9	26%	B Bair	DE		12	16%	5	14%
J Johnson	SS		5	6%	26	74%	C Maragos	FS		2	3%	31	89%
K Robinson	LB		5	6%	7	20%	B Braman	LB				31	89%
H Bates	LB		3	4%	26	74%	N Goode	LB				31	89%
D Everett	CB				29	83%	T Burton	TE				30	86%
C Fields	LB				25	71%	M Smith	LB				25	71%
D Phillips	DB				20	57%	J Dorenbos	LS				11	31%
N Sundberg	LS				12	34%	D Jones	P				11	31%
D Hopkins	K				12	34%	C Sturgis	K				9	26%
T Way	P				12	34%	J Andrews	G				4	11%
B De La Puente	C				2	6%							

National Football League Game Summary

NFL Copyright © 2015 by The National Football League. All rights reserved. This summary and play-by-play is for the express purpose of assisting media in their coverage of the game; any other use of this material is prohibited without the written permission of the National Football League. Updated: 1/4/2016

Date: Sunday, 1/3/2016

Washington Redskins at Dallas Cowboys

Start Time: 12:03 PM CST

at AT&T Stadium, Arlington, Texas

Game Day Weather

Played Indoors on Turf: Artificial

Outdoor Weather: T:36; H: 57%; W: North; Speed: 7 mph,

Officials

Referee: Parry, John (132)	Umpire: Pellis, Mark (131)	Head Linesman: Bradley, Greg (98)
Line Judge: Perlman, Mark (9)	Side Judge: Gautreaux, Greg (80)	Field Judge: Walker, Jabir (26)
Back Judge: Paganelli, Barry (46)	Replay Official: McGrath, Bob ()	

Lineups

Washington Redskins			Dallas Cowboys				
Offense		Defense	Offense		Defense		
WR 14	R.Grant	LDE 92	C.Baker	WR 19	B.Butler	LDE 90	D.Lawrence
LT 79	T.Nsekhe	RDE 99	R.Jean Francois	TE 82	J.Witten	DT 98	T.Crawford
LG 61	S.Long	NT 98	T.Knighton	LT 77	T.Smith	DT 96	N.Hayden
C 67	J.LeRibeus	SLB 93	T.Murphy	LG 65	R.Leary	RDE 76	G.Hardy
RG 75	B.Scherff	MIKE 51	W.Compton	C 72	T.Frederick	WLB 59	A.Hitchens
RT 76	M.Moses	MO 54	M.Foster	RG 70	Z.Martin	MLB 55	R.McClain
TE 86	J.Reed	WLB 91	R.Kerrigan	RT 68	D.Free	SLB 51	K.Wilber
WR 88	P.Garcon	CB 26	B.Breeland	WR 83	T.Williams	LCB 39	B.Carr
QB 8	K.Cousins	CB 41	W.Blackmon	QB 17	K.Moore	RCB 29	D.Olatoye
TE 83	A.Smith	SS 23	D.Hall	RB 20	D.McFadden	SS 27	J.Wilcox
RB 46	A.Morris	FS 30	K.Jarrett	TE 84	J.Hanna	FS 31	B.Jones

Substitutions

K 3 D.Hopkins, P 5 T.Way, WR 11 D.Jackson, QB 16 C.McCoy, WR 19 R.Ross, S 20 J.Johnson, CB 22 D.Everett, RB 25 C.Thompson, CB 35 D.Phillips, FB 36 D.Young, DB 37 J.Harris, RB 39 P.Thomas, LB 52 K.Robinson, LS 57 N.Sundberg, LB 59 C.Fields, C 60 B.De La Puente, DE 64 K.Golston, T 68 T.Compton, DE 73 F.Kearse, G 74 A.Kouandjio, WR 80 J.Crowder, TE 85 M.Jensen, LB 94 P.Smith, LB 96 H.Bates

Substitutions

K 5 D.Bailey, P 6 C.Jones, WR 11 C.Beasley, WR 13 L.Whitehead, WR 15 D.Street, QB 16 M.Cassel, DB 21 T.Mitchell, RB 23 R.Turbin, DB 26 J.Thomas, DB 38 J.Heath, FS 40 D.McCray, FB 44 T.Clutts, RB 45 R.Smith, LB 52 A.Gachkar, LB 53 M.Nzeocha, LB 57 D.Wilson, DE 58 J.Crawford, DT 63 C.Walker, G 73 M.Bernadeau, T 78 C.Brown, TE 87 G.Swaim, LS 91 L.Ladouceur, DE 92 J.Mincey, DE 94 R.Gregory

Did Not Play

Did Not Play

Not Active

QB 10 R.Griffin, RB 31 M.Jones, S 38 D.Goldson, CB 47 Q.Dunbar, LB 56 P.Riley, T 71 Trent.Williams, DE 97 J.Hatcher

Not Active

QB 7 J.Showers, WR 14 R. Smith, DB 24 M.Claiborne, ILB 50 S.Lee, T 71 L.Collins, T 79 C.Green, WR 85 V.Mayle

Field Goals (made () & missed)

D.Hopkins (27) (33)

		1	2	3	4	OT	Total
VISITOR:	Washington Redskins	21	3	3	7	0	34
HOME:	Dallas Cowboys	0	14	0	9	0	23

Scoring Plays

Team	Qtr	Time	Play Description (Extra Point) (Drive Info)	Visitor	Home
Redskins	1	9:07	R.Grant 5 yd. pass from K.Cousins (D.Hopkins kick) (2-49, 0:44)	7	0
Redskins	1	4:20	P.Garcon 39 yd. pass from K.Cousins (D.Hopkins kick) (3-43, 1:32)	14	0
Redskins	1	0:19	J.Crowder 3 yd. pass from K.Cousins (D.Hopkins kick) (8-30, 3:16)	21	0
Redskins	2	8:16	D.Hopkins 27 yd. Field Goal (8-68, 4:18)	24	0
Cowboys	2	3:35	J.Witten 4 yd. pass from K.Moore (D.Bailey kick) (9-80, 4:41)	24	7
Cowboys	2	0:21	C.Beasley 5 yd. pass from K.Moore (D.Bailey kick) (7-86, 1:06)	24	14
Redskins	3	2:57	D.Hopkins 33 yd. Field Goal (14-74, 8:21)	27	14
Redskins	4	14:51	R.Ross 71 yd. pass from C.McCoy (D.Hopkins kick) (3-72, 1:32)	34	14
Cowboys	4	12:20	A.Morris tackled in end zone by J.Wilcox, D.Lawrence for a Safety	34	16

National Football League Game Summary

NFL Copyright © 2015 by The National Football League. All rights reserved. This summary and play-by-play is for the express purpose of assisting media in their coverage of the game; any other use of this material is prohibited without the written permission of the National Football League. Updated: 1/4/2016

Cowboys 4 4:18 C.Beasley 7 yd. pass from K.Moore (D.Bailey kick) (12-89, 3:32)
Paid Attendance: 90,127

34 23
Time: 3:13

Washington Redskins vs Dallas Cowboys
1/3/2016 at AT&T Stadium

Final Individual Statistics

Washington Redskins

Dallas Cowboys

RUSHING						RUSHING					
	ATT	YDS	AVG	LG	TD		ATT	YDS	AVG	LG	TD
A.Morris	19	100	5.3	23	0	D.McFadden	12	92	7.7	30	0
P.Thomas	7	30	4.3	11	0	R.Turbin	2	6	3.0	3	0
C.Thompson	7	19	2.7	8	0	J.Heath	1	2	2.0	2	0
C.McCoy	3	-3	-1.0	-1	0	K.Moore	1	0	0.0	0	0
Total	36	146	4.1	23	0	Total	16	100	6.3	30	0

PASSING									PASSING								
	ATT	CMP	YDS	SK/YD	TD	LG	IN	RT		ATT	CMP	YDS	SK/YD	TD	LG	IN	RT
K.Cousins	15	12	176	0/0	3	44	0	155.1	K.Moore	48	33	435	4/23	3	36	2	100.6
C.McCoy	11	7	128	1/13	1	71	0	133.9	Total	48	33	435	4/23	3	36	2	100.6
Total	26	19	304	1/13	4	71	0	151.3	Total	48	33	435	4/23	3	36	2	100.6

PASS RECEIVING							PASS RECEIVING						
	TAR	REC	YDS	AVG	LG	TD		TAR	REC	YDS	AVG	LG	TD
J.Crowder	7	5	109	21.8	44	1	T.Williams	9	8	173	21.6	36	0
J.Reed	4	4	45	11.3	26	0	J.Witten	8	6	58	9.7	22	1
P.Garcon	4	3	49	16.3	39	1	D.McFadden	8	5	53	10.6	17	0
R.Grant	4	3	18	6.0	11	1	C.Beasley	7	5	53	10.6	22	2
R.Ross	3	2	71	35.5	71	1	B.Butler	10	4	60	15.0	24	0
D.Young	1	1	7	7.0	7	0	J.Hanna	3	3	28	9.3	13	0
P.Thomas	2	1	5	5.0	5	0	D.Street	2	1	11	11.0	11	0
A.Smith	1	0	0	0.0	0	0	R.Turbin	1	1	-1	-1.0	-1	0
Total	26	19	304	16.0	71	4	Total	48	33	435	13.2	36	3

INTERCEPTIONS						INTERCEPTIONS					
	NO	YDS	AVG	LG	TD		NO	YDS	AVG	LG	TD
W.Compton	1	24	24.0	24	0	Total	0	0	0	0	0
W.Blackmon	1	1	1.0	1	0	Total	0	0	0	0	0
Total	2	25	12.5	24	0	Total	0	0	0	0	0

PUNTING								PUNTING							
	NO	YDS	AVG	NET	TB	IN20	LG		NO	YDS	AVG	NET	TB	IN20	LG
T.Way	4	200	50.0	48.5	0	3	58	C.Jones	5	231	46.2	45.0	0	1	51
Total	4	200	50.0	48.5	0	3	58	Total	5	231	46.2	45.0	0	1	51

PUNT RETURNS							PUNT RETURNS						
	NO	YDS	AVG	FC	LG	TD		NO	YDS	AVG	FC	LG	TD
J.Crowder	2	6	3.0	1	4	0	L.Whitehead	2	6	3.0	2	4	0
[OUT OF BOUNDS]	2	0	0.0	0	0	0	Total	2	6	3.0	2	4	0
Total	2	6	3.0	1	4	0	Total	2	6	3.0	2	4	0

KICKOFF RETURNS							KICKOFF RETURNS						
	NO	YDS	AVG	FC	LG	TD		NO	YDS	AVG	FC	LG	TD
[TOUCHBACK]	3	0	0.0	0	0	0	L.Whitehead	3	70	23.3	0	25	0
Total	0	0	0.0	0	0	0	[TOUCHBACK]	5	0	0.0	0	0	0
Total	0	0	0.0	0	0	0	Total	3	70	23.3	0	25	0

Washington Redskins

FUMBLES	FUM	LOST	OWN-REC	YDS	TD	FORCED	OPP-REC	YDS	TD	OUT-BDS
C.McCoy	1	0	0	0	0	0	0	0	0	0
J.Reed	1	0	0	0	0	0	0	0	0	1
J.LeRibeus	0	0	1	0	0	0	0	0	0	0
W.Blackmon	0	0	0	0	0	1	0	0	0	0
C.Baker	0	0	0	0	0	0	1	0	0	0
Total	2	0	1	0	0	1	1	0	0	1

Dallas Cowboys

FUMBLES	FUM	LOST	OWN-REC	YDS	TD	FORCED	OPP-REC	YDS	TD	OUT-BDS
D.McFadden	1	1	0	0	0	0	0	0	0	1
K.Moore	1	1	0	-4	0	0	0	0	0	0
A.Hitchens	0	0	0	0	0	1	0	0	0	0
T.Mitchell	0	0	0	0	0	1	0	0	0	0
Total	2	2	0	-4	0	2	0	0	0	1

Final Team Statistics

	Visitor Redskins	Home Cowboys
TOTAL FIRST DOWNS	19	27
By Rushing	8	5
By Passing	11	22
By Penalty	0	0
THIRD DOWN EFFICIENCY	7-14-50%	2-10-20%
FOURTH DOWN EFFICIENCY	1-1-100%	1-1-100%
TOTAL NET YARDS	437	512
Total Offensive Plays (inc. times thrown passing)	63	68
Average gain per offensive play	6.9	7.5
NET YARDS RUSHING	146	100
Total Rushing Plays	36	16
Average gain per rushing play	4.1	6.3
Tackles for a loss-number and yards	3-4	0-0
NET YARDS PASSING	291	412
Times thrown - yards lost attempting to pass	1-13	4-23
Gross yards passing	304	435
PASS ATTEMPTS-COMPLETIONS-HAD INTERCEPTED	26-19-0	48-33-2
Avg gain per pass play (inc.# thrown passing)	10.8	7.9
KICKOFFS Number-In End Zone-Touchbacks	8-6-5	4-3-3
PUNTS Number and Average	4-50.0	5-46.2
Had Blocked	0	0
FGs - PATs Had Blocked	0-0	0-0
Net Punting Average	48.5	45.0
TOTAL RETURN YARDAGE (Not Including Kickoffs)	31	6
No. and Yards Punt Returns	2-6	2-6
No. and Yards Kickoff Returns	0-0	3-70
No. and Yards Interception Returns	2-25	0-0
PENALTIES Number and Yards	3-20	4-44
FUMBLES Number and Lost	2-0	2-2
TOUCHDOWNS	4	3
Rushing	0	0
Passing	4	3
EXTRA POINTS Made-Attempts	4-4	3-3
Kicking Made-Attempts	4-4	3-3
FIELD GOALS Made-Attempts	2-2	0-0
RED ZONE EFFICIENCY	2-5-40%	3-4-75%
GOAL TO GO EFFICIENCY	2-2-100%	3-4-75%
SAFETIES	0	1
FINAL SCORE	34	23
TIME OF POSSESSION	33:57	26:03

Ball Possession And Drive Chart

Washington Redskins

#	Time Recd	Time Lost	Time Poss	How Ball Obtained	Drive Began	# Play	Yds Gain	Yds Pen	Net Yds	1st Down	Last Scrm	How Given Up
1	13:32	10:47	2:45	Punt	WAS 28	4	17	0	17	1	WAS 45	Punt
2	9:51	9:07	0:44	Punt	DAL 49	2	49	0	49	2	* DAL 5	Touchdown
3	5:52	4:20	1:32	Interception	DAL 43	3	43	0	43	1	DAL 39	Touchdown
4	3:35	0:19	3:16	Fumble	DAL 30	8	30	0	30	3	* DAL 3	Touchdown
5	12:34	8:16	4:18	Punt	WAS 23	8	68	0	68	2	* DAL 9	Field Goal
6	3:35	1:27	2:08	Kickoff	WAS 20	5	4	0	4	1	WAS 24	Punt
7	0:21	0:00	0:21	Kickoff	WAS 20	1	-1	0	-1	0	WAS 20	End of Half
8	15:00	13:30	1:30	Kickoff	WAS 20	3	6	0	6	0	WAS 26	Punt
9	11:18	2:57	8:21	Punt	WAS 11	14	84	-10	74	5	* DAL 15	Field Goal
10	1:23	14:51	1:32	Punt	WAS 28	3	82	-10	72	1	WAS 29	Touchdown
11	12:27	12:20	0:07	Interception	WAS 1	1	-1	0	-1	0	WAS 1	Safety
12	10:55	7:50	3:05	Fumble	WAS 20	4	31	0	31	1	DAL 49	Punt
13	4:18	0:00	4:18	Kickoff	DAL 48	9	28	0	28	2	* DAL 19	End of Game

(401) Average WAS 31

Dallas Cowboys

#	Time Recd	Time Lost	Time Poss	How Ball Obtained	Drive Began	# Play	Yds Gain	Yds Pen	Net Yds	1st Down	Last Scrm	How Given Up
1	15:00	13:32	1:28	Kickoff	DAL 20	3	7	0	7	0	DAL 27	Punt
2	10:47	9:51	0:56	Punt	DAL 7	3	2	0	2	0	DAL 9	Punt
3	9:07	5:52	3:15	Kickoff	DAL 20	6	26	0	26	2	DAL 46	Interception
4	4:20	3:35	0:45	Kickoff	DAL 20	2	10	0	10	1	DAL 34	Fumble
5	0:19	12:34	2:45	Kickoff	DAL 25	5	22	-15	7	1	DAL 32	Punt
6	8:16	3:35	4:41	Kickoff	DAL 20	9	80	0	80	5	* WAS 4	Touchdown
7	1:27	0:21	1:06	Punt	DAL 14	7	86	0	86	5	* WAS 5	Touchdown
8	13:30	11:18	2:12	Punt	DAL 9	4	29	0	29	1	DAL 38	Punt
9	2:57	1:23	1:34	Kickoff	DAL 23	3	5	0	5	0	DAL 28	Punt
10	14:51	12:27	2:24	Kickoff	DAL 20	8	78	0	78	4	* WAS 2	Interception
11	12:20	10:55	1:25	Kickoff	DAL 33	6	64	0	64	2	WAS 23	Fumble
12	7:50	4:18	3:32	Punt	DAL 11	12	99	-10	89	6	* WAS 7	Touchdown

(222) Average DAL 18

* inside opponent's 20

Time of Possession by Quarter

	1st	2nd	3rd	4th	OT	Total
Visitor Washington Redskins	8:17	6:47	11:14	7:39		33:57
Home Dallas Cowboys	6:43	8:13	3:46	7:21		26:03

Kickoff Drive No.-Start Average

Redskins: 3 - WAS 20

Cowboys: 8 - DAL 23

Washington Redskins vs Dallas Cowboys
1/3/2016 at AT&T Stadium

Final Defensive Statistics

Washington Redskins	Regular Defensive Plays											Special Teams					Misc			
	TKL	AST	COMB	SK	/ YDS	TFL	Q	IN	PD	FF	FR	TKL	AST	FF	FR	BL	TKL	AST	FF	FR
W.Blackmon	7	0	7	0	0	0	0	1	1	1	0	0	1	0	0	0	0	0	0	0
W.Compton	5	0	5	0	0	0	0	1	1	0	0	0	0	0	0	0	0	0	0	0
K.Robinson	5	0	5	0	0	0	0	0	0	0	0	0	0	0	0	0	0	0	0	0
M.Foster	4	1	5	0	0	0	0	0	0	0	0	0	0	0	0	0	0	0	0	0
J.Johnson	3	2	5	0	0	0	0	0	0	0	0	0	0	0	0	0	0	0	0	0
B.Breeland	3	1	4	0	0	0	0	0	1	0	0	0	0	0	0	0	0	0	0	0
K.Jarrett	3	1	4	0	0	0	0	0	0	0	0	0	0	0	0	0	0	0	0	0
D.Hall	3	0	3	0	0	0	0	0	0	0	0	0	0	0	0	0	0	0	0	0
R.Kerrigan	1	1	2	1	8	1	1	0	0	0	0	0	0	0	0	0	0	0	0	0
D.Everett	1	1	2	0	0	0	0	0	0	0	0	2	0	0	0	0	0	0	0	0
P.Smith	1	0	1	1	4	1	1	0	1	0	0	0	1	0	0	0	0	0	0	0
C.Baker	1	0	1	1	6	1	1	0	0	0	1	0	0	0	0	0	0	0	0	0
F.Kearse	1	0	1	1	5	1	1	0	0	0	0	0	0	0	0	0	0	0	0	0
H.Bates	1	0	1	0	0	0	0	0	0	0	0	2	0	0	0	0	0	0	0	0
T.Knighton	1	0	1	0	0	0	0	0	0	0	0	0	0	0	0	0	0	0	0	0
T.Murphy	1	0	1	0	0	1	0	0	0	0	0	0	0	0	0	0	0	0	0	0
D.Phillips	1	0	1	0	0	0	0	0	0	0	0	0	0	0	0	0	0	0	0	0
J.Harris	1	0	1	0	0	0	0	0	0	0	0	0	0	0	0	0	0	0	0	0
C.Fields	1	0	1	0	0	0	0	0	0	0	0	0	0	0	0	0	0	0	0	0
K.Golston	0	1	1	0	0	0	0	0	0	0	0	0	0	0	0	0	0	0	0	0
J.LeRibeus	0	0	0	0	0	0	0	0	0	0	0	0	0	0	0	0	0	0	0	1
Total	44	8	52	4	23	5	4	2	4	1	1	4	2	0	0	0	0	0	0	1

TKL = Tackle AST = Assist COMB = Combined QH=QB Hit IN = Interception PD = Pass Defense FF = Forced Fumble FR = Fumble Recovery

Dallas Cowboys	Regular Defensive Plays											Special Teams					Misc			
	TKL	AST	COMB	SK	/ YDS	TFL	QH	IN	PD	FF	FR	TKL	AST	FF	FR	BL	TKL	AST	FF	FR
R.McClain	6	6	12	0	0	0	0	0	1	0	0	0	0	0	0	0	0	0	0	0
A.Hitchens	6	2	8	0	0	0	0	0	1	1	0	0	0	0	0	0	0	0	0	0
D.Olatoye	5	2	7	0	0	0	0	0	0	0	0	0	0	0	0	0	0	0	0	0
B.Jones	4	2	6	0	0	1	0	0	0	0	0	0	0	0	0	0	0	0	0	0
T.Mitchell	5	0	5	1	13	0	1	0	0	1	0	0	0	0	0	0	0	0	0	0
B.Carr	3	2	5	0	0	0	0	0	0	0	0	0	0	0	0	0	0	0	0	0
D.Lawrence	2	2	4	0	0	0	0	0	0	0	0	0	0	0	0	0	0	0	0	0
J.Crawford	2	2	4	0	0	0	0	0	0	0	0	0	0	0	0	0	0	0	0	0
N.Hayden	2	1	3	0	0	0	0	0	0	0	0	0	0	0	0	0	0	0	0	0
T.Crawford	1	2	3	0	0	1	0	0	0	0	0	0	0	0	0	0	0	0	0	0
J.Wilcox	2	0	2	0	0	1	0	0	0	0	0	0	0	0	0	0	0	0	0	0
K.Wilber	1	1	2	0	0	0	0	0	0	0	0	1	0	0	0	0	0	0	0	0
G.Hardy	1	0	1	0	0	0	1	0	0	0	0	0	0	0	0	0	0	0	0	0
R.Gregory	0	1	1	0	0	0	0	0	0	0	0	0	0	0	0	0	0	0	0	0
J.Mincey	0	1	1	0	0	0	0	0	0	0	0	0	0	0	0	0	0	0	0	0
J.Heath	0	0	0	0	0	0	0	0	0	0	0	1	1	0	0	0	0	0	0	0
D.Wilson	0	0	0	0	0	0	0	0	0	0	0	0	1	0	0	0	0	0	0	0
J.Hanna	0	0	0	0	0	0	0	0	0	0	0	0	0	0	0	0	1	0	0	0
K.Moore	0	0	0	0	0	0	0	0	0	0	0	0	0	0	0	0	1	0	0	0
D.McFadden	0	0	0	0	0	0	0	0	0	0	0	0	0	0	0	0	1	0	0	0
Total	40	24	64	1	13	3	2	0	2	2	0	2	2	0	0	0	3	0	0	0

Washington Redskins vs Dallas Cowboys
1/3/2016 at AT&T Stadium

First Half Summary

PERIOD SCORES

Redskins	21	3 = 24
Cowboys	0	14 = 14

TIME OF POSSESSION

Redskins	15:04
Cowboys	14:56

Scoring Plays

Team	Qtr	Time	Play Description (Extra Point) (Drive Info)	Visitor	Home
Redskins	1	9:07	R.Grant 5 yd. pass from K.Cousins (D.Hopkins kick) (2-49, 0:44)	7	0
Redskins	1	4:20	P.Garcon 39 yd. pass from K.Cousins (D.Hopkins kick) (3-43, 1:32)	14	0
Redskins	1	0:19	J.Crowder 3 yd. pass from K.Cousins (D.Hopkins kick) (8-30, 3:16)	21	0
Redskins	2	8:16	D.Hopkins 27 yd. Field Goal (8-68, 4:18)	24	0
Cowboys	2	3:35	J.Witten 4 yd. pass from K.Moore (D.Bailey kick) (9-80, 4:41)	24	7
Cowboys	2	0:21	C.Beasley 5 yd. pass from K.Moore (D.Bailey kick) (7-86, 1:06)	24	14

	Washington Redskins	Dallas Cowboys
TOTAL FIRST DOWNS	10	14
First Downs Rushing-Passing-by Penalty	2 - 8 - 0	3 - 11 - 0
THIRD DOWN EFFICIENCY	4-7-57%	0-5-0%
TOTAL NET YARDS	207	237
Total Offensive Plays	30	35
NET YARDS RUSHING	33	43
NET YARDS PASSING	174	194
Gross Yards Passing	187	202
Times thrown-yards lost attempting to pass	1-13	1-8
Pass Attempts-Completions-Had Intercepted	17 - 13 - 0	22 - 17 - 1
Punts-Number and Average	2 - 52	3 - 45.3
Penalties-Number and Yards	0 - 0	2 - 25
Fumbles-Number and Lost	2 - 0	1 - 1
Red Zone Efficiency	2-3-67%	2-2-100%
Average Drive Start	WAS 38	DAL 18

Washington Redskins

Dallas Cowboys

RUSHING							RUSHING						
	ATT	YDS	AVG	LG	TD		ATT	YDS	AVG	LG	TD		
A.Morris	9	33	3.7	8	0	D.McFadden	8	35	4.4	14	0		
P.Thomas	1	1	1.0	1	0	R.Turbin	2	6	3.0	3	0		
C.Thompson	1	0	0.0	0	0	J.Heath	1	2	2.0	2	0		
C.McCoy	1	-1	-1.0	-1	0	K.Moore	1	0	0.0	0	0		
Total	12	33	2.8	8	0	Total	12	43	3.6	14	0		

PASSING										PASSING									
	ATT	CMP	YDS	SK/YD	TD	LG	IN	RT		ATT	CMP	YDS	SK/YD	TD	LG	IN	RT		
K.Cousins	15	12	176	0/0	3	44	0	155.1	K.Moore	22	17	202	1/8	2	36	1	116.1		
C.McCoy	2	1	11	1/13	0	11	0	66.7	Total	22	17	202	1/8	2	36	1	116.1		
Total	17	13	187	1/13	3	44	0	151.2											

PASS RECEIVING							PASS RECEIVING						
	TAR	REC	YDS	AVG	LG	TD		TAR	REC	YDS	AVG	LG	TD
J.Reed	4	4	45	11.3	26	0	T.Williams	5	5	91	18.2	36	0
J.Crowder	5	3	75	25.0	44	1	B.Butler	4	3	38	12.7	24	0
P.Garcon	4	3	49	16.3	39	1	J.Witten	4	3	35	11.7	22	1
R.Grant	3	3	18	6.0	11	1	J.Hanna	2	2	18	9.0	13	0
R.Ross	1	0	0	0.0	0	0	C.Beasley	3	2	13	6.5	8	1
							D.McFadden	3	1	8	8.0	8	0
							R.Turbin	1	1	-1	-1.0	-1	0
Total	17	13	187	14.4	44	3	Total	22	17	202	11.9	36	2

Washington Redskins

Regular Defensive Plays

Special Teams

Misc

First Quarter

1/3/2016

Play By Play

WAS wins the coin toss and elects to defer. DAL elects to Receive, and WAS elects to defend the north goal.

D.Hopkins kicks 65 yards from WAS 35 to end zone, Touchback. Ball was kicked out of the end zone.

Dallas Cowboys at 15:00

- 1-10-DAL 20 (15:00) D.McFadden left tackle to DAL 21 for 1 yard (T.Knighton, R.Kerrigan).
- 2-9-DAL 21 (14:26) D.McFadden left tackle to DAL 27 for 6 yards (W.Compton, B.Breeland). McFadden exceeds 1,000 rushing for the season.
- 3-3-DAL 27 (13:47) (Shotgun) K.Moore pass incomplete short left to C.Beasley. Pass incomplete on a "slant" pattern.
- 4-3-DAL 27 (13:47) (Punt formation) C.Jones punts 45 yards to WAS 28, Center-L.Ladouceur, out of bounds.

Washington Redskins at 13:32

- 1-10-WAS 28 (13:32) K.Cousins pass short right to J.Reed to WAS 39 for 11 yards (D.Olatoye; T.Crawford). P1
- 1-10-WAS 39 (12:50) K.Cousins pass short right to P.Garcon to WAS 43 for 4 yards (D.Olatoye).
- 2-6-WAS 43 (12:13) (Shotgun) C.Thompson right guard to WAS 43 for no gain (D.Lawrence).
- 3-6-WAS 43 (11:31) (Shotgun) K.Cousins pass short left to R.Grant to WAS 45 for 2 yards (T.Mitchell). Quick sideline out pattern.
- 4-4-WAS 45 (10:56) (Punt formation) T.Way punts 48 yards to DAL 7, Center-N.Sundberg, fair catch by L.Whitehead.

Dallas Cowboys at 10:47

- 1-10-DAL 7 (10:47) D.McFadden left tackle to DAL 9 for 2 yards (M.Foster; K.Jarrett).
- 2-8-DAL 9 (10:12) K.Moore pass incomplete short left to D.McFadden. Pass incomplete in the flat: Hall closest defender.
- 3-8-DAL 9 (10:08) (Shotgun) K.Moore pass incomplete short left to D.McFadden. Screen pass.
- 4-8-DAL 9 (10:04) (Punt formation) C.Jones punts 44 yards to WAS 47, Center-L.Ladouceur. J.Crowder to DAL 49 for 4 yards (J.Heath).

Washington Redskins at 9:51

- 1-10-DAL 49 (9:51) (Shotgun) K.Cousins pass short right to J.Crowder to DAL 5 for 44 yards (R.McClain). Pass complete on a "bubble" screen. P2
- 1-5-DAL 5 (9:14) K.Cousins pass short left to R.Grant for 5 yards, TOUCHDOWN. Pass complete off play action and roll left. Cousins 16th straight P3
game with a touchdown pass; second longest streak in franchise history.
D.Hopkins extra point is GOOD, Center-N.Sundberg, Holder-T.Way.

WAS 7 DAL 0, 2 plays, 49 yards, 0:44 drive, 5:53 elapsed

D.Hopkins kicks 65 yards from WAS 35 to end zone, Touchback. Ball was kicked out of the end zone.

Dallas Cowboys at 9:07

- 1-10-DAL 20 (9:07) (Shotgun) K.Moore pass short left to B.Butler to DAL 27 for 7 yards (K.Jarrett). Pass complete on a "curl" route.
- 2-3-DAL 27 (8:30) D.McFadden right guard to DAL 31 for 4 yards (B.Breeland). R1
- 1-10-DAL 31 (7:55) (Shotgun) K.Moore pass short left to T.Williams ran ob at WAS 50 for 19 yards (K.Jarrett). P2
- 1-10-WAS 50 (7:15) K.Moore sacked at DAL 42 for -8 yards (R.Kerrigan).
- 2-18-DAL 42 (6:32) (Shotgun) D.McFadden up the middle to DAL 46 for 4 yards (K.Jarrett). WAS-K.Jarrett was injured during the play. His return is Questionable.
- 3-14-DAL 46 (6:04) (Shotgun) K.Moore pass deep middle intended for J.Witten INTERCEPTED by W.Compton at WAS 33. W.Compton to DAL 43 for 24 yards (J.Hanna).

Washington Redskins at 5:52

- 1-10-DAL 43 (5:52) A.Morris left tackle to DAL 37 for 6 yards (B.Carr; R.McClain).
- 2-4-DAL 37 (5:08) (Shotgun) A.Morris up the middle to DAL 39 for -2 yards (B.Jones).
- 3-6-DAL 39 (4:28) (Shotgun) K.Cousins pass deep left to P.Garcon for 39 yards, TOUCHDOWN. Jarrett of Washington being evaluated for possible concussion and shoulder injury. P4
D.Hopkins extra point is GOOD, Center-N.Sundberg, Holder-T.Way.

WAS 14 DAL 0, 3 plays, 43 yards, 1:32 drive, 10:40 elapsed

D.Hopkins kicks 65 yards from WAS 35 to end zone, Touchback. Ball was kicked out of the end zone.

Dallas Cowboys at 4:20

- 1-10-DAL 20 (4:20) D.McFadden left end pushed ob at DAL 34 for 14 yards (W.Blackmon). R3
- 1-10-DAL 34 (3:43) K.Moore FUMBLES (Aborted) at DAL 34, RECOVERED by WAS-C.Baker at DAL 30. C.Baker to DAL 30 for no gain. FUMBLES, recovered by WAS-D.Hall at DAL 26. D.Hall to DAL 18 for 8 yards (T.Williams).
The Replay Official reviewed the fumble ruling, and the play was REVERSED.
K.Moore FUMBLES (Aborted) at DAL 34, RECOVERED by WAS-C.Baker at DAL 30. C.Baker to DAL 30 for no gain (K.Moore).

Washington Redskins at 3:35

- 1-10-DAL 30 (3:35) K.Cousins pass short right to P.Garcon to DAL 24 for 6 yards (D.Olatoye).
- 2-4-DAL 24 (3:03) A.Morris up the middle to DAL 21 for 3 yards (R.McClain).
- 3-1-DAL 21 (2:20) A.Morris right tackle to DAL 18 for 3 yards (D.Olatoye). DAL-D.Lawrence was injured during the play. His return is Questionable. R5
- 1-10-DAL 18 (1:51) A.Morris up the middle to DAL 10 for 8 yards (A.Hitchens).
- 2-2-DAL 10 (1:14) A.Morris right tackle to DAL 3 for 7 yards (D.Olatoye; A.Hitchens). R6

Washington Redskins vs Dallas Cowboys at AT&T Stadium

- 1-3-DAL 3 (:35) K.Cousins pass incomplete short right to P.Garcon. Pass thrown right corner of the end zone; Olatyoe closest defender.
- 2-3-DAL 3 (:29) K.Cousins pass incomplete short left to J.Crowder [G.Hardy]. Pass incomplete left corner of the end zone; Carr closest.
- 3-3-DAL 3 (:24) (Shotgun) K.Cousins pass short left to J.Crowder for 3 yards, TOUCHDOWN. Pass complete on the "wheel" route.
D.Hopkins extra point is GOOD, Center-N.Sundberg, Holder-T.Way.

WAS 21 DAL 0, 8 plays, 30 yards, 3:16 drive, 14:41 elapsed

D.Hopkins kicks 62 yards from WAS 35 to DAL 3. L.Whitehead to DAL 25 for 22 yards (H.Bates).

Dallas Cowboys at 0:19, (1st play from scrimmage 0:14)

- 1-10-DAL 25 (:14) (Shotgun) K.Moore pass short right to R.Turbin pushed ob at DAL 24 for -1 yards (T.Murphy).

END OF QUARTER

	Score	Time Poss	First Downs				Efficiencies	
			R	P	X	T	3 Down	4 Down
Washington Redskins	21	8:17	2	5	0	7	3/4	0/0
Dallas Cowboys	0	6:43	2	1	0	3	0/3	0/0

Second Quarter

1/3/2016

Play By Play

Dallas Cowboys continued.

- 2-11-DAL 24 (15:00) (Shotgun) K.Moore pass short right to T.Williams to DAL 36 for 12 yards (W.Compton). Pass complete on a "button" hook. P4
- 1-10-DAL 36 (14:25) R.Turbin left tackle to DAL 39 for 3 yards (W.Compton).
- 2-7-DAL 39 (13:49) R.Turbin left tackle to DAL 42 for 3 yards (W.Compton).
PENALTY on DAL-G.Swaim, Unnecessary Roughness, 15 yards, enforced at DAL 42.
- 3-19-DAL 27 (13:24) (Shotgun) K.Moore pass short right to J.Hanna to DAL 32 for 5 yards (D.Phillips).
- 4-14-DAL 32 (12:45) (Punt formation) C.Jones punts 47 yards to WAS 21, Center-L.Ladouceur. J.Crowder to WAS 23 for 2 yards (J.Heath; D.Wilson).

Washington Redskins at 12:34

- 1-10-WAS 23 (12:34) K.Cousins pass short left to J.Reed to WAS 26 for 3 yards (B.Jones). Pass complete in the flat.
- 2-7-WAS 26 (12:00) A.Morris up the middle to WAS 28 for 2 yards (J.Crawford; R.McClain).
- 3-5-WAS 28 (11:23) (No Huddle, Shotgun) K.Cousins pass deep right to J.Crowder ran ob at DAL 44 for 28 yards. Pass complete on a "fly" pattern. P8
- 1-10-DAL 44 (10:39) K.Cousins pass deep right to J.Reed to DAL 18 for 26 yards (A.Hitchens). FUMBLES (A.Hitchens), ball out of bounds at DAL 15. P9
- 1-10-DAL 15 (9:58) P.Thomas left guard to DAL 14 for 1 yard (N.Hayden).
- 2-9-DAL 14 (9:13) (Shotgun) K.Cousins pass short middle to J.Reed to DAL 9 for 5 yards (R.McClain). Pass complete on a "drag" route.
- 3-4-DAL 9 (8:27) (Shotgun) K.Cousins pass incomplete short left to J.Crowder. Pass incomplete on a "curl"; Mitchell closest.
- 4-4-DAL 9 (8:20) (Field Goal formation) D.Hopkins 27 yard field goal is GOOD, Center-N.Sundberg, Holder-T.Way.

WAS 24 DAL 0, 8 plays, 68 yards, 4:18 drive, 6:44 elapsed

D.Hopkins kicks 65 yards from WAS 35 to end zone, Touchback. Ball was kicked out of the end zone.

Dallas Cowboys at 8:16

- 1-10-DAL 20 (8:16) K.Moore pass short left to T.Williams to DAL 33 for 13 yards (J.Johnson). P5
- 1-10-DAL 33 (7:38) D.McFadden left end to DAL 34 for 1 yard (M.Foster).
- 2-9-DAL 34 (6:53) (Shotgun) K.Moore pass incomplete short left to B.Butler.
- 3-9-DAL 34 (6:47) (Shotgun) K.Moore pass short left to C.Beasley to DAL 42 for 8 yards (D.Hall).
- 4-1-DAL 42 (6:20) (Punt formation) J.Heath up the middle to DAL 44 for 2 yards (H.Bates). Rush off fake punt. Direct snap to Heath. R6
- 1-10-DAL 44 (5:39) K.Moore pass short left to J.Hanna to WAS 43 for 13 yards (M.Foster). Pass complete on a "button hook." P7
- 1-10-WAS 43 (4:51) K.Moore pass deep right to T.Williams pushed ob at WAS 7 for 36 yards (W.Blackmon). Pass complete off play action. P8
- 1-7-WAS 7 (4:04) (Shotgun) D.McFadden left tackle to WAS 4 for 3 yards (W.Compton). WAS-D.Phillips was injured during the play. His return is Questionable. Game is being delayed as the cart has come out on the field to remove Phillips.
- 2-4-WAS 4 (3:39) (Shotgun) K.Moore pass short left to J.Witten pushed ob at WAS 1 for 3 yards (J.Johnson). P9
Dallas challenged the runner broke the plane ruling, and the play was REVERSED.
(Shotgun) K.Moore pass short left to J.Witten for 4 yards, TOUCHDOWN.
D.Bailey extra point is GOOD, Center-L.Ladouceur, Holder-C.Jones. Witten has now caught at least one pass in 119 consecutive games, which is a team record.

WAS 24 DAL 7, 9 plays, 80 yards, 4:41 drive, 11:25 elapsed

D.Bailey kicks 65 yards from DAL 35 to end zone, Touchback.

Washington Redskins at 3:35

- 1-10-WAS 20 (3:35) A.Morris up the middle to WAS 23 for 3 yards (T.Mitchell).
- 2-7-WAS 23 (2:57) (Shotgun) C.McCoy pass short left to R.Grant to WAS 34 for 11 yards (D.Olatoye). P10
- 1-10-WAS 34 (2:18) (Shotgun) A.Morris right guard to WAS 37 for 3 yards (T.Mitchell).

Two-Minute Warning

- 2-7-WAS 37 (2:00) (Shotgun) C.McCoy pass incomplete deep left to R.Ross. Pass incomplete on a "Go" pattern along the sideline; incomplete at the Dallas 30.
- 3-7-WAS 37 (1:54) (Shotgun) C.McCoy sacked at WAS 23 for -14 yards (T.Mitchell). FUMBLES (T.Mitchell) [T.Mitchell], recovered by WAS-J.LeRibeus at WAS 24. J.LeRibeus to WAS 24 for no gain (T.Crawford).
Timeout #1 by DAL at 01:44.
- 4-20-WAS 24 (1:44) (Punt formation) T.Way punts 56 yards to DAL 20, Center-N.Sundberg. L.Whitehead to DAL 24 for 4 yards (H.Bates).
PENALTY on DAL-B.Jones, Illegal Block Above the Waist, 10 yards, enforced at DAL 24.

Dallas Cowboys at 1:27

- 1-10-DAL 14 (1:27) (Shotgun) K.Moore pass short left to B.Butler to DAL 21 for 7 yards (J.Harris).
- 2-3-DAL 21 (1:13) (No Huddle, Shotgun) K.Moore pass short right to T.Williams pushed ob at DAL 32 for 11 yards (K.Robinson). Pass complete on a "button hook." P10
- 1-10-DAL 32 (1:05) (Shotgun) K.Moore pass deep right to J.Witten to WAS 46 for 22 yards (D.Hall). Pass complete on a "seam" route. P11
Timeout #2 by DAL at 00:58.
Timeout #1 by WAS at 00:58. Washington charged with a TO due to injury in last two minutes of half.
- 1-10-WAS 46 (:58) (Shotgun) K.Moore pass short right to B.Butler pushed ob at WAS 22 for 24 yards (W.Blackmon). Pass complete on a "curl" route. P12

Washington Redskins vs Dallas Cowboys at AT&T Stadium

- 1-10-WAS 22 (:50) (Shotgun) K.Moore pass short middle to D.McFadden to WAS 14 for 8 yards (M.Foster). Pass complete on a "slant" pattern. P13
- 2-2-WAS 14 (:31) (No Huddle, Shotgun) K.Moore pass short middle to J.Witten to WAS 5 for 9 yards (M.Foster). Pass complete on a "button hook." P13
Timeout #3 by DAL at 00:26.
- 1-5-WAS 5 (:26) (Shotgun) K.Moore pass short middle to C.Beasley for 5 yards, TOUCHDOWN. Pass complete on a "skinny post." P14
D.Bailey extra point is GOOD, Center-L.Ladouceur, Holder-C.Jones.

WAS 24 DAL 14, 7 plays, 86 yards, 1:06 drive, 14:39 elapsed

D.Bailey kicks 65 yards from DAL 35 to end zone, Touchback. Ball was downed in the end zone.

Washington Redskins at 0:21

- 1-10-WAS 20 (:21) C.McCoy kneels to WAS 19 for -1 yards.

END OF QUARTER

	Score	Time Poss	First Downs				Efficiencies	
			R	P	X	T	3 Down	4 Down
Washington Redskins	24	6:47	0	3	0	3	1/3	0/0
Dallas Cowboys	14	8:13	1	10	0	11	0/2	1/1

Third Quarter

1/3/2016

Play By Play

WAS elects to Receive, and DAL elects to defend the South goal.

D.Bailey kicks 65 yards from DAL 35 to end zone, Touchback.

Washington Redskins at 15:00

- 1-10-WAS 20 (15:00) A.Morris up the middle to WAS 21 for 1 yard (R.McClain).
- 2-9-WAS 21 (14:22) (Shotgun) C.McCoy pass incomplete short left to P.Thomas (A.Hitchens). Screen pass.
- 3-9-WAS 21 (14:15) (Shotgun) C.McCoy pass short middle to P.Thomas to WAS 26 for 5 yards (D.Lawrence; R.Gregory).
- 4-4-WAS 26 (13:43) (Punt formation) T.Way punts 58 yards to DAL 16, Center-N.Sundberg. L.Whitehead to DAL 18 for 2 yards (D.Everett).
PENALTY on DAL-B.Jones, Offensive Holding, 9 yards, enforced at DAL 18.
Penalty on DAL-K.Wilber, Illegal Block Above the Waist, declined.

Dallas Cowboys at 13:30

- 1-10-DAL 9 (13:30) D.McFadden left tackle to DAL 39 for 30 yards (D.Hall). R15
- 1-10-DAL 39 (12:50) (Shotgun) K.Moore pass incomplete deep left to T.Williams. Pass incomplete on a slant pattern at the Washington 40; Blackman closest defender.
- 2-10-DAL 39 (12:45) (Shotgun) D.McFadden up the middle to DAL 44 for 5 yards (J.Johnson). Injury Update: Ron Leary has a concussion and will not return to the game.
- 3-5-DAL 44 (12:07) (Shotgun) K.Moore sacked at DAL 38 for -6 yards (C.Baker).
- 4-11-DAL 38 (11:26) (Punt formation) C.Jones punts 51 yards to WAS 11, Center-L.Ladouceur, fair catch by J.Crowder.

Washington Redskins at 11:18

- 1-10-WAS 11 (11:18) A.Morris left guard to WAS 18 for 7 yards (J.Wilcox).
- 2-3-WAS 18 (10:42) A.Morris left guard to WAS 23 for 5 yards (J.Crawford). R11
- 1-10-WAS 23 (10:05) A.Morris left tackle to WAS 26 for 3 yards (D.Olatoye).
- 2-7-WAS 26 (9:23) C.Thompson right end pushed ob at WAS 34 for 8 yards (B.Carr). R12
- 1-10-WAS 34 (8:47) C.Thompson right tackle to WAS 37 for 3 yards (R.McClain).
PENALTY on WAS-D.Young, Offensive Holding, 10 yards, enforced at WAS 34 - No Play.
- 1-20-WAS 24 (8:15) (Shotgun) C.Thompson up the middle to WAS 27 for 3 yards (A.Hitchens; T.Crawford).
- 2-17-WAS 27 (7:36) (Shotgun) C.McCoy pass incomplete short middle to A.Smith (R.McClain). Pass incomplete on a short "seam" route.
- 3-17-WAS 27 (7:29) (Shotgun) C.McCoy pass short left to J.Crowder to DAL 49 for 24 yards (D.Lawrence). Screen pass. P13
- 1-10-DAL 49 (6:47) C.Thompson up the middle to DAL 46 for 3 yards (J.Crawford, R.McClain).
- 2-7-DAL 46 (6:08) A.Morris right tackle to DAL 33 for 13 yards (B.Jones; K.Wilber). R14
- 1-10-DAL 33 (5:22) A.Morris right end pushed ob at DAL 18 for 15 yards (B.Carr). R15
- 1-10-DAL 18 (4:39) A.Morris right end to DAL 18 for no gain (N.Hayden).
- 2-10-DAL 18 (3:54) (Shotgun) C.Thompson right tackle to DAL 15 for 3 yards (R.McClain, J.Crawford).
- 3-7-DAL 15 (3:08) (Shotgun) C.McCoy pass incomplete short right to R.Grant.
Penalty on WAS-R.Grant, Offensive Pass Interference, declined.
- 4-7-DAL 15 (3:01) (Field Goal formation) D.Hopkins 33 yard field goal is GOOD, Center-N.Sundberg, Holder-T.Way.

WAS 27 DAL 14, 14 plays, 74 yards, 8:21 drive, 12:03 elapsed

D.Hopkins kicks 67 yards from WAS 35 to DAL -2. L.Whitehead to DAL 23 for 25 yards (D.Everett).

Dallas Cowboys at 2:57, (1st play from scrimmage 2:50)

- 1-10-DAL 23 (2:50) K.Moore sacked at DAL 18 for -5 yards (F.Kearse).
- 2-15-DAL 18 (2:13) (Shotgun) K.Moore pass incomplete short left to B.Butler (P.Smith). Smith knocked the ball down at the line of scrimmage.
- 3-15-DAL 18 (2:10) (Shotgun) K.Moore pass short right to J.Hanna to DAL 28 for 10 yards (K.Robinson). Tight end screen.
- 4-5-DAL 28 (1:33) (Punt formation) C.Jones punts 44 yards to WAS 28, Center-L.Ladouceur, out of bounds.

Washington Redskins at 1:23

- 1-10-WAS 28 (1:23) C.Thompson left tackle to WAS 28 for no gain (A.Hitchens, N.Hayden).
- 2-10-WAS 28 (:48) C.Thompson right end to WAS 30 for 2 yards (B.Carr).
PENALTY on WAS-M.Moses, Offensive Holding, 10 yards, enforced at WAS 28 - No Play.
- 2-20-WAS 18 (:18) (Shotgun) P.Thomas up the middle to WAS 29 for 11 yards (A.Hitchens).

END OF QUARTER

	Score	Time Poss	First Downs				Efficiencies	
			R	P	X	T	3 Down	4 Down
Washington Redskins	27	11:14	4	1	0	5	1/3	0/0
Dallas Cowboys	14	3:46	1	0	0	1	0/2	0/0

Fourth Quarter

1/3/2016

Play By Play

Washington Redskins continued.

3-9-WAS 29 (15:00) (Shotgun) C.McCoy pass deep right to R.Ross for 71 yards, TOUCHDOWN. Pass complete on a "fly" pattern. P16
D.Hopkins extra point is GOOD, Center-N.Sundberg, Holder-T.Way.

WAS 34 DAL 14, 3 plays, 72 yards, 1:32 drive, 0:09 elapsed

D.Hopkins kicks 65 yards from WAS 35 to end zone, Touchback. Ball was kicked out of the end zone.

Dallas Cowboys at 14:51

1-10-DAL 20 (14:51) (Shotgun) K.Moore pass short left to D.McFadden to DAL 29 for 9 yards (J.Johnson; D.Everett).
2-1-DAL 29 (14:21) (No Huddle) D.McFadden right tackle to DAL 31 for 2 yards (J.Johnson; K.Golston). R16
1-10-DAL 31 (13:58) (No Huddle, Shotgun) K.Moore pass deep right to T.Williams to WAS 33 for 36 yards (B.Breeland). P17
1-10-WAS 33 (13:29) (No Huddle, Shotgun) K.Moore pass deep right to T.Williams ran ob at WAS 13 for 20 yards. P18
1-10-WAS 13 (13:05) (No Huddle, Shotgun) K.Moore pass incomplete short right to D.Street. Pass thrown incomplete right corner of the end zone; Breeland closest defender.
2-10-WAS 13 (12:59) (Shotgun) K.Moore pass short middle to C.Beasley to WAS 2 for 11 yards (W.Blackmon). P19
1-2-WAS 2 (12:38) (No Huddle) K.Moore pass incomplete short right to B.Butler (B.Breeland).
2-2-WAS 2 (12:34) (Shotgun) K.Moore pass short middle intended for C.Beasley INTERCEPTED by W.Blackmon at WAS 0. W.Blackmon to WAS 1 for 1 yard (D.McFadden).

Washington Redskins at 12:27

1-10-WAS 1 (12:27) PENALTY on WAS-A.Smith, False Start, 0 yards, enforced at WAS 1 - No Play.
1-10-WAS 1 (12:27) A.Morris up the middle tackled in End Zone for -1 yards, SAFETY (J.Wilcox, D.Lawrence).

WAS 34 DAL 16, Safety, 2:40 elapsed

T.Way kicks 70 yards from WAS 20 to DAL 10. L.Whitehead to DAL 33 for 23 yards (W.Blackmon; P.Smith). Washington chose to punt the ball following the safety.

Dallas Cowboys at 12:20, (1st play from scrimmage 12:14)

1-10-DAL 33 (12:14) (Shotgun) K.Moore sacked at DAL 29 for -4 yards (P.Smith).
2-14-DAL 29 (11:51) (No Huddle, Shotgun) K.Moore pass short right to C.Beasley to WAS 49 for 22 yards (D.Everett). P20
1-10-WAS 49 (11:26) (No Huddle, Shotgun) K.Moore pass deep right to T.Williams pushed ob at WAS 23 for 26 yards (J.Johnson). WAS-J.Johnson was injured during the play. His return is Probable. P21
Penalty on WAS-C.Fields, Illegal Contact, declined.
1-10-WAS 23 (11:14) (Shotgun) K.Moore pass incomplete deep right to B.Butler. Pass thrown on a "Go" route right corner of the end zone.
2-10-WAS 23 (11:08) (Shotgun) K.Moore pass incomplete deep left to B.Butler. Pass incomplete on a "Go" route; Harris closest defender.
3-10-WAS 23 (11:03) (Shotgun) D.McFadden left end to WAS 3 for 20 yards (W.Blackmon). FUMBLES (W.Blackmon), ball out of bounds in End Zone, Touchback.

Washington Redskins at 10:55

1-10-WAS 20 (10:55) A.Morris right end to WAS 43 for 23 yards (B.Jones). R17
1-10-WAS 43 (10:05) A.Morris left guard to WAS 44 for 1 yard (R.McClain; J.Mincey).
2-9-WAS 44 (9:21) C.McCoy pass short right to D.Young to DAL 49 for 7 yards (B.Carr).
3-2-DAL 49 (8:41) C.McCoy pass short left to R.Ross to DAL 49 for no gain (T.Mitchell).
4-2-DAL 49 (7:58) (Punt formation) T.Way punts 38 yards to DAL 11, Center-N.Sundberg, fair catch by L.Whitehead.

Dallas Cowboys at 7:50

1-10-DAL 11 (7:50) (Shotgun) K.Moore pass short right to D.McFadden to DAL 28 for 17 yards (K.Robinson). P22
1-10-DAL 28 (7:28) (No Huddle, Shotgun) K.Moore pass short right to J.Witten to DAL 37 for 9 yards (C.Fields).
2-1-DAL 37 (6:59) (No Huddle, Shotgun) K.Moore pass incomplete short right to D.Street.
PENALTY on DAL-T.Smith, Offensive Holding, 10 yards, enforced at DAL 37 - No Play.
2-11-DAL 27 (6:53) (Shotgun) K.Moore pass short middle to D.McFadden ran ob at DAL 44 for 17 yards (W.Blackmon). P23
1-10-DAL 44 (6:26) (No Huddle, Shotgun) K.Moore pass short middle to J.Witten to WAS 47 for 9 yards (K.Robinson).
2-1-WAS 47 (6:03) (No Huddle, Shotgun) K.Moore pass short middle to J.Witten to WAS 42 for 5 yards (K.Robinson). P24
1-10-WAS 42 (5:37) (No Huddle, Shotgun) K.Moore pass short right to D.Street pushed ob at WAS 31 for 11 yards (B.Breeland). P25
1-10-WAS 31 (5:17) (No Huddle, Shotgun) K.Moore pass short left to D.McFadden to WAS 29 for 2 yards (W.Blackmon).
2-8-WAS 29 (4:41) (No Huddle, Shotgun) K.Moore pass incomplete short left to D.McFadden.
3-8-WAS 29 (4:35) (Shotgun) K.Moore pass deep left to B.Butler ran ob at WAS 7 for 22 yards. Pass complete on an "up and out" route. P26
1-7-WAS 7 (4:30) K.Moore pass incomplete short left to B.Butler.
2-7-WAS 7 (4:27) (Shotgun) K.Moore pass incomplete short middle to J.Witten.
3-7-WAS 7 (4:22) (Shotgun) K.Moore pass short middle to C.Beasley for 7 yards, TOUCHDOWN. Pass complete on a curl route six yards deep in the endzone. P27
D.Bailey extra point is GOOD, Center-L.Ladouceur, Holder-C.Jones.

Washington Redskins vs Dallas Cowboys at AT&T Stadium

WAS 34 DAL 23, 12 plays, 89 yards, 3:32 drive, 10:42 elapsed

D.Bailey kicks onside 13 yards from DAL 35 to DAL 48. W.Blackmon (didn't try to advance) to DAL 48 for no gain (K.Wilber).

Washington Redskins at 4:18, (1st play from scrimmage 4:16)

1-10-DAL 48 (4:16) P.Thomas left guard to DAL 46 for 2 yards (B.Jones).

Timeout #1 by DAL at 04:12.

2-8-DAL 46 (4:12) P.Thomas right guard to DAL 42 for 4 yards (G.Hardy).

Timeout #2 by DAL at 04:09.

3-4-DAL 42 (4:09) (Shotgun) C.Thompson left tackle to DAL 40 for 2 yards (R.McClain).

Timeout #3 by DAL at 04:06.

4-2-DAL 40 (4:06) C.McCoy pass short right to J.Crowder to DAL 30 for 10 yards (A.Hitchens). Pass complete off play action and roll right.

P18

1-10-DAL 30 (3:16) P.Thomas left guard to DAL 31 for -1 yards (R.McClain; B.Jones).

2-11-DAL 31 (2:33) P.Thomas left tackle to DAL 26 for 5 yards (A.Hitchens, R.McClain).

Two-Minute Warning

3-6-DAL 26 (2:00) P.Thomas right tackle to DAL 18 for 8 yards (K.Wilber, B.Carr).

R19

1-10-DAL 18 (:52) C.McCoy kneels to DAL 19 for -1 yards.

2-11-DAL 19 (:15) C.McCoy kneels to DAL 20 for -1 yards.

END OF QUARTER

	Score	Time Poss	First Downs				Efficiencies	
			R	P	X	T	3 Down	4 Down
Washington Redskins	34	7:39	2	2	0	4	2/4	1/1
Dallas Cowboys	23	7:21	1	11	0	12	2/3	0/0

Miscellaneous Statistics Report

Washington Redskins vs Dallas Cowboys
1/3/2016 at AT&T Stadium

Ten Longest Plays for Washington Redskins

Yards	Qtr	Play Start	Play Description
71	4	3-9-WAS 29	(15:00) (Shotgun) C.McCoy pass deep right to R.Ross for 71 yards, TOUCHDOWN. Pass complete on a "fly" pattern.
44	1	1-10-DAL 49	(9:51) (Shotgun) K.Cousins pass short right to J.Crowder to DAL 5 for 44 yards (R.McClain). Pass complete on a "bubble" screen.
39	1	3-6-DAL 39	(4:28) (Shotgun) K.Cousins pass deep left to P.Garcon for 39 yards, TOUCHDOWN. Jarrett of Washington being evaluated for possible concussion and shoulder injury.
28	2	3-5-WAS 28	(11:23) (No Huddle, Shotgun) K.Cousins pass deep right to J.Crowder ran ob at DAL 44 for 28 yards. Pass complete on a "fly" pattern.
26	2	1-10-DAL 44	(10:39) K.Cousins pass deep right to J.Reed to DAL 18 for 26 yards (A.Hitchens). FUMBLES (A.Hitchens), ball out of bounds at DAL 15.
24	3	3-17-WAS 27	(7:29) (Shotgun) C.McCoy pass short left to J.Crowder to DAL 49 for 24 yards (D.Lawrence). Screen pass.
23	4	1-10-WAS 20	(10:55) A.Morris right end to WAS 43 for 23 yards (B.Jones).
15	3	1-10-DAL 33	(5:22) A.Morris right end pushed ob at DAL 18 for 15 yards (B.Carr).
13	3	2-7-DAL 46	(6:08) A.Morris right tackle to DAL 33 for 13 yards (B.Jones; K.Wilber).
11	1	1-10-WAS 28	(13:32) K.Cousins pass short right to J.Reed to WAS 39 for 11 yards (D.Olatoye; T.Crawford).

Ten Longest Plays for Dallas Cowboys

Yards	Qtr	Play Start	Play Description
36	2	1-10-WAS 43	(4:51) K.Moore pass deep right to T.Williams pushed ob at WAS 7 for 36 yards (W.Blackmon). Pass complete off play action.
36	4	1-10-DAL 31	(13:58) (No Huddle, Shotgun) K.Moore pass deep right to T.Williams to WAS 33 for 36 yards (B.Breeland).
30	3	1-10-DAL 9	(13:30) D.McFadden left tackle to DAL 39 for 30 yards (D.Hall).
26	4	1-10-WAS 49	(11:26) (No Huddle, Shotgun) K.Moore pass deep right to T.Williams pushed ob at WAS 23 for 26 yards (J.Johnson). WAS-
24	2	1-10-WAS 46	(:58) (Shotgun) K.Moore pass short right to B.Butler pushed ob at WAS 22 for 24 yards (W.Blackmon). Pass complete on a
22	2	1-10-DAL 32	(1:05) (Shotgun) K.Moore pass deep right to J.Witten to WAS 46 for 22 yards (D.Hall). Pass complete on a "seam" route.
22	4	2-14-DAL 29	(11:51) (No Huddle, Shotgun) K.Moore pass short right to C.Beasley to WAS 49 for 22 yards (D.Everett).
22	4	3-8-WAS 29	(4:35) (Shotgun) K.Moore pass deep left to B.Butler ran ob at WAS 7 for 22 yards. Pass complete on an "up and out" route.
20	4	1-10-WAS 33	(13:29) (No Huddle, Shotgun) K.Moore pass deep right to T.Williams ran ob at WAS 13 for 20 yards.
19	1	1-10-DAL 31	(7:55) (Shotgun) K.Moore pass short left to T.Williams ran ob at WAS 50 for 19 yards (K.Jarrett).

Touchdown Scoring Information

		Offense	Defense	Special Teams
VISITOR	Washington Redskins	4	0	0
HOME	Dallas Cowboys	3	0	0

Player Scoring Information

Club	Player	TD	Rush TD	Rec TD	KO TD	Punt TD	Int TD	Fum TD	Misc TD	FG	XP	2Pt Rush	2Pt Rec	Sfty	Points
WAS	D.Hopkins	0	0	0	0	0	0	0	0	2	4	0	0	0	10
WAS	R.Ross	0	0	1	0	0	0	0	0	0	0	0	0	0	6
WAS	R.Grant	0	0	1	0	0	0	0	0	0	0	0	0	0	6
WAS	P.Garcon	0	0	1	0	0	0	0	0	0	0	0	0	0	6
WAS	J.Crowder	0	0	1	0	0	0	0	0	0	0	0	0	0	6
DAL	C.Beasley	0	0	2	0	0	0	0	0	0	0	0	0	0	12
DAL	J.Witten	0	0	1	0	0	0	0	0	0	0	0	0	0	6
DAL	D.Bailey	0	0	0	0	0	0	0	0	0	3	0	0	0	3
DAL	J.Wilcox	0	0	0	0	0	0	0	0	0	0	0	0	1	2

Possession Detail

	First Half		Second Half		Game	
	Visitor	Home	Visitor	Home	Visitor	Home
Largest Lead	24	0	20	0	24	0
Drives Leading	5	0	6	0	11	0
Time of Possession Leading	11:35	0:00	18:53	0:00	30:28	0:00
Largest Deficit	0	-24	0	-20	0	-24
Drives Trailing	0	5	0	5	0	10
Time of Possession Trailing	0:00	12:32	0:00	11:07	0:00	23:39
Times Score Tied Up		0		0		0
Lead Changes		1		0		1

Playtime Percentage

Percent of playtime per player on offense, defense and special teams

Washington Redskins

Dallas Cowboys

		Offense	Defense	Special Teams				Offense	Defense	Special Teams			
T Nsekhe	T	65	100%		9	29%	D Free	T	68	100%	3	10%	
M Moses	T	65	100%		6	19%	T Smith	T	68	100%	3	10%	
S Long	G	65	100%		6	19%	T Frederick	C	68	100%	3	10%	
B Scherff	G	65	100%		6	19%	Z Martin	G	68	100%	3	10%	
J LeRibeus	C	51	78%				K Moore	QB	68	100%			
R Grant	WR	50	77%		4	13%	J Witten	TE	67	99%	3	10%	
R Ross	WR	43	66%		3	10%	D McFadden	RB	61	90%			
C McCoy	QB	41	63%				B Butler	WR	59	87%			
J Crowder	WR	40	62%		7	23%	T Williams	WR	54	79%			
A Smith	TE	39	60%		9	29%	C Beasley	WR	42	62%			
T Compton	T	33	51%		9	29%	M Bernadeau	G	34	50%	3	10%	
A Morris	RB	30	46%				R Leary	G	34	50%	2	6%	
K Cousins	QB	24	37%				J Hanna	TE	17	25%	18	58%	
P Garcon	WR	21	32%				D Street	WR	15	22%			
C Thompson	RB	18	28%		9	29%	L Whitehead	WR	10	15%	12	39%	
P Thomas	RB	17	26%		4	13%	T Clutts	FB	6	9%	8	26%	
B De La Puente	C	14	22%				R Turbin	RB	6	9%			
J Reed	TE	13	20%				G Swaim	TE	3	4%	10	32%	
D Young	FB	11	17%		22	71%	B Jones	CB		65	100%	12	39%
M Jensen	TE	10	15%		6	19%	A Hitchens	LB		65	100%	12	39%
W Blackmon	CB		68	100%	12	39%	B Carr	CB		65	100%	6	19%
B Breeland	CB		68	100%	10	32%	D Olatoye	CB		65	100%	4	13%
T Murphy	LB		58	85%	20	65%	R McClain	LB		65	100%		
J Johnson	SS		54	79%	9	29%	J Wilcox	FS		64	98%	18	58%
M Foster	LB		48	71%	5	16%	G Hardy	DE		41	63%	6	19%
R Jean Francois	DE		44	65%	4	13%	T Mitchell	CB		39	60%	8	26%
K Robinson	LB		43	63%	10	32%	T Crawford	DT		38	58%	8	26%
D Hall	CB		42	62%	3	10%	D Lawrence	DE		38	58%	7	23%
P Smith	LB		41	60%	11	35%	J Crawford	DE		34	52%	8	26%
J Harris	CB		39	57%	16	52%	N Hayden	DT		34	52%	7	23%
C Baker	DE		39	57%			R Gregory	DE		29	45%	8	26%
F Kearse	DE		31	46%			C Walker	DT		29	45%	2	6%
D Everett	CB		28	41%	25	81%	K Wilber	LB		26	40%	28	90%
W Compton	LB		27	40%	4	13%	J Mincey	DE		14	22%	1	3%
T Knighton	NT		22	32%	9	29%	J Heath	FS		4	6%	22	71%
C Fields	LB		20	29%	23	74%	D McCray	SS			22	71%	
R Kerrigan	LB		19	28%			A Gachkar	LB			20	65%	
K Golston	NT		17	25%	12	39%	D Wilson	LB			20	65%	
H Bates	LB		16	24%	24	77%	R Smith	RB			18	58%	
D Phillips	DB		13	19%	9	29%	C Jones	P			9	29%	
K Jarrett	FS		11	16%	2	6%	L Ladouceur	LS			9	29%	
D Hopkins	K				13	42%	M Nzeocha	LB			8	26%	
T Way	P				11	35%	D Bailey	K			7	23%	
N Sundberg	LS				9	29%	C Brown	T			3	10%	