

20 16



# SEASON IN REVIEW





# 2016 SEASON IN REVIEW

## WASHINGTON REDSKINS

21300 Redskin Park Drive | Ashburn, VA 20147 | 703.726.7000  
@Redskins | www.Redskins.com | media.Redskins.com

### 2016 WASHINGTON REDSKINS SEASON IN REVIEW

#### REDSKINS CONCLUDE 2016 SEASON WITH 8-7-1 RECORD

The Washington Redskins finished the 2016 season with an 8-7-1 record, narrowly missing a playoff berth but securing back-to-back winning seasons for the first time since 1996-97. As a result of the team's finish, the Redskins enter the 2017 NFL Draft in April with the No. 17 overall selection.

The Redskins featured one of the league's most prolific offenses in 2016, averaging 403.4 yards per game, third-most in the NFL. The Redskins gained a team-record 6,454 yards and averaged more than 400 yards per game for the first time in team history. The Redskins' third-place finish in total offense represented the team's highest ranking in the category since ranking second in 1999.

Quarterback Kirk Cousins spearheaded the team's aerial attack, breaking his own single-season team records in attempts (606), completions (406) and passing yards (4,917) while matching his team record for 300-yard passing games (seven). Cousins and the offense had eight players finish the season with at least 500 yards from scrimmage (DeSean Jackson, Pierre Garcon, Jamison Crowder, Rob Kelley, Chris Thompson, Jordan Reed, Vernon Davis and Matt Jones), tying the 2011 New Orleans Saints for the most in a single season in NFL history.

The team's performance gave way to individual accolades for a number of Redskins players. Five members of the Redskins were selected to the 2017 Pro Bowl: quarterback Kirk Cousins, linebacker Ryan Kerrigan, tight end Jordan Reed, guard Brandon Scherff and tackle Trent Williams. The Redskins' five selections for the 2016 season were the team's most since 2012 (five).

#### REDSKINS 2016 SCHEDULE/RESULTS

##### PRESEASON

| DATE           | OPPONENT                 | TV       | TIME/RESULT |
|----------------|--------------------------|----------|-------------|
| Aug. 11 (Thu.) | at Atlanta Falcons       | CSN/NBC4 | 23-17 L     |
| Aug. 19 (Fri.) | <b>vs. NEW YORK JETS</b> | CSN/NBC4 | 22-18 W     |
| Aug. 26 (Fri.) | <b>vs. BUFFALO BILLS</b> | CSN/NBC4 | 21-16 W     |
| Aug. 31 (Wed.) | at Tampa Bay Buccaneers  | CSN/NBC4 | 20-13 W     |

##### REGULAR SEASON

| DATE            | OPPONENT                         | TV   | TIME/RESULT |
|-----------------|----------------------------------|------|-------------|
| Sept. 12 (Mon.) | <b>vs. PITTSBURGH STEELERS #</b> | ESPN | 38-16 L     |
| Sept. 18        | <b>vs. DALLAS COWBOYS</b>        | FOX  | 27-23 L     |
| Sept. 25        | at New York Giants               | FOX  | 29-27 W     |
| Oct. 2          | <b>vs. CLEVELAND BROWNS</b>      | CBS  | 31-20 W     |
| Oct. 9          | at Baltimore Ravens              | FOX  | 16-10 W     |
| Oct. 16         | <b>vs. PHILADELPHIA EAGLES</b>   | FOX  | 27-20 W     |
| Oct. 23         | at Detroit Lions                 | FOX  | 20-17 L     |
| Oct. 30         | at Cincinnati Bengals (London) # | FOX  | 27-27 T     |
| Nov. 6          | BYE                              |      |             |
| Nov. 13         | <b>vs. MINNESOTA VIKINGS</b>     | FOX  | 26-20 W     |
| Nov. 20         | <b>vs. GREEN BAY PACKERS #</b>   | NBC  | 42-24 W     |
| Nov. 24 (Thu.)  | at Dallas Cowboys #              | FOX  | 31-26 L     |
| Dec. 4          | at Arizona Cardinals             | FOX  | 31-23 L     |
| Dec. 11         | at Philadelphia Eagles           | FOX  | 27-22 W     |
| Dec. 19 (Mon.)  | <b>vs. CAROLINA PANTHERS #</b>   | ESPN | 26-15 L     |
| Dec. 24 (Sat.)  | at Chicago Bears                 | FOX  | 41-21 W     |
| Jan. 1          | <b>vs. NEW YORK GIANTS</b>       | FOX  | 19-10 L     |

Home games **bolded** Alumni Homecoming #Nationally televised

#### 2017 OPPONENTS

| HOME OPPONENTS            | 2016 Record             | 2016 Road Record    | Redskins Rec. v. Opp | Last Meeting (All)    | Last Meeting (Home)   | Redskins Home Rec. v. Opp. |
|---------------------------|-------------------------|---------------------|----------------------|-----------------------|-----------------------|----------------------------|
| <b>Dallas Cowboys</b>     | 13-3                    | 6-2                 | 44-68-2              | 11/24/16 (31-26, DAL) | 9/18/16 (27-23, DAL)  | 28-31                      |
| <b>New York Giants</b>    | 11-5                    | 4-4                 | 67-99-4              | 1/1/17 (19-10, NYG)   | 1/1/17 (19-10, NYG)   | 38-45-2                    |
| Philadelphia Eagles       | 7-9                     | 1-7                 | 86-73-5 <sup>1</sup> | 12/11/16 (27-22, WAS) | 10/16/16 (27-20, WAS) | 44-35-3                    |
| Arizona Cardinals         | 7-8-1                   | 3-5                 | 74-46-2              | 12/4/16 (31-23, ARI)  | 9/18/11 (22-21, WAS)  | 47-20                      |
| San Francisco 49ers       | 2-14                    | 1-7                 | 10-20-1              | 11/23/14 (17-13, SF)  | 11/25/13 (27-6, WAS)  | 7-8                        |
| Minnesota Vikings         | 8-8                     | 3-5                 | 13-12                | 11/13/16 (26-20, WAS) | 11/13/16 (26-20, WAS) | 7-6                        |
| Denver Broncos            | 9-7                     | 4-4                 | 6-7                  | 10/27/13 (45-21, DEN) | 11/15/09 (27-17, WAS) | 3-2                        |
| <b>Oakland Raiders</b>    | 12-4                    | 6-2                 | 5-8                  | 9/29/13 (24-14, WAS)  | 12/13/09 (34-13, WAS) | 2-4                        |
| <b>Home Opponents</b>     | <b>69-58-1 (.543)</b>   | <b>28-36 (.438)</b> |                      |                       |                       |                            |
| ROAD OPPONENTS            | 2016 Record             | 2016 Home Record    | Redskins Rec. v. Opp | Last Meeting (All)    | Last Meeting (Away)   | Redskins Away Rec. v. Opp. |
| <b>Dallas Cowboys</b>     | 13-3                    | 7-1                 | 44-68-2              | 11/24/16 (31-26, DAL) | 11/24/16 (31-26, DAL) | 16-37-2                    |
| <b>New York Giants</b>    | 11-5                    | 7-1                 | 67-99-4              | 1/1/17 (19-10, NYG)   | 9/25/16 (29-27, WAS)  | 29-54-2                    |
| Philadelphia Eagles       | 7-9                     | 6-2                 | 86-73-5 <sup>1</sup> | 12/11/16 (27-22, WAS) | 12/11/16 (27-22, WAS) | 42-38-2                    |
| Los Angeles Rams          | 4-12                    | 1-7                 | 25-13-1              | 9/20/15 (24-10, WAS)  | 9/19/12 (31-28, STL)  | 13-7-1                     |
| <b>Seattle Seahawks</b>   | 10-5-1                  | 7-1                 | 11-8                 | 10/6/14 (27-17, SEA)  | 11/27/11 (23-17, WAS) | 6-3                        |
| New Orleans Saints        | 7-9                     | 4-4                 | 17-8                 | 11/15/15 (47-14, WAS) | 9/9/12 (40-32, WAS)   | 9-3                        |
| <b>Kansas City Chiefs</b> | 12-4                    | 6-2                 | 1-8                  | 12/8/13 (45-10, KC)   | 10/16/05 (28-21, KC)  | 0-4                        |
| Los Angeles Chargers      | 5-11                    | 3-5                 | 7-3                  | 11/3/13 (30-24, WAS)  | 1/3/10 (23-20, SD)    | 2-2                        |
| <b>Road Opponents</b>     | <b>69-58-1 (.543)</b>   | <b>41-23 (.641)</b> |                      |                       |                       |                            |
| <b>OPP. OVERALL</b>       | <b>138-116-2 (.543)</b> |                     |                      |                       |                       |                            |

NOTES: 2016 playoff teams **bolded**; All records and last meetings include postseason games.

<sup>1</sup> Does not include the 1943 season in which the Eagles and Steelers combined to form the Phil-Pitt "Steagles"

# 2016 SEASON IN REVIEW

## REDSKINS REGULAR SEASON IN REVIEW

### TEAM

- » The Redskins finished the 2016 season with an 8-7-1 record.
- » Including a 9-7 record in 2015, the Redskins secured a winning record in back-to-back seasons for the first time since 1996-97.
- » In Week 1 vs. Pittsburgh, the Redskins opened the season on Monday Night Football for the 11th time since the introduction of the broadcast package in 1970.
- » The Redskins opened a season at home for a second straight year, marking the first time the franchise has played consecutive season openers at FedExField since 2010-11.
- » The Redskins opened the season against an AFC opponent for a third straight year for the first time since the formation of conferences following the 1970 AFL-NFL merger. The Redskins opened against the Houston Texans in 2014 and Miami Dolphins in 2015.
- » Despite a Week 1 defeat, the Redskins are now 42-33-3 all-time against the Steelers, including a 20-13-3 all-time record at home in the series.
- » In Week 2, the meeting between the Redskins and Cowboys was the squads' earliest since the teams faced one another in a 13-7 Redskins win in Week 1 of the 2010 season.
- » In Week 3, the Redskins earned their first victory of the 2016 season with a 29-27 victory against the New York Giants in front of an announced crowd of 78,368 people at MetLife Stadium.
- » The win gave the Redskins consecutive victories against the Giants for the first time since sweeping them in 2011.
- » The road win was their first against the Giants since a 23-10 victory against the eventual Super Bowl Champions at MetLife Stadium on Dec. 18, 2011.
- » With the win, the Redskins won their first road opener since 2012.
- » The game marked the second straight year in which the Redskins and Giants faced one another at MetLife Stadium in a Week 3 contest.
- » In Week 4, the Redskins defeated the Cleveland Browns, 31-20, and earned their first home win of the season in front of an announced crowd of 76,249 people at FedExField.
- » The Redskins entered the fourth quarter trailing 20-17, but outscored the Browns, 14-0, in the final frame to earn the victory.
- » The victory against the Browns gave the Redskins come-from-behind victories in the fourth quarter in consecutive games for the first time since Weeks 13-14 of the 2012 season.
- » The Redskins have now recorded three consecutive victories against the Browns for the first time since the 1975-85 seasons.
- » The Redskins are now 3-1 against Cleveland since the Browns returned to the NFL in 1999.
- » The win against the Browns was the Redskins' first victory against an AFC North opponent since defeating the Browns in Week 15 of the 2012 season.
- » In Week 5, the Washington Redskins defeated the Baltimore Ravens, 16-10, in front of an announced crowd of 71,318 people at M&T Bank Stadium.
- » The Redskins pushed their record to 3-2 and stood above .500 through five games for the first time since 2011.
- » The Redskins earned their first win against the Ravens in Baltimore all-time and evened their all-time road record against the Ravens at 1-1.
- » The Redskins earned their first regular season win in the city of Baltimore since defeating the Baltimore Colts, 14-13, at Memorial Stadium on Oct. 23, 1955.
- » The Redskins opened a season by winning their first two road games for the first time since 1999.
- » The wins in Weeks 3 and 5 marked back-to-back road wins for the Redskins for the first time since Weeks 14-16 of the 2015 season.



- » The Redskins evened their all-time record against the Ravens at 3-3.
- » The Redskins swept the Cleveland Browns and Baltimore Ravens in consecutive games again in 2016 after Washington swept Baltimore and Cleveland in back-to-back weeks in 2012 (the most recent season in which the Redskins faced AFC North opponents).
- » In Week 6 vs. Philadelphia, the Washington Redskins earned their fourth consecutive victory with a 27-20 win against the Philadelphia Eagles in front of an announced crowd of 78,934 people at FedExField.
- » The Redskins' four consecutive victories in Weeks 3-6 represented their first four-game winning streak since the final four games of the 2015 regular season.
- » After Week 6, the Redskins held a 4-2 record through six games for the first time since 2008.
- » The Redskins secured their first three-game home winning streak vs. Philadelphia since the 1997-99 seasons.
- » A Week 7 defeat at Detroit snapped a four-game winning streak and also marked the team's first road loss since Week 11 of the 2015 season.
- » Despite the defeat, the Redskins remain 30-14 all-time against the Lions, including postseason play.
- » Week 7 was also one of only two indoor games of the 2016 season for the Redskins. Including postseason play, the Redskins are now 32-27 all-time in games played indoors, including games contested in stadiums with closed retractable roofs.
- » In Week 8, the Washington Redskins tied the Cincinnati Bengals, 27-27, in front of an announced crowd of 84,488 people at Wembley Stadium in London.
- » The Redskins participated in the NFL's 17th regular season game played in London since the formation of the NFL International Series in 2007.
- » The game marked the Redskins' European regular season debut. It was the Redskins' second regular season game outside the United States all-time, joining the team's 2011 contest against the Buffalo Bills in Toronto.
- » The tie was the Redskins' 28th all-time but only their second since the NFL adopted overtime in 1974.
- » The game marked the Redskins' first tie since Nov. 23, 1997, when the team tied the New York Giants, 7-7.
- » The tie pushed the Redskins to 25-15-2 all-time in overtime games.
- » At 4-3-1, the Redskins (.571) entered the halfway point of a season above .500 for the first time since 2008 (6-2).

# 2016 SEASON IN REVIEW

## REDSKINS REGULAR SEASON IN REVIEW (CONT.)

» In Week 10, the Washington Redskins defeated the Minnesota Vikings, 26-20, in front of an announced crowd of 78,216 people at FedExField.

» The game was the sixth meeting between the Redskins and Vikings in the last seven seasons. The teams faced one another every year during the 2010-14 seasons.

» The Redskins evened their all-time regular season record against the Vikings at 10-10 and improved to 13-12 against Minnesota all-time including postseason play.

» The Redskins improved to 7-6 all-time in home games against the Vikings, including postseason play.

» The Redskins earned their first victory against the Vikings since Week 6 of the 2012 season.

» The Week 10 victory was the Redskins' 13th in a game directly following a bye week since byes were instituted in 1990.

» The game was the culmination of the team's 2016 Alumni Homecoming Weekend. Not including staff and coaches, players in attendance during the weekend represented more than 650 combined seasons of Redskins service, 110 combined Super Bowl appearances, 69 combined Super Bowl titles, 34 members of the 80 Greatest Redskins, 23 Redskins Ring of Famers and nine Pro Football Hall of Famers. The Redskins have now won their last four Alumni Homecoming Weekend contests.

» In Week 11, the Washington Redskins defeated the Green Bay Packers, 42-24, in front of an announced crowd of 77,137 people at FedExField.

» With the victory, the Redskins secured six wins through 10 games for the first time since 2008 (6-4). At 6-3-1, the Redskins' .650 winning percentage was the team's best through 10 games since 1996 (.700).

» With the victory, the Redskins won four consecutive games at FedExField from Weeks 4-11.

» After recording a five-game winning streak at FedExField in 2015, the Redskins secured a home winning streak of at least four games in back-to-back seasons for the first time since 1991 (six games) and 1992 (four games).

» The game was the Redskins' first appearance on NBC's Sunday Night Football since Dec. 1, 2013, vs. the New York Giants.

» The Redskins earned their first win on Sunday Night Football since their NFC East-clinching 28-18 victory against the Dallas Cowboys in Week 17 of the 2012 season.

» The Redskins evened their all-time Sunday Night Football record at 17-17-1 since the introduction of the broadcast package in 1987.

» The Redskins have now recorded victories in five of their last six regular season home games against the Packers dating back to 1972.

» The Redskins broke a 9-9 tie in Redskins home games in the all-time series and are now 10-9 against Green Bay at home.

» The Redskins defeated NFC North opponents in back-to-back weeks for the first time since divisional realignment in 2002.

» In Week 12, the Redskins played the Dallas Cowboys on Thanksgiving, Washington's ninth Thanksgiving Day contest all-time, joining Thanksgiving Day games in 1968, 1973, 1974, 1978, 1990, 1996, 2002 and 2012.

» In Week 13, the Redskins and Cardinals faced one another for the 122nd time, representing the Redskins' third-most games played against any opponent. It also marks the Redskins' most against an opponent in which the series does not include a post-season game.

» Despite a Week 13 defeat, the Redskins remain 74-46-2 against the Cardinals all-time. The Redskins' 74 all-time wins against the Cardinals are their second-most against any franchise.

» In Week 14, the Washington Redskins defeated the Philadelphia Eagles, 27-22, in front of an announced crowd of 69,596 people at Lincoln Financial Field.

» The Redskins have earned five straight victories against the Eagles for the first time since a six-game winning streak in the series across the 1981-84 seasons.

» The Redskins have now earned consecutive road wins against the Eagles for the first time since the 2007-08 seasons.

» The win was Head Coach Jay Gruden's 20th victory with the Redskins. He became the ninth coach in team history to reach 20 wins, joining Joe Gibbs (171), George Allen (79), Ray Flaherty (56), Norv Turner (50) Joe Kuharich (26), Jack Pardee (24), Mike Shanahan (24) and Bill McPeak (21).

» The Redskins improved to 86-73-5 all-time against the Eagles, including postseason play. The Redskins' 86 all-time wins against the Eagles are their most against any opponent.

» The Redskins pushed their all-time record against the Eagles in Philadelphia to 42-38-2, including postseason play. The Redskins' 42 all-time road wins against the Eagles are their most against any opponent.

» The Redskins have now scored 27 or more points in five of their last six meetings with the Eagles.

» The game was the Redskins' third of their first three-game road stretch since Weeks 9-11 of the 2002 season.

» In Week 14 at Philadelphia and Week 15 vs. Carolina, Head Coach Jay Gruden won replay challenges, winning replay reviews in consecutive games for the first time this season.

» In Week 16, the Redskins defeated the Chicago Bears, 41-21, in front of an announced crowd of 57,953 people at Soldier Field.

» The Redskins finished the regular season 4-3-1 on the road, giving Washington four road wins in a season for the first time since 2012 (five).

» The Redskins finished their Week 16 win at Chicago with a plus-five turnover margin, the team's largest since a plus-five margin in Week 17 of the 2005 season at Philadelphia.

» The Redskins improved to 26-23-1 against the Bears all-time, including postseason play, and moved to 12-11 all-time against the Bears in games played in Chicago.

» The Redskins have now won seven consecutive games against the Bears, Washington's longest active winning streak against any opponent.

» The Redskins have now won four straight games at Soldier Field for the first time since the 1986-97 seasons.

» With the win in Chicago, the Redskins earned a third consecutive Saturday victory (including wins in 2014 and 2015) for the first time since the 2004-05 seasons (Week 15 in 2004, Week 16 and NFC Wild Card Round in 2005).



# 2016 SEASON IN REVIEW

## REDSKINS REGULAR SEASON IN REVIEW (CONT.)

» The Redskins improved to 26-24 all-time in Saturday games, including postseason play.

» The win in Chicago marked Head Coach Jay Gruden's 21st victory with Washington, tying Bill McPeak for eighth in team history.

» In Week 17, the Redskins and Giants met for the 170th time, including postseason play. The Giants are the Redskins' most common opponent.

» The Redskins finished the season even in turnover differential. The Redskins have now had a turnover differential that is either even or positive in consecutive seasons (2015-16) for the first time since a three-year stretch from 1999-2001.

» Kicker Dustin Hopkins (Special Teams — September) and quarterback Kirk Cousins (Offense — November) each won an NFC Player of the Month award during the season. The selections marked the first time the Redskins had multiple players collect a Player of the Month award in a single season since Wilber Marshall (October) and wide receiver Gary Clark (November) both took home monthly honors in 1991.

» With Hopkins' and Cousins' selections, members of the Redskins have accounted for 15 Player of the Month awards all-time, including seven Offensive Player of the Month honors.

### TEAM OFFENSE

» The Redskins (6,454) broke the franchise record for total net yards in a single season, surpassing the previous team record of 6,253 set in 1989.

» The Redskins averaged 403.4 yards per game, becoming the first team in franchise history to average 400 yards per game.

» The Redskins ranked third in the NFL in total offense, the team's highest ranking in the category since a second-place finish in 1999.

» The Redskins (6.40) set a single-season team record for yards per play, surpassing the mark of 6.17 set in 2012. The team's 6.40 yards-per-play average ranked 11th by any team since the 1970 AFL-NFL merger.

» The Redskins threw for 4,758 net passing yards, breaking the mark of 4,349 set by the 1989 Redskins.

» The Redskins had the league's second-most prolific passing offense, the team's highest finish in passing yards per game since leading the league in the category in 1989.

» The Redskins 4,758 passing yards were the 20th-most in a season in NFL history.

» The Redskins (226) broke the team record for passing first downs in a single season (217 in 1989).

» The Redskins (407) broke the team record for completions in a single season (386 in 2015).

» The Redskins had eight players finish the season with at least 500 yards from scrimmage (DeSean Jackson, Pierre Garçon, Jamison Crowder, Rob Kelley, Chris Thompson, Jordan Reed, Vernon Davis and Matt Jones), tying the 2011 New Orleans Saints for the most in a single season in NFL history.

» The Redskins had six players record at least 40 receptions (Pierre Garçon, Jamison Crowder, Jordan Reed, DeSean Jackson, Chris Thompson and Vernon Davis), tied with the Saints for the most in the NFL in 2016.

» The Redskins had only six players record a rushing attempt during the season (Robert Kelley, Matt Jones, Chris Thompson, Kirk Cousins, Mack Brown and Jamison Crowder), the team's fewest since 1986 (five).

» The Redskins broke the team record for 500-yard games in a single season (three) and tied team records for 400-yard games (eight) and 300-yard games (15).

» The Redskins allowed 23 sacks, fourth-fewest in the NFL in 2016 and tied for the seventh-fewest in team history since the league adopted sacks as an official statistic in 1982. In two seasons

under Offensive Line Coach Bill Callahan, the Redskins allowed 50 total sacks across the 2015-16 seasons after allowing 58 sacks in the 2014 season alone.



» The Redskins finished fifth in the NFL in third down conversion percentage (45.2), the team's second consecutive year finishing No. 5 in the category. It marks the team's first time ranking in the Top 5 in third down percentage in consecutive seasons since a three-year stretch from 1990-92.

» The Redskins scored 132 of their 345 points in the fourth quarter, the team's second-most fourth-quarter points in records available dating back to 1991.

» In Week 1 vs. Pittsburgh, the Redskins held an opponent without a sack for the first time since Week 12 of the 2015 season vs. the New York Giants.

» In Week 2 vs. Dallas, the Redskins gained 432 yards of offense, reaching the 400-yard mark in a span of four of five regular season games, dating back to the 2015 season.

» The Redskins averaged 4.8 yards per carry, the team's highest single-game total since Week 10 of 2015 vs. New Orleans (6.7).

» With 403 net yards in Week 3 at the New York Giants, the Redskins set a team record by exceeding 350 yards of offense for a seventh consecutive regular season game, dating back to the 2015 season. The team's previous record of six consecutive games had been set across the 1988-89 and 2011-12 seasons.

» In a Week 4 win vs. Cleveland, the Redskins rushed for a then-season-high 145 yards on 26 rushing attempts.

» The Redskins broke 100 rushing yards for the first time in 2016 and the first time since Week 17 of the 2015 season at Dallas.

» The Redskins rushed for at least 80 yards for a third straight game for the first time since a four-game stretch in Weeks 1-4 of the 2015 season.

» The Redskins' 10 rushing first downs vs. Cleveland were the team's most since Week 10 of the 2015 season vs. New Orleans (10).

» In Week 6 vs. Philadelphia, the Redskins gained a then-season-high 493 yards, the team's most since accruing 510 yards vs. New Orleans in Week 10 of the 2015 season.

» The Redskins tallied 230 rushing yards, the team's largest rushing total since Week 17 of the 2012 season vs. Dallas (274).

» The Redskins averaged a season-high 6.97 yards per carry.

» The Redskins outgained the Eagles in the first half, 285-41. The 244-yard differential in the first half was the Redskins' largest in their favor in records available dating back to 1991.

» The Redskins rushed for 126 yards in the first half, the team's

# 2016 SEASON IN REVIEW

## REDSKINS REGULAR SEASON IN REVIEW (CONT.)

first 100-yard rushing performance in a first half since Week 10 of the 2015 season vs. New Orleans (122).

» The Redskins ran 39 consecutive plays from scrimmage across the second and third quarters without Philadelphia running an offensive play (excluding a Wentz kneelown to end the first half). According to the Elias Sports Bureau, it was the first such streak of 35-plus plays (excluding kneelowns) in the last 25 years. Prior to Sunday, the last such streak of 30-plus plays was a 34-play stretch by the Jacksonville Jaguars on Dec. 17, 2006.

» The game marked the second straight week in which the Redskins faced a defense ranked in the Top 2 in yards per game. The Ravens entered their Week 5 game against the Redskins as the No. 1 defense in the NFL; the Eagles entered Week 6 as the league's No. 2-ranked defense.

» In Week 7 at Detroit, the Redskins gained 413 yards of offense, exceeding 400 yards for a second straight game. It marked the second time in 2016 that the Redskins posted back-to-back 400-yard performances (Weeks 2-3).

» The Redskins gained 130 rushing yards in Detroit and posted consecutive 125-plus-yard rushing performances for the first time since Weeks 1-2 of the 2015 season.

» The Redskins recorded 26 first downs for a second straight game. It represented the first time the team has posted 26 or more first downs in consecutive games since Weeks 2-3 of the 2014 season.

» In Week 8 vs. Cincinnati in London, the Redskins recorded a season-high 546 yards of offense, the fourth-most by the team in records dating back to 1950. It was the team's largest offensive output since a 559-yard effort vs. Atlanta on Nov. 10, 1991.



» The game was the Redskins' 15th game with at least 500 yards of offense since the 1970 merger.

» The Redskins tied a team record by reaching 400 yards of offense for a third consecutive game. The franchise had previously accomplished the feat five times (1949, 1981-82, 1983, 2013 and 2015).

» The Redskins set NFL International Series records in total yards (546) and passing yards (446).

» The Redskins tallied 30 first downs, reaching the 30-first-down mark for the first time since Week 2 of the 2014 season vs. Jacksonville.

» The Redskins (30) and Bengals (35) combined for 65 total first downs, breaking the NFL record for combined first downs of 64, set previously by the Seahawks and Chiefs on Nov. 24, 2002. The total also shattered the Redskins' single-game record for combined first downs, set previously on Nov. 10, 1996 (57, Redskins and Cardinals).

» The Redskins (24) and Bengals (17) combined for 41 passing first downs, the most combined passing first downs in a single game

in Redskins history. The previous mark was 40 combined passing first downs between the Redskins and Texans on Sept. 19, 2010.

» The Redskins (4) and Bengals (8) also tied the Redskins' team record for most combined penalty first downs, matching the mark set by the Redskins and Cowboys on Dec. 26, 1993.

» The Redskins opened the game with a 15-play, 80-yard opening drive, the team's most plays in a touchdown drive in 2016. It marked the Redskins' first opening drive touchdown since Week 4 vs. Cleveland.

» In Week 10 vs. Minnesota, the Vikings entered the game as the league's top scoring defense, allowing an average of 15.8 points per game in their first eight contests. At the time, the Redskins' 26 points were the most scored by any opponent against the Vikings in 2016.

» In Weeks 8 and 10, the Redskins recorded touchdowns on their opening possession in consecutive games for the first time since Weeks 14-15 of the 2015 season. (The team had a bye in Week 9.)

» A touchdown pass to Vernon Davis in the second quarter was the culmination of a 91-yard drive, tying the Redskins' longest scoring drive of the season. The Redskins posted a 91-yard scoring drive in both Week 4 against Cleveland and Week 8 against Cincinnati and later in Week 16 at Chicago.

» In Week 11 vs. Green Bay, the Redskins' 42 points were the second-most by the team since the arrival of Head Coach Jay Gruden in 2014, trailing only a 47-point performance in Week 10 of the 2015 season vs. New Orleans.

» The 42 points were also the second-most scored by the Redskins in the 36-game all-time series between the Redskins and Packers, trailing a 47-point game on Oct. 17, 1983.

» The Redskins gained 515 yards of offense vs. Green Bay. It was the team's second 500-yard game of the season, temporarily tying the most 500-yard games in a single season in records dating back to 1950 (accomplished previously in 1950, 1981, 1989 and 1999).

» The 515 yards were the Redskins' most in a game that did not require overtime since a 559-yard effort in Week 11 of the 1991 season against Atlanta. (The Redskins recorded a 546-yard game in Week 8 in 2016, a game that required a full 15-minute overtime period.)

» The Redskins gained 151 rushing yards and rushed for 100 yards in five straight games for the first time since a five-game span across Weeks 15-17 of the 2014 season and Weeks 1-2 of the 2015 season.

» Against Green Bay, the Redskins finished with two 100-yard receivers (Pierre Garçon and Jamison Crowder) and a 100-yard rusher (Robert Kelley) in a single game for the first time since Sept. 12, 1999 vs. Dallas when receivers Michael Westbrook and Albert Connell and running back Stephen Davis accomplished the feat.

» Between Garçon (116) and Crowder (102), the Redskins featured two 100-yard receiving performances in a single game for the first time since Week 3 of the 2014 season (Garçon and DeSean Jackson at Philadelphia).

» In Week 12 at Dallas, the Redskins gained 505 yards of offense, recording 500 yards of offense in consecutive games for the first time in team history.

» The Redskins set a team record by recording their third 500-yard game of the season, passing the two 500-yard games recorded in each of the 1950, 1981, 1989 and 1999 seasons.

» The Redskins recorded their seventh 400-yard offensive output of the season, tying the 1983 and 1989 Redskins for the second-most in a season in team history.

» The Redskins concluded the first half in Dallas with an 11-play, 73-yard scoring drive culminating with a 20-yard field goal by kicker Dustin Hopkins. The Redskins started the drive with 1:45 remaining in the half, marking the first points the Redskins had scored this season on a drive beginning in the final two minutes of a half.

» In Weeks 11-12, the Redskins posted zero turnovers in consecutive games for the first time since Weeks 16-17 of the 2015 season.

# 2016 SEASON IN REVIEW

## REDSKINS REGULAR SEASON IN REVIEW (CONT.)

» The Redskins held the Cowboys without a sack, marking the Redskins' third sack-free game of the season and the team's first since Week 6 vs. Philadelphia.

» The Redskins gained 333 yards in Week 13 at Arizona, reaching 5,000 offensive yards for a 12th straight season. Only five other NFL teams entered 2016 with an active streak of 11 or more 5,000-yard seasons (Green Bay, New Orleans, New England, Philadelphia and Dallas).

» The 5,000-yard season posted by the 2016 Redskins was the 28th 5,000-yard season in team history.

» In Week 14 at Philadelphia, the Redskins had multiple players score rushing touchdowns of 20 yards or longer in a single game for the first time since Week 7 of the 1991 season vs. Cleveland (Ricky Ervins, 65; Earnest Byner, 21).

» The Redskins rushed for 107 yards and reached the 100-yard mark for the sixth time in a span of eight contests.

» The Redskins have now scored 27 or more points in five of their last six meetings with the Eagles.

» In Week 15 vs. Carolina, the Redskins gained 335 yards of offense, breaking a team record by exceeding 300 yards of offense in an 18th consecutive regular season game, dating back to 2015. The stretch surpassed the 17-game mark set across 1987-88 seasons.

» The Redskins broke 4,000 net passing yards during the contest and reached the 4,000-yard mark in three consecutive seasons for the first time in team history.

» In Week 16 at Chicago, the Redskins gained 478 net yards, including 270 passing yards and 208 rushing yards.

» With the performance, the Redskins (6,170) broke 6,000 net yards this season, reaching the mark for the fourth time in team history (1983, 1989 and 2012).

» The Redskins tied a team record with their eighth 400-yard game this season, matching the mark set by the 2013 squad.

» The Redskins recorded their second 200-yard rushing game, joining a 230-yard effort vs. Philadelphia in Week 6.

» The Redskins rushed for a season-high four touchdowns at Chicago, marking the team's first game with four rushing touchdowns since Week 9 of the 2013 season vs. San Diego.

» During the game, the Redskins broke the team record for net passing yardage in a single season (4,349 in 1989).

» The Redskins' 41 points at Chicago were one shy of their season high (42 vs. Green Bay) and marked the fourth 40-point performance of the Jay Gruden era.

» The Redskins held the Bears without a sack. The Bears had entered the day ranking fourth in the NFL with 37 sacks.

» The sack-free game at Chicago was the Redskins' fourth of the season, the team's most since 2006 (six).

» The Redskins gained 317 yards in the first half at Chicago, tied for the third-most by the team in records available dating back to 1991 and the team's most since a 394-yard first half vs. New Orleans in Week 10 of the 2015 season.

» The Redskins recorded a field goal on a nine-play, 88-yard drive that started at the Redskins' one-yard line in Week 16. It marked the Redskins' first scoring drive after starting at their own one-yard line since a touchdown drive vs. Chicago on Oct. 31, 1999.

» The Redskins opened a season with 15 consecutive 300-yard games for the second time in team history (1987).

» In Week 17, the Redskins gained 284 net yards against the Giants, snapping the team's franchise record of 19 consecutive 300-yard regular season games, dating back to 2015.

» With Pierre Garçon (1,041) and DeSean Jackson (1,005), the 2016 season marked the first time the Redskins featured multiple 1,000-yard receivers since 1999 (Albert Connell and Michael Westbrook).

» The Redskins (Garçon and Jackson) were one of four NFL teams with multiple 1,000-yard receivers in 2016, joining the Den-

ver Broncos (Emmanuel Sanders and Demaryius Thomas), New Orleans Saints (Brandin Cooks and Michael Thomas) and Oakland Raiders (Amari Cooper and Michael Crabtree).



### TEAM DEFENSE

» The Redskins recorded at least one sack in every game this season, the franchise's first such accomplishment since 2009. It marks the seventh time the team has accomplished the feat since sacks became an official statistic in 1982 (1982, 1983, 1985, 1986, 1996 and 2009).

» The Redskins finished the season with 38 sacks, the team's most since 2011 (41).

» The Redskins tied for ninth in the NFL in sacks, the team's best ranking in the category since tying for eighth in 2009.

» The Redskins had nine different players record at least one interception, the team's most since 2013 (11).

» In Week 2 vs. Dallas, the Redskins recorded four sacks. The team had registered four or more sacks in a span of four of their previous five regular season games, dating back to the 2015 season.

» The Redskins intercepted Giants quarterback Eli Manning twice in Week 3, giving the team five interceptions in a two-game span against Manning, dating back to 2015.

» The Redskins forced three fumbles in Week 3, marking Washington's first game with three forced fumbles since Week 16 at Philadelphia last season.

» The Redskins forced and recovered another two fumbles a week later in Week 4 vs. Cleveland.

» In Week 5 at Baltimore, the Redskins held the Ravens to 10 points, the fewest points allowed by the Redskins since Week 2 of the 2015 season vs. St. Louis (10).

» The Redskins recorded a takeaway in a seventh consecutive regular season game (dating back to 2015) for the first time since a 10-game stretch from Week 12 of the 2013 season through Week 4 of the 2014 season.

» In Week 6 vs. Philadelphia, the Redskins held the Eagles to 239 yards, the fewest allowed by the Redskins since holding St. Louis to 213 yards in Week 2 of the 2015 season. The Redskins also held the Eagles to 94 rushing yards, snapping a streak of five consecutive games allowing 100-plus rushing yards.

» In Weeks 4-6, the Redskins held three consecutive opponents to 20 or fewer points in a single season for the first time since Weeks 3-6 of the 2011 season.

» The Redskins held the Eagles without an offensive touchdown, the team's first such performance since Nov. 18, 2012 vs. Philadelphia.



# 2016 SEASON IN REVIEW

## REDSKINS REGULAR SEASON IN REVIEW (CONT.)

» The Redskins recorded a season-high five sacks vs. Philadelphia, the team's most since its last meeting with Philadelphia in Week 16 of the 2015 season.

» In Week 7 at Detroit, the Redskins allowed a one-yard touchdown run with 7:20 remaining in the third quarter, snapping a streak of nine consecutive quarters without allowing an offensive touchdown.

» Dating back to Week 5, the Redskins went 152:53 between offensive touchdowns allowed (55:13 at Baltimore, 60:00 vs. Philadelphia and 37:40 at Detroit).

» The touchdown in Detroit was also the first allowed by the Redskins in the second half of a game since Week 3 against the New York Giants.

» In Weeks 4-7, the Redskins held four straight opponents to 20 points or fewer for the first time since a five-game streak in Weeks 2-6 of the 2009 season.

» In Week 8 vs. Cincinnati in London, the Redskins held the Bengals to 82 yards in the first half, the Bengals' fewest yards in a first half in a span of 33 regular season games.

» In Week 10 vs. Minnesota, the Redskins recorded three sacks, including two on the game-clinching defensive stand. The Redskins' defense posted at least three sacks in five consecutive games for the first time since a six-game stretch in Weeks 4-10 of the 2009 season.

» The Redskins held the Vikings scoreless in the second half. It marked the second time the Redskins held an opponent scoreless in the second half of a game this season (Week 5 at Baltimore). It also represented the first time the Redskins had multiple second-half shutouts in a single season since 2011 (two).

» In Week 11 vs. Green Bay, the Redskins won their 350th home game all-time, including postseason play.

» The Redskins forced a three-and-out on the Packers' opening possession. Including a three-and-out to open the game against Minnesota in Week 10, the Redskins recorded three-and-outs on the first defensive possession of consecutive games for the first time since a three-game stretch in Weeks 6-8 of the 2010 season.

» The Redskins recorded three-and-outs on each of Green Bay's first three possessions, marking the first time the Redskins opened a game with three straight defensive three-and-outs since Week 2 of the 2014 season vs. Jacksonville.

» According to the NFL Media Research Group, the three consecutive three-and-outs by the Redskins' defense marked the first time a defense had forced three straight three-and-outs to open a game in the career of Packers quarterback Aaron Rodgers.



» In Week 14 at Philadelphia, the Redskins recorded four sacks and have notched at least four sacks in four consecutive games against the Eagles, dating back to 2015. It was the team's first such stretch in its series against Philadelphia since a five-game span across the 1989-91 seasons.

» In Week 16 at Chicago, the Redskins recorded five interceptions. The game marked the Redskins' first with multiple interceptions since Week 3 at the New York Giants.

» The Redskins' five interceptions at Chicago were the team's most since Nov. 29, 1992, vs. the Phoenix Cardinals (five).

» In the contest, the Redskins had multiple players (Bashaud Breeland and Josh Norman) record multiple interceptions in a single game for the first time in records available dating back to 1960.

» The Redskins forced a three-and-out on the Bears' first possession in Week 16. The Redskins forced three-and-outs on opening drives against all four NFC North opponents this season (Week 7 at Detroit, Week 10 vs. Minnesota, Week 11 vs. Green Bay and Week 16 at Chicago).

» In Week 17, the Redskins recorded a sack in a 24th consecutive regular season game, dating back to 2015. Washington's active streak entered the day ranking first in the NFC and second in the NFL (Cincinnati, 28).

» The 24-game regular season sack streak was the Redskins' first since a 30-game span across the 2008-10 seasons.

## INDIVIDUAL OFFENSE

» Running back **Mack Brown** recorded his first career rushing attempts in Week 16 at Chicago, gaining a team-high 82 yards on eight carries, including a 61-yard touchdown in the fourth quarter.

» With **Brown's** 61-yard run and running back Robert Kelley's 66-yard run against Green Bay in Week 11, the Redskins had multiple running backs record a 60-yard run in the same season for the first time in records available dating back to 1994.

» Quarterback **Kirk Cousins** completed 406-of-606 passes (67.0 percent) for 4,917 yards with 25 touchdowns and 12 interceptions for a passer rating of 97.2. He also added career highs in rushing attempts (34) and rushing yards (96) while adding four rushing touchdowns.

» **Cousins** finished the year with single-season team records in attempts (606), completions (406) and passing yards (4,917) and matched his team record for 300-yard passing games (seven). **Cousins'** also posted the third-highest completion percentage (67.0) and tied for the sixth-most passing touchdowns in a season in team history (25).

» **Cousins'** 4,917 passing yards ranked third in the NFL in 2016 and are the 15th-most in a season in NFL history.

» **Cousins** became the first Redskins quarterback to rank in the Top 3 in the NFL in passing yardage in a season since Jay Schroeder in 1986 (second).

» **Cousins** (307.3) became the first quarterback in team history to average 300 passing yards per game in a season, surpassing the previous team record for passing yards per game of 269.1, set by Mark Rypien in 1989.

» **Cousins** started 16 regular season games for a second straight season to join Jason Campbell (2008-09), Mark Rypien (1991-92) and Joe Theismann (1983-84) as the only quarterbacks in team history to start 16 games in back-to-back seasons.

» **Cousins** was named the NFC Offensive Player of the Month for November. In three games in November, Cousins completed 84-of-116 passes (72.4 percent) for 1,086 yards with eight touchdowns and no interceptions for a passer rating of 124.4. His 362.0 passing yards per game that month led all NFL quarterbacks.

» The Player of the Month honor was the second of **Cousins'** career, joining his selection in December 2015. He joined linebacker Wilber Marshall – who earned NFC Defensive Player of the Month honors in October 1991 and October 1992 – as the only players in

# 2016 SEASON IN REVIEW

## REDSKINS REGULAR SEASON IN REVIEW (CONT.)

team history to win multiple Player of the Month awards.

» In Week 1 vs. Pittsburgh, **Cousins** completed 30-of-43 passes for 329 yards.

» With the effort, **Cousins** moved past Jay Schroeder (7,445) for 11th-most career passing yards in franchise history.

» With an interception on his 21st pass attempt of the game, **Cousins** snapped a streak of 252 consecutive regular season pass attempts at FedExField without an interception, dating back to Week 1 of the 2015 season. The streak – which extended to 298 consecutive attempts when including postseason play – was the longest streak of consecutive home pass attempts without an interception in team history.

» The game was **Cousins'** first without a passing touchdown since assuming the starting role prior to the 2015 season. His streak of consecutive games with a touchdown pass ended at 17, including postseason play, the second-longest in team history (23, Sonny Jurgensen).

» In Week 2 vs. Dallas, **Cousins** completed 28-of-46 passes for 364 yards with one touchdown and one interception.

» In that game, **Cousins** tied Joe Theismann (14) for second-most 300-yard games in team history.

» The game snapped **Cousins'** streak of nine consecutive regular season games with a completion percentage of 65.0 or better, dating back to last season. The streak was tied for the second-longest in the NFL since 1960, trailing only Joe Montana (10 in 1989).

» With his Week 2 touchdown pass, **Cousins** tied Gus Frerotte (48) for eighth-most career touchdown passes in team history.

» With his seventh pass of the game, **Cousins** became the 12th quarterback in Redskins history to attempt 1,000 career passes with the team.

» During the game, **Cousins** surpassed Jay Schroeder (1,017) for 11th-most career pass attempts in team history.

» In Week 3 at the New York Giants, Cousins completed 21-of-35 passes for 296 yards with two touchdowns and no interceptions for a passer rating of 106.4.

» With the performance, **Cousins** reached 50 career touchdown passes, joining Sammy Baugh, Sonny Jurgensen, Joe Theismann, Billy Kilmer, Mark Rypien, Eddie LeBaron and Jason Campbell as the only quarterbacks in team history to throw 50 career touchdown passes.

» During the game, **Cousins** passed Gus Frerotte (48) for sole possession of eighth-most career touchdown passes in team history.

» With his third completion of the game, a 14-yard third down conversion to tight end Jordan Reed, **Cousins** surpassed Robert Griffin III (679) for eighth-most completions in team history.

» During the contest, **Cousins** passed No. 10 Eddie LeBaron (8,068) and No. 9 Griffin (8,097) for ninth on the team's career passing yardage list.

» The come-from-behind victory in the fourth quarter in Week 3 was the fourth of **Cousins'** career and his third as a starter. It was his first since Week 7 of the 2015 season vs. Tampa Bay.

» In Week 4 vs. Cleveland, **Cousins** completed 21-of-27 passes for 183 yards with three touchdowns.

» The come-from-behind fourth quarter victory was the second of the season for **Cousins** and the fifth of his career.

» During the contest, **Cousins** passed Norm Snead (8,306) for eighth-most career passing yards in Redskins history. He also passed Snead (1,092) for ninth on the team's all-time passing attempts list.

» In Week 5 at Baltimore, **Cousins** completed 29-of-41 passes for 260 yards with one touchdown and one interception.

» During the game, **Cousins** passed Eddie LeBaron (1,104) for eighth on the team's all-time passing attempts list. He also moved past Gus Frerotte (744) for seventh on the team's all-time completions list.

» In Week 6 vs. Philadelphia, **Cousins** completed 18-of-34 passes for 263 yards with two touchdowns and one interception.



» **Cousins** recorded his 56th career touchdown pass in Week 6, passing Jason Campbell (55) for seventh-most career passing touchdowns in team history.

» In Week 7 at Detroit, **Cousins** completed 30-of-39 passes for 301 yards with one passing touchdown and no interceptions. He finished the game with a passer rating of 106.9.

» **Cousins** also added three rushing attempts for 15 yards, including a career-long 19-yard touchdown run in the fourth quarter.

» The touchdown run was **Cousins'** first of the season and the sixth of his career.

» **Cousins** recorded his 15th career 300-yard passing game, including postseason play, to move past Joe Theismann (14) for sole possession of second-most in team history.

» In Week 8 vs. Cincinnati in London, **Cousins** completed 38-of-56 passes for 458 yards with two touchdowns and one interception.

» **Cousins'** 38 completions temporarily set a team record, surpassing the previous mark of 33 set by Cousins (Oct. 25, 2015) and Jason Campbell (Nov. 18, 2007).

» **Cousins'** career-high 458 passing yards were the second-most in a single game in team history, trailing only Brad Johnson's 471-yard performance on Dec. 26, 1999.

» **Cousins'** 56 attempts were a career-high and were the second-most all-time in a single game in team history (58, Jay Schroeder on Dec. 1, 1985).

» The game was the second 400-yard passing game of **Cousins'** career, temporarily tying him with Mark Rypien and Sonny Jurgensen for the most 400-yard passing games in team history.

» **Cousins'** pass attempts (56), completions (38) and passing yards (458) were all the most in Wembley Stadium history.

» With his fourth completion of the day, **Cousins** reached 800 career completions on a 17-yard pass to wide receiver Jamison Crowder.

» With a 33 yard touchdown pass to Crowder in the fourth quarter, **Cousins** tied Eddie LeBaron (59) for sixth-most passing touchdowns in team history.

» In Week 10 vs. Minnesota, **Cousins** completed 22-of-33 passes for 262 yards with two touchdowns and no interceptions. He finished the contest with a passer rating of 110.9.

» The passing touchdown in the first quarter was the 60th of **Cousins'** career. He joined Sammy Baugh, Sonny Jurgensen, Joe Theismann, Billy Kilmer and Mark Rypien as the only players to throw 60 touchdown passes with the Redskins.

» On a 38-yard touchdown pass to Vernon Davis in the second quarter, **Cousins** passed Gus Frerotte (9,769) for seventh-most

# 2016 SEASON IN REVIEW

## REDSKINS REGULAR SEASON IN REVIEW (CONT.)

passing yards in Redskins history.

» In a Week 11 win vs. Green Bay, **Cousins** completed 21-of-30 passes for 375 yards and tied his season-high with three touchdown passes and no interceptions.



» **Cousins** finished the game with a season-high 145.8 passer rating, surpassing his previous season-high of 116.5 in Week 4 vs. Cleveland.

» **Cousins** set a team record with his 17th career 300-yard passing game, including postseason play. Sixteen of his 17 career 300-yard games to that point had come in regular season play, passing Sonny Jurgensen for the most in team history.

» On a 70-yard touchdown pass in the fourth quarter to Pierre Garçon, **Cousins** became the sixth quarterback in team history to record back-to-back 3,000-yard passing seasons (Sonny Jurgensen, 1966-67; Joe Theismann, 1983-84; Mark Rypien, 1991-92; Jason Campbell, 2008-09; Robert Griffin III, 2012-13).

» On a 26-yard pass to tight end Jordan Reed in the second quarter, **Cousins** became the seventh quarterback to record 10,000 career passing yards with the Redskins, joining Joe Theismann, Sonny Jurgensen, Sammy Baugh, Mark Rypien, Billy Kilmer and Jason Campbell.

» In Week 12 at Dallas, **Cousins** completed 41-of-53 passes for 449 yards with three touchdowns and no interceptions. He finished the game with a passer rating of 120.7.

» **Cousins'** 41 completions eclipsed his previous career-high and team record of 38, set in Week 8 vs. Cincinnati. The 41 completions were tied for the seventh-most in a game since the 1970 merger.

» **Cousins'** performance made him only the fifth NFL quarterback to post 400-plus yards, at least three touchdowns and no interceptions in a game through the first 12 weeks of the season, joining Drew Brees (Sept. 11 vs. Oakland), Tom Brady (Oct. 9 vs. Cleveland), Derek Carr (Oct. 30 vs. Tampa Bay) and Ben Roethlisberger (Nov. 13 vs. Dallas).

» The 449 passing yards were the second-most in a game in **Cousins'** career, trailing only a 458-yard overtime game against Cincinnati in Week 8.

» **Cousins** claimed sole possession of the most career 400-yard passing games in team history with his third career 400-yard effort, passing Sonny Jurgensen and Mark Rypien (two each).

» With his second 400-yard passing game of the season, **Cousins** became the first player in team history to record multiple 400-yard passing games in a single season.

» With the effort, **Cousins** exceeded 350 passing yards in back-to-back games for the first time in his career. He became the first Redskins quarterback to accomplish the feat since Jay Schroeder in Weeks 8-9 of the 1986 season.

» **Cousins** threw three touchdown passes in consecutive games for the first time since a three-game stretch in Weeks 15-17 of the 2015 season.

» By reaching 20 passing touchdowns in 2016 during the contest, **Cousins'** 2015-16 seasons represented the fifth time in team history a quarterback had produced back-to-back 20-touchdown seasons (Joe Theismann in 1983-84, Sonny Jurgensen in 1966-67 and 1969-70, and Sammy Baugh in 1947-48).

» In Week 13 at Arizona, **Cousins** completed 21-of-37 passes for 271 yards with one touchdown and one interception.

» **Cousins** threw 36 consecutive pass attempts at Arizona without an interception until his 37th and final attempt of the game. The interception snapped a career-long streak of 187 consecutive pass attempts without an interception, dating back to Week 8 vs. Cincinnati in London.

» **Cousins'** 187 consecutive pass attempts without an interception surpassed Joe Theismann (162 in 1983) for the second-longest streak in team history, trailing only Jason Campbell's stretch of 271 passes without an interception across the 2007-08 campaigns.

» With the effort, **Cousins** (3,811) passed No. 9 Mark Rypien (3,564 in 1991), No. 8 Joe Theismann (3,568 in 1981), No. 7 Jason Campbell (3,618 in 2009), No. 6 Theismann (3,714 in 1983), No. 5 Sonny Jurgensen (3,747 in 1967) and No. 4 Rypien (3,768 in 1989) for fourth on the team's list for passing yardage in a single season.

» **Cousins** also passed Brad Johnson (316 in 1999) during the game for third-most completions in a single season in team history.

» On a 59-yard pass to wide receiver DeSean Jackson in the third quarter, **Cousins** surpassed Jason Campbell (10,860) for sixth on the Redskins' career passing yardage list.

» **Cousins** recorded his second rushing touchdown of the season on a one-yard plunge in the third quarter.

» In a Week 14 win at Philadelphia, **Cousins** completed 14-of-21 passes for 234 yards with two touchdowns and one interception for a passer rating of 116.0.

» **Cousins** helped engineer an eight-play, 77-yard game-winning touchdown drive, the sixth fourth-quarter come-from-behind win of his career.

» **Cousins** eclipsed 4,000 passing yards in 2016 during the contest, becoming the first player in team history with multiple 4,000-yard passing seasons (2015 and 2016).

» **Cousins** passed Brad Johnson (4,005 in 1999) for third-most passing yards in a single season in team history during the game.

» **Cousins** threw a touchdown pass in a 12th straight game to tie for the fifth-longest streak in team history.

» **Cousins** connected with wide receiver DeSean Jackson for an 80-yard touchdown in the third quarter, the longest by members of the Redskins since the duo connected for an 81-yard touchdown pass at Philadelphia in Week 3 of the 2014 season.

» With his eighth completion of the game, the 80-yard touchdown pass, **Cousins** moved past Jason Campbell (327 in 2009) for second-most completions in a single season in team history.

» With his last completion of the game, **Cousins** tied Billy Kilmer (953) for sixth-most career completions in team history.

» On a 15-yard touchdown pass to wide receiver Pierre Garçon in the third quarter, **Cousins** posted the fourth 4,000-yard passing season in team history, joining himself (4,166 in 2015), Jay Schroeder (4,109 in 1986) and Brad Johnson (4,005 in 1999).

» In Week 15 vs. Carolina, **Cousins** completed 32-of-47 passes for 315 yards.

» On a 17-yard third down conversion to wide receiver DeSean Jackson, **Cousins** broke his own team record for passing yards in a single season of 4,166, set in 2015.

» With the effort, **Cousins** tied his team record (seven in 2015) for 300-yard passing games in a single season.

» **Cousins** added to his existing team record for career 300-yard passing games with his 19th career 300-yard game, including

# 2016 SEASON IN REVIEW

## REDSKINS REGULAR SEASON IN REVIEW (CONT.)

18 in regular season play.

» **Cousins** was held without a touchdown pass vs. Carolina, snapping a streak of 12 consecutive games with a touchdown pass, tied for the fifth-longest in team history. It was only the second time in Cousins' 30 regular season games since assuming the starting role in 2015 that he had been held without a touchdown pass in a game.

» In Week 16 at Chicago, **Cousins** completed 18-of-29 passes for 270 yards with one touchdown and no interceptions for a passer rating of 104.1. He also set career highs in rushing yards (30) and rushing touchdowns (two) on a career-high-tying five rushing attempts.

» **Cousins** threw a touchdown pass in his 18th consecutive road game, tying Joe Theismann for the longest streak of road games with a passing touchdown (18 from 1982-85).

» **Cousins** scored his third rushing touchdown of the season on a nine-yard run at Chicago and added his fourth on a one-yard plunge in the third quarter.

» With the two rushing touchdowns at Chicago, **Cousins** tied Sammy Baugh (nine) for the third-most career rushing touchdowns by a Redskins quarterback.

» The performance by **Cousins** at Chicago marked the first time a Redskins quarterback has rushed for two touchdowns in a game since Robert Griffin III in Week 6 of the 2012 season vs. Minnesota.

» **Cousins** became the second quarterback in NFL history to record 4,000 passing yards and four rushing touchdowns in consecutive seasons (Aaron Rodgers, 2008-09).

» On his 14th completion of the game at Chicago, a 13-yard third down conversion to tight end Vernon Davis, **Cousins** (384) eclipsed his own team record for completions in a single season (379 in 2015).

» On his 15th completion of the game at Chicago, **Cousins** became the sixth player in team history to record 1,000 career completions with the team.

» With his second pass of the game at Chicago, **Cousins** broke his own single-season team record for passing attempts in a single season (543 in 2015).

» **Cousins** threw his 1,500th career pass attempt on a 57-yard completion to DeSean Jackson in Week 16, becoming the seventh player to attempt 1,500 passes with the Redskins.

» In Week 17 vs. New York, **Cousins** completed 22-of-35 passes for 287 yards with one touchdown and two interceptions.

» On a one-yard touchdown pass in the fourth quarter, **Cousins** registered the seventh 25-touchdown passing season in team history, joining Sonny Jurgensen (31 in 1967), himself (29 in 2015), Joe Theismann (29 in 1983), Jurgensen (28 in 1966), Mark Rypien (28 in 1991) and Sammy Baugh (25 in 1947).

» Wide receiver **Jamison Crowder** played in all 16 games and recorded career highs in receptions (67), receiving yards (847) and receiving touchdowns (seven) in 2016.

» **Crowder** led the Redskins in receiving touchdowns, becoming the first member of the Redskins to lead the team in that category within the first two years of an NFL career since Fred Davis in 2009.

» Despite being the 14th receiver selected in the 2015 NFL Draft, **Crowder's** 126 career receptions at the conclusion of the 2016 season are the third-most of any player selected that year.

» In Week 2 vs. Dallas, **Crowder** recorded his first receiving touchdown of the season on an 11-yard pass from Kirk Cousins in the third quarter.

» In Week 3 at the New York Giants, **Crowder** scored his second touchdown of the season on a career-long 55-yard touchdown reception in the third quarter.

» With the score, **Crowder** posted touchdowns in consecutive games for the first time in his career.

» In Week 6 vs. Philadelphia, **Crowder** set a new single-season career-high with his third receiving touchdown of the season on a

16-yard pass from Cousins.

» In Week 7 at Detroit, **Crowder** recorded seven receptions for a season-high 108 yards.

» The 100-yard receiving performance was the second of **Crowder's** career and his first since Week 17 of the 2015 season.

» In Week 8 vs. Cincinnati in London, **Crowder** caught a career-high nine receptions for 107 yards with one touchdown, his third career 100-yard receiving game.



» **Crowder** became the first member of the Redskins with consecutive 100-yard receiving games since DeSean Jackson in Weeks 8-9 of the 2014 season.

» **Crowder** scored on a 33-yard touchdown pass from Cousins in the fourth quarter.

» The touchdown by **Crowder** was his fourth of the season and the 100th touchdown in the history of the NFL International Series in London.

» **Crowder** recorded four receptions for 37 yards in a Week 10 win vs. Minnesota.

» With his first reception – a four-yard touchdown reception – **Crowder** became the sixth member of the Redskins to record 100 receptions across the first two seasons of an NFL career (Gary Clark, Rod Gardner, Art Monk, Charlie Brown and Chris Cooley). **Crowder** accomplished the feat in his 25th game, becoming the third-fastest in team history to catch 100 passes in the first two seasons of an NFL career (Brown, 21; Clark, 22).

» In Week 11 vs. Green Bay, **Crowder** gained 102 yards on three receptions, including a 44-yard touchdown.

» The 100-yard game was **Crowder's** third of the season and the fourth of his career.

» **Crowder's** 34.0-yard receiving average during the game set a career high and was the best by a member of the Redskins with at least three receptions since Matt Jones in Week 10 of the 2015 season (43.7).

» A 44-yard touchdown in Week 11 was the second-longest receiving touchdown of **Crowder's** career, trailing a 55-yard receiving touchdown in Week 3 at New York. It was the third-longest total touchdown of his career, including an 85-yard punt return touchdown in Week 5 at Baltimore.

» **Crowder** became the first member of the Redskins to record at least six receiving touchdowns in a season within the first two years of a career since Fred Davis in 2009 (six in his second NFL season).

» With the touchdown, **Crowder** became the first Redskins player to record a receiving touchdown in three consecutive games since Pierre Garçon in 2015 (Weeks 15-17).

» **Crowder** recorded a 38-yard reception in Week 12 at Dallas. Including 44- and 53-yard receptions against the Packers a week

# 2016 SEASON IN REVIEW

## REDSKINS REGULAR SEASON IN REVIEW (CONT.)

earlier, Crowder recorded a reception of 35 or more yards in back-to-back games for the first time in his career.

» In Week 13 at Arizona, **Crowder** caught a 26-yard touchdown pass from Cousins in the third quarter.

» **Crowder** became the first member of the Redskins to post seven receiving touchdowns in a season within the first two years of an NFL career since Chris Cooley (seven in 2005).

» **Crowder** finished the game with three receptions for 42 yards with the touchdown. With the effort, Crowder moved past No. 3 Art Monk (114) on the Redskins' list of receptions across a player's first two NFL seasons.

» In Week 14 at Philadelphia, **Crowder** recorded two catches for 37 yards. He recorded his 60th reception of the season with his second catch of the day, surpassing his single-season career high of 59 receptions set in 2015.

» During the contest, **Crowder** (119) moved past Rod Gardner (117) for sole possession of second-most receptions by a member of the Redskins during a player's first two NFL seasons.

» Tight end **Vernon Davis** played in 16 games with 14 starts in his first season in Washington, recording 44 receptions for 583 yards with two receiving touchdowns. His reception and yardage totals represented his most since the 2013 season with San Francisco.



» **Davis** recorded his first catch as a member of the Redskins in Week 1 vs. Pittsburgh, gaining 20 yards on a pass from Cousins.

» In Week 2 vs. Dallas, **Davis** played in his 150th career regular season game.

» **Davis** gained 32 yards on a third-quarter reception vs. Dallas, his longest reception since Week 2 of the 2015 season as a member of the San Francisco 49ers.

» In Week 6 vs. Philadelphia, **Davis** recorded his first receiving touchdown as a member of the Redskins — the 56th of his career — on a 13-yard pass from Cousins.

» The touchdown was **Davis'** first since Week 1 of the 2014 season as a member of the San Francisco 49ers.

» **Davis** later added a 37-yard reception in the fourth quarter, his longest since a 43-yard catch in Week 2 of the 2015 season with the 49ers.

» On a 22-yard reception in Week 7 at Detroit, **Davis** became the 13th tight end in NFL history to record 6,000 career receiving yards.

» **Davis** finished the game with then-season highs in receptions (six) and receiving yards (79). His 79 receiving yards were his most since Week 15 of the 2013 season as a member of the San Francisco 49ers (79).

» In Week 8 vs. Cincinnati in London, **Davis** contributed five receptions for a season-high 93 yards.

» During the contest, **Davis** passed Jeremy Shockey (6,143) for 12th-most receiving yards by a tight end in NFL history.

» **Davis** recorded a season-long 44-yard reception in the second quarter. It was his longest catch since a 52-yard touchdown reception in Week 15 of the 2013 season as a member of the San Francisco 49ers.

» In Week 10 vs. Minnesota, **Davis** scored on a 38-yard touchdown pass from Cousins in the second quarter. The 38-yard touchdown was **Davis'** longest scoring play since a 52-yard touchdown reception in Week 15 of the 2013 season as a member of the San Francisco 49ers.

» In Week 13 at Arizona, **Davis** started his 150th career regular season game and recorded five receptions for 47 yards.

» During the contest, **Davis** passed Steve Jordan (6,307) for 11th-most receiving yards by a tight end in NFL history.

» In Week 14 at Philadelphia, **Davis** caught one pass, tying Steve Jordan (498) for 14th on the NFL's list of career receptions by a tight end.

» In Week 15 vs. Carolina, **Davis** caught four passes for 23 yards. On his second reception of the game, an 11-yard gain, **Davis** became the 12th tight end in NFL history to record 500 career receptions.

» During the contest, **Davis** (502) passed Ben Coates and Todd Heap (499 each) for 12th on the NFL's list of career receptions by a tight end.

» In Week 17, **Davis** caught two passes for 49 yards vs. the Giants. On his second reception of the game, he tied Dallas Clark and Frank Wycheck (505) for 10th on the NFL's list of career receptions by a tight end.

» In Week 1 vs. Pittsburgh, wide receiver **Josh Doctson** made his NFL debut. He recorded his first NFL catch in the fourth quarter, gaining nine yards on a pass from Cousins.

» In Week 2 vs. Dallas, **Doctson** recorded a 57-yard reception in the fourth quarter, the longest reception by a Redskins rookie wide receiver since Rod Gardner's 57-yard reception on Dec. 16, 2001.

» Wide receiver **Pierre Garçon** started all 16 games and recorded 79 receptions for 1,041 receiving yards with three receiving touchdowns.

» **Garçon** led the Redskins in receptions (79) and receiving yards (1,041) in 2016. It was his third season leading the team in receptions (2013, 2014 and 2016) and his third leading the team in receiving yards (2012, 2013, 2016).

» The 1,000-yard receiving season was the second of **Garçon's** career and his first since 2013 with Washington.

» Along with DeSean Jackson, **Garçon** joined Gary Clark (five), Art Monk (five), Santana Moss (three), Henry Ellard (three), Ricky Sanders (two) and Bobby Mitchell (two) as the only players with multiple 1,000-yard receiving seasons in team history.

» **Garçon** recorded his 100th career regular season start in Week 1 vs. Pittsburgh.

» **Garçon** recorded his first touchdown reception of the season on a 21-yard pass from Cousins in Week 5 at Baltimore.

» The receiving touchdown was the 35th of **Garçon's** career and his 19th as a member of the Redskins. With the score, he tied Charlie Brown and Clint Didier for 15th-most receiving touchdowns in team history.

» In a Week 6 win vs. Philadelphia, **Garçon** posted a then-season-high in receiving yards (77) on six receptions.

» In Week 10 vs. Minnesota, **Garçon** led the Redskins in receptions (six) and receiving yards (81).

» During the contest, **Garçon** passed Henry Ellard (3,930) for 11th-most receiving yards in team history.

» In Week 11 vs. Green Bay, **Garçon** recorded a season-high 116 yards on six receptions with one touchdown.

# 2016 SEASON IN REVIEW

## REDSKINS REGULAR SEASON IN REVIEW (CONT.)

» The game was the 15th 100-yard game of **Garçon's** career and his first since Week 3 of the 2014 season at Philadelphia.

» In the fourth quarter, **Garçon** recorded a 70-yard touchdown reception on a pass from Cousins. With the touchdown, Garçon became the 15th player in Redskins history to post 20 touchdown receptions with the team.



» The 70-yard touchdown pass to **Garçon** was the Redskins' longest play from scrimmage through 11 games, surpassing a 57-yard reception by Josh Doctson in Week 2 and a 57-yard rush by Matt Jones in Week 4.

» The 70-yard touchdown was tied for the third-longest in **Garçon's** career and his longest since a 70-yard touchdown vs. Tennessee in Week 7 of the 2014 season.

» With his second reception of the game, a 17-yard gain in the first quarter, **Garçon** became the 11th player to record 4,000 receiving yards with the Redskins.

» In Week 13 at Arizona, **Garçon** recorded a season-high seven receptions for 78 yards.

» In a Week 14 win at Philadelphia, **Garçon** brought in a 15-yard touchdown pass from Cousins, his third of the season and the 37th of his career.

» The receiving touchdown was **Garçon's** 21st as a member of the Redskins, tying him with Jean Fugett (21) for 12th-most career receiving touchdowns in team history.

» During the contest, **Garçon** passed Michael Westbrook (4,280) for 10th-most career receiving yards in team history.

» In Week 15 vs. Carolina, **Garçon** extended his streak of consecutive regular season games played with a reception to 100, the fifth-longest active streak in the NFL.

» **Garçon** tied for the team lead with a season-high-tying seven receptions, gaining 78 yards.

» With his first reception of the game, **Garçon** tied Art Monk (four, 1988-91) for the most consecutive 65-catch seasons in team history.

» In Week 17 vs. New York, **Garçon** caught four passes for a team-high 96 yards.

» During the contest, **Garçon** reached 1,000 receiving yards for the season for the second time in his career.

» **Garçon** extended his streak of consecutive regular season games played with a reception to 102, the fifth-longest active streak in the NFL as of the end of the 2016 regular season (Larry Fitzgerald, 194; Brandon Marshall, 159; Steve Smith Sr., 142; Michael Crabtree, 110). Seventy-four of the games in Garçon's streak have come with Washington, the third-longest streak by a member of the Redskins since the 1970 merger.

» Wide receiver **Maurice Harris** made his NFL debut at Detroit

in Week 7 after being promoted to the team's active roster from the practice squad on Oct. 21.

» In Week 10 vs. Minnesota, **Harris** recorded his first career reception in the second quarter, catching an eight-yard pass from Cousins on third-and-six. Harris finished the contest with three receptions for 28 yards.

» Wide receiver **DeSean Jackson** appeared in 15 games (all starts) and caught 56 passes for 1,005 yards with four receiving touchdowns.

» Along with Pierre Garçon, **Jackson** joined Gary Clark (five), Art Monk (five), Santana Moss (three), Henry Ellard (three), Ricky Sanders (two) and Bobby Mitchell (two) as the only players with multiple 1,000-yard receiving seasons in team history.

» **Jackson** led all qualified NFL receivers with a 17.9 yards-per-reception average, marking the second time in the last three seasons that Jackson has led the NFL in that category (No. 1 with 20.9 in 2014).

» **Jackson** became the first member of the Redskins in franchise history to lead the NFL in yards per reception average in multiple seasons (2014 and 2016).

» In Week 1 against Pittsburgh, **Jackson** finished the game with six receptions for a team-high 102 yards, a 17.0-yard average.

» The 100-yard receiving game was the 28th of **Jackson's** career and his eighth as a member of the Redskins.

» **Jackson** led the Redskins with 96 receiving yards on a team-high-tying five receptions with one touchdown in a Week 3 win at the New York Giants.

» **Jackson** hauled in a Cousins pass for a 44-yard touchdown in the second quarter. On the play, Jackson surpassed 8,000 career receiving yards in regular season play. He became the ninth active player to reach the mark, joining Andre Johnson, Steve Smith Sr., Larry Fitzgerald, Anquan Boldin, Brandon Marshall, Jason Witten, Antonio Gates and Vincent Jackson.

» The touchdown was **Jackson's** ninth career total touchdown against the Giants (six via reception, one via rush, two via return), the second-most by any active player (13, Jason Witten).

» The touchdown was **Jackson's** 29th total touchdown (rushing, receiving and return) of 40 yards or more since entering the NFL in 2008. No other NFL player entered the day with more than 18 in that timeframe.

» In Week 11 vs. Green Bay, **Jackson** opened the scoring on a 17-yard touchdown from Cousins.

» The 17-yard touchdown was the second-shortest score of **Jackson's** then-12 receiving touchdowns as a member of the Redskins. The only touchdown of Jackson's Redskins tenure shorter than the 17-yarder was a 13-yard touchdown reception at Minnesota in Week 9 of the 2014 season. Chronologically, Jackson had receiving touchdowns of 81, 60, 64, 13, 42, 69, 56, 63, 28, 77, 44 and 17 yards with Washington at that point.

» In Week 12 at Dallas, **Jackson** caught a 67-yard touchdown pass from Cousins in the fourth quarter.

» **Jackson** caught a touchdown pass in consecutive games for the first time since a three-game stretch in Weeks 11-13 of the 2015 season.

» The touchdown was **Jackson's** 21st career total touchdown of 60 yards or more, temporarily tying Devin Hester for second-most total touchdowns of 60 yards or more in NFL history.

» The 67-yard reception was a then-season long for **Jackson** and his longest since a 77-yard touchdown vs. Buffalo in Week 15 of the 2015 season.

» **Jackson** finished the game with a season-high 118 yards on four receptions, including the touchdown.

» The 100-yard receiving game was the 29th of **Jackson's** career. It was Jackson's ninth career 100-yard game as a member of the Redskins, tying Garçon for 10th most in team history.

» In Week 13 at Arizona, **Jackson** recorded a 59-yard reception

# 2016 SEASON IN REVIEW

## REDSKINS REGULAR SEASON IN REVIEW (CONT.)

in the third quarter and recorded a 50-yard catch in back-to-back games for the first time since Weeks 11-12 of the 2015 season.

» The 50-yard reception was the 35th of **Jackson's** career, the most by any NFL player since Jackson entered the league in 2008.

» In Week 14 at Philadelphia, **Jackson** hauled in an 80-yard touchdown from Cousins.

» The touchdown was **Jackson's** 22nd career 60-plus-yard touchdown, moving past Devin Hester (21) for sole possession of second-most total touchdowns of 60 yards or more in NFL history and one shy of tying Jerry Rice (23) for the most in NFL history.

» The touchdown was also **Jackson's** 26th career 50-plus-yard touchdown, tying Steve Smith, Sr. (26) for fourth in total touchdowns of 50 yards or more in the NFL since the 1970 merger.

» The pass from Cousins to **Jackson** was the longest by members of the Redskins since the duo connected for an 81-yard touchdown pass at Philadelphia in Week 3 of the 2014 season.

» In Weeks 12-14, **Jackson** recorded a reception of 50 yards or more in three consecutive games for the first time since Weeks 6-8 of the 2009 season as a member of the Philadelphia Eagles.

» **Jackson** finished the game with three receptions for 102 yards with the touchdown.

» **Jackson** recorded his 10th 100-yard receiving game as a member of the Redskins that day, tying Henry Ellard (10) for ninth-most in team history.

» In Week 15 vs. Carolina, **Jackson** led the Redskins with 111 yards on a season-high seven receptions.

» **Jackson** recorded his 11th 100-yard receiving game with the Redskins, tying Ricky Sanders for eighth-most in team history.

» **Jackson** recorded back-to-back 100-yard receiving games for the first time since Weeks 8-9 of the 2014 season.

» In Week 16 at Chicago, **Jackson** led the Redskins in receptions (five) and receiving yards (114).

» **Jackson** recorded his 12th 100-yard receiving game with the Redskins at Chicago to tie Michael Westbrook (12) for seventh-most in team history.

» With the 100-yard day in Chicago, **Jackson** tied the Redskins' team record by recording three consecutive 100-yard receiving games for the first time in his career. Prior to Jackson, the feat had been accomplished most recently by Santana Moss in Weeks 5-7 of the 2005 season.



» In Week 17 vs. New York, **Jackson** caught two passes for 34 yards. With the performance, he posted the fifth 1,000-yard season of his career, including his second with Washington (2014).

» Running back **Matt Jones** started all seven games in which he appeared and finished the season with 99 carries for 460 yards and three rushing touchdowns in addition to eight receptions for 73 receiving yards.

» In Week 2 vs. Dallas, **Jones** recorded his first rushing touchdown of the season, the fourth of his career, on a 14-yard run in the second quarter. It was his first since Week 5 of the 2015 season at Atlanta.

» In Week 4 vs. Cleveland, **Jones** recorded a season-high 22 rushing attempts for a then-season-high 117 rushing yards and added his second rushing touchdown of the season.

» The 100-yard rushing performance was the second of **Jones'** career and his first since Week 2 of the 2015 season against the Rams.

» In a Week 6 win vs. Philadelphia, **Jones** recorded a career-high 135 yards on 16 carries with one touchdown.

» **Jones** tied his single-season career high (three in 2015) with his third rushing touchdown of the season on a one-yard touchdown run in the second quarter.

» **Jones'** 135 rushing yards were the most by a member of the Redskins since Alfred Morris posted 139 yards at Minnesota on Nov. 7, 2013.

» **Jones** sealed the victory with a career-long 57-yard run on the game's final drive.

» Running back **Robert Kelley** finished the season as the team's leader in rushing attempts (168), rushing yards (704) and rushing touchdowns (six).

» **Kelley** also added 12 receptions for 82 yards with a receiving touchdown in 15 games played with nine starts.

» **Kelley's** rookie season marked the third time in the last six seasons that a rookie has led the Redskins in rushing, joining Roy Helu Jr. in 2011 and Alfred Morris in 2012.

» **Kelley** gained 59 rushing yards in Week 6 vs. Philadelphia, recording a then-career-long 45-yard run in the second quarter. It was the Redskins' longest run of the season until Jones' 57-yarder later in the game.

» **Kelley's** 45-yard run was the longest by a Redskins' rookie since Robert Griffin III's 46-yard run against the New York Giants on Dec. 3, 2012.

» In Week 7 at Detroit, **Kelley** scored his first career touchdown on a one-yard reception in the fourth quarter.

» **Kelley** became the first Redskins rookie back to score his first career touchdown via reception since fullback Darrel Young vs. Philadelphia on Nov. 15, 2010.

» In Week 8 vs. Cincinnati in London, **Kelley** recorded his first career rushing touchdown on a four-yard touchdown run on the team's opening drive.

» **Kelley** recorded then-career highs in rushing attempts (21), rushing yards (87) and rushing touchdowns (one).

» In Week 10 vs. Minnesota, **Kelley** recorded then-career highs with 22 rushing attempts for 97 rushing yards, surpassing previous career highs set in the team's contest against Cincinnati in Week 8.

» In Week 11 vs. Green Bay, **Kelley** recorded career highs in rushing attempts (24), rushing yards (137) and tied a team record with three rushing touchdowns.

» **Kelley's** performance marked the 25th time a member of the Redskins has recorded three rushing touchdowns in a single game and the first since Darrel Young on Nov. 3, 2013.

» **Kelley** became the first Redskins rookie to rush for three touchdowns since Alfred Morris on Dec. 30, 2012.

» **Kelley** recorded his second rushing touchdown of the season on a 10-yard run in the second quarter. He later added touchdown runs of one yard and four yards in the fourth quarter.

» **Kelley's** final touchdown of the game was set up by a 66-yard run, the team's longest run from scrimmage since a 76-yard rush

# 2016 SEASON IN REVIEW

## REDSKINS REGULAR SEASON IN REVIEW (CONT.)

by Robert Griffin III on Oct. 14, 2012. It also marked the longest run by a Redskins rookie since that same Griffin run.

» **Kelley's** 100-yard rushing game was the first of his career. According to Kelley, it was his first 100-yard rushing performance since high school.



» In Week 14 at Philadelphia, **Kelley** led the Redskins with 16 rushing attempts for 63 yards with one rushing touchdown.

» **Kelley** scored on a 22-yard rushing touchdown in the second quarter, the fifth rushing touchdown of his rookie season.

» **Kelley's** 22-yard rushing touchdown was the longest rushing touchdown by the member of the Redskins since a 39-yard touchdown run by Matt Jones in Week 2 of the 2015 season vs. St. Louis.

» In Week 15 vs. Carolina, **Kelley** recorded his sixth rushing touchdown of the season on a five-yard touchdown run in the second quarter, tying Andy Farkas (six in 1938) for fifth-most by a rookie in franchise history.

» With the score, **Kelley** recorded a rushing touchdown in consecutive games for the first time in his career.

» **Kelley** posted season highs in receptions (four) and receiving yards (47) in the game. He recorded a then-career-long 17-yard reception in the second quarter and then set a new long with a 22-yard reception later on the drive.

» Guard **Arie Kouandjio** recorded his first career NFL start in Week 4 vs. Cleveland and added another in Week 14 at Philadelphia.

» Center **Spencer Long** appeared in a career high 15 games and made 12 starts.

» **Long**, who started 13 games at left guard in 2015, made his first career start at center in Week 4 vs. Cleveland.

» Tackle **Morgan Moses** started all 16 games for a second straight season. The duo of Morgan Moses and Brandon Scherff have started every game on the right side of the Redskins' offensive line since the beginning of the 2015 season.

» Tackle **Ty Nsekhe** recorded career highs in games played (16) and starts (four).

» In Week 2 vs. Dallas, tight end **Niles Paul** recorded a 16-yard catch, his first reception since Week 17 of the 2014 season after spending the entire 2015 season on the team's Reserve/Injured list.

» Tight end **Jordan Reed** caught 66 passes for 686 yards with six receiving touchdowns while appearing in 12 games with eight starts.

» **Reed** earned the first Pro Bowl selection of his career, the first by a Redskins tight end since Chris Cooley in 2008. Reed joined Cooley (2007-08), Stephen Alexander (2000), Jean Fugett (1977)

and Jerry Smith (1967 and 1969) as the only Redskins tight ends to earn Pro Bowl honors since the game's inception in 1950.

» The season was **Reed's** third consecutive with at least 50 receptions, the second-longest streak by a tight end in team history (four, Chris Cooley from 2005-08).

» With a 25-yard gain on his first reception vs. Dallas in Week 2, **Reed** became the sixth tight end in Redskins history to surpass 2,000 career receiving yards with the team, joining Jerry Smith, Chris Cooley, Bill Anderson, Don Warren and Fred Davis.

» **Reed** recorded a then-season-high nine receptions for 73 yards with a season-high two receiving touchdowns in Week 4 vs. Cleveland.

» **Reed** recorded his 200th career regular season reception on his second catch of the game, an eight-yard touchdown pass from Cousins.

» During the contest, **Reed** became the fastest tight end in NFL history to reach 200 career receptions, reaching the milestone in 38 career games. He surpassed the mark set by Pro Football Hall of Famer Kellen Winslow, who did so in 39 career games.

» **Reed** joined Chris Cooley, Jerry Smith and Don Warren as the only tight ends in team history with 200 career receptions.

» With the performance, **Reed** pulled into sole possession of fifth-most receiving touchdowns by a tight end in Redskins history (16).

» **Reed** scored a 23-yard touchdown in Week 8 vs. Cincinnati in London.

» The 23-yard touchdown was the longest scoring play of **Reed's** career, surpassing a 22-yard touchdown catch at Philadelphia in Week 16 of the 2015 season.

» **Reed** finished the contest with nine receptions and a season-high 99 receiving yards.

» In Week 11 vs. Green Bay, **Reed** finished with five receptions for 79 yards.

» With the effort, **Reed** passed Rod Gardner (227) for 15th on the Redskins' all-time receptions list.

» In Week 12 at Dallas, **Reed** gained 95 yards on a season-high 10 receptions with two receiving touchdowns.

» During the contest, **Reed** passed Don Warren (2,536) for fourth-most career receiving yards by a tight end in team history.

» With the two touchdowns, **Reed** tied Clint Didier (19) for fourth-most by a tight end in Redskins history.

» **Reed** also surpassed Brian Mitchell (232) and Larry Brown (238) for 13th on the Redskins' all-time receptions list.

» The game was **Reed's** sixth of his career with multiple receiving touchdowns, tying Santana Moss for sixth-most by a member of the Redskins since 1960.

» **Reed** became only the third member of the Redskins since 1991 to record two receiving touchdowns in the fourth quarter of a game, joining Santana Moss (Sept. 19, 2005 at Dallas) and Leonard Hankerson (Sept. 9, 2013 vs. Philadelphia).

» In Week 14 at Philadelphia, **Reed** tied Brian Mitchell (232) for 14th on the Redskins' all-time receptions list. He surpassed Mitchell with a reception a week later vs. Carolina.

» In Week 17 vs. New York, **Reed** caught five passes for 40 yards with one touchdown.

» With his second reception of the game vs. the Giants, **Reed** moved past Don Warren (244) in team history for third-most career receptions by a tight end (12th-most career receptions by a player of any position).

» On a one-yard touchdown reception in the fourth quarter, **Reed** recorded his 20th career touchdown reception, becoming the 16th player in team history to record 20 touchdown receptions with the Redskins.

» On the play, **Reed** surpassed Clint Didier (19) for sole possession of fourth-most receiving touchdowns by a tight end in Red-



# 2016 SEASON IN REVIEW

## REDSKINS REGULAR SEASON IN REVIEW (CONT.)

skins history.

» Guard **Brandon Scherff** earned the first Pro Bowl selection of his career and the first by an interior Redskins lineman since guard Tré Johnson's selection in 1999. Including both Scherff and tackle Trent Williams, 2016 marked the first season in which the Redskins had multiple offensive linemen selected to the Pro Bowl in the same season since 1991 (tackle Jim Lachey and guard Mark Schlereth).



» **Scherff** started all 16 games, joining Chris Samuels (2000-01) and Jon Jansen (1999-2000) as the only Redskins offensive linemen to open their careers by starting 16 games in each of their first two NFL seasons.

» Running back **Chris Thompson** played a career-high 16 games and finished the season with 356 rushing yards on 68 carries and 49 receptions for 349 receiving yards, all career highs.

» **Thompson** recorded career highs in total touchdowns (five) and rushing touchdowns (three) and matched his career high in receiving touchdowns (two).

» **Thompson** became the first member of the Redskins to record at least 325 rushing yards and 325 receiving yards in a single season since Roy Helu Jr. in 2011. It was the 25th such campaign by a member of the Redskins all-time.

» **Thompson** was one of only two players in the NFL to record at least 60 carries, 40 receptions and 15 kickoff returns in 2016 (Green Bay's Ty Montgomery).

» **Thompson** recorded his first career rushing touchdown on a one-yard run in Week 1 vs. Pittsburgh.

» In a Week 4 win vs. Cleveland, **Thompson** recorded his fourth career touchdown reception on a five-yard pass from Cousins in the fourth quarter.

» **Thompson** posted season highs with 12 rushing attempts for 73 yards in addition to a season-high seven receptions for 40 yards in Week 7 at Detroit.

» In Week 13 at Arizona, **Thompson** recorded a 21-yard reception in the second quarter, his longest since a 38-yard catch vs. Dallas in Week 2.

» In a Week 14 win at Philadelphia, **Thompson** scored the game-winning touchdown on a 25-yard run in the game's final two minutes.

» Per the Elias Sports Bureau, **Thompson's** 25-yard game-winning touchdown run was the longest game-winning touchdown run inside of the two-minute warning in team history, surpassing a five-yard game-winning run by Larry Brown against the New York Giants in 1972.

» In Week 16 at Chicago, **Thompson** recorded the first multi-touchdown game of his career, rushing three times for 20 yards with a rushing touchdown and catching one pass for a 17-yard touchdown reception.

» **Thompson** recorded his third rushing touchdown of the season on a seven-yard run in the first quarter at Chicago. He added his second receiving touchdown of the season on 17-yard catch and run later in the quarter.

» **Thompson** became the first member of the Redskins to score a rushing touchdown and a receiving touchdown in the same quarter since Kelvin Bryant in the second quarter at Dallas on Oct. 9, 1988.

» In Week 17 vs. New York, **Thompson** led the Redskins with six receptions, gaining 37 yards.

» Tackle **Trent Williams** started all 12 games in which he appeared.

» **Williams** earned his fifth consecutive Pro Bowl selection since 2012. His selection was the 18th by a Redskins offensive tackle since the 1970 AFL-NFL merger, including selections by Chris Samuels (2001-02, 05-08), Jim Lachey (1990-91), Mark May (1988) and Joe Jacoby (1983-86). Between Williams and Samuels, Redskins left tackles have been selected to nine of the last 12 Pro Bowls.

## INDIVIDUAL DEFENSE

» Defensive end **Chris Baker** started a career-high 16 games, recording 47 tackles (29 solo), 3.5 sacks, two forced fumbles and a career-high two passes defended, according to STATS, LLC.

» In a Week 3 win at the New York Giants, **Baker** recorded his first sack and first forced fumble of the season in the second quarter. The sack was Baker's first since Week 17 of the 2015 season at Dallas.

» The forced fumble was **Baker's** fourth of his career and his first since Week 13 of the 2015 season vs. Dallas.

» In Week 8 vs. Cincinnati in London, **Baker** recorded his second sack of the season.

» **Baker** also recorded a forced fumble of Andy Dalton late in overtime to stall the Bengals' final drive.

» Safety **Will Blackmon** appeared in 15 games for Washington for a second straight season, starting six in his transition from cornerback to safety and recording 39 tackles (23 solo), 0.5 sacks, an interception and a forced fumble, according to STATS, LLC.

» **Blackmon** registered his ninth career forced fumble in the second quarter of a Week 3 win at the New York Giants, his first of the season and his fourth as a member of the Redskins.

» **Blackmon** recorded his first interception of the season – the fourth of his career – in Week 16 at Chicago.

» **Blackmon** returned the interception a career-long 79 yards, the Redskins' longest interception since a 92-yard return by DeAngelo Hall in a game also played against the Bears at Soldier Field on Oct. 24, 2010.

» Cornerback **Bashaud Breeland** started all 14 games in which he appeared, recording 71 tackles (60 solo) – according to STATS, LLC – one sack, two forced fumbles, 11 passes defended and a career-high and team-lead-tying three interceptions.

» **Breeland** became the first member of the Redskins since Fred Smoot (2001-03) to open a career with multiple interceptions in three straight seasons.

» In Week 1 vs. Pittsburgh, **Breeland** recorded the Redskins' first interception of the season in the first quarter. The interception was the fifth of his career and his first since Week 6 of the 2015 season.

» In Week 13 at Arizona, **Breeland** forced a fumble in the first quarter, his first forced fumble of the season and the sixth forced fumble of his career.

» In Week 15 vs. Carolina, **Breeland** recorded three passes defended, a season high.

» In Week 16 at Chicago, **Breeland** recorded his first career multi-interception game, picking off Bears quarterback Matt Barkley twice.

» In Week 2 vs. Dallas, safety **David Bruton Jr.** recorded his sec-

# 2016 SEASON IN REVIEW

## REDSKINS REGULAR SEASON IN REVIEW (CONT.)

ond career sack – his first as a member of the Redskins – in the fourth quarter.

» Rookie **Su'a Cravens** appeared in 11 games with three starts, contributing 33 tackles (23 solo), one sack, one interception and five passes defensed, according to STATS, LLC.

» **Cravens** made his NFL debut vs. Pittsburgh in Week 1. At 21 years and 67 days old, he became the second-youngest player to play in a season opener for the Redskins (Tom Carter, 21 years and one day in 1993), according to Pro Football Reference.

» **Cravens** sealed Washington's victory at the New York Giants in Week 3 with his first career interception in the fourth quarter.

» At 21 years and 80 days old, **Cravens** became the youngest member of the Redskins to record an interception since Tom Carter on Nov. 14, 1993 (21 years, 70 days), according to Pro Football Reference.

» In Week 8 vs. Cincinnati in London, **Cravens** recorded his first career sack in the fourth quarter.

» Linebacker **Will Compton** started all 15 games in which he appeared, a career high. He finished the season with a career-high 104 tackles (60 solo), one interception, one forced fumble and two fumble recoveries, according to STATS, LLC.

» In Week 4 vs. Cleveland, linebacker **Compton** recorded his first career forced fumble, stripping Browns fullback Malcolm Johnson.

» **Compton** later recorded his second career fumble recovery in the game, falling on a fumble registered by defensive lineman Ziggy Hood.

» In Week 8 vs. Cincinnati in London, **Compton** recorded his first interception of the season. It marked his second career pick and his first since Week 17 of the 2015 season at Dallas. His interception snapped a streak of 165 consecutive pass attempts without an interception for Bengals quarterback Andy Dalton.

» **Compton** recorded his second fumble recovery of the season in the fourth quarter of a Week 11 victory vs. Green Bay.

» Cornerback **Quinton Dunbar** posted career highs in games played (14), starts (two), tackles (25, including 23 solo), sacks (one) and fumble recoveries (one) while matching his career high in interceptions (one).

» In Week 3 at the New York Giants, **Dunbar** recorded his first interception of the season – second of his career -- in the fourth quarter. It was his second career interception, with both career interceptions coming off of Giants quarterback Eli Manning.

» Including a 31-yard reception in the game (see "Special Teams"), **Dunbar** became the first member of the Redskins to record a reception and an interception in the same game since cornerback Champ Bailey on Dec. 24, 2000, vs. Arizona.

» In Week 4 vs. Cleveland, **Dunbar** recovered a fumble forced by Compton.

» In Week 13 at Arizona, **Dunbar** tied his career high with two passes defensed.

» Safety **Deshazor Everett** played in all 16 games for the first time in his career.

» In Week 14 at Philadelphia, **Everett** played his first defensive snaps of the season and recorded his first career interception, picking off Eagles quarterback Carson Wentz in the end zone in the first quarter.

» Linebacker **Mason Foster** played in all 16 games with 13 starts and led the Redskins with 123 total tackles (88 solo). He also added one sack, one forced fumble and three passes defensed, all according to STATS, LLC.

» **Foster** recorded at least 10 tackles in five games. He entered the 2016 season with five 10-tackle games in his previous five NFL seasons.

» In Week 1 vs. Pittsburgh, **Foster** was credited with a then-career-high 14 tackles, including two for loss.

» In Week 17 vs. the Giants, **Foster** recorded a career-high 17 total tackles (15 solo). His 17 tackles were the most credited by the

NFL to a member of the Redskins in a single game since Oct. 7, 2012 (20, London Fletcher).

» In Week 4 vs. Cleveland, cornerback **Kendall Fuller** made his NFL debut. He was the fourth Fuller brother to play in the NFL, joining his older brothers Vincent, Corey and Kyle. The Fullers joined the Browns – Ross, Jim, Joey and Keith – as only the second set of four brothers to all play in the NFL.

» Linebacker **Terence Garvin** split a sack in Week 5 at Baltimore. The half-sack was the first of Garvin's career.

» In Week 2 vs. Dallas, safety **DeAngelo Hall** played in his 100th career regular season game with the Redskins, joining Darrell Green (295), Brig Owens (158), Pat Fischer (126), Ken Houston (112), Mark Murphy (109), Reed Doughty (107), Fred Smoot (101) and Todd Bowles (100) as the only defensive backs to play 100 regular season games for the team.

» In Week 2 vs. Dallas, defensive end **Ziggy Hood** played in his 100th career regular season game.

» **Hood** registered his first career forced fumble in Week 4 vs. Cleveland.

» In a Week 5 win at Baltimore, **Hood** recorded his first sack as a member of the Redskins, dropping Ravens quarterback Joe Flacco for an eight-yard loss in the second quarter. The sack was Hood's first since Week 6 of the 2014 season as a member of the Jacksonville Jaguars.

» Defensive end **Ricky Jean Francois** played in his 100th career regular season game at Detroit in Week 7.

» Defensive lineman **Cullen Jenkins** made his Redskins debut in Week 2 vs. Dallas and appeared in 15 games for Washington in 2016.

» **Jenkins** played in his 175th career regular season game in Week 7 at Detroit.

» In Week 14 at Philadelphia, **Jenkins** split a sack with Chris Baker, his first half-sack of the season.

» With a nine-yard sack of Giants quarterback Eli Manning in Week 17, **Jenkins** recorded his first full sack as a member of the Redskins, pushing his career total to 49.0.

» Linebacker **Ryan Kerrigan** started all 16 games for a sixth straight season and contributed 33 tackles (26 solo), 11.0 sacks, two passes defensed and two forced fumbles.



» **Kerrigan** earned his second Pro Bowl selection of his career and his first since 2012. His selection marked the sixth time in the last eight years that a Redskins linebacker has earned Pro Bowl honors.

» **Kerrigan** pushed his streak of consecutive regular season games started to 96, the second-longest active streak among active NFL linebackers. Kerrigan has not missed a start in his NFL career.

# 2016 SEASON IN REVIEW

## REDSKINS REGULAR SEASON IN REVIEW (CONT.)

» **Kerrigan** became the first member of the Redskins to start all 16 games in each of the first six seasons of an NFL career since the adoption of the 16-game schedule in 1978. (Note: Jon Jansen started all 16 games in the first six seasons in which he played from 1999-2005 but missed the 2004 season with an injury).

» **Kerrigan's** 11.0 sacks were tied for fifth-most in the NFC and tied for eighth-most in the NFL. It was his second time finishing in the Top 10 in the NFL in sacks in the last three seasons (2014).

» **Kerrigan** recorded his first sack and forced fumble of the season in the first quarter against the Steelers in Week 1.

» **Kerrigan** combined for a sack on the first drive of the game vs. Dallas in Week 2, bringing his career sack total to 49.0.

» In Week 5 at Baltimore, **Kerrigan** recorded a sack on the final play of the first half. The sack was the 50th of his career, allowing Kerrigan to become the third player in team history to reach 50 career sacks since the NFL adopted sacks as an official statistic in 1982 (Dexter Manley and Charles Mann).

» In Week 6 vs. Philadelphia, **Kerrigan** recorded 2.5 sacks, marking his ninth career multi-sack game and his first multi-sack game since Week 12 of the 2015 season against the New York Giants.

» In Week 8 vs. Cincinnati in London, **Kerrigan** added a sack and recorded a sack in four consecutive games for the first time since a five-game stretch in Weeks 12-16 of the 2014 season.

» With a second-quarter sack in week 11 vs. Green Bay, **Kerrigan** pushed his season sack total to 8.0, joining Jared Allen, Derrick Thomas, DeMarcus Ware and Reggie White as the only players to register at least 7.5 sacks in each of the first six seasons of an NFL career since the NFL adopted sacks as an official statistic in 1982.

» In Week 12 at Dallas, Kerrigan pushed his season sack total to 9.0 with a sack in the second quarter. He entered the game one sack shy of the league lead (10.0, three players tied).

» In Week 13 at Arizona, **Kerrigan** recorded his 10th sack of the season to become the fifth member of the Redskins to post multiple 10-sack seasons since the NFL adopted sacks as an official statistic in 1982 (Dexter Manley, 4; Charles Mann, 4; Andre Carter, 2; Brian Orakpo, 2).

» In Week 14 at Philadelphia, **Kerrigan** helped the Redskins seal a victory with a sack and forced fumble on the Eagles' final drive.

» The sack gave **Kerrigan** a sack in four consecutive games for the second time in 2015 (Weeks 5-8).

» Defensive end **Anthony Lanier II** made his NFL debut in week 8 vs. Cincinnati and recorded a fumble recovery on the Bengals' final drive of overtime.

» Linebacker **Trent Murphy** appeared in all 16 games for a second consecutive season and posted career highs in tackles (46, including 28 solo), sacks (9.0) and forced fumbles (three), according to STATS, LLC. He also added a pass defended and a fumble recovery.

» In Week 2 vs. Dallas, **Murphy** recorded a sack in the third and fourth quarters, giving him the first multi-sack game of his career (2.0).

» In Week 3 at the New York Giants, **Murphy** recorded a strip-sack of Eli Manning in the third quarter. He recorded sacks in consecutive games for the third time in his career and posted a forced fumble in back-to-back contests for the first time since Weeks 11-12 of the 2014 season.

» **Murphy** posted a sack in Week 4 vs. Cleveland, giving him a sack in three consecutive games for the first time in his career. The sack was Murphy's career-high fourth of the season, surpassing his career high of 3.5 set in the 2015 season.

» In Week 7 at Detroit, **Murphy** added to his single-season career-high with his sixth sack of the season. He also forced his third fumble of the season on the play.

» With the sack in Detroit, **Murphy** posted at least a half-sack in six consecutive games for the first time in his career. He became the first Redskin to record at least half a sack in six consecutive

games since Marco Coleman in Weeks 1-6 of the 2000 season.

» In the fourth quarter of a win vs. Minnesota in Week 10, **Murphy** added to his single-season career-high with his seventh sack of the season.

» In Week 14 at Philadelphia, **Murphy** recovered a fumble caused by Ryan Kerrigan, the first recovery of the season and fourth career recovery for Murphy.

» Cornerback **Josh Norman** started all 16 games in his first season with the Redskins, recording a career-high 67 tackles (52 solo), and contributing 19 passes defended, three interceptions and two forced fumbles, according to STATS, LLC. His three interceptions tied with Bashaud Breeland for the team lead.

» **Norman's** 19 passes defended were tied for fifth in the NFL in 2016.

» In Week 1 vs. Pittsburgh, **Norman** made his Redskins debut and recorded his 11th career game with multiple passes defended (two).

» In Week 2 vs. Dallas, **Norman** recorded a forced fumble in the third quarter on running back Ezekiel Elliott, the fifth of his career and his first as a member of the Redskins.

» **Norman** recorded three passes defended in the game, tying his career-high set previously on Oct. 4, 2015, as a member of the Carolina Panthers.

» In Week 4 vs. Cleveland, **Norman** recorded his first interception as a member of the Redskins, picking off Browns quarterback Cody Kessler in the fourth quarter.



» In Week 8 vs. Cincinnati in London, **Norman** tied his season-high with three passes defended.

» In Week 11 vs. Green Bay, **Norman** forced a fumble of Packers tight end Jared Cook in the fourth quarter – his second forced fumble of the season.

» In Week 16 at Chicago, **Norman** recorded his second and third interceptions of the season. The multi-interception game was the second of his career and pushed his career interceptions total to 10.

» In Week 2 vs. Dallas, cornerback **Dashaun Phillips** recovered an Ezekiel Elliott fumble, the first fumble recovery of Phillips' career.

» Linebacker **Preston Smith** started all 16 games for Washington, recording career highs in 38 tackles (22 solo) and interceptions (one) while adding 4.5 sacks and three passes defended, according to STATS, LLC.

» In a Week 10 win vs. Minnesota, **Smith** tallied four tackles (two solo), two sacks and an interception.

» Since the NFL adopted sacks as an official statistic in 1982, **Smith** became only the fourth member of the Redskins to record two sacks and an interception in a single game, joining Marcus Washington (Dec. 18, 2005 vs. Dallas), Shawn Springs (Dec. 26,

# 2016 SEASON IN REVIEW

## REDSKINS REGULAR SEASON IN REVIEW (CONT.)

2004 at Dallas) and Monte Coleman (Dec. 19, 1993 vs. Atlanta.).

» **Smith's** interception of Vikings quarterback Sam Bradford in the fourth quarter represented the first interception of Smith's career.

» **Smith** recorded a sack in the first quarter and later clinched the victory with a sack on the game's final play from scrimmage (excluding a kneelown). The sacks pushed his career total at the time to 11.5, 6.0 of which had been registered against Bradford.

» In Week 11 vs. Green Bay, linebacker **Martrell Spaight** recorded his first career interception in the fourth quarter, picking off Packers quarterback Brett Hundley.

» In Week 15 vs. Carolina, **Spaight** made his first career start, recording a team high-tying 13 tackles (nine solo).

» In the second quarter of a Week 3 win at the New York Giants, cornerback **Greg Toler** recovered a fumble, his second career fumble recovery and his first since Sept. 19, 2010, as a member of the Arizona Cardinals.

» Safety **Donte Whitner Sr.** made his Redskins debut in Week 5 at Baltimore and appeared in 11 games with nine starts.

» **Whitner** played in his 150th career regular season game in Week 8 vs. Cincinnati in London.

### SPECIAL TEAMS

» The Redskins made 34 field goals, breaking the team record of 33, set in 1983.

» The Redskins tied for fourth in the NFL in made field goals (34), the team's highest ranking since tying for the league lead in 1992.

» The Redskins' 138 kicking points (combined field goals and PATs) were the third-most in the NFL in 2016 and third-most in a season in franchise history.

» The Redskins finished the season with an 11.9-yard punt return average, fourth-best in the NFL. The Redskins finished in the Top 5 in punt return average for the first time since leading the league in the category in 1995.

» The Redskins punted only 49 times, the team's fewest in a season since the adoption of the 16-game schedule in 1978.

» The Redskins had only four touchbacks on 49 punts, the team's fewest punting touchbacks since 2012 (three).

» The Redskins recorded a team-record 65 touchbacks on 92 kickoffs, breaking the mark of 53, set in 2015.

» The Redskins ranked fourth in the NFL in kickoff touchback percentage (70.7).

» Kicker **Dustin Hopkins** went 34-for-42 on field goals and 36-for-39 on PATs in 2016. Hopkins' 34 field goals broke the team record of 33 field goals made by Mark Moseley during the 1983 season.



» **Hopkins'** 138 points in 2016 ranked fourth on the franchise's single-season scoring list.

» **Hopkins** recorded 65 touchbacks on 90 kickoffs, finishing fifth in the NFL with a 72.2 touchback percentage.

» **Hopkins** was named the NFC Special Teams Player of the Month for September.

» In September, **Hopkins** opened the 2016 season converting 11-for-11 field goal attempts. Hopkins led the NFL in scoring in the month with 38 points, averaging 12.7 points per game.

» The Player of the Month honor was the first of **Hopkins'** career. Members of the Redskins have accounted for 14 Player of the Month awards all-time, including three Special Teams Player of the Month honors.

» **Hopkins** joined Pat Eilers (September 1993) and Matt Turk (October 1997) as the only players in team history to earn NFC Special Teams Player of the Month.

» **Hopkins** kicked three or more field goals in six games in 2016, tying Graham Gano (six in 2011) for second-most three-field-goal games in a season in team history.

» Punt returner **Jamison Crowder** returned 27 punts for 328 yards (12.1 avg.) with one touchdown.

» **Crowder's** 12.1-yard punt return average was the best by a member of the Redskins since 2001 (12.5, Eric Metcalf).

» **Crowder's** fourth-place ranking in the NFL in punt return average was the best by a member of the Redskins since Brian Mitchell's second-place finish in 1995.

» Punter **Tress Way** averaged 45.1 yards on 49 punts with a net average of 38.9 yards per punt.

» **Way's** 49 punts were the fewest among all punters to have punted in all 16 games in a season in team history.

» In Week 1 vs. Pittsburgh, **Will Blackmon** recorded a 29-yard kickoff return in the third quarter, his first kickoff return since Dec. 11, 2011, as a member of the New York Giants.

» In Week 2 vs. Dallas, **Crowder** recorded a then-career-long 21-yard punt return in the second quarter, eclipsing his 17-yard return vs. Pittsburgh in week 1.

» In Weeks 1-2, Hopkins converted 3-of-3 field goal attempts in each game. It marked the first time in his career he recorded consecutive three-field goal performances.

» In Week 3 at the New York Giants, the Redskins converted a fourth-and-four in the third quarter on a 31-yard pass from **Way** to cornerback **Quinton Dunbar**. It was the first completion and reception of their respective careers.

» The fake punt was the Redskins' first successful fake kick of any kind since Week 10 of the 2009 season vs. Denver, when punter Hunter Smith connected with fullback Mike Sellers for a 35-yard touchdown.

» In Week 3, **Hopkins** tied a team record for field goals in a single game by converting 5-of-5 field goal attempts. Hopkins became the first member of the Redskins to record five field goals in a game since Shaun Suisham on Nov. 4, 2007.

» **Hopkins'** five field goals surpassed his previous career-high of four, set in Week 10 of the 2015 season vs. New Orleans.

» **Hopkins'** performance earned him NFC Special Teams Player of the Week honors for the first time in his career. The honor is the first of Hopkins' career and the 15th NFC Special Teams Player of the Week honor awarded to a member of the Redskins since the award's inception in 1984.

» **Crowder** recorded a then-career-long 50-yard punt return in Week 3 vs. the Giants. It was the longest punt return by a member of the Redskins since Richard Crawford's 64-yard return on Dec. 9, 2012 vs. Baltimore, a span of 54 regular season games.

» In Week 5 at Baltimore, the game marked the first time the Redskins had recorded a 70-plus-yard punt return and a 40-plus-yard kickoff return in a single game since Oct. 27, 1996 vs. Indianapolis (Brian Mitchell, 43-yard kickoff return and 71-yard punt return).

# 2016 SEASON IN REVIEW

## REDSKINS REGULAR SEASON IN REVIEW (CONT.)

» **Crowder** scored his first career punt return for touchdown at Baltimore, covering 85 yards on the play.

» **Crowder's** punt return for touchdown was the Redskins' first since Oct. 26, 2008, when Santana Moss returned a punt 80 yards for a touchdown at Detroit.



» **Crowder's** touchdown snapped a streak of 124 regular season games without a punt return for touchdown for the Redskins, which had been the longest active streak in the NFL.

» The 85-yard return by **Crowder** was the longest by a member of the Redskins since an 87-yard return for touchdown by Antwaan Randle El at Indianapolis on Oct. 22, 2006.

» The 85-yard return was a career-long for **Crowder**, surpassing a 50-yard return against the New York Giants in Week 3.

» At 23 years and 114 days old, **Crowder** became the youngest member of the Redskins to return a punt for a touchdown since Brian Mitchell (23 years, 35 days) at Cincinnati on Sept. 22, 1991, according to records provided by Pro Football Reference.

» **Blackmon** tied a career long with a 45-yard kickoff return at Baltimore, matching his 45-yard return vs. Atlanta on Oct. 5, 2008, as a member of the Green Bay Packers.

» At Baltimore, **Hopkins'** first field goal attempt of a career-long 56 yards fell short, concluding his career-long streak of 16 consecutive successful field goal attempts in regular season play, dating back to the 2015 season.

» In Week 6 vs. Philadelphia, **Way** punted four times for a total of 211 yards, an season-high average of 52.8 yards per punt

» In Week 7 at Detroit, **Blackmon** recorded a 16-yard punt return, his first as a member of the Redskins and his longest since Dec. 11, 2011, as a member of the New York Giants.

» In Week 8 vs. Cincinnati in London, wide receiver **Maurice Harris** gained 17 yards on his first career kickoff return.

» Running back **Chris Thompson** tied a then-career-high with three kickoff returns in London, gaining 53 yards. He later surpassed both marks with four returns for 85 yards at Philadelphia in Week 14.

» In Week 10 vs. Minnesota, **Hopkins** converted 4-of-4 field goal attempts and 2-of-2 PATs. In the process, he became the 29th player in team history to record 200 career points with the Redskins.

» With his second field goal of the day, **Hopkins** (47) passed Scott Blanton (44) for 10th-most career field goals in franchise history.

» **Hopkins** kicked a 50-yard field goal in the fourth quarter vs. Minnesota. It was his fourth career field goal of 50 yards or longer, tying him with Graham Gano and John Hall for fourth-most in team history.

» That day, **Hopkins** recorded at least four field goals in a game for the third time in his career, joining Mark Moseley (nine), Curt Knight (eight), Chip Lohmiller (eight), Shaun Suisham (four) and Graham Gano (three) as the only players to record at least three games with four-plus field goals.

» In Week 12 at Dallas, **Hopkins** scored eight points in the contest to post the 26th 100-point season in team history. He became the first member of the Redskins to accomplish the feat in consecutive seasons since Graham Gano in 2010-11.

» In Week 13 at Arizona, **Hopkins** went 3-for-3 on field goal attempts and passed Brett Conway (52) for ninth on the team's all-time career field goals list.

» With a 47-yard field goal in the second quarter, his 26th field goal of the season, **Hopkins** surpassed his previous single-season career high of 25 made field goals from the 2015 season.

» **Hopkins** hit a season-long 53-yard field goal in the fourth quarter at Arizona, surpassing 50-yard field goals against Philadelphia in Week 6 and Minnesota in Week 10.

» The 53-yard field goal was the second-longest of **Hopkins'** career, trailing a 54-yarder at Atlanta during the 2015 season.

» The 53-yard field goal was **Hopkins'** career-high third field goal of 50 yards or more this season, tying Brett Conway (1999) and Chip Lohmiller (1990) for fourth-most in a season in team history.

» **Hopkins** tied with Conway (five) for third-most career 50-yard field goals in team history.

» In Week 14 at Philadelphia, **Hopkins** had a streak of 15 consecutive games with a field goal snapped. Hopkins was one game shy of tying Mark Moseley (16 consecutive games across the 1976-77 seasons) for the second-longest streak in team history.

» In Week 15 vs. Carolina, **Hopkins** entered the Top 10 in points in a single season in franchise history (including both kickers and position players).

» In the game, **Hopkins** tied John Hall (237) for seventh on the franchise's list of career points by a kicker.

» On a 43-yard field goal in the first quarter, **Hopkins** broke his single-season career high for points (114 in 2015).

» With a 26-yard field goal in the fourth quarter, **Hopkins** passed Sam Baker and John Hall (54 each) for seventh on the team's all-time made field goals list.

» Cornerback **Bashaud Breeland** recorded his first career kickoff return in Week 16 at Chicago, gaining 18 yards.

» Linebacker **Preston Smith** blocked a 22-yard field goal attempt by Chicago in Week 16.

» The field goal block was the first of **Smith's** career and the Redskins' first since Nov. 4, 2012 (DeAngelo Hall vs. Carolina).

» In Week 16 at Chicago, **Hopkins** converted 2-of-2 field goal attempts and four PATs. With his second field goal, a 20-yarder in the fourth quarter, Hopkins tied Mark Moseley's record (33 in 1983) for the most field goals in a single season in team history.

» With 11 points at Chicago, **Hopkins** (134) passed No. 6 Terry Allen (126 in 1996), No. 5 Chip Lohmiller (128 in 1989) and No. 4 Lohmiller (131 in 1990) on the franchise's single-season scoring list.

» On a 32-yard field goal in Week 17, **Hopkins** (34) broke Mark Moseley's record (33 in 1983) for the most field goals in a single season in team history.

» With the field goal, **Hopkins** (252) became the 18th player in Redskins history (including both kickers and position players) to record 250 career points.

» The field goal also tied **Hopkins** with Graham Gano (59) for sixth-most career field goals made in Redskins history.

» **Way** punted a season-high seven times for an average of 49.7 yards in Week 17 vs. New York.

# 2016 SEASON IN REVIEW

## RECORDS SET OR TIED IN 2016

### NFL RECORDS

#### Most First Downs, Both Teams, Game

New Record: 65 Redskins vs. Bengals (10/30/16)  
Old Record: 64 Seahawks vs. Chiefs (11/24/02)

#### Most Players, 500+ Scrimmage Yards, Season

New Record: 8\* 2016 Redskins  
Old Record: 8 2011 Saints

### REDSKINS TEAM RECORDS

#### Most Field Goals, Season

New Record: 34 2016 Redskins  
Old Record: 33 1983 Redskins

#### Most Field Goals, Game

New Record: 5\* vs. New York Giants (09/25/16)  
Old Record: 5 Multiple times

#### Most First Downs, Both Teams, Game

New Record: 65 vs. Bengals (10/30/16)  
Old Record: 57 vs. Cardinals (11/10/96)

#### Most First Downs, Passing, Season

New Record: 226 2016 Redskins  
Old Record: 217 1989 Redskins

#### Most First Downs, Passing, Both Teams, Game

New Record: 41 vs. Bengals (10/30/16)  
Old Record: 40 vs. Texans (09/10/10)

#### Most First Downs, Penalty, Both Teams, Game

New Record: 12\* vs. Bengals (10/30/16)  
Old Record: 12 vs. Cowboys (12/26/93)

#### Most Yards Gained, Season

New Record: 6,454 2016 Redskins  
Old Record: 6,253 1989 Redskins

#### Most Yards Gained, Per-Game Average, Season

New Record: 403.4 2016 Redskins  
Old Record: 390.8 1989 Redskins

#### Most Games, 500 or More Yards Gained

New Record: 3 2016 Redskins  
Old Record: 2 Multiple times (Last: 1999)

#### Most Games, 400 or More Yards Gained

New Record: 8\* 2016 Redskins  
Old Record: 8 2013 Redskins

#### Most Games, 300 or More Yards Gained

New Record: 15\* 2016 Redskins  
Old Record: 15 2012 Redskins  
1987 Redskins

#### Most Consecutive Games, 500 or More Yards Gained

New Record: 2 2016 Redskins (Weeks 11-12)  
Old Record: 1 Multiple times

#### Most Consecutive Games, 400 or More Yards Gained

New Record: 3\* 2016 Redskins (Weeks 6-8)  
Old Record: 3 Multiple times (Last: 2015)

#### Most Consecutive Games, 300 or More Yards Gained

New Record: 19 2015-16 Redskins  
Old Record: 17 1987-88 Redskins

#### Most Yards Per Play, Season

New Record: 6.40 2016 Redskins  
Old Record: 6.17 2012 Redskins

#### Most Passes Completed, Season

New Record: 407 2016 Redskins  
Old Record: 386 2015 Redskins

#### Most Net Yards Gained, Passing, Season

New Record: 4,758 2016 Redskins  
Old Record: 4,349 1989 Redskins

#### Most Touchdowns, Punt Returns, Game

New Record: 1\* vs. Ravens (10/09/16)  
Old Record: 1 Multiple times

#### Fewest Turnovers, Game

New Record: 0\* vs. Bears (12/24/16)  
vs. Cowboys (11/24/16)  
vs. Packers (11/20/16)  
Old Record: 0 Multiple times

#### Most First Downs Allowed, Season

New Record: 368 2016 Redskins  
Old Record: 358 1996 Redskins

#### Most First Downs Allowed, Game

New Record: 35 vs. Bengals (10/30/16)  
Old Record: 34 vs. Patriots (10/28/07)

#### Most First Downs Allowed, Passing, Season

New Record: 225 2016 Redskins  
Old Record: 223 2012 Redskins

#### Most First Downs Allowed, Penalty, Game

New Record: 8 vs. Bengals (10/30/16)  
Old Record: 7 vs. Cowboys (12/26/93)

#### Fewest Opponent Kickoff Returns, Season (since 1940)

New Record: 25 2016 Redskins  
Old Record: 26 1944 Redskins

#### Fewest Yards Allowed, Kickoff Returns, Season (since 1940)

New Record: 534 2016 Redskins  
Old Record: 566 1944 Redskins

### REDSKINS INDIVIDUAL RECORDS

#### Most Field Goals, Season

New Record: 34 Dustin Hopkins (2016)  
Old Record: 33 Mark Moseley (1983)

#### Most Field Goals, Game

New Record: 5\* Dustin Hopkins vs. NYG (09/25/16)  
Old Record: 5 Multiple times

#### Most Field Goals, No Misses, Game

New Record: 5\* Dustin Hopkins vs. NYG (09/25/16)  
Old Record: 5 Multiple times

#### Most Touchdowns, Rushing, Game

New Record: 3\* Robert Kelley vs. GB (11/20/16)  
Old Record: 3 Multiple times

#### Most Passes Attempted, Season

New Record: 606 Kirk Cousins (2016)  
Old Record: 543 Kirk Cousins (2015)

# 2016 SEASON IN REVIEW

## RECORDS SET OR TIED IN 2016 (CONT.)

### Most Passes Completed, Season

New Record: 406 Kirk Cousins (2016)  
Old Record: 379 Kirk Cousins (2015)

### Most Passes Completed, Game

New Record: 41 Kirk Cousins vs. DAL (11/20/16)  
38 Kirk Cousins vs. CIN (10/30/16)  
Old Record: 33 Kirk Cousins vs. TB (10/25/15)  
Jason Campbell vs. DAL (11/18/07)

### Most Yards Gained, Passing, Season

New Record: 4,917 Kirk Cousins (2016)  
Old Record: 4,166 Kirk Cousins (2015)

### Most Games, 400 or More Passing Yards, Career

New Record: 3 Kirk Cousins (2012-16)  
Old Record: 2 Mark Rypien (1988-93)  
Sonny Jurgensen (1964-74)

### Most Games, 400 or More Passing Yards, Season

New Record: 2 Kirk Cousins (2016)  
Old Record: 1 Multiple times

### Most Games, 300 or More Passing Yards, Career (including postseason)

New Record: 19 Kirk Cousins (2012-16)  
Old Record: 15 Sonny Jurgensen (1964-74)

### Most Games, 300 or More Passing Yards, Season

New Record: 7 Kirk Cousins (2016)  
Old Record: 7 Kirk Cousins (2015)

### Most Consecutive Road Games, Touchdown Passes

New Record: 18\* Kirk Cousins (2015-16)  
Old Record: 18 Joe Theismann (1982-85)

### Most Attempts, No Interceptions, Game

New Record: 53 Kirk Cousins vs. DAL (11/24/16)  
Old Record: 50 Doug Williams vs. NYG (09/05/88)

### Most Touchdowns, Punt Returns, Game

New Record: 1\* Jamison Crowder vs. BAL (10/09/16)  
Old Record: 1 Multiple times

### Most Touchdowns, Combined Kick/Punt Returns, Game

New Record: 1\* Jamison Crowder vs. BAL (10/09/16)  
Old Record: 1 Multiple times

## 2016 AWARDS AND HONORS

### OFFENSIVE LINE

NFL.com Built Ford Tough Offensive Line of the Week (Week 6)

### LB WILL COMPTON

Defensive Captain

### QB KIRK COUSINS

Offensive Captain  
Pro Bowl selection  
Redskins Sportsmanship Award  
NFC Offensive Player of the Month (November)  
NFC Offensive Player of the Week (Week 11)  
FedEx Air NFL Player of the Week (Week 11)

### S/LB SU'A CRAVENS

Castrol Edge Clutch Performer (Week 3)

### WR JAMISON CROWDER

NFC Special Teams Player of the Week (Week 5)

### S DeANGELO HALL

Defensive Captain

### K DUSTIN HOPKINS

NFC Special Teams Player of the Week (Week 3)  
NFC Special Teams Player of the Month (September)

### WR PIERRE GARÇON

Redskins Walter Payton Man of the Year

### DE RICKY JEAN FRANCOIS

Media Good Guy Award

### RB ROBERT KELLEY

FedEx Ground NFL Player of the Week (Week 11)

### LB RYAN KERRIGAN

Pro Bowl selection  
PFWA All-NFC Team  
NFLPA Community MVP (Week 9)

### T MORGAN MOSES

NFLPA Community MVP (Week 16)

### TE NILES PAUL

Special Teams Captain  
Redskins Ed Block Courage Award

### TE JORDAN REED

Pro Bowl selection

### G BRANDON SCHERFF

Pro Bowl selection

### T TRENT WILLIAMS

Offensive Captain  
Pro Bowl selection  
Sporting News All-Pro Team  
PFWA All-NFC Team

## 2016 LEAGUE LEADERS

### Redskins Offense

- » Ranked first in the NFC and NFL in receiving yards at catch (2969)
- » Ranked first in the NFC and NFL in pass completions of 25+ yards (45)
- » Ranked first in the NFC and NFL in average rushing yards on second-down (5.38)
- » Ranked second in the NFC and NFL in percentage of 3-and-out drives (14.3%)
- » Ranked second in the NFC and NFL in plays of 20+ yards (80)
- » Ranked second in the NFC and NFL in total yards per play (6.40)
- » Ranked second in the NFC and NFL in passing yards per game (297.4)
- » Ranked second in the NFC and NFL in passing yards per attempt (8.15)
- » Ranked second in the NFC and NFL in pass completions of 20+ yards (70)
- » Ranked second in the NFC and NFL in passing yards per play (7.84)
- » Ranked third in the NFC and NFL in receiving yards (4948)
- » Ranked third in the NFC and NFL in total yards per game (403.4)
- » Ranked third in the NFC and fourth in the NFL in receptions per game (25.4)
- » Ranked third in the NFC and fourth in the NFL in receptions (407)
- » Ranked third in the NFC and fifth in the NFL in second-down conversion percentage (36.0%)
- » Ranked third in the NFC and fifth in the NFL in average receiving yards at catch (7.3)
- » Ranked third in the NFC and fourth in the NFL in passing yards per completion (12.16)
- » Ranked third in the NFC and sixth in the NFL in third-and-medium conversion percentage (52.7%)
- » Ranked fourth in the NFC and NFL in percentage of first-down passing plays gaining 4+ yards (59.7%)
- » Ranked fourth in the NFC and NFL in passing first-downs (226)
- » Ranked tied for fourth in the NFC and tied for sixth in the NFL in rushing touchdowns (17)
- » Ranked fifth in the NFC and NFL in third-down conversion percentage (45.2%)
- » Ranked fifth in the NFC and ninth in the NFL in average rushing yards (4.47)
- » Ranked fifth in the NFC and sixth in the NFL in pass attempts per game (37.9)
- » Ranked fifth in the NFC and seventh in the NFL in pass attempts (607)
- » Ranked fifth in the NFC and eighth in the NFL in third-and-long conversion percentage (30.0%)
- » Ranked fifth in the NFC and NFL in percentage of first-down plays gaining 4+ yards (51.0%)
- » Ranked fifth in the NFC and NFL in average yards gained on first-down (5.83)
- » Ranked fifth in the NFC and NFL in pass completion percentage (67.1%)
- » Ranked fifth in the NFC in average rushing yards (4.47)
- » Ranked sixth in the NFC in average yards to go on second-down (7.87)
- » Ranked sixth in the NFC and eighth in the NFL in first-downs per game (21.6)
- » Ranked sixth in the NFC and eighth in the NFL in total first-downs made (345)
- » Ranked sixth in the NFC and tied for ninth in the NFL in offensive points scored (390)
- » Ranked sixth in the NFC in points per game (24.8)
- » Ranked sixth in the NFC and seventh in the NFL in percentage of passing first-downs (37.2%)
- » Ranked sixth in the NFC and eighth in the NFL in receiving targets (593)
- » Ranked sixth in the NFC and eighth in the NFL in targets per game (37.1)
- » Ranked seventh in the NFC in receiving yards after catch (1979)
- » Ranked eighth in the NFC in percentage of rush attempts gaining 10+ yards (11.6%)



### Redskins Defense

- » Ranked second in the NFC and third in the NFL in total tackles (986)
- » Ranked third in the NFC and tied for fifth in the NFL in tackles for loss (79)
- » Ranked fourth in the NFC and NFL in solo tackles (692)
- » Ranked fourth in the NFC in assisted tackles (294)
- » Ranked sixth in the NFC and tied for seventh in the NFL in forced fumbles (15)
- » Ranked sixth in the NFC in passes defended (75)
- » Ranked sixth in the NFC and tied for eighth in the NFL in sack yards (253)
- » Ranked tied for sixth in the NFC and tied for ninth in the NFL in sacks (38)
- » Ranked eighth in the NFC and 10th in the NFL in sacks per pass attempt (6.45%)

### Redskins Special Teams

- » Ranked first in the NFC and NFL in field goal attempts (42)
- » Ranked second in the NFC and third in the NFL in kicking points (138)
- » Ranked second in the NFC and third in the NFL in kickoffs for touchbacks (65)
- » Ranked second in the NFC and fourth in the NFL in percentage of kickoffs for touchbacks (70.7%)
- » Ranked tied for second in the NFC and NFL for longest punt return (85)
- » Ranked tied for second in the NFC and tied for fourth in the NFL in field goals made (34)
- » Ranked third in the NFC and tied for fourth in the NFL in kickoffs (92)
- » Ranked third in the NFC and fifth in the NFL in kickoff yards (5760)
- » Ranked third in the NFC and fourth in the NFL in average punt return yards (11.9)
- » Ranked third in the NFC and sixth in the NFL in total punt return yards (344)
- » Ranked seventh in the NFC in average kickoff yards (62.6)

*Continued on next page*

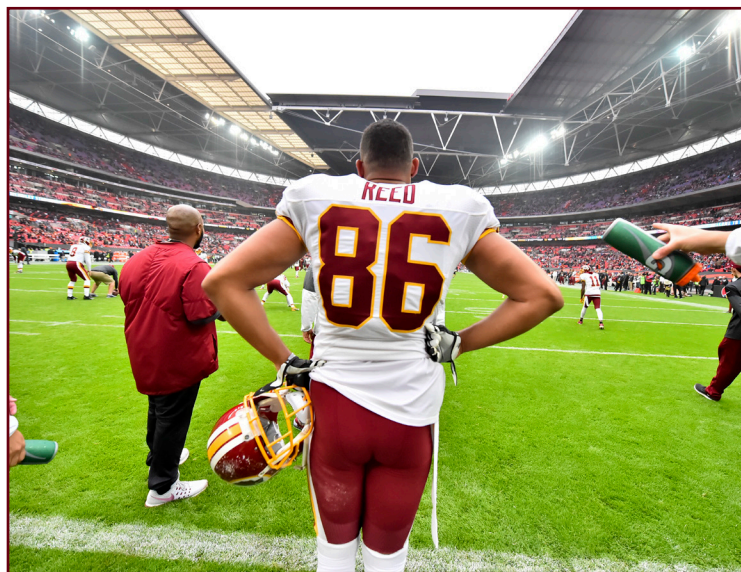


## 2016 LEAGUE LEADERS (CONT.)

### Redskins Players

- » **Mack Brown** ranked seventh in the NFC in longest rush attempt (61)
- » **Will Compton** ranked tied for fourth in the NFC and tied for 10th in the NFL in assisted tackles (44)
- » **Kirk Cousins** ranked first in the NFC and NFL in passing yards at catch (2939)
- » Cousins ranked first in the NFC and NFL in passing plays of 25+ yards (44)
- » Cousins ranked second in the NFC and third in the NFL in pass completions (406)
- » Cousins ranked second in the NFC and third in the NFL in passing yards per attempt (8.11)
- » Cousins ranked third in the NFC and NFL in passing yards per game (307.3)
- » Cousins ranked third in the NFC and fourth in the NFL in pass completions per game (25.4)
- » Cousins ranked third in the NFC and NFL in passing yards (4917)
- » Cousins ranked third in the NFC and NFL in passing first-downs (225)
- » Cousins ranked third in the NFC and fifth in the NFL in average passing yards at catch (7.2)
- » Cousins ranked third in the NFC and seventh in the NFL in passing yards per completion (12.11)
- » Cousins ranked fourth in the NFC and sixth in the NFL in pass attempts (606)
- » Cousins ranked fifth in the NFC and seventh in the NFL in pass attempts per game (37.9)
- » Cousins ranked fifth in the NFC and eighth in the NFL in pass completion percentage (67.0%)
- » Cousins ranked fifth in the NFC and seventh in the NFL in percentage of passing first-downs (37.1%)
- » Cousins ranked seventh in the NFC and ninth in the NFL in yards after catch by a quarterback (1978)
- » Cousins ranked seventh in the NFC in passing touchdowns (25)
- » **Jamison Crowder** ranked second in the NFC and third in the NFL in punt return yards (328)
- » Crowder ranked tied for second in the NFC and NFL in longest punt return (85)
- » Crowder ranked third in the NFC and fourth in the NFL in average punt return yards (12.1)
- » Crowder ranked fifth in the NFC and tied for ninth in the NFL in punt returns (27)
- » **Vernon Davis** ranked second in the NFC and fourth in the NFL in average yards after catch amongst tight ends (5.3)
- » Davis ranked third in the NFC and fourth in the NFL in average receiving yards amongst tight ends (13.3)
- » Davis ranked fifth in the NFC and eighth in the NFL in average yards at catch amongst tight ends (8.0)
- » **Pierre Garcon** ranked tied for eighth in the NFC in receiving first-downs (52)
- » **Mason Foster** ranked eighth in the NFC in total tackles (123)
- » Foster ranked eighth in the NFC in solo tackles (88)
- » **Dustin Hopkins** ranked first in the NFC and NFL in field goals attempted (42)
- » Hopkins ranked tied for first in the NFC and tied for second in the NFL in kickoffs for touchbacks (65)
- » Hopkins ranked tied for second in the NFC and tied for third in the NFL in field goals made (34)
- » Hopkins ranked tied for second in the NFC and tied for third in the NFL in total kickoffs (90)
- » Hopkins ranked second in the NFC and third in the NFL in kicking points (138)
- » Hopkins ranked second in the NFC and fifth in the NFL in percentage of kickoffs for touchbacks (72.2%)
- » Hopkins ranked third in the NFC and fourth in the NFL in total kickoff yards (5760)
- » **DeSean Jackson** ranked first in the NFC and NFL in average receiving yards (17.9)
- » Jackson ranked tied for first in the NFC and tied for third in the NFL in receptions for 25+ yards (14)

- » Jackson ranked second in the NFC and third in the NFL in average receiving yards at catch (12.8)
- » Jackson ranked tied for fourth in the NFC and tied for seventh in the NFL in longest reception (80)
- » Jackson ranked sixth in the NFC in receiving yards at catch (718)
- » **Rob Kelley** ranked third in the NFC and NFL in rushing yards amongst rookies (704)
- » Kelley ranked third in the NFC and NFL in rush attempts per game amongst rookies (11.2)
- » Kelley ranked third in the NFC and tied for fourth in the NFL in rushing first-downs amongst rookies (29)
- » Kelley ranked third in the NFC and NFL in rushing yards per game amongst rookies (46.9)
- » Kelley ranked third in the NFC and fourth in the NFL in rush attempts amongst rookies (168)
- » Kelley ranked third in the NFC and fifth in the NFL in longest rush attempt amongst rookies (66)
- » Kelley ranked sixth in the NFC in average rushing yards amongst rookies (4.2)
- » **Ryan Kerrigan** ranked fifth in the NFC and sixth in the NFL in sack yards (84)
- » Kerrigan ranked tied for fifth in the NFC and tied for eighth in the NFL in sacks (11)
- » Kerrigan ranked tied for sixth in the NFC and tied for eighth in the NFL in tackles for loss (15)
- » **Josh Norman** ranked tied for third in the NFC and tied for fifth in the NFL in passes defended (19)
- » **Jordan Reed** ranked second in the NFC and NFL in receptions per game amongst tight ends (5.5)
- » Reed ranked fourth in the NFC and eighth in the NFL in percentage of receptions resulting in a first-down (62.1%)
- » Reed ranked fourth in the NFC and fifth in the NFL in receiving yards per game amongst tight ends (57.2)
- » Reed ranked fourth in the NFC and fifth in the NFL in targets per game amongst tight ends (7.4)
- » Reed ranked fifth in the NFC and sixth in the NFL in receiving first-downs amongst tight ends (41)
- » Reed ranked fifth in the NFC and seventh in the NFL in receptions amongst tight ends (66)
- » Reed ranked sixth in the NFC and 10th in the NFL in receiving yards amongst tight ends (686)
- » Reed ranked sixth in the NFC and eighth in the NFL in yards at catch amongst tight ends (440)
- » Reed ranked sixth in the NFC in receiving targets amongst tight ends (89)
- » Reed ranked eighth in the NFC in yards after catch amongst tight ends (246)



# 2016 SEASON IN REVIEW

## 2016 TALE OF THE TAPE

### REDSKINS

#### OFFENSE

|         |                         |
|---------|-------------------------|
| 396     | Points                  |
| 77      | Points in 1st Quarter   |
| 91      | Points in 2nd Quarter   |
| 96      | Points in 3rd Quarter   |
| 132     | Points in 4th Quarter   |
| 42      | Offensive Touchdowns    |
| 17      | Rushing TDs             |
| 25      | Passing TDs             |
| 1       | Return TDs              |
| 34      | Field Goals             |
| 6454    | Yards From Scrimmage    |
| 403.4   | Yards Per Game          |
| 1009    | Total Plays             |
| 6.4     | Avg. Per Play           |
| 19/9    | Fumbles/Lost            |
| 12      | Had Intercepted         |
| 90/199  | Third-down Conversions  |
| 45.2    | Third-down Percentage   |
| 7/14    | Fourth-down Conversions |
| 50.0    | Fourth-down Percentages |
| 110/909 | Penalties/Yards         |
| 29:38   | Time of Possession Avg. |

#### PASSING

|       |                          |       |
|-------|--------------------------|-------|
| 607   | Pass Attempts            | 589   |
| 407   | Pass Completions         | 387   |
| 67.1  | Completion Percentage    | 65.7  |
| 4948  | Passing Yards            | 4383  |
| 309.3 | Avg. Yards/Game          | 273.9 |
| 25    | Passing Touchdowns       | 22    |
| 12    | Interceptions            | 13    |
| 97.4  | Rating                   | 91.1  |
| 23    | Times Sacked             | 38    |
| 45    | Completions of 25+ yards | 31    |

#### RUSHING

|       |                     |       |
|-------|---------------------|-------|
| 379   | Rush Attempts       | 423   |
| 1696  | Rush Yards          | 1916  |
| 4.5   | Yards Per Carry     | 4.5   |
| 106.0 | Yards Per Game      | 119.8 |
| 17    | Touchdowns          | 19    |
| 89    | First Downs         | 109   |
| 44    | Rushes of 10+ yards | 55    |

#### RECEIVING

|       |                         |       |
|-------|-------------------------|-------|
| 407   | Receptions              | 387   |
| 4948  | Receiving yards         | 4383  |
| 12.2  | Yards Per Catch         | 11.3  |
| 309.3 | Yards Per Game          | 273.9 |
| 25    | Touchdowns              | 22    |
| 226   | First Downs             | 225   |
| 45    | Receptions of 25+ yards | 31    |

#### DEFENSE

|          |  |
|----------|--|
| 383      |  |
| 68       |  |
| 138      |  |
| 60       |  |
| 117      |  |
| 41       |  |
| 19       |  |
| 22       |  |
| 4        |  |
| 24       |  |
| 6046     |  |
| 377.9    |  |
| 1050     |  |
| 5.8      |  |
| 22/8     |  |
| 13       |  |
| 97/208   |  |
| 46.6     |  |
| 9/16     |  |
| 56.3     |  |
| 100/1023 |  |
| 30:22    |  |

## REDSKINS 2016 SEASON RANKINGS

| OFFENSE                | No.      | Rank (NFL/NFC) |
|------------------------|----------|----------------|
| Yards / Game           | 403.4    | 3/3            |
| Yards / Play           | 6.4      | 2/2            |
| Rushing Yards / Game   | 106      | 21/10          |
| Rushing Yards / Play   | 4.47     | 9/5            |
| Passing Yards / Game   | 297.4    | 2/2            |
| Passing Yards / Play   | 7.84     | 2/2            |
| Interception Rate      | 1.98%    | 12/6           |
| Sacks / Pass Attempt   | 3.79%    | 4/2            |
| First Downs / Game     | 21.6     | 8/6            |
| 3rd Down Pct           | 45.23%   | 5/3            |
| 4th Down Pct           | 50.00%   | 14t/7t         |
| Red Zone Pct           | 45.90%   | 29/16          |
| Goal to Go%            | 56.25%   | 30/16          |
| Avg Time of Possession | 29:38:00 | 22/11          |
| Points / Game          | 24.8     | 12/6           |

| DEFENSE                   | No.    | Rank (NFL/NFC) |
|---------------------------|--------|----------------|
| Yards / Game              | 377.9  | 28/15          |
| Yards / Play              | 5.76   | 24/11          |
| Rushing Yards / Game      | 119.8  | 24/14          |
| Rushing Yards / Play      | 4.53   | 27/15          |
| Passing Yards / Game      | 258.1  | 25/11          |
| Passing Yards / Play      | 7.01   | 23/11          |
| Interception Rate         | 2.21%  | 16/8           |
| Sacks / Pass Attempt      | 6.45%  | 10/8           |
| First Downs / Game        | 23.0   | 32/16          |
| 3rd Down Pct              | 46.63% | 32/16          |
| 4th Down Pct              | 56.25% | 20t/8          |
| Red Zone Pct              | 59.26% | 26/11          |
| Goal to Go%               | 80.00% | 24/11          |
| Points / Game             | 23.9   | 19/9           |
| Point Differential / Game | 0.8    | 18/10          |
| Yard Differential / Game  | 25.5   | 9/6            |

| SPECIAL TEAMS        | No.    | Rank (NFL/NFC) |
|----------------------|--------|----------------|
| Field Goals Made     | 80.95% | 23/12          |
| Punt Return Avg      | 11.9   | 4/3            |
| Kickoff Return Avg   | 21.1   | 20/10          |
| Punt Coverage Avg    | 8.2    | 13/7           |
| Kickoff Coverage Avg | 21.4   | 14/6           |

## ALL-TIME WINS

The Redskins have the fifth-most victories in NFL history, including both regular season and postseason play.

| Franchise (Founded)                  | Total Wins |
|--------------------------------------|------------|
| 1. Green Bay Packers (1921)          | 764        |
| 2. Chicago Bears (1920)              | 761        |
| 3. New York Giants (1925)            | 708        |
| 4. Pittsburgh Steelers (1933)*       | 637        |
| <b>5. Washington Redskins (1932)</b> | <b>609</b> |

\* Does not include victories by 1943 combined "Phil-Pitt Steagles" team

# 2016 SEASON IN REVIEW

## 2016 WEEK-BY-WEEK RANKINGS

### OFFENSIVE RANKINGS (NFL/NFC) AFTER WEEK...

|                   | 1       | 2       | 3       | 4       | 5       | 6       | 7      | 8      | 9     | 10      | 11      | 12    | 13    | 14     | 15    | 16     | 17     |
|-------------------|---------|---------|---------|---------|---------|---------|--------|--------|-------|---------|---------|-------|-------|--------|-------|--------|--------|
| Yards / Game      | 9/4     | 7/4     | 5/4     | 8/7     | 11/6    | 5t/5    | 6/5    | 3/3    | 4/4   | 4/4     | 2/2     | 2/2   | 2/2   | 2/2    | 3/3   | 3/3    | 3/3    |
| Yards / Play      | 4/3     | 3/2     | 3/2     | 3/2     | 6/4     | 2/2     | 2/2    | 2/2    | 2/2   | 3/3     | 2/2     | 2/2   | 2/2   | 2/2    | 2/2   | 2/2    | 2/2    |
| Rush Yards / Game | 30/15   | 25t/12t | 29/14   | 20t/9t  | 25/12   | 12/7    | 15/7   | 14t/6t | 14/6  | 12/5    | 10/4    | 11/5  | 11/5  | 12t/4  | 18/9  | 14/6   | 21/10  |
| Rush Yards / Play | 11/5    | 6/3     | 22/10   | 7/2     | 13/7    | 4/1     | 6/2    | 7/2    | 8/3   | 9/4     | 6/2     | 6/3   | 5/2   | 6/3    | 9/6   | 7/3    | 9/5    |
| Pass Yards / Game | 5/3     | 3/2     | 2/2     | 5/4     | 7/4     | 5/5     | 3/3    | 3/3    | 3/3   | 3/3     | 3/3     | 2/2   | 2/2   | 2/2    | 2/2   | 2/2    | 2/2    |
| Pass Yards / Play | 11/5    | 9/6     | 3/3     | 5/3     | 12/7    | 12/8    | 9/5    | 7/4    | 7/4   | 8/5     | 4/3     | 4/3   | 3/3   | 3/2    | 3/2   | 2/2    | 2/2    |
| INT Rate          | 30/15   | 25t/14  | 16/10   | 20t/11t | 21/11   | 21t/11  | 20/11  | 18/10  | 19/10 | 15/10   | 11/6    | 11/6  | 11/6  | 12/6   | 12/6  | 11/6   | 12/6   |
| Sacks / Pass Att. | 1t/1t   | 2/1     | 4/2     | 8/6     | 3/2     | 2/1     | 3/2    | 2/1    | 2/1   | 2/1     | 4/2     | 2/1   | 2/1   | 3/1    | 3/1   | 3/1    | 4/2    |
| 1st Downs / Game  | 21t/11t | 14t/8   | 16/10   | 11t/7t  | 14/9    | 6t/6    | 7t/7   | 3/3    | 4/4   | 3/3     | 4/4     | 3t/3t | 5/5   | 5/5    | 5t/5  | 5t/5   | 8/6    |
| 3rd Down Pct      | 24t/13t | 19t/8t  | 17t/9   | 15t/8   | 19/11   | 11/6    | 7/5    | 5/3    | 6/4   | 6/4     | 4/3     | 4/4   | 3/3   | 3/3    | 4/3   | 3/3    | 5/3    |
| 4th Down Pct      | 13t/8t  | 21t/10t | 24t/12t | 25t/13  | 22t/12  | 23t/12t | 25t/13 | 28t/15 | 29/15 | 29/15   | 26t/14  | 20/11 | 23/12 | 14t/7t | 12/6  | 12t/6t | 14t/7t |
| Red Zone Pct      | 28t/13t | 28/14   | 31/16   | 30/16   | 32/16   | 30t/16  | 28t/15 | 31/16  | 30/16 | 32/16   | 28/15   | 29/16 | 31/16 | 30/16  | 28/15 | 28/15  | 29/16  |
| Goal to Go%       | 20t/10t | 28/14   | 30/15   | 26t/15  | 27t/15t | 27t/14  | 30/16  | 30/16  | 30/16 | 29t/15t | 28t/14t | 29/15 | 30/16 | 29/15  | 30/16 | 30/16  | 30/16  |
| Avg T.O.P.        | 26/13   | 27/15   | 18/9    | 20/11   | 22/12   | 16/9    | 12/8   | 9/6    | 10/7  | 9/6     | 12/8    | 10/7  | 13t/8 | 19/10  | 21/11 | 20/11  | 22/11  |
| Points / Game     | 24t/13  | 20t/11  | 18/11   | 12/7    | 16/10   | 15/9    | 15t/8t | 15/7   | 14/7  | 16/8    | 9/4     | 9/4   | 10/4  | 8/5    | 10/5  | 9/5    | 12/6   |

### DEFENSIVE RANKINGS (NFL/NFC) AFTER WEEK...

|                    | 1       | 2       | 3       | 4       | 5       | 6      | 7       | 8       | 9       | 10     | 11     | 12     | 13      | 14      | 15    | 16      | 17    |
|--------------------|---------|---------|---------|---------|---------|--------|---------|---------|---------|--------|--------|--------|---------|---------|-------|---------|-------|
| Yards / Game       | 28/14   | 27t/14  | 29/14   | 29/14   | 27/15   | 21/11  | 20/11   | 22/11   | 22/11   | 21/11  | 23/12  | 25/13  | 23t/12t | 26/14   | 29/15 | 29/15   | 28/15 |
| Yards / Play       | 26/14   | 23/12   | 30/15   | 31/16   | 24/12   | 21/11  | 26/14   | 22/12   | 23/12   | 23/12  | 24/12  | 26/13  | 23/10   | 24/11   | 23/10 | 24/11   | 24/11 |
| Rush Yards / Game  | 26/13   | 28/16   | 24t/13  | 30/15   | 30/15   | 28/15  | 26/15   | 26/15   | 26/15   | 23/14  | 21/14  | 25/15  | 22/14   | 22/15   | 22/13 | 25/14   | 24/14 |
| Rush Yards / Play  | 27/13   | 20/12   | 24/11   | 31/16   | 32/16   | 32/16  | 31/15   | 31/15   | 31/15   | 28/15  | 30/15  | 31/15  | 29/15   | 28/15   | 28/15 | 28/15   | 27/15 |
| Pass Yards / Game  | 23/12   | 20/12   | 26/14   | 25/13   | 21/11   | 15/7   | 17/10   | 15/8    | 15t/8t  | 15/8   | 18/9   | 16/9   | 18/10   | 24/12   | 26/12 | 28/13   | 25/11 |
| Pass Yards / Play  | 24/11   | 27/14   | 30/16   | 25/11   | 16/10   | 16/8   | 19/11   | 18/10   | 18/10   | 18/10  | 18/10  | 22/9   | 19/9    | 20/9    | 20/9  | 21/9    | 23/11 |
| INT Rate           | 12/7    | 17/7    | 12/6    | 14t/7   | 18/8    | 19/10  | 22/12   | 20/10   | 20/9    | 20/10  | 20/10  | 21/11  | 22/11   | 24/12   | 26/12 | 14/6    | 16/8  |
| Sacks / Pass Att.  | 24/12   | 9t/5    | 13t/7t  | 17/9    | 17/9    | 10/6   | 10/6    | 9/7     | 8/6     | 8/6    | 8/6    | 7/5    | 10/8    | 9/7     | 9/7   | 10/8    | 10/8  |
| 1st Downs / Game   | 23t/12  | 26t/13t | 30t/14t | 30t/14t | 31t/15t | 25t/13 | 24/11   | 30/15   | 30/15   | 28/14  | 28/14  | 28t/14 | 29t/14t | 30t/14t | 30/15 | 32/16   | 32/16 |
| 3rd Down Pct       | 32/16   | 32/16   | 32/16   | 32/16   | 32/16   | 30/15  | 28/14   | 29/15   | 29/14   | 29/14  | 28/14  | 29/15  | 32/16   | 31/16   | 30/15 | 32/16   | 32/16 |
| 4th Down Pct       | 26t/15t | 25t/14t | 27t/13t | 25t/13t | 21/9    | 19t/7  | 21/8    | 23/9    | 22t/10  | 15t/6t | 15t/6t | 15t/6t | 19t/8t  | 20/8    | 20t/8 | 21/8    | 20t/8 |
| Red Zone Pct       | 25t/13t | 26t/13  | 22t/11t | 23/12   | 16/8    | 17/8   | 18/9    | 26/12   | 26/12   | 28/14  | 27/13  | 30/14  | 30/14   | 28t/13t | 25/10 | 26/11   | 26/11 |
| Goal to Go%        | 15t/7t  | 17t/8   | 18/9    | 16t/8t  | 17t/9   | 19/9   | 24t/12t | 25t/11t | 24/11   | 27t/14 | 30/15  | 30/15  | 31/16   | 28/13   | 27/12 | 27/12   | 24/11 |
| Points / Game      | 31/16   | 29t/16  | 29/14   | 26/12   | 19/9    | 18/9   | 18t/9   | 19t/10  | 19t/11  | 17/9   | 18/9   | 18t/9t | 20/11   | 22/12   | 24/12 | 22t/11t | 19/9  |
| Point Diff. / Game | 31/15   | 30t/15t | 28/14   | 21t/11t | 16/9    | 15/8   | 16/9    | 16/8    | 19t/11t | 16/7   | 13/7   | 17/9   | 18t/9t  | 17/9    | 20/11 | 11t/5t  | 18/10 |
| Yard Diff. / Game  | 26/13   | 18/9    | 19/10   | 24t/12  | 21/11   | 12/8   | 9/5     | 4/4     | 4/4     | 4/3    | 3/3    | 3/3    | 5/3     | 4/3     | 9/6   | 8/6     | 9/6   |

### SPECIAL TEAMS RANKINGS (NFL/NFC) AFTER WEEK...

|                  | 1     | 2     | 3     | 4     | 5    | 6      | 7      | 8     | 9     | 10    | 11     | 12    | 13    | 14    | 15    | 16    | 17    |
|------------------|-------|-------|-------|-------|------|--------|--------|-------|-------|-------|--------|-------|-------|-------|-------|-------|-------|
| FG Made          | 1t/1t | 1t/1t | 1t/1t | 1t/1t | 7/5  | 6/4    | 9t/6t  | 18/9  | 18/10 | 16/9  | 15t/8t | 22/12 | 19/10 | 23/12 | 23/12 | 23/12 | 23/12 |
| Punt Return Avg. | 2t/1t | 3/3   | 3/3   | 2/2   | 1/1  | 1/1    | 1/1    | 1/1   | 1/1   | 1/1   | 2/2    | 1/1   | 2/2   | 3/2   | 3/2   | 3/2   | 4/3   |
| Kick Return Avg. | 4/3   | 9/6   | 10/6  | 7t/4t | 2/1  | 5/3    | 5/3    | 11/7  | 13/7  | 12/7  | 14/7   | 13/6  | 17/9  | 17/9  | 18/9  | 20/11 | 20/10 |
| Punt Cov. Avg.   | 3t/1t | 8/5   | 21/10 | 20/9  | 14/6 | 17t/8t | 18t/8t | 10/4  | 10/5  | 10/5  | 10/5   | 9/4   | 11/6  | 11/6  | 14/8  | 14/8  | 13/7  |
| Kick Cov. Avg.   | 15/7  | 22/11 | 20/10 | 16/9  | 13/7 | 32/16  | 31/15  | 32/16 | 32/16 | 31/15 | 28/13  | 23/11 | 21/11 | 16/8  | 15/7  | 14/7  | 14/6  |

# 2016 SEASON IN REVIEW

## 2016 NFL STANDINGS AND RESULTS

### NATIONAL FOOTBALL CONFERENCE

#### East Division

| Team            | W        | L        | T        | Pct         | Conf         | Div          | Streak        |
|-----------------|----------|----------|----------|-------------|--------------|--------------|---------------|
| Cowboys         | 13       | 3        | 0        | .813        | 9-3-0        | 3-3-0        | Last 1        |
| Giants          | 11       | 5        | 0        | .688        | 8-4-0        | 4-2-0        | Won 1         |
| <b>Redskins</b> | <b>8</b> | <b>7</b> | <b>1</b> | <b>.531</b> | <b>6-6-0</b> | <b>3-3-0</b> | <b>Last 1</b> |
| Eagles          | 7        | 9        | 0        | .438        | 5-7-0        | 2-4-0        | Won 2         |

#### North Division

| Team    | W  | L  | T | Pct  | Conf  | Div   | Streak |
|---------|----|----|---|------|-------|-------|--------|
| Packers | 10 | 6  | 0 | .625 | 8-4-0 | 5-1-0 | Won 6  |
| Lions   | 9  | 7  | 0 | .563 | 7-5-0 | 3-3-0 | Lost 3 |
| Vikings | 8  | 8  | 0 | .500 | 5-7-0 | 2-4-0 | Won 1  |
| Bears   | 3  | 13 | 0 | .188 | 3-9-0 | 2-4-0 | Lost 4 |

#### South Division

| Team       | W  | L  | T | Pct  | Conf  | Div   | Streak |
|------------|----|----|---|------|-------|-------|--------|
| Falcons    | 11 | 5  | 0 | .688 | 9-3-0 | 5-1-0 | Won 4  |
| Buccaneers | 9  | 7  | 0 | .563 | 7-5-0 | 4-2-0 | Won 1  |
| Saints     | 7  | 9  | 0 | .438 | 6-6-0 | 2-4-0 | Lost 1 |
| Panthers   | 6  | 10 | 0 | .375 | 5-7-0 | 1-5-0 | Lost 2 |

#### West Division

| Team      | W  | L  | T | Pct  | Conf   | Div   | Streak |
|-----------|----|----|---|------|--------|-------|--------|
| Seahawks  | 10 | 5  | 1 | .656 | 6-5-1  | 3-2-1 | Won 1  |
| Cardinals | 7  | 8  | 1 | .469 | 6-5-1  | 4-1-1 | Won 2  |
| Rams      | 4  | 12 | 0 | .250 | 3-9-0  | 2-4-0 | Lost 7 |
| 49ers     | 2  | 14 | 0 | .125 | 2-10-0 | 2-4-0 | Lost 1 |

### AMERICAN FOOTBALL CONFERENCE

#### East Division

| Team     | W  | L  | T | Pct  | Conf   | Div   | Streak |
|----------|----|----|---|------|--------|-------|--------|
| Patriots | 14 | 2  | 0 | .875 | 11-1-0 | 5-1-0 | Won 7  |
| Dolphins | 10 | 6  | 0 | .625 | 7-5-0  | 4-2-0 | Lost 1 |
| Bills    | 7  | 9  | 0 | .438 | 4-8-0  | 1-5-0 | Lost 2 |
| Jets     | 5  | 11 | 0 | .313 | 4-8-0  | 2-4-0 | Won 1  |

#### North Division

| Team     | W  | L  | T | Pct  | Conf   | Div   | Streak |
|----------|----|----|---|------|--------|-------|--------|
| Steelers | 11 | 5  | 0 | .688 | 9-3-0  | 5-1-0 | Won 7  |
| Ravens   | 8  | 8  | 0 | .500 | 7-5-0  | 4-2-0 | Lost 2 |
| Bengals  | 6  | 9  | 1 | .406 | 5-7-0  | 3-3-0 | Won 1  |
| Browns   | 1  | 15 | 0 | .063 | 1-11-0 | 0-6-0 | Lost 1 |

#### South Division









| Team    | W | L  | T | Pct  | Conf   | Div   | Streak |
|---------|---|----|---|------|--------|-------|--------|
| Texans  | 9 | 7  | 0 | .563 | 7-5-0  | 5-1-0 | Lost 1 |
| Titans  | 9 | 7  | 0 | .563 | 6-6-0  | 2-4-0 | Won 1  |
| Colts   | 8 | 8  | 0 | .500 | 5-7-0  | 3-3-0 | Won 1  |
| Jaguars | 3 | 13 | 0 | .188 | 2-10-0 | 2-4-0 | Lost 1 |

#### West Division









| Team     | W  | L  | T | Pct  | Conf  | Div   | Streak |
|----------|----|----|---|------|-------|-------|--------|
| Chiefs   | 12 | 4  | 0 | .750 | 9-3-0 | 6-0-0 | Won 2  |
| Raiders  | 12 | 4  | 0 | .750 | 9-3-0 | 3-3-0 | Lost 1 |
| Broncos  | 9  | 7  | 0 | .563 | 6-6-0 | 2-4-0 | Won 1  |
| Chargers | 5  | 11 | 0 | .313 | 4-8-0 | 1-5-0 | Lost 5 |

### NFL PLAYOFF RESULTS



#### Wild Card Round

|   |   |   |
|---|---|---|
|  | Saturday, Jan. 7<br>Houston Texans 27, Oakland Raiders 14   |  |
|  | Saturday, Jan. 7<br>Seattle Seahawks 26, Detroit Lions 6    |  |
|  | Sunday, Jan. 8<br>Pittsburgh Steelers 30, Miami Dolphins 12 |  |
|  | Sunday, Jan. 8<br>Green Bay Packers 38, New York Giants 13  |  |



#### Divisional Round

|  |  |  |
|--|--|--|
|   | Saturday, Jan. 14<br>Atlanta Falcons 36, Seattle Seahawks 20     |   |
|   | Saturday, Jan. 14<br>New England Patriots 34, Houston Texans 16  |   |
|   | Sunday, Jan. 15<br>Green Bay Packers 34, Dallas Cowboys 31       |   |
|  | Sunday, Jan. 15<br>Pittsburgh Steelers 18, Kansas City Chiefs 16 |  |



#### NFC Championship

|   |   |   |
|---|---|---|
|  | Sunday, Jan. 22<br>Atlanta Falcons 44, Green Bay Packers 21 |  |
|---|---|---|

#### AFC Championship



|   |  |   |
|---|--|---|
|  | Sunday, Jan. 22<br>New England Patriots 36, Pittsburgh Steelers 17 |  |
|---|--|---|

#### Pro Bowl

|   |                                   |   |
|---|-----------------------------------|---|
|  | Sunday, Jan. 29<br>AFC 20, NFC 13 |  |
|---|-----------------------------------|---|



#### Super Bowl LI

|   |   |   |
|---|---|---|
|  | Sunday, Feb. 5<br>New England Patriots 34, Atlanta Falcons 28 |  |
|---|---|---|

# 2016 SEASON IN REVIEW

## TENTATIVE 2017 NFL DRAFT ORDER

The draft order is determined by the following procedures:

(A) The Super Bowl champion will select last and the loser of the Super Bowl next-to-last in all rounds, regardless of the record of such participating clubs in the regular season.

(B) The losers of the Conference Championship Games shall select 29th and 30th in all rounds, according to the reverse order of their standing.

(C) The losers of the Divisional playoff games shall select in the 25th through 28th positions in all rounds, according to the reverse order of their standing.

(D) The losers of the Wild Card games shall select in the 21st through 24th positions in all rounds, according to the reverse order of their standing.

(E) Clubs not participating in the playoffs shall select in the first through 20th positions in all rounds, according to the reverse order of their standing.

If, after all the foregoing procedures have been applied, ties still exist in any grouping except (A) above, such ties shall be broken by figuring the aggregate won-lost-tied percentage of each involved club's regular season opponents and awarding preferential selection order to the club which faced the schedule of teams with the lowest aggregate won-lost-tied percentage.

If ties still exist, the divisional or conference tie-breaking method, if applicable, shall be applied. If neither the divisional nor the conference tie-breaking methods are applicable, ties shall be broken by a coin flip.

### 2017 NFL FIRST ROUND DRAFT ORDER

(does not include traded or forfeited picks)

| PICK      | TEAM                       | TEAM     |          |          |              | OPPONENTS  |            |          |              |
|-----------|----------------------------|----------|----------|----------|--------------|------------|------------|----------|--------------|
|           |                            | WIN      | LOSS     | TIE      | PCT.         | WIN        | LOSS       | TIE      | PCT.         |
| 1         | Cleveland Browns           | 1        | 15       | 0        | 0.063        | 139        | 114        | 3        | 0.549        |
| 2         | San Francisco 49ers        | 2        | 14       | 0        | 0.125        | 127        | 125        | 4        | 0.504        |
| 3         | Chicago Bears              | 3        | 13       | 0        | 0.188        | 133        | 122        | 1        | 0.521        |
| 4         | Jacksonville Jaguars       | 3        | 13       | 0        | 0.188        | 135        | 121        | 0        | 0.527        |
| 5         | Los Angeles Rams           | 4        | 12       | 0        | 0.250        | 127        | 125        | 4        | 0.504        |
| 6         | New York Jets              | 5        | 11       | 0        | 0.313        | 131        | 122        | 3        | 0.518        |
| 7         | San Diego Chargers         | 5        | 11       | 0        | 0.313        | 139        | 117        | 0        | 0.543        |
| 8         | Carolina Panthers          | 6        | 10       | 0        | 0.375        | 131        | 122        | 3        | 0.518        |
| 9         | Cincinnati Bengals         | 6        | 9        | 1        | 0.406        | 133        | 122        | 1        | 0.521        |
| 10        | Buffalo Bills              | 7        | 9        | 0        | 0.438        | 122        | 131        | 3        | 0.482        |
| 11        | New Orleans Saints         | 7        | 9        | 0        | 0.438        | 133        | 121        | 2        | 0.523        |
| 12        | Philadelphia Eagles        | 7        | 9        | 0        | 0.438        | 141        | 111        | 4        | 0.559        |
| 13        | Arizona Cardinals          | 7        | 8        | 1        | 0.469        | 117        | 136        | 3        | 0.463        |
| 14*       | Indianapolis Colts         | 8        | 8        | 0        | 0.500        | 126        | 130        | 0        | 0.492        |
| 14*       | Minnesota Vikings          | 8        | 8        | 0        | 0.500        | 125        | 129        | 2        | 0.492        |
| 16        | Baltimore Ravens           | 8        | 8        | 0        | 0.500        | 126        | 127        | 3        | 0.498        |
| <b>17</b> | <b>Washington Redskins</b> | <b>8</b> | <b>7</b> | <b>1</b> | <b>0.531</b> | <b>131</b> | <b>123</b> | <b>2</b> | <b>0.516</b> |
| 18        | Tennessee Titans           | 9        | 7        | 0        | 0.563        | 119        | 137        | 0        | 0.465        |
| 19        | Tampa Bay Buccaneers       | 9        | 7        | 0        | 0.563        | 125        | 129        | 2        | 0.492        |
| 20        | Denver Broncos             | 9        | 7        | 0        | 0.563        | 140        | 115        | 1        | 0.549        |
| 21        | Detroit Lions              | 9        | 7        | 0        | 0.563        | 121        | 134        | 1        | 0.475        |
| 22        | Miami Dolphins             | 10       | 6        | 0        | 0.625        | 115        | 138        | 3        | 0.455        |
| 23        | New York Giants            | 11       | 5        | 0        | 0.688        | 123        | 130        | 3        | 0.486        |
| 24        | Oakland Raiders            | 12       | 4        | 0        | 0.750        | 129        | 127        | 0        | 0.504        |
| 25        | Houston Texans             | 9        | 7        | 0        | 0.563        | 128        | 127        | 1        | 0.502        |
| 26        | Seattle Seahawks           | 10       | 5        | 1        | 0.656        | 112        | 142        | 2        | 0.441        |
| 27        | Kansas City Chiefs         | 12       | 4        | 0        | 0.750        | 130        | 126        | 0        | 0.508        |
| 28        | Dallas Cowboys             | 13       | 3        | 0        | 0.813        | 119        | 134        | 3        | 0.471        |
| 29        | Green Bay Packers          | 10       | 6        | 0        | 0.625        | 129        | 125        | 2        | 0.508        |
| 30        | Pittsburgh Steelers        | 11       | 5        | 0        | 0.688        | 125        | 128        | 3        | 0.494        |
| 31        | Atlanta Falcons            | 11       | 5        | 0        | 0.688        | 122        | 132        | 2        | 0.480        |
| 32        | New England Patriots       | 14       | 2        | 0        | 0.875        | 111        | 142        | 3        | 0.439        |

\*Order of picks 14-15 subject to coin flip at the 2017 NFL Scouting Combine in February

## 2016 DRAFT RECAP

### TEAM DRAFT NOTES

» The Redskins made seven selections in the 2016 NFL Draft. Dating back to 2011, the Redskins selected at least seven players in six consecutive drafts for the first time since the league adopted the seven-round format in 1994.

» The Redskins made three trades during the draft, including one during Day 1 on Thursday and two during Day 3 on Saturday. With the trades, the Redskins tentatively enter the 2017 NFL Draft with nine selections.

» On Day 1, the Redskins traded their first-round pick (No. 21 overall) to the Houston Texans in exchange for Houston's first-round pick (No. 22 overall) and a 2017 sixth-round pick.

» On Day 3, the Redskins traded their fourth-round pick (No. 120 overall) to the New Orleans Saints for New Orleans' fifth-round pick (No. 152 overall) and a 2017 fifth-round pick. Later in the day, the Redskins traded their fifth-round pick (No. 158 overall) to the New York Jets for a 2017 fourth-round pick.

» The three trades completed by the Redskins during the 2016 NFL Draft were the team's most during a draft since 2011 (four).

» The Redskins acquired four players in picks acquired by trade: WR Josh Doctson, DE Matt Ioannidis, QB Nate Sudfeld and LB Steven Daniels. Sudfeld was selected with a pick acquired during the 2015 NFL Draft, and Daniels was selected with a pick acquired during the 2015 offseason.

» The 2016 Draft marked the third consecutive year the Redskins made four selections with picks acquired by trade.

» The Redskins did not draft a pair of college teammates in 2016. Entering the 2016 NFL Draft, the Redskins had selected college teammates in the same year in four of the previous five drafts from 2011-15 (Nebraska's Roy Helu, Jr., DeJon Gomes and Niles Paul in 2011; SMU's Josh LeRibeus and Richard Crawford in 2012; Florida State's Chris Thompson and Brandon Jenkins in 2013; Arkansas' Martrell Spaight and Tevin Mitchel in 2015).

» The Redskins made multiple selections in Round 7 for the first time since 2014. It marked the 12th time the Redskins made multiple seventh-round picks since the league moved to the seven-round format in 1994 (1996, 1998, 2000, 2002, 2006, 2008, 2009, 2010, 2011, 2012 and 2014).

» All seven of the Redskins' draft picks played their collegiate careers in the Football Bowl Subdivision, marking the fourth straight year the team's entire draft class played at the FBS level. The last Redskins' draft pick to play in the Football Championship Subdivision was South Dakota's Tom Compton (2012).

» The Redskins selected at least one player from each of the "Power Five" conferences (in order of selection: Big 12, Pac-12, ACC (two), Big Ten and SEC) and one player from the American Athletic Conference.

### WR JOSH DOCTSON (RD. 1, NO. 22)

» Doctson was the 11th selection in the tenure of General Manager Scot McCloughan and the 19th selection of the Jay Gruden era.

» Doctson was the 450th selection made by the Redskins in the Common Draft era (since 1967) and the 27th first-round selection in that time frame. He was the 58th first-round selection by the Redskins all-time since the institution of the draft in 1936.

» Doctson was the 10th player from TCU selected by the Redskins all-time, joining T Wilson Groseclose (1936), Pro Football Hall of Fame QB Sammy Baugh (1937), T I.B. Hale (1939), T Weldon Edwards (1947), T Clarence Marable (1951), T Doug Conaway (1952), G John Groom (1958), RB Marcus Gilbert (1983) and LB Robert Henson (2009).

» Doctson joined Baugh and Hale as the only TCU products to be selected by the Redskins in the first round.

» Doctson was the fifth wide receiver selected by the Redskins in the first round in the Common Draft era, joining Pro Football Hall of Famer Art Monk (1980), Desmond Howard (1992), Michael Westbrook (1995) and Rod Gardner (2001).

» Doctson was the first wide receiver selected by the Redskins in the first round since 2001 when the team selected Rod Gardner with the No. 15 overall pick.

» Doctson was the second player selected by the Redskins all-time with the No. 22 overall pick, joining B Lonnie Sanders (1963). Doctson was the first selection by the Redskins at No. 22 in the Common Draft era.

» Doctson was the fourth player selected by the Redskins to have finished his collegiate career in the Big 12 Conference since the conference's inception in 1996. The team's three first-round selections from the Big 12 (LB Brian Orakpo, QB Robert Griffin III and T Trent Williams) have earned nine combined Pro Bowl selections as of the conclusion of the 2016 NFL season.

» With Doctson's selection, the Redskins selected players from Legacy H.S. in Mansfield, Texas, in consecutive drafts. The Redskins selected Doctson's high school teammate, CB Tevin Mitchel, in the sixth round of the 2015 NFL Draft.

### S SU'A CRAVENS (RD. 2, NO. 53)

» Cravens was the 12th selection in the tenure of General Manager Scot McCloughan and the 20th selection of the Jay Gruden era.

» Cravens was the 451st selection made by the Redskins in the Common Draft era (since 1967) and the 36th second-round selection in that time frame. He was the 54th second-round selection by the Redskins all-time since the institution of the draft in 1936.

» With Cravens' selection, the Redskins selected a linebacker in the second round in three consecutive drafts (Trent Murphy in 2014, Preston Smith in 2015).

» Cravens was the 30th player from USC selected by the Redskins all-time, joining B Bob Hoffman (1939), B Boyd Morgan (1939), B Bob Hoffman (1940), T Howard Stoecker (1940), E Al Krueger (1941), B Jack Banta (1941), T Earl Audet (1944), QB Jim Hardy (1945), B Eddie Saenz (1945), B Milford Dreblow (1945), T Bob Hendren (1946), B George Callanan (1946), E Harry Adelman (1946), T John Pehar (1946), G Mike Garzoni (1947), T Ed Henke (1949), E Ollie Fletcher (1949), B Johnny Williams (1951), G Ed Pucci (1953), T Walt Ashcraft (1953), B Bob Buckley (1953), E Bing Bordier (1955), DT Dennis Crane (1968), WR Erik Affholter (1989), RB Ricky Ervins (1991), DB Calvin Holmes (1992), LB Lamont Hollinquest (1993), LB Dallas Sartz (2007) and TE Fred Davis (2008).

» The Redskins' 30 all-time selections from USC were the second-most from any school in franchise history (Notre Dame - 34).

» Cravens was the second player selected by the Redskins all-time with the No. 53 overall pick, joining DB Bill Clay (1966). Cravens is the first selection by the Redskins at No. 53 in the Common Draft era.

» The selection marked the highest the Redskins have selected a Pac-12 product since selecting LB Trent Murphy with the No. 47 overall pick in 2014.

» The Redskins have selected a defensive player in one of the first two rounds in each of the last four drafts, the team's longest such streak since 2004-07.

### CB KENDALL FULLER (RD. 3, NO. 84)

» Fuller was the 13th selection in the tenure of General Manager Scot McCloughan and the 21st selection of the Jay Gruden era.

» Fuller was the 452nd selection made by the Redskins in the Common Draft era (since 1967) and the 33rd third-round selection in that time frame. He was the 63rd third-round selection by the

## 2016 DRAFT RECAP (CONT.)

Redskins all-time since the institution of the draft in 1936.

» With Fuller's selection, the Redskins selected a Virginia Tech defensive back in consecutive drafts, as the team selected defensive back Kyshoen Jarrett in the sixth round a year ago. It marked the first time the Redskins have selected a Virginia Tech product in consecutive drafts.

» Fuller was the sixth player from Virginia Tech selected by the Redskins all-time, joining C Buzz Nutter (1953), E Tom Petty (1955), TE Ken Barefoot (1968), T Derek Smith (1999) and DB Kyshoen Jarrett (2015).

» Fuller's selection at No. 84 marked the highest the Redskins selected a Virginia Tech product all-time, surpassing TE Ken Barefoot's selection at No. 113 in the 1968 NFL Draft.

» Fuller was the fourth player selected by the Redskins with the No. 84 overall pick all-time, joining B Curt Kuykendall (1945), T Jerry Houghton (1950) and DE Charles Mann (1983).

» With Fuller's selection, the Redskins selected a defensive back in each of the last six drafts, the team's longest stretch since 1997-02.

» Fuller was the first defensive player selected by the Redskins out of the Atlantic Coast Conference in the first four rounds since the team selected CB Bashaud Breeland out of Clemson in the fourth round of the 2014 NFL Draft.

» Fuller's three older brothers – Vincent, Corey and Kyle – all appeared in NFL contests. In Kendall's debut, the Fuller family joined the Browners – Ross, Jim, Joey and Keith – as the only set of four brothers to all play in the NFL.

### DE MATT IOANNIDIS (RD. 5, NO. 152)

» Ioannidis was the 14th selection in the tenure of General Manager Scot McCloughan and the 22nd selection of the Jay Gruden era.

» Ioannidis was the 453rd selection made by the Redskins in the Common Draft era (since 1967) and the 47th fifth-round selection in that time frame. He was the 72nd fifth-round selection by the Redskins all-time since the institution of the draft in 1936.

» Ioannidis was the third player selected by the Redskins with the No. 152 overall pick all-time, joining B Roger Dornburg (1954) and DE Rich Owens (1995).

» Ioannidis was the third player from Temple selected by the Redskins all-time, joining T Bill Docherty (1937) and T Tré Johnson (1994).

» Ioannidis became the fifth defensive lineman from Temple drafted into the NFL by any team since 2000, joining Raheem Brock (2002), Dan Klecko (2003), Terrance Knighton (2009) and Muhammad Wilkerson (2011).

### QB NATE SUDFELD (RD. 6, NO. 187)

» Sudfeld was the 15th selection in the tenure of General Manager Scot McCloughan and the 23rd selection of the Jay Gruden era.

» Sudfeld was the 454th selection made by the Redskins in the Common Draft era (since 1967) and the 54th sixth-round selection in that time frame. He was the 80th sixth-round selection by the Redskins all-time since the institution of the draft in 1936.

» Sudfeld was the fourth player selected by the Redskins with the No. 187 pick all-time, joining T Marv Berschet (1952), G Melvin Jones (1980) and WR Evan Spencer (2015).

» Sudfeld's selection marked the second consecutive draft in which the Redskins selected a player at No. 187 overall.

» Sudfeld was the 12th player from Indiana selected by the Redskins all-time, joining B Chick Jagade (1948), B Nick Sebek (1949), G Cas Witucki (1950), T Harry Jagielski (1954), E Brad Bomba (1957), G-LB Don Croftcheck (1965), LB Stu O'Dell (1974), DB Quinn Buck-

ner (1976), QB Babe Laufenberg (1983), QB Gibran Hamdan (2003) and TE Rob Bolser (2014).

» Including Sudfeld, three of the Redskins' last four selections from Indiana have been quarterbacks.

» Sudfeld was the first quarterback selected by the Redskins since drafting Kirk Cousins with the No. 102 overall pick in the 2012 NFL Draft.

» Sudfeld was the first quarterback selected by the Redskins in the sixth round or later since the team selected Colt Brennan in the sixth round of the 2008 NFL Draft.

» Sudfeld's selection at No. 187 matched the selection at which Green Bay drafted quarterback Matt Hasselbeck (No. 187 in 1998) during current Redskins General Manager Scot McCloughan's tenure as an area scout with the Packers.

### LB STEVEN DANIELS (RD. 7, NO. 232)

» Daniels was the 16th selection in the tenure of General Manager Scot McCloughan and the 24th selection of the Jay Gruden era.

» Daniels was the 455th selection made by the Redskins in the Common Draft era (since 1967) and the 58th seventh-round selection in that time frame. He was the 89th seventh-round selection by the Redskins all-time since the institution of the draft in 1936.

» Daniels was the fifth player selected by the Redskins with the No. 232 overall pick all-time, joining B John Kerestes (1951), G Bill Link (1953), HB Jimmy Wolf (1960) and QB Gibran Hamdan (2003).

» Daniels was the eighth Boston College player selected by the Redskins all-time, joining B Ed Doherty (1944), T John Miller (1955), T Leon Bennett (1958), QB Don Allard (1959), B Jim Colclough (1959), LB Kevin Clemente (1972) and DB Rico Labbe (1990).

» Daniels was the third Boston College linebacker drafted by any NFL team in the last five years, joining Kevin Pierre-Louis (Seattle, 2014) and Luke Kuechly (Carolina, 2012).

### RB KEITH MARSHALL (RD. 7, NO. 242)

» Marshall was the 17th selection in the tenure of General Manager Scot McCloughan and the 25th selection of the Jay Gruden era.

» Marshall was the 456th selection made by the Redskins in the Common Draft era (since 1967) and the 59th seventh-round selection in that time frame. He was the 90th seventh-round selection by the Redskins all-time since the institution of the draft in 1936.

» Marshall was the 16th player from Georgia selected by the Redskins all-time, joining B Bill Hartman (1938), C Quinton Lumpkin (1939), C Clyde Ehrhardt (1944), E Joe Tereshinski (1946), G Homer Hobbs (1949), G Don Shea (1955), E Bill Herron (1960), G Billy Roland (1960), T Len Vella (1962), C Len Hauss (1964), T George Patton (1966), HB Joe Burson (1966), CB Champ Bailey (1999), DL Kedric Golston (2006) and S Bacarri Rambo (2013).

» Marshall was the third player selected by the Redskins with the No. 242 overall pick all-time, joining G Bob Jones (1964) and DE/LB Rob Jackson (2008).

» Marshall was the second Georgia running back drafted into the NFL in the last two years, joining Los Angeles RB Todd Gurley (2015).

## ALUMNI CENTER

Formally organized in 1958, the Washington Redskins Alumni Association was the first organization of its kind in the country. The organization spearheaded the alumni movement among former professional football players and was the model for other alumni groups that later formed in all NFL cities. Now entering its 58th year, the Alumni Association continues to celebrate those who have contributed to more than eight decades of Redskins football dating back to the team's inception in 1932.

The primary objectives of the Redskins Alumni are promoting a continuing interest in current and past players of the Washington Redskins, as well as promoting and fostering interest and funding for charitable purposes. With respect to the latter, the alumni conduct fundraising events to raise money that can be donated to charitable organizations or used in other ways to help improve the quality of life for youth in the Greater Washington community.

Today, Redskins alumni continue to make their presence known throughout the community. As a very active chapter of the NFL Alumni Association, their motto is "Caring for Kids." In addition to the numerous events and appearances Redskins Alumni participate in throughout the year, they hold two major fundraising events of their own — the Redskins Alumni Charity Golf Classic, in its 38th year in 2016, and the annual Washington Redskins Welcome Home Luncheon, which marked its 55th year in 2016.

The alumni have an office at Redskins Park and can be reached at 703-726-7488. Since his arrival in Washington in December of 2009, President Bruce Allen has made it a priority to build a bridge to the franchise's historic past. During the Redskins' NFC East title-winning season in 2012, that mission came to the forefront as the team celebrated its 80th anniversary.

"This year, the Washington Redskins will be celebrating our 80th anniversary season. I'm proud to be with the franchise in our nation's capital, one with such a rich tradition and gloried past on and off the field," Allen said in a July 2012 column filling in for Sports Illustrated's Peter King. "The current Redskins players, coaches, fans and staff owe a big debt of gratitude to the people who have made the Redskins one of the flagship franchises in sports."

Throughout the 2012 offseason, the Redskins traversed the Washington D.C./Maryland/Virginia area as part of the team's 'Thank You Tour,' which brought players, coaches, alumni, cheerleaders, team officials and more to fans throughout the entire region to help celebrate the team's historic heritage.

That heritage continues to be honored amongst the game's elite, as in August 2011, former Redskin great Chris Hanburger was enshrined in the Pro Football Hall of Fame in Canton, Ohio. He was presented by his son, Chris. Hanburger was voted into the Hall after being a nominee of the seniors committee. In all, he waited 28 years to be elected.

Hanburger joined Darrell Green (2008), Art Monk (2008) and Russ Grimm (2010) to make four players who spent the majority of their careers with the Redskins to earn the honor in a four-year span. In addition, former Redskins Bruce Smith (2009) and Deion Sanders (2011) have also been elected over that time. Hanburger said of his election to the Hall of Fame: "It's wonderful, I'm overwhelmed. It's just such a tremendous honor to even be nominated, let alone be voted in. You have to think about all of the men that played before I did, certainly the men that I played with and against, and then you look at the guys playing now. It's just a select few that make it in. I was fortunate to play with players on the Redskins defense that made it all work for me."

On Wednesday, Aug. 31, the Washington Redskins Charitable Foundation and Redskins Alumni Association hosted the 55th annual Welcome Home Luncheon at the Hilton McLean in Tyson's Corner. The annual event celebrates the burgundy and gold and kicks off each football season with Redskins players, coaches and alumni.

The Redskins Welcome Home Luncheon is typically the only annual event where fans and corporate partners have the chance to spend time with the entire Redskins team. Each table is usually guaranteed at least one player or coach seated with the attendees. Proceeds from the event benefit the youth programs of the Washington Redskins Charitable Foundation and Redskins Alumni Association.

In 2016, the Redskins used the event to honor their players for contributions both on and off the field. Quarterback Kirk Cousins earned 2015 Bobby Mitchell Offensive Player of the Year presented by STS International, defensive end Chris Baker earned the 2015 Sam Huff Defensive Player of the Year presented by comScore and kicker Dustin Hopkins received the 2015 Mark Moseley Special Teams Player of the Year Award presented by MGM National Harbor. Other presented awards included the Redskins Salute Award presented by Lockheed Martin for efforts with the military and the Redskins Community Man of the Year presented by Washington-First Bank.

Also among the Redskins Alumni Association's premier events is the team's annual Alumni Homecoming celebration, which the Redskins hosted in Week 10 in 2016 against the Minnesota Vikings. Not including staff and coaches, players in attendance during the weekend represented more than 650 combined seasons of Redskins service, 110 combined Super Bowl appearances, 69 combined Super Bowl titles, 34 members of the 80 Greatest Redskins, 23 Redskins Ring of Famers and nine Pro Football Hall of Famers.

The Redskins used their 2016 Alumni Homecoming weekend to honor former General Manager Bobby Beathard with induction in the Ring of Fame. The honor was announced by President Bruce Allen during training camp at the Bon Secours Washington Redskins Training Center in Richmond.

Beathard's illustrious career as an NFL executive included 11 seasons as General Manager of the Redskins from 1978-88. After taking the job on Feb. 24, 1978, Beathard guided the organization to three Super Bowl appearances, including victories in Super Bowls XVII and XXII. Many of the players he acquired remained on the roster for the team's Super Bowl XXVI victory as well.

In Beathard's 11 seasons as General Manager, the Redskins averaged 9.5 wins a year. The team posted a regular season winning percentage of .625 (105-63) in that time frame, best in the NFC and second-best in the NFL. No team in that time frame posted a better postseason winning percentage than the Redskins, who went 11-3 in postseason play in his tenure for a winning percentage of .786.

"This is a wonderful occasion for us, and a real honor to be brought back here by Bruce and Dan," Beathard said in August. "Of all the years I was in the NFL, this organization has been the most supportive and the most fun. I've never been with an organization who has done this much for the people in it at present and the people who were in it in the past."

## WORLD CHAMPIONSHIP LEGACY

*The Washington Redskins' five World Championships are tied for fifth-most in NFL history.*

| Franchise                        | Total    | SB       | NFL/AFL  |
|----------------------------------|----------|----------|----------|
| 1. Green Bay Packers             | 13       | 4        | 9        |
| 2. Chicago Bears                 | 9        | 1        | 8        |
| 3. New York Giants               | 8        | 4        | 4        |
| 4. Pittsburgh Steelers           | 6        | 6        | 0        |
| <b>5t. Washington Redskins</b>   | <b>5</b> | <b>3</b> | <b>2</b> |
| 5t. Dallas Cowboys               | 5        | 5        | 0        |
| 5t. San Francisco 49ers          | 5        | 5        | 0        |
| 5t. New England Patriots         | 5        | 5        | 0        |
| 9t. Detroit Lions                | 4        | 0        | 4        |
| 9t. Baltimore/Indianapolis Colts | 4        | 2        | 2        |
| 9t. Cleveland Browns             | 4        | 0        | 4        |

*Combined NFL/AFL Championships (1920-65)  
and Super Bowls (since 1966)*



# 2016 SEASON IN REVIEW

## TRENDING

### HISTORICALLY EXPLOSIVE

The Redskins' 2016 offense not only significantly out-paced any of its Washington predecessors, it ranked among the game's most explosive units in terms of yards per play since the 1970 AFL-NFL merger.

#### YARDS PER PLAY (NFL SINCE 1970):

| Team                                | Yds/Play    | Yards        | Plays        |
|-------------------------------------|-------------|--------------|--------------|
| 1. 2000 St. Louis Rams              | 6.98        | 7,075        | 1,014        |
| 2. 2011 New Orleans Saints          | 6.69        | 7,474        | 1,117        |
| 3. 2004 Indianapolis Colts          | 6.69        | 6,475        | 968          |
| 4. 2016 Atlanta Falcons             | 6.69        | 6,653        | 995          |
| 5. 2001 St. Louis Rams              | 6.64        | 6,690        | 1,007        |
| 6. 1982 San Diego Chargers          | 6.56        | 4,048        | 617          |
| 7. 2011 Green Bay Packers           | 6.56        | 6,482        | 988          |
| 8. 1984 Miami Dolphins              | 6.48        | 6,936        | 1,070        |
| 9. 1999 St. Louis Rams              | 6.45        | 6,412        | 994          |
| 10. 2004 Minnesota Vikings          | 6.44        | 6,339        | 985          |
| <b>11. 2016 Washington Redskins</b> | <b>6.40</b> | <b>6,454</b> | <b>1,009</b> |
| 12. 2013 Philadelphia Eagles        | 6.33        | 6,676        | 1,054        |
| 13. 2013 Denver Broncos             | 6.33        | 7,317        | 1,156        |
| 14. 2011 New England Patriots       | 6.33        | 6,848        | 1,082        |
| 15. 1993 San Francisco 49ers        | 6.30        | 6,435        | 1,022        |

The Redskins ranked second in the NFL in plays of 20 or more yards in 2016. Of the Redskins' 80 plays of 20-plus yards this season, 14 went for touchdowns, tied for fourth-most in the NFL.

#### 20+ YARD PLAYS (NFL, 2016):

| Team                          | 20+ Runs  | 20+ Passes | Total     |
|-------------------------------|-----------|------------|-----------|
| 1. Atlanta Falcons            | 15        | 69         | 84        |
| <b>2. Washington Redskins</b> | <b>10</b> | <b>70</b>  | <b>80</b> |
| 3. New Orleans Saints         | 8         | 71         | 79        |
| 4t. Green Bay Packers         | 13        | 57         | 70        |
| 4t. Oakland Raiders           | 19        | 51         | 70        |

#### TOUCHDOWNS OF 20+ YARDS (NFL, 2016):

| Team                           | 20-Yd TD  |
|--------------------------------|-----------|
| 1. Atlanta Falcons             | 19        |
| 2. Pittsburgh Steelers         | 18        |
| 3. Miami Dolphins              | 15        |
| <b>4t. Washington Redskins</b> | <b>14</b> |
| 4t. Oakland Raiders            | 14        |

The Redskins ranked third in the league in "explosive plays," defined here as rushes of 10 or more yards and receptions of 20 or more yards.

#### EXPLOSIVE PLAYS (NFL, 2016):

| Team                          | 10+ Runs  | 20+ Passes | Total      |
|-------------------------------|-----------|------------|------------|
| 1. Atlanta Falcons            | 51        | 69         | 120        |
| 2. Pittsburgh Steelers        | 51        | 64         | 115        |
| <b>3. Washington Redskins</b> | <b>44</b> | <b>70</b>  | <b>114</b> |
| 4. Tennessee Titans           | 60        | 53         | 113        |
| 5t. Buffalo Bills             | 77        | 34         | 111        |
| 5t. Dallas Cowboys            | 72        | 39         | 111        |
| 7. New Orleans Saints         | 37        | 71         | 108        |
| 8. Green Bay Packers          | 50        | 57         | 107        |
| 9. Miami Dolphins             | 56        | 46         | 102        |
| 10t. Chicago Bears            | 52        | 49         | 101        |
| 10t. Indianapolis Colts       | 38        | 63         | 101        |

### HISTORICALLY EFFICIENT

The Redskins finished the 2016 season tied for the fifth-fewest total drives in the NFL with 175. However, the Redskins were able to capitalize with scores on 43.4 percent of their drives, the fifth-best mark in the NFL in 2016 and the franchise's best mark in records available dating back to 2000.

#### SCORING EFFICIENCY (REDSKINS SINCE 2000):

| Team                    | Drives     | Scores    | Pct.        |
|-------------------------|------------|-----------|-------------|
| <b>1. 2016 Redskins</b> | <b>175</b> | <b>76</b> | <b>43.4</b> |
| 2. 2012 Redskins        | 185        | 72        | 38.9        |
| 3. 2015 Redskins        | 183        | 67        | 36.6        |
| 4. 2007 Redskins        | 193        | 62        | 32.1        |
| 5. 2011 Redskins        | 189        | 58        | 30.7        |
| 6. 2006 Redskins        | 182        | 55        | 30.2        |
| 7. 2005 Redskins        | 197        | 59        | 29.9        |
| 8. 2014 Redskins        | 193        | 57        | 29.5        |
| 9. 2009 Redskins        | 173        | 51        | 29.5        |
| 10. 2008 Redskins       | 179        | 52        | 29.1        |

Washington's success in 2016 stemmed in part from its ability to stay in manageable down-and-distances. The Redskins ranked third in the NFL in success rate, a metric which defines success as gaining 40 percent of the yardage necessary for a first down on first down, 50 percent of the yardage necessary for a first down on second down or gains the first down on third or fourth down.

#### PER-PLAY SUCCESS RATE (NFL, 2016):

| Team                          | Success    | Plays       | Rate        |
|-------------------------------|------------|-------------|-------------|
| 1. New Orleans Saints         | 613        | 1104        | 55.5        |
| 2. Dallas Cowboys             | 537        | 1005        | 53.4        |
| <b>3. Washington Redskins</b> | <b>526</b> | <b>1009</b> | <b>52.1</b> |
| 4. Atlanta Falcons            | 509        | 992         | 51.3        |
| 5. Indianapolis Colts         | 522        | 1036        | 50.4        |
| 6. New England Patriots       | 526        | 1054        | 49.9        |
| 7. Tennessee Titans           | 498        | 1002        | 49.7        |
| 8. Chicago Bears              | 478        | 962         | 49.7        |
| 9. Green Bay Packers          | 507        | 1024        | 49.5        |
| 10. Buffalo Bills             | 498        | 1006        | 49.5        |

*\*\*Per STATS, LLC: Successful Plays = Anytime the offense gains 40 percent of the yardage necessary for a first down on first down, 50 percent of the yardage necessary for a first down on second down or gains the first down on third or fourth down.*

The offensive efficiency extended to third down, a category in which the Redskins finished fifth in the NFL and posted the team's best third-down conversion percentage since 1991.

#### THIRD DOWN CONVERSION PCT. (NFL, 2016):

| Team                          | Conv.     | Att.       | Pct.        |
|-------------------------------|-----------|------------|-------------|
| 1. New Orleans Saints         | 107       | 220        | 48.6        |
| 2. Green Bay Packers          | 98        | 210        | 46.7        |
| 3. Tennessee Titans           | 100       | 217        | 46.1        |
| 4. New England Patriots       | 104       | 227        | 45.8        |
| <b>5. Washington Redskins</b> | <b>90</b> | <b>199</b> | <b>45.2</b> |
| 6. Tampa Bay Buccaneers       | 94        | 214        | 43.9        |
| 7. Indianapolis Colts         | 87        | 202        | 43.1        |
| 8. Detroit Lions              | 83        | 195        | 42.6        |
| 9. San Diego Chargers         | 85        | 200        | 42.5        |
| 10. Dallas Cowboys            | 80        | 189        | 42.3        |

# 2016 SEASON IN REVIEW

## TRENDING

### TOTAL OFFENSE

The Redskins moved the ball at a record pace in 2016. The 2016 Redskins became the first squad in team history to average 400 yards per game in a single season.

#### YARDS PER GAME (REDSKINS HISTORY)

| Team                    | Yards        |
|-------------------------|--------------|
| <b>1. 2016 Redskins</b> | <b>403.4</b> |
| 2. 1989 Redskins        | 390.8        |
| 3. 1983 Redskins        | 383.7        |
| 4. 2012 Redskins        | 383.2        |
| 5. 1947 Redskins        | 375.4        |
| 6. 1987 Redskins        | 373.1        |
| 7. 1999 Redskins        | 372.8        |
| 8. 2013 Redskins        | 369.7        |
| 9. 1948 Redskins        | 360.3        |
| 10. 1991 Redskins       | 358.8        |

The Redskins ranked third in the NFL in yards per game in 2016. The Redskins have now finished in the Top 10 in the NFL in yards per game 17 times since the 1970 merger.

#### TOP 10 RANKINGS IN TOTAL OFFENSE (REDSKINS SEASONS SINCE 1970):

| Season               | Rank     | YPG          |
|----------------------|----------|--------------|
| <b>2016 Redskins</b> | <b>3</b> | <b>403.4</b> |
| 2013 Redskins        | 9        | 369.7        |
| 2012 Redskins        | 5        | 383.2        |
| 1999 Redskins        | 2        | 372.8        |
| 1996 Redskins        | 9        | 326.8        |
| 1991 Redskins        | 4        | 358.8        |
| 1990 Redskins        | 4        | 347.6        |
| 1989 Redskins        | 2        | 390.8        |
| 1988 Redskins        | 6        | 354.9        |
| 1987 Redskins        | 3        | 373.1        |
| 1986 Redskins        | 5        | 350.1        |
| 1984 Redskins        | 9        | 334.4        |
| 1983 Redskins        | 3        | 383.7        |
| 1982 Redskins        | 7        | 331.7        |
| 1981 Redskins        | 9        | 351.4        |
| 1975 Redskins        | 8        | 333.5        |
| 1970 Redskins        | 9        | 294.9        |

The Redskins' 6,454 yards in 2016 broke the team record of 6,253, set in 1989.

#### TOTAL NET YARDS (REDSKINS HISTORY):

| Team                    | Yards        |
|-------------------------|--------------|
| <b>1. 2016 Redskins</b> | <b>6,454</b> |
| 2. 1989 Redskins        | 6,253        |
| 3. 1983 Redskins        | 6,139        |
| 4. 2012 Redskins        | 6,131        |
| 5. 1999 Redskins        | 5,965        |
| 6. 2013 Redskins        | 5,915        |
| 7. 1991 Redskins        | 5,741        |
| 8. 2014 Redskins        | 5,738        |
| 9. 1988 Redskins        | 5,679        |
| 10. 2015 Redskins       | 5,661        |

### CONSECUTIVE 300-YARD GAMES

With 284 yards in Week 17, the Redskins' streak of consecutive regular season games with at least 300 yards snapped at 19 consecutive regular season games, dating back to Week 14 of the 2015 season.

The 19-game streak was the longest in team history:

#### CONSECUTIVE REGULAR SEASON GAMES WITH 300+ OFFENSIVE YARDS (REDSKINS, ALL-TIME):

| Streak Start/End                          | Games     |
|---|-----------|
| <b>1. Week 14 [2015] – Week 16 [2016]</b> | <b>19</b> |
| 2. Week 1 [1987] – Week 2 [1988]          | 17        |
| 3t. Week 9 [2012] – Week 7 [2013]         | 14        |
| 3t. Week 11 [2011] – Week 7 [2012]        | 14        |
| 5. Week 14 [1988] – Week 9 [1989]         | 12        |

The Redskins' 19-game streak across the 2015-16 seasons was the second-longest in the NFL since the start of the 2015 season.

#### CONSECUTIVE 300-YARD GAMES, LONGEST STREAKS SINCE 2015:

| Team                          | Games     |
|-------------------------------|-----------|
| 1. Seattle Seahawks           | 21        |
| <b>2. Washington Redskins</b> | <b>19</b> |
| 3t. Atlanta Falcons           | 15        |
| 3t. Arizona Cardinals         | 15        |
| 5t. Four teams tied           | 14        |

### CONSECUTIVE 400-YARD GAMES

In Week 8, the Redskins tied a team record by posting a third consecutive effort with at least 400 yards of offense. It marked the second time the Redskins had recorded three straight 400-yard games in Head Coach Jay Gruden's tenure.

#### CONSECUTIVE REGULAR SEASON GAMES WITH 400+ OFFENSIVE YARDS (REDSKINS, ALL-TIME):

| Streak Start/End                         | Games    |
|--|----------|
| <b>1t. Week 6 [2016] – Week 8 [2016]</b> | <b>3</b> |
| 1t. Week 15 [2015] – Week 17 [2015]      | 3        |
| 1t. Week 9 [2013] – Week 11 [2013]       | 3        |
| 1t. Week 7 [1983] – Week 9 [1983]        | 3        |
| 1t. Week 15 [1981] – Week 1 [1982]       | 3        |
| 1t. Week 2 [1949] – Week 4 [1949]        | 3        |
| 7t. Many times                           | 2        |

Since Kirk Cousins assumed the starting quarterback role prior to the 2015 season, the Redskins have reached 400 yards in 14 games, tied for the second-most in the NFL in that time frame.

#### 400-YARD GAMES (NFL SINCE 2015)

| Team                           | Games     |
|--------------------------------|-----------|
| 1. New Orleans Saints          | 15        |
| <b>2t. Washington Redskins</b> | <b>14</b> |
| 2t. Arizona Cardinals          | 14        |
| 2t. Atlanta Falcons            | 14        |
| 5t. Dallas Cowboys             | 13        |
| 5t. New England Patriots       | 13        |
| 7. Pittsburgh Steelers         | 12        |
| 8t. Many teams tied            | 10        |

# 2016 SEASON IN REVIEW

## TRENDING

### AVOIDING THREE-AND-OUTS

In the Redskins' 175 offensive possessions during the 2016 season, defenses limited the Redskins to only 25 three-and-outs. Washington's three-and-out percentage of 14.3 percent ranked first in the NFL in 2016.

#### THREE-AND-OUT DRIVES (NFL, 2016):

| Team                          | Drives     | 3 & Outs  | Pct.        |
|-------------------------------|------------|-----------|-------------|
| 1. Atlanta Falcons            | 175        | 24        | 13.7        |
| <b>2. Washington Redskins</b> | <b>175</b> | <b>25</b> | <b>14.3</b> |
| 3. New Orleans Saints         | 181        | 28        | 15.5        |
| 4. Carolina Panthers          | 193        | 32        | 16.6        |
| 5. San Diego Chargers         | 181        | 32        | 17.7        |

The Redskins finished 23rd in the NFL in three-and-out percentage in 2015 at 24.4 percent. The team's top figure in records available dating back to 2000 was a 17.5 percent mark in 2011.

#### THREE-AND-OUT DRIVES (REDSKINS SINCE 2000):

| Team                    | Drives     | 3 & Outs  | Pct.        |
|-------------------------|------------|-----------|-------------|
| <b>1. 2016 Redskins</b> | <b>162</b> | <b>20</b> | <b>12.3</b> |
| 2. 2011 Redskins        | 189        | 33        | 17.5        |
| 3. 2012 Redskins        | 185        | 36        | 19.5        |
| 4. 2002 Redskins        | 198        | 40        | 20.2        |
| 5. 2000 Redskins        | 192        | 40        | 20.8        |

### PASS PROTECTION

The Redskins allowed only 23 sacks in 2016, including four sack-free games. The Redskins allowed the fourth-fewest sacks in the NFL in 2016, continuing a trend of stout pass protection dating back to the start of the 2015 season.

#### SACKS ALLOWED (NFL, 2016):

| Team                          | Sacks All. |
|-------------------------------|------------|
| 1. Oakland Raiders            | 18         |
| 2. Pittsburgh Steelers        | 21         |
| 3. New York Giants            | 22         |
| <b>4. Washington Redskins</b> | <b>23</b>  |
| 5. New England Patriots       | 24         |

#### SACKS ALLOWED SINCE 2015:

| Team                          | Sacks All. |
|-------------------------------|------------|
| 1. New York Giants            | 49         |
| <b>2. Washington Redskins</b> | <b>50</b>  |
| 3. Oakland Raiders            | 51         |
| 4. Pittsburgh Steelers        | 54         |
| 5t. Baltimore Ravens          | 57         |
| 5t. New York Jets             | 57         |

#### GAMES ALLOWING 0-1 SACKS SINCE 2015:

| Team                           | Games     |
|--------------------------------|-----------|
| <b>1t. Washington Redskins</b> | <b>18</b> |
| 1t. New York Jets              | 18        |
| 3. Oakland Raiders             | 17        |
| 4t. Chicago Bears              | 16        |
| 4t. New York Giants            | 16        |
| 4t. Pittsburgh Steelers        | 16        |

### YARDS PER PLAY

The Redskins produced yards per play at a record pace during the 2016 season. Washington's 6.40 yards-per-play average shattered the 6.17 mark set by the 2012 Redskins, which led the NFL that season and previously stood as the team's best average since the 1970 merger.

#### YARDS PER PLAY (REDSKINS SINCE 1970):

| Team                    | Yds/Play    | Yards        | Plays        |
|-------------------------|-------------|--------------|--------------|
| <b>1. 2016 Redskins</b> | <b>6.40</b> | <b>6,454</b> | <b>1,009</b> |
| 2. 2012 Redskins        | 6.17        | 6,131        | 994          |
| 3. 1999 Redskins        | 5.79        | 5,965        | 1,031        |
| 4. 1991 Redskins        | 5.76        | 5,741        | 996          |
| 5. 2014 Redskins        | 5.70        | 5,738        | 1,006        |
| 6. 1989 Redskins        | 5.60        | 6,253        | 1,116        |
| 7. 2015 Redskins        | 5.60        | 5,661        | 1,011        |
| 8. 1987 Redskins        | 5.57        | 5,597        | 1,005        |
| 9. 1983 Redskins        | 5.45        | 6,139        | 1,127        |
| 10. 1996 Redskins       | 5.45        | 5,229        | 960          |

### DIVISION PARITY

Parity has been a topic de jour in the National Football League in recent years, and the league-wide trends provide the evidence. Each year since the 12-team playoff format was adopted in 1990, at least four teams have qualified for the playoffs after missing the postseason the year before.

No division has seen more turnover at the top in recent years than the NFC East, which is only division to have all four teams win at least one division title within the last six seasons.

### DIVISION CHAMPIONS, 2011-16

#### NFC EAST

|             |                            |
|-------------|----------------------------|
| 2016        | Dallas Cowboys             |
| <b>2015</b> | <b>Washington Redskins</b> |
| 2014        | Dallas Cowboys             |
| 2013        | Philadelphia Eagles        |
| <b>2012</b> | <b>Washington Redskins</b> |
| 2011        | New York Giants            |

#### AFC EAST

|      |                      |
|------|----------------------|
| 2016 | New England Patriots |
| 2015 | New England Patriots |
| 2014 | New England Patriots |
| 2013 | New England Patriots |
| 2012 | New England Patriots |
| 2011 | New England Patriots |

#### NFC NORTH

|      |                   |
|------|-------------------|
| 2016 | Green Bay Packers |
| 2015 | Minnesota Vikings |
| 2014 | Green Bay Packers |
| 2013 | Green Bay Packers |
| 2012 | Green Bay Packers |
| 2011 | Green Bay Packers |

#### AFC NORTH

|      |                     |
|------|---------------------|
| 2016 | Pittsburgh Steelers |
| 2015 | Cincinnati Bengals  |
| 2014 | Pittsburgh Steelers |
| 2013 | Cincinnati Bengals  |
| 2012 | Baltimore Ravens    |
| 2011 | Baltimore Ravens    |

#### NFC SOUTH

|      |                    |
|------|--------------------|
| 2016 | Atlanta Falcons    |
| 2015 | Carolina Panthers  |
| 2014 | Carolina Panthers  |
| 2013 | Carolina Panthers  |
| 2012 | Atlanta Falcons    |
| 2011 | New Orleans Saints |

#### AFC SOUTH

|      |                    |
|------|--------------------|
| 2016 | Houston Texans     |
| 2015 | Houston Texans     |
| 2014 | Indianapolis Colts |
| 2013 | Indianapolis Colts |
| 2012 | Houston Texans     |
| 2011 | Houston Texans     |

#### NFC WEST

|      |                     |
|------|---------------------|
| 2016 | Seattle Seahawks    |
| 2015 | Arizona Cardinals   |
| 2014 | Seattle Seahawks    |
| 2013 | Seattle Seahawks    |
| 2012 | San Francisco 49ers |
| 2011 | San Francisco 49ers |

#### AFC WEST

|      |                    |
|------|--------------------|
| 2016 | Kansas City Chiefs |
| 2015 | Denver Broncos     |
| 2014 | Denver Broncos     |
| 2013 | Denver Broncos     |
| 2012 | Denver Broncos     |
| 2011 | Denver Broncos     |

# 2016 SEASON IN REVIEW

## TRENDING

### TD-FREE DEFENSE

In their Week 6 victory vs. Philadelphia, the Redskins held the Eagles without an offensive touchdown. Across Weeks 5-7, the Redskins held opponents without an offensive touchdown for nine consecutive quarters, a stretch of 152:53 of game time.

The Redskins have produced 23 performances holding opponents without an offensive touchdown since the turn of the century, including 11 in the last 10 years. Week 6 marked the Redskins' first time accomplishing the feat since Week 11 of the 2012 season.

#### GAMES ALLOWING NO OFFENSIVE TOUCHDOWNS (REDSKINS, LAST 10 YEARS):

| Date       | Game             | Final   |
|------------|------------------|---------|
| 10/16/2016 | vs. Philadelphia | 27-20 W |
| 11/18/2012 | vs. Philadelphia | 31-6 W  |
| 9/26/2011  | at Dallas        | 18-16 L |
| 11/21/2010 | at Tennessee     | 19-16 W |
| 10/18/2009 | vs. Kansas City  | 16-6 L  |
| 12/21/2008 | vs. Philadelphia | 10-3 W  |
| 10/12/2008 | vs. St. Louis    | 19-17 L |
| 12/30/2007 | vs. Dallas       | 27-6 W  |
| 12/2/2007  | vs. Buffalo      | 17-16 L |
| 10/7/2007  | vs. Detroit      | 34-3 W  |
| 9/17/2007  | at Philadelphia  | 20-12 W |

### FORCING FUMBLES

En route to practices in recent seasons, Redskins players have passed two tackling dummies. Each dummy had a football attached to its arm via velcro, and each day, members of the defensive staff commanded players to knock the balls loose before stepping onto the practice field.

The exercise was meant to instill and reinforce a mentality for forcing fumbles, and Washington's performance in that category since 2015 appeared to support the process.

#### DEFENSIVE FORCED FUMBLES SINCE 2015:

| Team                           | FF        |
|--------------------------------|-----------|
| 1. Carolina Panthers           | 37        |
| <b>2t. Washington Redskins</b> | <b>36</b> |
| 2t. Arizona Cardinals          | 36        |
| 4t. Denver Broncos             | 34        |
| 4t. Tampa Bay Buccaneers       | 34        |

### TAKEAWAYS

Prior to a takeaway-free game against Philadelphia in Week 6, the Redskins had recorded a takeaway in seven straight regular season games dating back to 2015.

#### REDSKINS TAKEAWAY STREAKS SINCE 2000:

| Streak Start/End                      | Games    |
|---------------------------------------|----------|
| Week 14 (2012) – Week 10 (2013)       | 13       |
| Week 14 (1999) – Week 8 (2000)        | 12       |
| Week 7 (2005) – Week 17 (2005)        | 11       |
| Week 12 (2013) – Week 4 (2014)        | 10       |
| Week 16 (2009) – Week 8 (2010)        | 10       |
| Week 13 (2007) – Week 4 (2008)        | 9        |
| Week 3 (2007) – Week 11 (2007)        | 8        |
| Week 17 (2011) – Week 7 (2012)        | 8        |
| <b>Week 16 (2015) – Week 5 (2016)</b> | <b>7</b> |
| Week 16 (2010) – Week 6 (2011)        | 7        |
| Week 4 (2004) – Week 11 (2004)        | 7        |
| Week 12 (2001) – Week 1 (2002)        | 7        |

### ICING THE PUNTER

In 2016, 41.3 percent of all drives in the NFL resulted in punts. Meanwhile, Redskins punter Tress Way's season was almost as notable for his work as a passer (1-for-1, 31 yards) as it has for his work as a punter.

The Redskins punted only 49 times on 175 offensive possessions in 2016, boasting a 28.0 percent average, the second-lowest in the NFL.

#### PERCENTAGE OF DRIVES ENDING IN PUNTS (NFL, 2016):

| Team                          | Drives     | Punts     | Pct.        |
|-------------------------------|------------|-----------|-------------|
| 1. Atlanta Falcons            | 175        | 48        | 27.4        |
| <b>2. Washington Redskins</b> | <b>175</b> | <b>49</b> | <b>28.0</b> |
| 3. Indianapolis Colts         | 181        | 55        | 30.4        |
| 4. New Orleans Saints         | 181        | 57        | 31.5        |
| 5. Green Bay Packers          | 176        | 56        | 31.8        |

### RETURN OF THE RETURN GAME

The Redskins received limited contributions from their punt return unit in 2015, averaging 4.8 yards per return, the second-fewest in the NFL. It marked the fifth consecutive season the team had ranked in the bottom half of the NFL in punt return average.

Redskins coaches remained steadfast behind returner Jamison Crowder entering 2016, and the results justified their faith. The Redskins ranked fourth in the NFL with an 11.9-yard team average on returns in 2016. The Redskins finished in the Top 5 in the NFL in punt return average for the first time since leading the league in the category in 1995.

#### TEAM PUNT RETURN AVERAGE (NFL, 2016):

| Team                          | PR        | Yds        | Avg         | TD       |
|-------------------------------|-----------|------------|-------------|----------|
| 1. Kansas City Chiefs         | 40        | 592        | 14.8        | 2        |
| 2. Philadelphia Eagles        | 19        | 246        | 12.9        | 0        |
| 3. Detroit Lions              | 20        | 246        | 12.3        | 2        |
| <b>4. Washington Redskins</b> | <b>29</b> | <b>344</b> | <b>11.9</b> | <b>1</b> |
| 5. Atlanta Falcons            | 24        | 273        | 11.4        | 0        |

#### TEAM SINGLE-SEASON PUNT RETURN AVERAGE (REDSKINS HISTORY):

| Team                     | PR        | Yds        | Avg         | TD       |
|--------------------------|-----------|------------|-------------|----------|
| 1. 1941 Redskins         | 45        | 675        | 15.0        | 3        |
| 2. 1994 Redskins         | 32        | 452        | 14.1        | 2        |
| 3. 1991 Redskins         | 46        | 610        | 13.3        | 2        |
| 4. 1976 Redskins         | 52        | 688        | 13.2        | 1        |
| 5. 1963 Redskins         | 30        | 391        | 13.0        | 0        |
| 6. 1945 Redskins         | 31        | 390        | 12.6        | 0        |
| 7. 1947 Redskins         | 36        | 445        | 12.4        | 0        |
| 8. 1995 Redskins         | 26        | 315        | 12.1        | 1        |
| 9. 1942 Redskins         | 45        | 544        | 12.1        | 0        |
| <b>10. 2016 Redskins</b> | <b>29</b> | <b>344</b> | <b>11.9</b> | <b>1</b> |

#### INDIVIDUAL PUNT RETURN AVERAGE (NFL, 2016) MIN. 1.25 PR/TEAM GAME:

| Player                    | Team       | PR        | Yds        | Avg         | TD       |
|---------------------------|------------|-----------|------------|-------------|----------|
| 1. Tyreek Hill            | KC         | 39        | 592        | 15.2        | 2        |
| 2. Marcus Sherels         | Min        | 21        | 292        | 13.9        | 2        |
| 3. Andre Roberts          | Det        | 20        | 246        | 12.3        | 2        |
| <b>4. Jamison Crowder</b> | <b>Was</b> | <b>27</b> | <b>328</b> | <b>12.1</b> | <b>1</b> |
| 5. Brandon Tate           | Buf        | 26        | 301        | 11.6        | 0        |

# 2016 SEASON IN REVIEW

## A LOOK BACK AT LONDON

### RECORD-BREAKER AT WEMBLEY

The Redskins made their European regular season debut at Wembley Stadium in London in Week 8, drawing the Cincinnati Bengals in an entertaining 27-27 tie.

The Redskins recorded 546 yards of total offense, including 446 net passing yards and 100 rushing yards. The 546 yards of offense were the fourth-most by the team in records dating back to 1950.

#### 500-YARD GAMES (REDSKINS SINCE 1950):

| Date              | Game             | Result         | Yds        | Rush       | Pass       |
|-------------------|------------------|----------------|------------|------------|------------|
| 11/4/1990         | @ Lions          | 41-38 W        | 676        | 194        | 482        |
| 11/10/1991        | vs. Falcons      | 56-17 W        | 559        | 108        | 451        |
| 10/17/1983        | @ Packers        | 48-47 L        | 552        | 184        | 368        |
| <b>10/30/2016</b> | <b>@ Bengals</b> | <b>27-27 T</b> | <b>546</b> | <b>100</b> | <b>446</b> |
| 11/26/1950        | vs. Colts        | 38-28 W        | 530        | 249        | 281        |
| 9/20/1981         | @ Rams           | 40-30 L        | 521        | 133        | 388        |
| 9/11/1988         | vs. Steelers     | 30-29 W        | 515        | 93         | 422        |
| 12/15/1974        | vs. Bears        | 42-0 W         | 511        | 182        | 329        |
| 12/26/1999        | @ 49ers          | 26-20 W        | 511        | 57         | 454        |
| 9/21/2014         | @ Eagles         | 37-34 L        | 511        | 84         | 427        |
| 11/15/2015        | vs. Saints       | 47-14 W        | 510        | 209        | 301        |
| 10/8/1989         | vs. Cardinals    | 30-28 W        | 508        | 175        | 333        |
| 12/17/1989        | @ Falcons        | 31-30 W        | 507        | 131        | 376        |
| 9/12/1999         | vs. Cowboys      | 41-35 L        | 504        | 135        | 369        |
| 12/20/1981        | @ Rams           | 30-7 W         | 502        | 241        | 261        |
| 9/24/1950         | @ Packers        | 35-21 L        | 500        | 204        | 296        |
| 11/9/1958         | vs. Cardinals    | 45-31 W        | 500        | 242        | 258        |
| 11/3/2013         | vs. Chargers     | 30-24 W        | 500        | 209        | 291        |

The performance in London was the Redskins' 15th game with at least 500 yards of offense since the 1970 merger, making the Redskins 10-4-1 in those contests since 1970.

The game featured 65 total first downs, shattering the Redskins' team record for combined first downs by the team and an opponent in a single game.

#### MOST COMBINED TOTAL FIRST DOWNS [SINGLE-GAME, REDSKINS HISTORY]:

| Record    | Game                                  | Date            |
|-----------|---------------------------------------|-----------------|
| <b>65</b> | <b>Redskins [30] vs. Bengals [35]</b> | <b>10/30/16</b> |
| 57        | Redskins [25] vs. Cardinals [32]      | 11/10/96        |

#### MOST COMBINED PASSING FIRST DOWNS [SINGLE-GAME, REDSKINS HISTORY]:

| Record    | Game                                  | Date            |
|-----------|---------------------------------------|-----------------|
| <b>41</b> | <b>Redskins [24] vs. Bengals [17]</b> | <b>10/30/16</b> |
| 40        | Redskins [17] vs. Texans [23]         | 09/19/10        |

Quarterback Kirk Cousins completed 38-of-56 passes for 458 yards with two touchdowns and one interception, breaking the team record for single-game completions and threatening the record for passing yards.

#### MOST COMPLETIONS [SINGLE-GAME, REDSKINS HISTORY]:

| Record     | Player [Opponent]                 | Date            |
|------------|-----------------------------------|-----------------|
| <b>38^</b> | <b>Kirk Cousins [vs. Bengals]</b> | <b>10/30/16</b> |
| 33         | Kirk Cousins [vs. Buccaneers]     | 10/25/15        |
| 33         | Jason Campbell [vs. Cowboys]      | 11/18/07        |

^ Later broken in Week 12 vs. Dallas [41]

#### MOST PASSING YARDS [SINGLE-GAME, REDSKINS HISTORY]:

| Record     | Player [Opponent]                 | Date            |
|------------|-----------------------------------|-----------------|
| 471        | Brad Johnson [vs. 49ers]          | 12/26/99        |
| <b>458</b> | <b>Kirk Cousins [vs. Bengals]</b> | <b>10/30/16</b> |
| 446        | Sammy Baugh [vs. Yanks]           | 10/31/48        |

### A DRAW ABROAD

The Redskins' 27-27 tie against the Bengals was the Redskins' 28th all-time tie but only their second since the NFL adopted overtime in 1974. The game marked the Redskins' first tie since Nov. 23, 1997, when the team tied the New York Giants, 7-7.

Included below are all 28 ties in Redskins history:

| Date       | Game                    | Final Score |
|------------|-------------------------|-------------|
| 10/23/1932 | at New York Giants      | 0-0         |
| 10/30/1932 | vs. Chicago Bears       | 7-7         |
| 9/17/1933  | at Green Bay Packers    | 7-7         |
| 12/3/1933  | at Chicago Cardinals    | 0-0         |
| 12/8/1935  | at Brooklyn Dodgers     | 0-0         |
| 9/18/1938  | vs. Brooklyn Dodgers    | 16-16       |
| 10/30/1938 | at Brooklyn Dodgers     | 6-6         |
| 10/1/1939  | vs. New York Giants     | 0-0         |
| 11/7/1943  | at Phil-Pitt Steagles   | 14-14       |
| 10/8/1944  | at Philadelphia Eagles  | 31-31       |
| 9/29/1946  | vs. Pittsburgh Steelers | 14-14       |
| 10/30/1949 | at New York Bulldogs    | 14-14       |
| 10/2/1953  | at Philadelphia Eagles  | 21-21       |
| 11/17/1957 | vs. Cleveland Browns    | 30-30       |
| 12/7/1958  | vs. Pittsburgh Steelers | 14-14       |
| 10/16/1960 | at New York Giants      | 24-24       |
| 10/23/1960 | vs. Pittsburgh Steelers | 27-27       |
| 11/19/1961 | at Dallas Cowboys       | 28-28       |
| 9/16/1962  | at Dallas Cowboys       | 35-35       |
| 10/14/1962 | at St. Louis Cardinals  | 17-17       |
| 10/15/1967 | at Atlanta Falcons      | 20-20       |
| 10/22/1967 | at Los Angeles Rams     | 28-28       |
| 12/3/1967  | vs. Philadelphia Eagles | 35-35       |
| 10/5/1969  | at San Francisco 49ers  | 17-17       |
| 11/9/1969  | vs. Philadelphia Eagles | 28-28       |
| 11/7/1971  | vs. Philadelphia Eagles | 7-7         |
| 11/23/1997 | vs. New York Giants     | 7-7 [OT]    |
| 10/30/2016 | at Cincinnati Bengals   | 27-27 [OT]  |

### THREE 90-YARD RECEIVERS

The Redskins' aerial attack at Wembley produced prolific efforts from Jamison Crowder, Jordan Reed and Vernon Davis. The game marked only the sixth time since 1950 that the Redskins have had three players record at least 90 receiving yards in the same game:

| Date       | Opponent | Player          | Yds | Rec |
|------------|----------|-----------------|-----|-----|
| 10/30/2016 | Bengals  | Jamison Crowder | 107 | 9   |
|            |          | Jordan Reed     | 99  | 9   |
|            |          | Vernon Davis    | 93  | 5   |
| 11/4/1990  | Lions    | Art Monk        | 168 | 13  |
|            |          | Gary Clark      | 132 | 8   |
|            |          | Ricky Sanders   | 132 | 11  |
| 11/13/1988 | Bears    | Craig McEwen    | 120 | 3   |
|            |          | Gary Clark      | 98  | 8   |
|            |          | Art Monk        | 91  | 6   |
| 11/2/1986  | Vikings  | Gary Clark      | 123 | 6   |
|            |          | Art Monk        | 102 | 6   |
|            |          | Clint Didier    | 99  | 5   |
| 11/26/1967 | Browns   | Charley Taylor  | 123 | 11  |
|            |          | Bobby Mitchell  | 106 | 6   |
|            |          | A.D. Whitfield  | 102 | 8   |
| 11/28/1965 | Cowboys  | Charley Taylor  | 139 | 7   |
|            |          | Bobby Mitchell  | 99  | 6   |
|            |          | Angie Coia      | 93  | 5   |

# 2016 SEASON IN REVIEW

## KIRK COUSINS

Kirk Cousins repeatedly said he knew he had to prove himself in 2016. But for the fifth-year NFL quarterback, having to prove himself was nothing new.

Cousins entered 2016 following a record-setting 2015 campaign. In his first full season as a starter, he set single-season team marks for attempts (543), completions (379), passing yards (4,166) and 300-yard passing games (seven) in leading the Redskins to an NFC East title. Cousins threw a touchdown pass in all 16 regular season games in 2015, becoming the first player in team history to throw a touchdown in all 16 games in a season since the adoption of the 16-game schedule in 1978.

The year was temporary vindication for Cousins, who did not even earn the starting role until Head Coach Jay Gruden said "It's Kirk's team" on Aug. 31 that year.

"He's always in the meetings, he's on time, he's wanting to do extra work, he's studying the film, he's a gym rat, he's a film rat. That's just what you need to be a successful quarterback in this league," Gruden said in training camp in 2016. "The great quarterbacks are that way in their first year and in their 15th year, that's the way you have to be at the position, and he's got the mental makeup to be a great one."

The 2015 season was another opportunity for Cousins to prove himself in a football career defined by those moments. As a prep quarterback at Holland (Mich.) Christian H.S., he was lightly recruited, fielding a small handful of late scholarship offers, primarily from MAC programs. When Michigan State showed late interest, Cousins mentions that he took his official visit to East Lansing hoping to recruit the coaching staff rather than have the coaching staff recruit him.

That lightly regarded recruit would go on to earn Michigan State's starting role as a sophomore, beating out future NFL quarterback Nick Foles in the process. He became only the second player in Spartan history to be named team captain as a sophomore en route to becoming a three-year captain for the program. He set records in virtually every passing category in school history while appearing in 45 games, starting 39 of his last 40 contests.

Cousins once again had to prove himself upon transitioning to the NFL level. He was the second quarterback selected by the Redskins in the 2012 NFL Draft and entered the league having to compete with veteran Rex Grossman for backup duties. Cousins proved himself capable as a rookie that season in a couple of crucial situations, including leading a game-tying drive in an eventual overtime win against the eventual Super Bowl champion Baltimore Ravens in Week 14 and winning his first career start in Cleveland a week later to keep the team alive for its eventual NFC East title that season.

In five seasons with the Redskins, Cousins has appeared in 46 games with 41 starts, completing 1,025-of-1,556 passes for 12,113 yards with 72 passing touchdowns. He ranks in the Top 10 in team history in completions, passing touchdowns and passing yardage. Cousins has also accrued 19 career 300-yard games (including 18 in the regular season), the most in franchise history.

So while some observers wait for Cousins to prove himself again, the quarterback has already garnered respect around the NFL.

"I don't know what people are looking for. He threw for over 4,000 yards and over 25 touchdowns [in 2015]. The last six games of the season his quarterback rating was over 100," Pittsburgh Steelers Head Coach Mike Tomlin said prior to Week 1 in 2016. "He needs no endorsement from me."

After his breakout campaign as a starter in 2015, the Redskins franchise tagged Cousins for 2016. Playing on the one-year franchise tag didn't faze Cousins, who viewed his entire football career as a series of one-day opportunities.

"In this league it's one year at a time - whether you're on a long-term deal, one-year deal or two-year deal. I mean, I had a four-year deal as a rookie but it didn't feel like a four-year deal, it felt like a one-day deal every single day I was here," Cousins said during training camp. "So I don't think things have changed a whole lot in that regard. I have got to go out there and prove myself each and every game of every season. When you do that, I think the rest will take care of itself."



## REDSKINS CAREER LEADERBOARD

### PASSING TOUCHDOWNS

| Player                 | Seasons            | TD        |
|------------------------|--------------------|-----------|
| 1. Sammy Baugh         | 1937-52 (16)       | 187       |
| 2. Sonny Jurgensen     | 1964-74 (11)       | 179       |
| 3. Joe Theismann       | 1974-85 (12)       | 160       |
| 4. Billy Kilmer        | 1971-78 (8)        | 103       |
| 5. Mark Rypien         | 1988-93 (6)        | 101       |
| <b>6. Kirk Cousins</b> | <b>2012-16 (5)</b> | <b>72</b> |
| 7. Eddie LeBaron       | 1952-59 (7)        | 59        |
| 8. Jason Campbell      | 2006-09 (4)        | 55        |
| 9. Gus Frerotte        | 1994-98 (5)        | 48        |
| 10. Norm Snead         | 1961-63 (3)        | 46        |

### PASS COMPLETIONS

| Player                 | Seasons            | Comp.        |
|------------------------|--------------------|--------------|
| 1. Joe Theismann       | 1974-85 (12)       | 2,044        |
| 2. Sonny Jurgensen     | 1964-74 (11)       | 1,831        |
| 3. Sammy Baugh         | 1937-52 (16)       | 1,693        |
| 4. Mark Rypien         | 1988-93 (6)        | 1,244        |
| <b>5. Kirk Cousins</b> | <b>2012-16 (5)</b> | <b>1,025</b> |
| 6. Jason Campbell      | 2006-09 (4)        | 1,002        |
| 7. Billy Kilmer        | 1971-78 (8)        | 953          |
| 8. Gus Frerotte        | 1994-98 (5)        | 744          |
| 9. Robert Griffin III  | 2012-14 (3)        | 679          |
| 10. Brad Johnson       | 1999-2000 (2)      | 544          |


### PASSING YARDS

| Player                 | Seasons            | Yards         |
|------------------------|--------------------|---------------|
| 1. Joe Theismann       | 1974-85 (12)       | 25,206        |
| 2. Sonny Jurgensen     | 1964-74 (11)       | 22,585        |
| 3. Sammy Baugh         | 1937-52 (16)       | 21,886        |
| 4. Mark Rypien         | 1988-93 (6)        | 15,928        |
| 5. Billy Kilmer        | 1971-78 (8)        | 12,352        |
| <b>6. Kirk Cousins</b> | <b>2012-16 (5)</b> | <b>12,113</b> |
| 7. Jason Campbell      | 2006-09 (4)        | 10,860        |
| 8. Gus Frerotte        | 1994-98 (5)        | 9,769         |
| 9. Norm Snead          | 1961-63 (3)        | 8,306         |
| 10. Robert Griffin III | 2012-14 (3)        | 8,097         |

*Season ranges listed do not include years in which a player did not appear in game action*

# 2016 SEASON IN REVIEW

@KIRKCOUSINS8



## SINGLE-SEASON RECORD WATCH

Cousins set team records in completions, attempts, passing yards and 300-yard passing games in 2015 and met or exceeded those numbers in 2016.

### PASS COMPLETIONS (SINGLE SEASON, REDSKINS HISTORY)

| Player                 | Season      | Comp.      |
|------------------------|-------------|------------|
| <b>1. Kirk Cousins</b> | <b>2016</b> | <b>406</b> |
| 2. Kirk Cousins        | 2015        | 379        |
| 3. Jason Campbell      | 2009        | 327        |
| 4. Brad Johnson        | 1999        | 316        |
| 5. Jason Campbell      | 2008        | 315        |

### PASS ATTEMPTS (SINGLE SEASON, REDSKINS HISTORY)

| Player                 | Season      | Att.       |
|------------------------|-------------|------------|
| <b>1. Kirk Cousins</b> | <b>2016</b> | <b>606</b> |
| 2. Kirk Cousins        | 2015        | 543        |
| 3. Jay Schroeder       | 1986        | 541        |
| 4. Brad Johnson        | 1999        | 519        |
| 5. Trent Green         | 1998        | 509        |

### PASSING YARDS (SINGLE SEASON, REDSKINS HISTORY)

| Player                 | Season      | Yards        |
|------------------------|-------------|--------------|
| <b>1. Kirk Cousins</b> | <b>2016</b> | <b>4,917</b> |
| 2. Kirk Cousins        | 2015        | 4,166        |
| 3. Jay Schroeder       | 1986        | 4,109        |
| 4. Brad Johnson        | 1999        | 4,005        |
| 5. Mark Rypien         | 1989        | 3,768        |

### 300-YARD PASSING GAMES (SINGLE SEASON, REDSKINS HISTORY)

| Player                  | Season      | Games    |
|-------------------------|-------------|----------|
| <b>1t. Kirk Cousins</b> | <b>2016</b> | <b>7</b> |
| 1t. Kirk Cousins        | 2015        | 7        |
| 3t. Mark Rypien         | 1989        | 5        |
| 3t. Jay Schroeder       | 1986        | 5        |
| 3t. Sonny Jurgensen     | 1967        | 5        |

## RANKINGS REPORT (2016)

A look at Cousins' Top 10 rankings in various passing categories in 2016:

| Passing Category    | No.   | NFL Rank | NFC Rank |
|---------------------|-------|----------|----------|
| 300-Yard Games      | 7     | 2        | 2        |
| 400-Yard Games      | 2     | 1t       | 1t       |
| Yards/Game          | 307.3 | 3        | 3        |
| Yards/Attempt       | 8.11  | 3        | 2        |
| Attempts/Game       | 37.9  | 7        | 5        |
| Completions/Game    | 25.4  | 4        | 3        |
| Completion Pct.     | 67.0  | 8        | 5        |
| Passing First Downs | 225   | 3        | 3        |
| 25+ Yard Passes     | 44    | 1        | 1        |
| Sacks/Passing Play  | 3.7   | 5        | 2        |

## GAMES WITH A TD PASS SINCE 2015

Since Cousins assumed the starting role prior to 2015, no NFL quarterback has thrown a touchdown pass in more games:

| Player                  | Games     |
|-------------------------|-----------|
| <b>1t. Kirk Cousins</b> | <b>30</b> |
| 1t. Aaron Rodgers       | 30        |
| 1t. Matt Ryan           | 30        |
| 4. Blake Bortles        | 29        |
| 5t. Three players tied  | 28        |

## TURNOVER TURNAROUND

Cousins was criticized early in his career for being too prone to interceptions. He now ranks third in team history among passers with 1000 career attempts for lowest interception rate.

### LOWEST PERCENTAGE OF PASSES INTERCEPTED (CAREER, REDSKINS HISTORY, MIN. 1000 ATT.)

| Player                 | Years              | Att          | Int       | Int %      |
|------------------------|--------------------|--------------|-----------|------------|
| 1. Robert Griffin III  | 2012-14 (3)        | 1,063        | 23        | 2.2        |
| 2. Jason Campbell      | 2006-09 (4)        | 1,637        | 38        | 2.3        |
| <b>3. Kirk Cousins</b> | <b>2012-16 (5)</b> | <b>1,556</b> | <b>42</b> | <b>2.7</b> |
| 4. Gus Frerotte        | 1994-98 (5)        | 1,422        | 44        | 3.1        |
| 5. Mark Rypien         | 1988-93 (6)        | 2,207        | 75        | 3.4        |

# 2016 SEASON IN REVIEW

@KIRKCOUSINS8

## 400-YARD PASSING GAMES

Cousins posted his third career 400-yard passing game in Week 12 in Dallas, setting the record most for 400-yard passing games in team history.

### 400-YARD PASSING GAMES (REDSKINS, CAREER)

| Player                 | Seasons        | Games    |
|------------------------|----------------|----------|
| <b>1. Kirk Cousins</b> | <b>2012-16</b> | <b>3</b> |
| 2t. Sonny Jurgensen    | 1964-74        | 2        |
| 2t. Mark Rypien        | 1988-93        | 2        |
| 4. Many tied           |                | 1        |

## 300-YARD PASSING GAMES

Cousins' seven 300-yard passing games in 2015 broke the Redskins' single-season record. His 19 career 300-yard passing games (18 in regular season play) are the most in team history:

### 300-YARD PASSING GAMES (REDSKINS, SINGLE-SEASON)

| Player                  | Season      | Games    |
|-------------------------|-------------|----------|
| <b>1t. Kirk Cousins</b> | <b>2016</b> | <b>7</b> |
| <b>1t. Kirk Cousins</b> | <b>2015</b> | <b>7</b> |
| 3t. Mark Rypien         | 1989        | 5        |
| 3t. Joe Schroeder       | 1986        | 5        |
| 3t. Sonny Jurgensen     | 1967        | 5        |

### 300-YARD PASSING GAMES (REDSKINS, CAREER, REGULAR SEASON)

| Player                 | Seasons        | Games     |
|------------------------|----------------|-----------|
| <b>1. Kirk Cousins</b> | <b>2012-16</b> | <b>18</b> |
| 2. Sonny Jurgensen     | 1964-74        | 15        |
| 3. Joe Theismann       | 1974-85        | 14        |

## GOING STREAKING

Cousins has accounted for two of the seven-longest streaks of consecutive games with a touchdown pass in team history. (Asterisks indicate inclusion of postseason play)

| Player                  | Season[s]   | Games      |
|-------------------------|-------------|------------|
| 1. Sonny Jurgensen      | 1966-68     | 23         |
| <b>2. Kirk Cousins</b>  | <b>2015</b> | <b>17*</b> |
| 3. Joe Theismann        | 1982-83     | 15*        |
| 4. Joe Theismann        | 1984        | 13         |
| <b>5t. Kirk Cousins</b> | <b>2016</b> | <b>12</b>  |
| 5t. Donovan McNabb      | 2010        | 12         |
| 5t. Jay Schroeder       | 1986-87     | 12         |

## RED ZONE

Despite early struggles in 2016, Cousins boasts a stout 46:2 career TD:INT ratio inside the 20.

### CAREER PASSES BY LOCATION

| Location        | Att        | Cmp        | Pct         | TD        | Int      | Rate         |
|-----------------|------------|------------|-------------|-----------|----------|--------------|
| Own 1-19        | 151        | 92         | 60.9        | 1         | 8        | 62.3         |
| Own 20-39       | 518        | 350        | 67.6        | 8         | 13       | 92.5         |
| Between 40s     | 378        | 258        | 68.3        | 7         | 11       | 89.2         |
| Opp 39-20       | 314        | 215        | 68.5        | 10        | 8        | 87.1         |
| <b>RED ZONE</b> | <b>195</b> | <b>110</b> | <b>56.4</b> | <b>46</b> | <b>2</b> | <b>100.6</b> |

## COMPLETIONS

Cousins shattered team records for completions in each of the last two seasons.

### PASS COMPLETIONS (REDSKINS, SINGLE-SEASON)

| Player                 | Season      | Comp.      | Att.       |
|------------------------|-------------|------------|------------|
| <b>1. Kirk Cousins</b> | <b>2016</b> | <b>406</b> | <b>606</b> |
| <b>2. Kirk Cousins</b> | <b>2015</b> | <b>379</b> | <b>543</b> |
| 3. Jason Campbell      | 2009        | 327        | 507        |
| 4. Brad Johnson        | 1999        | 316        | 519        |
| 5. Jason Campbell      | 2008        | 315        | 506        |

In Week 16 of 2016, Cousins hit the 1,500-attempt mark for his career to qualify for leaderboards in league and team history.

### CAREER COMPLETION PERCENTAGE (REDSKINS, MIN. 1,500 ATT.)

| Player                 | Seasons        | Att.        | Comp.       | Pct.        |
|------------------------|----------------|-------------|-------------|-------------|
| <b>1. Kirk Cousins</b> | <b>2012-16</b> | <b>1556</b> | <b>1025</b> | <b>65.9</b> |
| 2. Jason Campbell      | 2006-09        | 1637        | 1002        | 61.2        |
| 3. Sonny Jurgensen     | 1964-74        | 3155        | 1831        | 58.0        |
| 4. Joe Theismann       | 1974-85        | 3602        | 2044        | 56.7        |
| 5. Sammy Baugh         | 1937-52        | 2995        | 1693        | 56.5        |

### CAREER COMPLETION PERCENTAGE (NFL HISTORY, MIN. 1,500 ATT.)

| Player                 | Seasons        | Att.        | Comp.       | Pct.        |
|------------------------|----------------|-------------|-------------|-------------|
| 1. Drew Brees          | 2001-16        | 8758        | 5836        | 66.6        |
| 2. Chad Pennington     | 2000-10        | 2471        | 1632        | 66.0        |
| <b>3. Kirk Cousins</b> | <b>2012-16</b> | <b>1556</b> | <b>1025</b> | <b>65.9</b> |
| 4. Kurt Warner         | 1998-2009      | 4070        | 2666        | 65.5        |
| 5. Peyton Manning      | 1998-15        | 9380        | 6125        | 65.3        |
| 6. Tony Romo           | 2004-16        | 4335        | 2829        | 65.3        |
| 7. Aaron Rodgers       | 2005-16        | 4657        | 3034        | 65.1        |
| 8. Matt Ryan           | 2008-16        | 5064        | 3288        | 64.9        |
| 9. Russell Wilson      | 2012-16        | 2281        | 1476        | 64.7        |
| 10. Philip Rivers      | 2004-16        | 5917        | 3811        | 64.4        |

## LEAGUE LEADER

Cousins led the NFL in completion percentage in 2015, marking the 11th time a member of the Redskins accomplished the feat.

### REDSKINS TO LEAD NFL IN COMPLETION PERCENTAGE (Qualified Passers)

| Player              | Season      | Att.       | Comp.      | Pct.        |
|---------------------|-------------|------------|------------|-------------|
| Sammy Baugh*        | 1940        | 177        | 111        | 62.7        |
| Sammy Baugh*        | 1942        | 225        | 132        | 58.7        |
| Sammy Baugh*        | 1943        | 239        | 133        | 55.6        |
| Frankie Filchock    | 1944        | 147        | 84         | 57.1        |
| Sammy Baugh*        | 1945        | 182        | 128        | 70.3        |
| Sammy Baugh*        | 1947        | 354        | 210        | 59.3        |
| Sammy Baugh*        | 1948        | 315        | 185        | 58.7        |
| Sammy Baugh*        | 1949        | 255        | 145        | 56.9        |
| Sonny Jurgensen*    | 1969        | 442        | 274        | 62.0        |
| Sonny Jurgensen*    | 1970        | 337        | 202        | 59.9        |
| <b>Kirk Cousins</b> | <b>2015</b> | <b>543</b> | <b>379</b> | <b>69.8</b> |

\* Pro Football Hall of Famer



# 2016 SEASON IN REVIEW

## JORDAN REED

In recent seasons, Redskins players have often extolled the ability of tight end Jordan Reed to anyone who will listen.

“As I’ve said before and said every week, I don’t know anybody who can guard that young man. When he’s on, he’s on, and it’s tough to stop. He’s the best receiving tight end in the NFL, hands down.”

- Five-time Pro Bowl tackle Trent Williams on Jordan Reed in 2015, as told to Master Tesfatsion of The Washington Post

After a career year in 2015 and another strong campaign in 2016, the entire NFL has now taken notice.

Reed earned his first career Pro Bowl selection in 2016, the first by a Redskins tight end since Chris Cooley in 2008. Reed joined Cooley (2007-08), Stephen Alexander (2000), Jean Fugett (1977) and Jerry Smith (1967 and 1969) as the only Redskins tight ends to earn Pro Bowl honors since the game’s inception in 1950.

Despite being limited by injury to only 12 games with eight starts in 2016, the ex-college-quarterback recorded 66 receptions for 686 yards with six receiving touchdowns. A year earlier, he compiled arguably the greatest season by a tight end in franchise history. During the 2015 regular season, Reed recorded 87 receptions for 952 yards (both team records for a tight end) with 11 receiving touchdowns, becoming the first tight end to lead the Redskins in all three categories since Fugett in 1977.

“He was a puppy when he came in here physically; now he’s filling out and he’s a bigger guy. He’s playing with a ton of confidence,” Head Coach Jay Gruden said in 2016. “We can move him around and do a lot of different things with him. He’s a smart player. He can see coverages, he can work off leverage of the defenders, he’s got big strong hands and he’s excellent after the catch. Really, the sky is the limit for Jordan. I have all of the confidence in the world that when the ball is thrown to him, he’s going to be in the right spot and make the catch. And he can beat a lot of people. He’s getting better and better, more and more confident and he’s blocking better, too. He’s a heck of a player, no doubt.”

In 46 career games with 22 starts for Washington, Reed has compiled 248 career receptions for 2,602 yards with 20 receiving touchdowns. In Week 4 of the 2016 season against Cleveland, Reed recorded his 200th career reception in his 38th career game, becoming the fastest tight end to reach 200 career receptions in NFL history, surpassing Pro Football Hall of Famer Kellen Winslow.

### CAREER GAMES NEEDED TO REACH 200 RECEPTIONS (TIGHT ENDS, NFL HISTORY)

| Player                 | Team       | Games     |
|------------------------|------------|-----------|
| <b>1. Jordan Reed</b>  | <b>Was</b> | <b>38</b> |
| 2. Kellen Winslow Sr.* | SD         | 39        |

\*Pro Football Hall of Famer

While various injuries limited Reed to 9, 11, 14 and 12 games in each of his first four NFL seasons, Reed’s per-game productivity ranks among the league’s best. Reed ranks first among all NFL tight ends in receptions per game since entering the league in 2013.

### RECEPTIONS PER GAME (NFL TIGHT ENDS SINCE 2013)

| Player                | Rec        | Games     | Rec/G      |
|-----------------------|------------|-----------|------------|
| <b>1. Jordan Reed</b> | <b>248</b> | <b>46</b> | <b>5.4</b> |
| 2. Greg Olsen         | 314        | 64        | 4.9        |
| 3. Rob Gronkowski     | 218        | 45        | 4.8        |
| 4. Jimmy Graham       | 284        | 59        | 4.8        |
| 5. Delanie Walker     | 282        | 60        | 4.7        |



Since his breakout campaign in 2015, Reed has ranked among the leaders at his position in receptions, touchdowns and first downs despite missing six games.

### RECEPTIONS (NFL TIGHT ENDS SINCE 2015)

| Player                 | Team       | Games     | Rec        | Yards       | TD        |
|------------------------|------------|-----------|------------|-------------|-----------|
| 1. Delanie Walker      | Ten        | 30        | 159        | 1888        | 13        |
| 2t. Travis Kelce       | KC         | 32        | 157        | 2000        | 9         |
| 2t. Greg Olsen         | Car        | 32        | 157        | 2177        | 10        |
| <b>4t. Jordan Reed</b> | <b>Was</b> | <b>26</b> | <b>153</b> | <b>1638</b> | <b>17</b> |
| 4t. Zach Ertz          | Phi        | 29        | 153        | 1669        | 6         |

### RECEIVING TOUCHDOWNS (NFL TIGHT ENDS SINCE 2015)

| Player                | Team       | TD        |
|-----------------------|------------|-----------|
| 1. Tyler Eifert       | Cin        | 18        |
| <b>2. Jordan Reed</b> | <b>Was</b> | <b>17</b> |
| 3. Rob Gronkowski     | NE         | 14        |
| 4. Delanie Walker     | Ten        | 13        |
| 5t. Two players tied  |            | 12        |

### RECEIVING FIRST DOWNS (NFL TIGHT ENDS SINCE 2015)

| Player                 | Team       | Rec. 1st  |
|------------------------|------------|-----------|
| 1. Greg Olsen          | Car        | 106       |
| <b>2t. Jordan Reed</b> | <b>Was</b> | <b>95</b> |
| 2t. Travis Kelce       | KC         | 95        |
| 4. Delanie Walker      | Ten        | 87        |
| 5. Gary Barnidge       | Cle        | 86        |

# 2016 SEASON IN REVIEW

@REAL\_JORDANREED

## CAREER RECORDS BY REDSKINS TIGHT ENDS

### CAREER RECEPTIONS (TIGHT ENDS, REDSKINS HISTORY):

| Player                | Seasons            | Rec.       |
|-----------------------|--------------------|------------|
| 1. Chris Cooley       | 2004-12 (9)        | 429        |
| 2. Jerry Smith        | 1965-77 (13)       | 421        |
| <b>3. Jordan Reed</b> | <b>2013-16 (4)</b> | <b>248</b> |
| 4. Don Warren         | 1979-92 (14)       | 244        |
| 5. Bill Anderson      | 1958-63 (6)        | 168        |

### CAREER RECEIVING YARDS (TIGHT ENDS, REDSKINS HISTORY):

| Player                | Seasons            | Yards        |
|-----------------------|--------------------|--------------|
| 1. Jerry Smith        | 1965-77 (13)       | 5,496        |
| 2. Chris Cooley       | 2004-12 (9)        | 4,711        |
| 3. Bill Anderson      | 1958-63 (6)        | 2,929        |
| <b>4. Jordan Reed</b> | <b>2013-16 (4)</b> | <b>2,602</b> |
| 5. Don Warren         | 1979-92 (14)       | 2,536        |

### CAREER RECEIVING TOUCHDOWNS (TIGHT ENDS, REDSKINS HISTORY):

| Player                | Seasons            | TD        |
|-----------------------|--------------------|-----------|
| 1. Jerry Smith        | 1965-77 (13)       | 60        |
| 2. Chris Cooley       | 2004-12 (9)        | 33        |
| 3. Jean Fugett        | 1976-79 (4)        | 21        |
| <b>4. Jordan Reed</b> | <b>2013-16 (4)</b> | <b>20</b> |
| 5. Clint Didier       | 1982-87 (6)        | 19        |

## MULTI-TD GAMES (SINCE 1960)

Reed's six career games with multiple touchdowns rank tied for sixth in team history.

### GAMES WITH MULTIPLE RECEIVING TOUCHDOWNS (CAREER, REDSKINS SINCE 1960):

| Player                 | Games    |
|------------------------|----------|
| 1. Charley Taylor      | 17       |
| 2. Art Monk            | 12       |
| 3. Bobby Mitchell      | 11       |
| 4. Jerry Smith         | 10       |
| 5. Gary Clark          | 8        |
| <b>6t. Jordan Reed</b> | <b>6</b> |
| 6t. Santana Moss       | 6        |

## MULTI-TD GAMES (SINCE 1960)

Reed's four games with multiple touchdowns in 2015 tied for the most by a member of the Redskins since 1960. The Redskins were 4-0 in 2015 when Reed caught multiple touchdowns.

### GAMES WITH MULTIPLE RECEIVING TOUCHDOWNS (SINGLE-SEASON, REDSKINS SINCE 1960):

| Player                 | Season      | TD       |
|------------------------|-------------|----------|
| <b>1t. Jordan Reed</b> | <b>2015</b> | <b>4</b> |
| 1t. Bobby Mitchell     | 1962        | 4        |
| 1t. Jerry Smith        | 1967        | 4        |
| 4t. Many players tied  |             | 3        |

## SINGLE-SEASON TIGHT END RECORDS

Despite missing two games, Reed posted arguably the finest season by a tight end in team history in 2015, breaking or challenging records for a tight end in nearly every single category:

### RECEPTIONS IN A SINGLE SEASON (TIGHT ENDS, REDSKINS HISTORY):

| Player                 | Season      | Games     | Rec.      |
|------------------------|-------------|-----------|-----------|
| <b>1. Jordan Reed</b>  | <b>2015</b> | <b>14</b> | <b>87</b> |
| 2. Chris Cooley        | 2008        | 16        | 83        |
| 3. Chris Cooley        | 2010        | 16        | 77        |
| 4. Chris Cooley        | 2005        | 16        | 71        |
| 5. Jerry Smith         | 1967        | 14        | 67        |
| <b>6t. Jordan Reed</b> | <b>2016</b> | <b>11</b> | <b>66</b> |
| 6t. Chris Cooley       | 2007        | 16        | 66        |
| 8. Fred Davis          | 2011        | 12        | 59        |

### RECEIVING YARDS IN A SINGLE SEASON (TIGHT ENDS, REDSKINS HISTORY):

| Player                | Season      | Games     | Yards      |
|-----------------------|-------------|-----------|------------|
| <b>1. Jordan Reed</b> | <b>2015</b> | <b>14</b> | <b>952</b> |
| 2t. Chris Cooley      | 2010        | 16        | 849        |
| 2t. Chris Cooley      | 2008        | 16        | 849        |
| 2t. Jerry Smith       | 1967        | 14        | 849        |
| 5. Fred Davis         | 2011        | 12        | 796        |
| 6. Chris Cooley       | 2007        | 16        | 786        |
| 7. Chris Cooley       | 2005        | 16        | 774        |
| 8t. Bill Anderson     | 1959        | 11        | 734        |
| 8t. Chris Cooley      | 2006        | 16        | 734        |
| 10. Clint Didier      | 1986        | 14        | 691        |

### RECEIVING TOUCHDOWNS IN A SINGLE SEASON (TIGHT ENDS, REDSKINS HISTORY):

| Player                | Season      | Games     | TD        |
|-----------------------|-------------|-----------|-----------|
| 1. Jerry Smith        | 1967        | 14        | 12        |
| <b>2. Jordan Reed</b> | <b>2015</b> | <b>14</b> | <b>11</b> |
| 3t. Pat Richter       | 1968        | 14        | 9         |
| 3t. Jerry Smith       | 1969        | 14        | 9         |
| 3t. Jerry Smith       | 1970        | 14        | 9         |
| 6. Chris Cooley       | 2007        | 16        | 8         |
| 7t. Chris Cooley      | 2005        | 16        | 7         |
| 7t. Jean Fugett       | 1978        | 14        | 7         |
| 7t. Jerry Smith       | 1972        | 14        | 7         |

## RECEIVING TOUCHDOWNS (SINGLE REG. SEASON)

Reed's 11 receiving touchdowns in 2015 were one shy of the team regular season record of 12, set previously by four different players:

| Player                 | Season      | TD        |
|------------------------|-------------|-----------|
| 1t. Ricky Sanders      | 1988        | 12        |
| 1t. Jerry Smith        | 1967        | 12        |
| 1t. Charley Taylor     | 1966        | 12        |
| 1t. Hugh Taylor        | 1952        | 12        |
| <b>5t. Jordan Reed</b> | <b>2015</b> | <b>11</b> |
| 5t. Bobby Mitchell     | 1962        | 11        |
| 7t. Gary Clark         | 1991        | 10        |
| 7t. Bobby Mitchell     | 1964        | 10        |
| 9t. Many tied          |             | 9         |

# 2016 SEASON IN REVIEW

## DeSEAN JACKSON

There was a familiar feel to the Redskins' pursuit and signing of "surprise" free agent cornerback Josh Norman in the 2016 offseason. Two years earlier, the Redskins made one of the biggest impact signings of the 2014 offseason when electrifying wide receiver DeSean Jackson unexpectedly hit the market and signed with the burgundy and gold.

Though perhaps diminutive in size, there has been nothing small about Jackson's performance in Washington, as the Cal product recorded 86 receptions for 1,697 yards with 10 touchdowns in his first two seasons with the team from 2014-15. His 19.7 yards-per-reception average across 2014-15 ranked first in the NFL among players with at least 40 catches.

Jackson made an instant impact in his first year with the team in 2014, finishing the year with an NFL-best average of 20.9 yards per reception, the fifth-best mark in team history. He became the first member of the Redskins to finish a season as the NFL leader in yards per reception since Henry Ellard (19.5 in 1996) and was the fourth player in team history to accomplish the feat (Ellard in 1996, Jim Podoley in 1957 and Hugh Taylor in 1950).

In 2015, Jackson was limited by injury to nine games but still recorded 30 receptions for 528 yards with four touchdowns. Despite limited opportunities, his explosiveness remained on display, as his four scores covered distances of 56 yards, 63 yards, 28 yards and 77 yards, chronologically. The shortest of the four was a game-tying touchdown in the final minute of the team's Week 13 contest on ESPN's Monday Night Football.

"When that ball is in the air, I'm going to track it down. I've practiced a long time, a lot of hours, many weeks, many days doing that."

- Wide receiver DeSean Jackson

The Redskins knew first-hand what kind of playmaking ability Jackson possessed prior to signing him in 2014. In six years as a Philadelphia Eagle, he caught 32 passes for 572 yards (17.9 avg.) with five receiving touchdowns, his most receiving touchdowns against any opponent, in 11 games against Washington.

"The guy gets downfield and can adjust to the ball like nobody else," Head Coach Jay Gruden said.

Jackson's explosiveness has turned heads since he entered the league in 2008. Jackson leads the NFL in receptions of 50-plus yards (37) and total touchdowns of 50-plus yards (26) in that time-frame.

"I think he's talented tracking the football. When the ball is in the air he does a really good job of tracking it and running underneath it," quarterback Kirk Cousins said. "He's obviously fast. He has a good skill in finding the football and locating it and making the tough catch."

### 50-YARD TOUCHDOWNS

DeSean Jackson is one of 10 players to record at least 20 total touchdowns covering 50 yards or more since the 1970 merger:

| Player                    | 50+ TD    |
|---------------------------|-----------|
| 1. Jerry Rice             | 36        |
| 2. Randy Moss             | 29        |
| 3. Terrell Owens          | 27        |
| <b>4t. DeSean Jackson</b> | <b>26</b> |
| 4t. Steve Smith, Sr.      | 26        |
| 6t. Joey Galloway         | 22        |
| 6t. Devin Hester          | 22        |
| 8. Ken Burrough           | 21        |
| 9t. Mel Gray              | 20        |
| 9t. Stanley Morgan        | 20        |

### LONG DISTANCE

No NFL player has more total touchdowns (including returns) covering 50+ yards than DeSean Jackson since 2008:

| Player                   | 50+ Yard TD |
|--------------------------|-------------|
| <b>1. DeSean Jackson</b> | <b>26</b>   |
| 2t. Chris Johnson        | 14          |
| 2t. Jordy Nelson         | 14          |
| 4. Calvin Johnson        | 13          |
| 5. Two players tied      | 12          |

### YARDS PER RECEPTION

DeSean Jackson's 17.7 yards per reception since entering the NFL in 2008 leads all players with at least 300 catches:

| Player                   | Avg.        |
|--------------------------|-------------|
| <b>1. DeSean Jackson</b> | <b>17.7</b> |
| 2. Vincent Jackson       | 16.9        |
| 3. Calvin Johnson        | 15.9        |
| 4. Kenny Britt           | 15.8        |
| 5. T.Y. Hilton           | 15.7        |

### DEEP THREAT

No NFL player has more receptions of 50+ yards than DeSean Jackson since 2008:

| Player                   | 50+ Rec.  |
|--------------------------|-----------|
| <b>1. DeSean Jackson</b> | <b>37</b> |
| 2t. Calvin Johnson       | 23        |
| 2t. Mike Wallace         | 23        |
| 4. Jordy Nelson          | 21        |
| 5. A.J. Green            | 19        |

### IN WASHINGTON

No NFL player (min. 50 rec.) has averaged more yards per catch since DeSean Jackson joined the Redskins in 2014:

| Player                   | Avg.        |
|--------------------------|-------------|
| <b>1. DeSean Jackson</b> | <b>19.0</b> |
| 2. Martavis Bryant       | 17.3        |
| 3. Malcom Floyd          | 17.3        |
| 4. Torrey Smith          | 16.6        |
| 5. T.Y. Hilton           | 16.2        |

### 60-YARD TOUCHDOWNS

DeSean Jackson's 22 total touchdowns of 60 yards or more are one shy of Jerry Rice's record for the most in NFL history:

| Player                   | 60+ TD    |
|--------------------------|-----------|
| 1. Jerry Rice            | 23        |
| <b>2. DeSean Jackson</b> | <b>22</b> |
| 3. Devin Hester          | 21        |
| 4. Bobby Mitchell        | 20        |
| 5. Lance Alworth         | 19        |

# 2016 SEASON IN REVIEW

## OFFENSIVE PLAYMAKERS

### PIERRE GARÇON

When the Redskins signed Pierre Garçon in the first hour of free agency during the 2012 offseason, the Redskins hoped they were getting an ascending 25-year-old talent with a Super Bowl appearance under his belt. What the Redskins have gotten from Garçon in five seasons since has been a reliable target, fierce competitor and tenacious blocker who played a significant role in the Redskins' division titles in 2012 and 2015.

Garçon has appeared in 74 games with 72 starts for the Redskins since 2012, recording 376 receptions for 4,549 yards and 21 receiving touchdowns in five seasons. His 376 receptions with Washington already rank in the Top 10 in team history.

#### CAREER RECEPTIONS (REDSKINS HISTORY)

| Player                  | Seasons            | Rec.       |
|-------------------------|--------------------|------------|
| 1. Art Monk             | 1980-93 (14)       | 888        |
| 2. Charley Taylor       | 1964-77 (13)       | 649        |
| 3. Santana Moss         | 2005-14 (10)       | 581        |
| 4. Gary Clark           | 1985-92 (8)        | 549        |
| 5. Chris Cooley         | 2004-12 (9)        | 429        |
| 6. Jerry Smith          | 1965-77 (13)       | 421        |
| 7. Ricky Sanders        | 1986-93 (8)        | 414        |
| 8. Bobby Mitchell       | 1962-68 (7)        | 393        |
| <b>9. Pierre Garçon</b> | <b>2012-16 (5)</b> | <b>376</b> |
| 10. Michael Westbrook   | 1995-2001 (7)      | 277        |

In 2013, Garçon rewrote a piece of Redskins history, catching 113 passes to break Pro Football Hall of Famer Art Monk's franchise record for receptions in a season (106 in 1984).

#### RECEPTIONS IN A SINGLE SEASON (REDSKINS HISTORY)

| Player                  | Season      | Rec.       |
|-------------------------|-------------|------------|
| <b>1. Pierre Garçon</b> | <b>2013</b> | <b>113</b> |
| 2. Art Monk             | 1984        | 106        |
| 3. Santana Moss         | 2010        | 93         |
| 4. Art Monk             | 1985        | 91         |
| 5. Laveranues Coles     | 2004        | 90         |
| 6. Jordan Reed          | 2015        | 87         |
| 7. Art Monk             | 1989        | 86         |
| 8. Santana Moss         | 2005        | 84         |
| 9. Chris Cooley         | 2008        | 83         |
| 10. Laveranues Coles    | 2003        | 82         |

That season, Garçon became the first member of the Redskins to lead the NFL in receptions since 1984 and also became the third player in NFL history to record at least five receptions in all 16 games of a season since the adoption of the 16-game schedule in 1978 (Jimmy Smith in 2001 and Antonio Brown in 2013).

Garçon has caught a pass in all 74 games he's played with the Redskins, the third-longest streak by a player in Washington since the 1970 merger.

#### CONSECUTIVE GAMES PLAYED WITH A RECEPTION (REDSKINS SINCE 1970)

| Player                  | Seasons        | Games     |
|-------------------------|----------------|-----------|
| 1. Art Monk             | 1983-93        | 164       |
| 2. Chris Cooley         | 2004-09        | 76        |
| <b>3. Pierre Garçon</b> | <b>2012-16</b> | <b>74</b> |
| 4. Gary Clark           | 1987-90        | 56        |
| 5. Rod Gardner          | 2001-04        | 55        |

### JAMISON CROWDER

Jamison Crowder entered his rookie season in 2015 with expectations of assuming the team's role at punt returner, but Crowder rapidly exceeded those limits and earned the team's top slot receiver role and became another weapon for the Redskins on third down.

"We had a penciled-in punt returner job for him, but for him to win the starting inside slot receiver is a testament to him and how quickly he picked it up and his production," Head Coach Jay Gruden said. "When you draft guys, you have high hopes for them, but you never expect them to be this much of a factor this early, especially fourth-fifth rounders."

In Week 5 of his sophomore campaign in 2016, Crowder ended the Redskins' 124-game punt return touchdown drought with an 85-yard touchdown at Baltimore. His punt return for touchdown was the Redskins' first since Oct. 26, 2008, when Santana Moss returned a punt 80 yards for a touchdown at Detroit.

At 23 years and 114 days old, Crowder became the youngest member of the Redskins to return a punt for a touchdown since Brian Mitchell (23 years, 35 days) at Cincinnati on Sept. 22, 1991, according to records provided by Pro Football Reference.

"He's one of those kids: You can put him in a phone booth and you probably wouldn't get a hand on him."

- Receivers Coach Ike Hilliard to The Washington Post's Liz Clarke

Crowder's 126 career receptions are the second-most by a member of the Redskins in the first two years of an NFL career.

#### RECEPTIONS, FIRST TWO NFL SEASONS (REDSKINS HISTORY):

| Player                    | Years          | Rec        | Yds          | TD       |
|---------------------------|----------------|------------|--------------|----------|
| 1. Gary Clark             | 1985-86        | 146        | 2,191        | 12       |
| <b>2. Jamison Crowder</b> | <b>2015-16</b> | <b>126</b> | <b>1,451</b> | <b>7</b> |
| 3. Rod Gardner            | 2001-02        | 117        | 1,747        | 12       |
| 4. Art Monk               | 1980-81        | 114        | 1,691        | 9        |
| 5. Charlie Brown          | 1982-83        | 110        | 1,915        | 16       |

In 2015, Crowder ranked third among NFL rookies in receptions (59) and fourth in receiving yards (604).

#### RECEPTIONS BY A ROOKIE (NFL, 2015):

| Player                    | Team       | Rec       | Yds        | TD       |
|---------------------------|------------|-----------|------------|----------|
| 1. Amari Cooper           | OAK        | 72        | 1,070      | 6        |
| 2. Duke Johnson           | CLE        | 61        | 534        | 2        |
| <b>3. Jamison Crowder</b> | <b>WAS</b> | <b>59</b> | <b>604</b> | <b>2</b> |
| 4. Stefon Diggs           | MIN        | 52        | 720        | 4        |
| 5. Tyler Lockett          | SEA        | 51        | 664        | 6        |

Crowder's 59 receptions in 2015 were the most in Redskins rookie history, and the second-most among players in their first NFL season, surpassing Pro Football Hall of Famer Art Monk's total of 58 in 1980.

#### RECEPTIONS BY A ROOKIE (REDSKINS HISTORY):

| Player                    | Year        | Rec       | Yds        | TD       |
|---------------------------|-------------|-----------|------------|----------|
| <b>1. Jamison Crowder</b> | <b>2015</b> | <b>59</b> | <b>604</b> | <b>2</b> |
| 2. Art Monk               | 1980        | 58        | 797        | 3        |
| 3. Charley Taylor         | 1964        | 53        | 814        | 5        |

# 2016 SEASON IN REVIEW

## TRENDING

### YARDS AFTER CONTACT

Under General Manager Scot McCloughan and Head Coach Jay Gruden, the Redskins have prioritized finding tough runners with the ability to power through tackles.

The Redskins' 2016 rushing attack benefited from the powerful styles of running backs Robert Kelley and Matt Jones. Kelley is a rookie free agent out of Tulane whom Gruden values for his ability to fall forward and avoid negative plays, while Jones is a 2015 third-round pick notable for his 6-foot-2, 232-pound frame. Even the diminutive yet deceptively tough Chris Thompson has contributed after contact this season.

The group helped the Redskins rank among the league leaders in rushing yards after contact in 2016.

#### RUSHING YARDS AFTER CONTACT (NFL, 2016):

| Team                          | Rush YAC     |
|-------------------------------|--------------|
| 1. Buffalo Bills              | 1,154        |
| <b>2. Washington Redskins</b> | <b>1,058</b> |
| 3. Miami Dolphins             | 1,055        |
| 4. Dallas Cowboys             | 985          |
| 5. Tennessee Titans           | 935          |
| 6. Philadelphia Eagles        | 905          |
| 7. Oakland Raiders            | 900          |
| 8. Cincinnati Bengals         | 889          |
| 9. Carolina Panthers          | 886          |
| 10. New England Patriots      | 868          |

#### RUSHING YARDS AFTER CONTACT (REDSKINS, 2016):

| Team               | Rush Yds | Rush YAC |
|--------------------|----------|----------|
| 1. Rob Kelley      | 704      | 462      |
| 2. Matt Jones      | 460      | 304      |
| 3. Chris Thompson  | 356      | 198      |
| 4. Mack Brown      | 82       | 72       |
| 5. Kirk Cousins    | 96       | 20       |
| 6. Jamison Crowder | -2       | 2        |

Of the Redskins' 1,696 rushing yards in 2016, 1,058 came following contact. The Redskins' 62.4 percentage of rushing yards gained after contact was the second-highest in the NFL in 2016.

#### PERCENTAGE OF RUSHING YARDS GAINED AFTER CONTACT (NFL, 2016):

| Team                          | YAC Pct.    | Rush Yds.    | Rush YAC     |
|-------------------------------|-------------|--------------|--------------|
| 1. Detroit Lions              | 64.4        | 1,310        | 844          |
| <b>2. Washington Redskins</b> | <b>62.4</b> | <b>1,696</b> | <b>1,058</b> |
| 3. Los Angeles Rams           | 60.1        | 1,252        | 752          |
| 4. Miami Dolphins             | 57.8        | 1,824        | 1,055        |
| 5. Baltimore Ravens           | 53.6        | 1,463        | 784          |
| 6. Denver Broncos             | 51.3        | 1,484        | 762          |
| 7. New York Giants            | 51.2        | 1,412        | 723          |
| 8. Cincinnati Bengals         | 50.3        | 1,769        | 889          |
| 9. Philadelphia Eagles        | 49.9        | 1,813        | 905          |
| 10. Chicago Bears             | 49.9        | 1,735        | 865          |

### VERNON DAVIS

Washington, D.C. native Vernon Davis came home in free agency in 2016, and while the Redskins may not have known exactly what they were getting from the veteran addition, Davis delivered with 44 receptions for 583 yards with two touchdowns.

"I have been actually surprised at the impact he's had on this football team both on and off the field," Gruden said. "He's a great guy, he works hard, he's good in the running game, he pays attention in meetings. He's obviously got the speed and skillset that you need at the tight end position. So I think he's been just awesome as far as his contributions."

Davis now ranks in the Top 15 in NFL history in career receptions, receiving yards and receiving touchdowns by a tight end.

#### CAREER RECEPTIONS [TIGHT ENDS, NFL HISTORY]:

| Player                   | Seasons             | Rec.       |
|--------------------------|---------------------|------------|
| 1. Tony Gonzalez         | 1997-2013 (17)      | 1,325      |
| 2. Jason Witten          | 2003-16 (14)        | 1,088      |
| 3. Antonio Gates         | 2003-16 (14)        | 882        |
| 4. Shannon Sharpe        | 1990-2003 (14)      | 815        |
| 5. Ozzie Newsome         | 1978-90 (13)        | 662        |
| 6. Greg Olsen            | 2007-16 (10)        | 622        |
| 7. Heath Miller          | 2005-15 (11)        | 592        |
| 8. Jeremy Shockey        | 2002-11 (10)        | 547        |
| 9. Kellen Winslow        | 1979-87 (9)         | 541        |
| <b>10t. Vernon Davis</b> | <b>2006-16 (11)</b> | <b>505</b> |
| 10t. Dallas Clark        | 2003-13 (11)        | 505        |
| 10t. Frank Wycheck       | 1993-2003 (11)      | 505        |
| 13t. Ben Coates          | 1991-2000 (10)      | 499        |
| 13t. Todd Heap           | 2001-12 (12)        | 499        |
| 15. Steve Jordan         | 1982-94 (13)        | 498        |

#### CAREER RECEIVING YARDS [TIGHT ENDS, NFL HISTORY]:

| Player                  | Seasons             | Yards        |
|-------------------------|---------------------|--------------|
| 1. Tony Gonzalez        | 1997-2013 (17)      | 15,127       |
| 2. Jason Witten         | 2003-16 (14)        | 11,888       |
| 3. Antonio Gates        | 2003-16 (14)        | 11,192       |
| 4. Shannon Sharpe       | 1990-2003 (14)      | 10,060       |
| 5. Ozzie Newsome        | 1978-90 (13)        | 7,980        |
| 6. Jackie Smith         | 1963-78 (16)        | 7,918        |
| 7. Pete Retzlaff        | 1956-66 (11)        | 7,412        |
| 8. Greg Olsen           | 2007-16 (10)        | 7,365        |
| 9. Kellen Winslow       | 1979-87 (9)         | 6,741        |
| 10. Heath Miller        | 2005-15 (11)        | 6,569        |
| <b>11. Vernon Davis</b> | <b>2006-16 (11)</b> | <b>6,424</b> |
| 12. Steve Jordan        | 1982-94 (13)        | 6,307        |
| 13. Jimmy Graham        | 2010-16 (7)         | 6,280        |
| 14. Jeremy Shockey      | 2002-11 (10)        | 6,143        |
| 15. Rob Gronkowski      | 2010-16 (7)         | 6,095        |

#### CAREER RECEIVING TOUCHDOWNS [TIGHT ENDS, NFL HISTORY]:

| Player                 | Seasons             | TD        |
|------------------------|---------------------|-----------|
| 1t. Tony Gonzalez      | 1997-2013 (17)      | 111       |
| 1t. Antonio Gates      | 2003-16 (14)        | 111       |
| 3. Rob Gronkowski      | 2010-16 (7)         | 68        |
| 4. Jason Witten        | 2003-16 (14)        | 63        |
| 5. Shannon Sharpe      | 1990-2003 (14)      | 62        |
| 6. Jerry Smith         | 1965-77 (13)        | 60        |
| 7. Jimmy Graham        | 2010-16 (7)         | 59        |
| <b>8. Vernon Davis</b> | <b>2006-16 (11)</b> | <b>57</b> |
| 9. Wesley Walls        | 1989-2003 (14)      | 54        |
| 10. Dallas Clark       | 2003-13 (11)        | 53        |

# 2016 SEASON IN REVIEW

## RYAN KERRIGAN

With a wrestling-inspired sack celebration, linebacker Ryan Kerrigan has earned the moniker "The Showstopper" since joining the Redskins in 2011. But while it might not have the same cachet, calling the two-time Pro Bowler "Mr. Reliable" might be just as apt.

If patience is a virtue, the Redskins were virtuous in the first round of the 2011 NFL Draft, as the team opted to trade back from its No. 10 overall selection to the 16th overall pick. With the selection, the Redskins selected Kerrigan, the then-defensive end out of Purdue.

Kerrigan has started all 96 regular season games played by the Redskins since he entered the league in 2011, trailing only Pittsburgh's Lawrence Timmons for the longest active streak of consecutive starts by any NFL linebacker. In 2016, Kerrigan became the first member of the Redskins to start all 16 games in each of the first six seasons of an NFL career since the adoption of the 16-game schedule in 1978.

The Muncie, Ind. native registered 8.5 sacks in each of the 2012-13 seasons after posting 7.5 in his rookie campaign in 2011 and exploded in 2014 with a career-high 13.5 sacks. With an 11-sack season in 2016, he became only the fifth player in NFL history to open a career with at least 7.5 sacks in each of his first six seasons, joining Jared Allen, Derrick Thomas, DeMarcus Ware and Reggie White. He also became only the fifth member of the Redskins to post multiple 10-sack seasons since 1982 (Dexter Manley, 4; Charles Mann, 4; Andre Carter, 2; Brian Orakpo, 2).

Kerrigan's productivity has provided a number of opportunities for him to showcase his co-opted celebration.

"Will Compton has been kind of getting in my ear for a while to do the Shawn Michaels from wrestling — the HBK," Kerrigan said in 2014 of the inspiration for his celebrations. "All he kept saying was, 'Hit the HBK, hit the HBK.' Finally, I did right by him and hit the HBK a couple times. On the second and third ones, when I didn't do it, he was giving me a bunch of hell on the sidelines, like, 'Why didn't you do it? You need to trademark it.' I'm like, 'Well, I can't trademark it, it's HBK,' But that's where it came from."

The gesture resonated with wrestling fans and Redskins fans alike. The celebration was promoted by WWE on Twitter, and Redskins fans immediately began referring to the celebration as the "Heartbreak Kerrigan," or #HBKerrigan in hashtag form.

Kerrigan is one of six players selected in the pass-rusher-rich 2011 NFL Draft to have already reached 45 career sacks. Houston's J.J. Watt (76.0), Denver's Von Miller (73.5), Kansas City's Justin Houston (60.0), Kerrigan (58.5), Los Angeles' Robert Quinn (54.0) and Oakland's Aldon Smith (47.5) have combined for 370.0 sacks since entering the league together in the 2011 NFL Draft.

The Purdue product ended his college career tied for the Football Bowl Subdivision record with 14 career forced fumbles, and his innate knack for knocking the ball loose has translated to the NFL. Kerrigan has been credited with 19 forced fumbles in his career, the most by a member of the Redskins since 1994 and among the most by any NFL player since 2011.

Kerrigan's impact on the Redskins has transcended football, as he was honored with the team's Walter Payton Man of the Year award in 2015. In addition to participating in numerous events through the Washington Redskins Charitable Foundation, Kerrigan welcomed 185 guests to the Grand Hyatt Washington in 2015 for his third Celebrity Waiter Night, raising more than \$100,000 for his Blitz for the Better Foundation, which provides support to seriously ill, special needs and physically challenged children throughout the Greater Washington D.C. area.

In training camp in 2016, the question was posed to Head Coach Jay Gruden: Is there a better example for young players than Kerrigan?

"Not really, no," Gruden said. "He's very humble, number one. Keeps to himself and does exactly what's asked of him in practice. He practices hard; in fact, we have to pull him back a little bit because he practices so hard and we want to keep him healthy for the 16-week grind. He's a top-notch guy, on and off the field, character-wise. He's what you're looking for."

### REDSKINS ALL-TIME SACK LEADERS

#### SINCE SACKS BECAME OFFICIAL IN 1982:

| Player                  | Seasons            | Sacks       |
|-------------------------|--------------------|-------------|
| 1. Dexter Manley        | 1982-89 (8)        | 91.0        |
| 2. Charles Mann         | 1983-93 (11)       | 82.0        |
| <b>3. Ryan Kerrigan</b> | <b>2011-16 (6)</b> | <b>58.5</b> |
| 4. Monte Coleman        | 1979-94 (16)       | 43.5        |
| 5. Ken Harvey           | 1994-98 (5)        | 41.5        |
| 6. Brian Orakpo         | 2009-14 (6)        | 40.0        |
| 7. Dave Butz            | 1982-88 (7)        | 35.5        |

### SINGLE-SEASON SACK LEADERS

#### REDSKINS SINCE SACKS BECAME OFFICIAL IN 1982:

| Player                   | Season      | Sacks       |
|--------------------------|-------------|-------------|
| 1. Dexter Manley         | 1986        | 18.5        |
| 2. Dexter Manley         | 1985        | 15.0        |
| 3. Charles Mann          | 1985        | 14.5        |
| <b>4t. Ryan Kerrigan</b> | <b>2014</b> | <b>13.5</b> |
| 4t. Ken Harvey           | 1994        | 13.5        |
| 4t. Dexter Manley        | 1984        | 13.5        |
| 7. Marco Coleman         | 2000        | 12.5        |

### 2011 NFL DRAFT

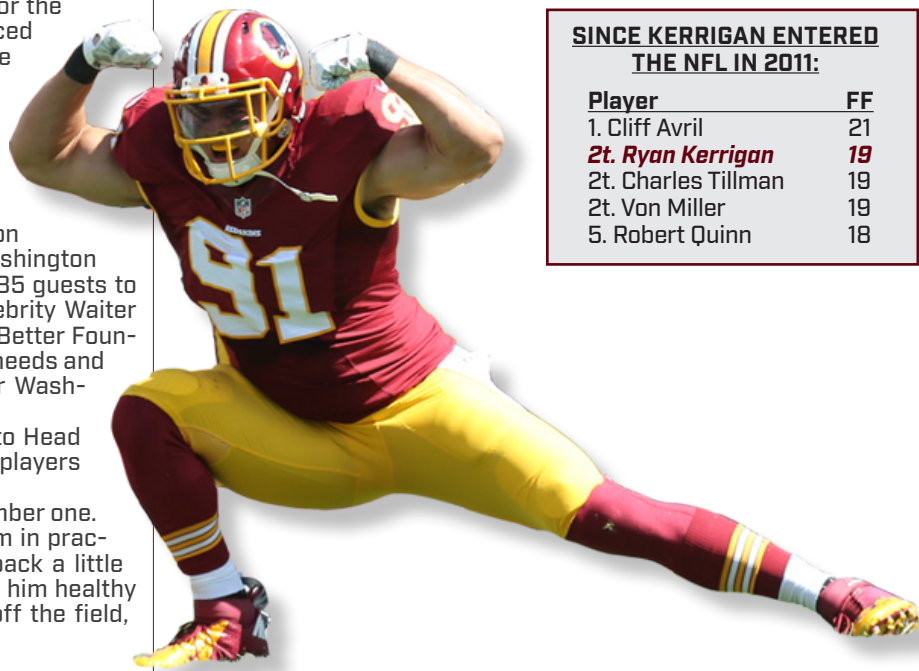
#### CAREER SACKS BY 2011 NFL DRAFT PICKS:

| Player                  | Team       | Sacks       |
|-------------------------|------------|-------------|
| 1. J.J. Watt            | HOU        | 76.0        |
| 2. Von Miller           | DEN        | 73.5        |
| 3. Justin Houston       | KC         | 60.0        |
| <b>4. Ryan Kerrigan</b> | <b>WAS</b> | <b>58.5</b> |
| 5. Robert Quinn         | LA         | 54.0        |
| 6. Aldon Smith          | OAK        | 47.5        |

### FORCED FUMBLES

#### SINCE KERRIGAN ENTERED THE NFL IN 2011:

| Player                   | FF        |
|--------------------------|-----------|
| 1. Cliff Avril           | 21        |
| <b>2t. Ryan Kerrigan</b> | <b>19</b> |
| 2t. Charles Tillman      | 19        |
| 2t. Von Miller           | 19        |
| 5. Robert Quinn          | 18        |



## CORNERBACK CORNER

### JOSH NORMAN

When the Carolina Panthers rescinded cornerback Josh Norman's franchise tag and allowed the All-Pro defender to enter unrestricted free agency on April 20, roles instantly became reversed. The then-28-year-old lockdown corner became the subject of teams trying to lock down his services.

The Redskins mobilized quickly, dispatching members of the Redskins' coaching staff on April 22 to pick up Norman and his family from his Carolina home and bring them to team headquarters. The group arrived back in Ashburn early that afternoon, and after the full press and a family vote, Norman was a member of the Washington Redskins by 9:30 p.m.

"It was an exciting 24 hours there and we're happy as heck to get him," Head Coach Jay Gruden said. "I think he's one of the premier corners in the National Football League. He can matchup with receivers, he can play inside/outside, he's got great ball skills, he's a ball hawk. You can't coach that – you really can't."

Norman joined the Redskins having previously appeared in 53 regular season games with 38 starts for Carolina, recording 178 tackles (136 solo), 36 passes defended, seven interceptions (two returned for touchdowns), four forced fumbles and three fumbles recovered from 2012-15.

"I'm very, very fortunate enough to be here with this magnitude of an organization. I can't say enough great things about them. The history here is 84-years-plus, so this is the golden age of football when you come down here to the NFC East. So I'm loving it."

- Cornerback Josh Norman

In 2015, Norman started all 16 regular season games and all three postseason games for the Panthers, recording career highs in interceptions (four), forced fumbles (three) and fumbles recovered (two) in addition to tying for the league lead in interceptions returned for touchdowns (two). His highly decorated 2015 campaign resulted in a myriad of honors, including All-Pro selections from both the Associated Press and Pro Football Writers Association in addition to sharing PFWA Co-Most Improved Player of the Year honors with new teammate Kirk Cousins.

Norman's accolades and productivity speak for themselves, but what kind of person were the Redskins getting? Gruden and the Redskins learned in 2016.

"I've been very impressed with Josh from the day that he got here," Gruden said. "He works extremely hard. He's got a great energy every single time that he walks out onto the field, and he's the last one off the field. He's attentive at meetings – he's excellent. As far as his off-the-field 'antics' or on-the-field penalties that he's gotten, he's a physical football player. He's in your face and he's very competitive. You don't want to change that about him at all; that's what makes him, him. Obviously we might have to work on his hand placement in bump-and-run so he doesn't hit the receiver in the head, but his aggression, his competitive style, that's what drew us to him in the first place. We would never change that."

### BASHAUD BREELAND

The Redskins believed they found a gem in the fourth round of the 2014 NFL Draft when they selected cornerback Bashaud Breeland out of Clemson. He rewarded their faith as a rookie in 2014, leading the team with two interceptions and starting 15 games – the third-most by a Redskins rookie cornerback in team history behind only Champ Bailey (16 in 1999) and Pro Football Hall of Famer Darrell Green (16 in 1983).

In 2015, the signing of Chris Culliver and the return of DeAngelo Hall from injury was supposed to allow Breeland to flourish in nickel role, but various injuries to the Redskins' secondary once again thrust him into a starting role. Breeland compiled 81 tackles (59 solo), a team- and career-high 16 passes defended, two interceptions, three forced fumbles and two fumble recoveries in 15 games, including a Week 9 contest in which he was limited by injury.

In Week 5 of the 2015 season, Breeland posted four passes defended and his first interception of the season, playing a key role in helping limit Falcons receiver Julio Jones to only five receptions and no receiving touchdowns. A week later, Breeland turned in a career day, recording an interception, forced fumble and a career-high two fumble recoveries to become only the fifth NFL player since the turn of the century to record two fumble recoveries and an interception in a single game.

#### 1 INT, 2 FR IN A SINGLE GAME (NFL SINCE 2000):

| Date       | Player            | Game    | INT | FR |
|------------|-------------------|---------|-----|----|
| 10/18/2015 | Bashaud Breeland* | WAS/NYJ | 1   | 2  |
| 9/21/2015  | Darrelle Revis    | NYJ/IND | 1   | 2  |
| 12/23/2012 | Reshad Jones      | MIA/BUF | 1   | 2  |
| 11/22/2012 | Steve Gregory*    | NE/NYJ  | 1   | 2  |
| 9/8/2002   | Shawn Barber      | PHI/TEN | 1   | 2  |

\*Accomplished feat in first half

With picks in Weeks 5-6 that season, Breeland became the first member of the Redskins to record an interception in consecutive games since London Fletcher did so in three straight games across Weeks 14-16 of the 2012 season.

However, Breeland's biggest play of the 2015 season may not have even ended with the ball in his hands. In Week 7 against the Tampa Bay Buccaneers, the Redskins had fought back from a 24-0 deficit to pull within three points. On a first down with slightly more than four minutes remaining, Tampa Bay running back Doug Martin broke free down the right sideline with a clear path to a game-clinching touchdown. Breeland – coming from the opposite side of the field – was able to push Martin out-of-bounds after 49 yards at the Washington 5-yard line for a touchdown-saving stop.

Breeland injured his hamstring with the monstrous effort, but the Redskins' defense responded by holding the Buccaneers to a field goal on the drive, allowing the Washington offense to drive down the field and score a touchdown to complete the largest comeback in franchise history.

After the game, Head Coach Jay Gruden noted the importance of Breeland's stop in the midst of the second-year cornerback's career-high 13-tackle day.

"At the end of the day, they score there, the game's over. That shows what kind of guy he is," Gruden said. "I talk about Breeland being an ultimate competitor. If he takes that one play off, or one instance and they go up by 10, the game's over, most likely. And he hustled, got them down at the five. We got a big stop, held a field goal, we go down and score."

# 2016 SEASON IN REVIEW

## SPOTLIGHT ON SPECIAL TEAMS

### KICKER DUSTIN HOPKINS

The Redskins surprised many in Week 2 of the 2015 season when they elected to move on from kicker Kai Forbath, the franchise leader in field goal percentage among players with at least 50 attempts, in favor of signing kicker Dustin Hopkins.

The results through 2016 have been hard to argue with, as Hopkins supplemented his field goal kicking with his status as a much-needed weapon in the field position battle.

"You look at the total package of what a kicker needs to bring to your football team and we were looking for a little bit of a stronger leg, especially on kickoffs," Gruden said on the day the team signed Hopkins. "That's the bottom line."

Across the 2013-14 seasons, the Redskins ranked third-to-last in the NFL in touchback percentage, recording touchbacks on only 34.0 percent of kickoffs. Hopkins registered touchbacks on 117-of-166 kickoffs (70.5 percent) across the 2015-16 seasons, the fifth-best percentage of any NFL kicker.

Hopkins went 34-for-42 on field goal attempts in 2016, breaking Mark Moseley's record (33 in 1983) for the most field goals in a single season in team history. In Week 3, he tied a team record with five field goals in a 5-for-5 performance in a victory as part of an NFC Special Teams Player of the Week and Player of the Month performance.

#### MOST FIELD GOALS MADE (SINGLE SEASON, REDSKINS HISTORY):

| Player                   | Season      | FGM       | FGA       | FG Pct.     | Pts.       |
|--------------------------|-------------|-----------|-----------|-------------|------------|
| <b>1. Dustin Hopkins</b> | <b>2016</b> | <b>34</b> | <b>42</b> | <b>81.0</b> | <b>138</b> |
| 2. Mark Moseley          | 1983        | 33        | 47        | 70.2        | 161        |
| 3t. Graham Gano          | 2011        | 31        | 41        | 75.6        | 118        |
| 3t. Chip Lohmiller       | 1991        | 31        | 43        | 72.1        | 149        |
| 5t. Chip Lohmiller       | 1990        | 30        | 40        | 75.0        | 131        |
| 5t. Chip Lohmiller       | 1992        | 30        | 40        | 75.0        | 120        |

Beyond Hopkins' ability to boot the ball through the uprights and through the back of the end zone, his ability to get it to stop and turn on a dime after 10 yards was vital to a Redskins' victory against Tampa Bay in Week 7 last season. After facing an early 24-0 deficit, the Redskins scored late in the first half and at the start of the second half to cut the lead to 24-14, at which point Gruden and Special Teams Coordinator Ben Kotwica turned to Hopkins to deliver a surprise onside kick early in the third. Receiver Rashad Ross batted the skidding ball to safety Trenton Robinson, ending a league-wide 0-for-24 skid on onside kick attempts to start the 2015 season. The onside kick helped jumpstart the Redskins en route to recording the largest comeback victory in franchise history.

**"His onside kicks, they're like magic balls. I don't know how he keeps them in play."**

*- Head Coach Jay Gruden*

It was only the fourth successful onside kick by the Redskins since 2000 and ended a streak of 18 unsuccessful onside kick attempts by the Redskins over the previous nine seasons.

#### SUCCESSFUL ONSIDE KICKS (REDSKINS SINCE 2000):

| Year        | Week     | Qtr.     | Opp       | Kicker                |
|-------------|----------|----------|-----------|-----------------------|
| <b>2015</b> | <b>7</b> | <b>3</b> | <b>TB</b> | <b>Dustin Hopkins</b> |
| 2007        | 9        | 2        | NYJ       | Shaun Suisham         |
| 2003        | 5        | 4        | Phi       | John Hall             |
| 2000        | 12       | 3        | StL       | Scott Bentley         |

### PUNTER TRESS WAY

Since his arrival in January 2015, General Manager Scot McCloughan has stressed multiple desires. One was to create competition at every position, and another was for the team to reward its own players who performed at high levels.

Punter Tress Way is emblematic of both ideals.

The Redskins spent the majority of the 2014 offseason evaluating a punting battle between newcomers Robert Malone and Blake Clingan, but the race received a darkhorse candidate when the team claimed Way off waivers from Chicago on Aug. 20 that year. Way was given 10 days to stake a claim to the punting job.

Way accomplished the feat and has since posted historically relevant numbers, earned the special teams captaincy in 2015 and been rewarded with a multi-year contract extension in 2016.

In 2014, Way's punting numbers rewarded the coaching staff's faith. Way averaged 47.5 yards per punt, the 35th-best single-season average in NFL history and the highest by a Redskins player since World War II.

Way finished the season averaging 47.5 yards per punt to rank fourth in team history, trailing only Sammy Baugh's full-season NFL record (51.4 yards per punt in 1940) and Baugh's 1941 and 1942 campaigns (48.7 and 48.2). Way became the first member of the Redskins to lead the NFL in punting for a season since Sam Baker in 1958 (45.4). It marked the seventh time a Redskins player had led the league in punting average since 1939.

#### REDSKINS TO LEAD NFL IN PUNTING SINCE 1939:

| Player           | Season      | Avg.        |
|------------------|-------------|-------------|
| <b>Tress Way</b> | <b>2014</b> | <b>47.5</b> |
| Sam Baker        | 1958        | 45.4        |
| Sammy Baugh      | 1945        | 43.3        |
| Sammy Baugh      | 1943        | 45.9        |
| Sammy Baugh      | 1942        | 48.2        |
| Sammy Baugh      | 1941        | 48.7        |
| Sammy Baugh      | 1940        | 51.4        |

While Way's left leg has been on display since 2014, the Redskins gave their third-year punter a chance to show off his right arm in Week 3 of the 2016 season. Locked in a tight, divisional road game against the New York Giants, Way threw a perfect spiral to cornerback Quinton Dunbar for a 31-yard gain on a fake punt to convert on fourth down. The fake punt was the Redskins' first successful fake kick of any kind since Week 10 of the 2009 season vs. Denver, when punter Hunter Smith connected with fullback Mike Sellers for a 35-yard touchdown.

Though Way was new to Washington in 2014, he was no stranger to playing for the Redskins. The University of Oklahoma product is a native of Tulsa, Okla., where he played his prep career for the Union H.S. Redskins. Part of the school's pregame traditions include chanting "All My Life I Wanted To Be A Redskin."

"I must've got 65, 'All my life I wanted to be a Redskin' texts," Way told multiple news outlets after making the team's roster.

### REDSKINS HISTORY

#### SINGLE SEASON PUNTING AVERAGE:

| Player              | Season      | Avg.        |
|---------------------|-------------|-------------|
| 1. Sammy Baugh      | 1940        | 51.4**      |
| 2. Sammy Baugh      | 1941        | 48.7        |
| 3. Sammy Baugh      | 1942        | 48.2        |
| <b>4. Tress Way</b> | <b>2014</b> | <b>47.5</b> |
| <b>5. Tress Way</b> | <b>2015</b> | <b>46.1</b> |

\*\* NFL Record



# **ROSTERS/DEPTH**

---

2016 WASHINGTON REDSKINS ROSTER (ALPHABETICAL)  
as of January 2, 2017

| NO.                                | LAST           | FIRST    | POS   | HT   | WT  | D.O.B.     | AGE | EXP. | COLLEGE             | HS HOMETOWN             | HOW ACQ.      |
|------------------------------------|----------------|----------|-------|------|-----|------------|-----|------|---------------------|-------------------------|---------------|
| 92                                 | Baker          | Chris    | DE    | 6-2  | 320 | 10/8/1987  | 29  | 5    | Hampton             | Windsor, Conn.          | FA-'11        |
| 41                                 | Blackmon       | Will     | S     | 6-0  | 212 | 10/27/1984 | 32  | 10   | Boston College      | Warwick, R.I.           | FA-'15        |
| 26                                 | Breeland       | Bashaud  | CB    | 5-11 | 200 | 1/30/1992  | 24  | 3    | Clemson             | Allendale, S.C.         | D4-'14        |
| 34                                 | Brown          | Mack     | RB    | 5-11 | 215 | 9/24/1991  | 25  | 1    | Florida             | Lithonia, Ga.           | FA-'15        |
| 89                                 | Carrier        | Derek    | TE    | 6-4  | 248 | 7/25/1990  | 26  | 4    | Beloit              | Edgerton, Wisc.         | T (SF)-'15    |
| 51                                 | Compton        | Will     | LB    | 6-1  | 238 | 9/19/1989  | 27  | 3    | Nebraska            | Bonne Terre, Mo.        | CFA-'13       |
| 8                                  | Cousins        | Kirk     | QB    | 6-3  | 210 | 8/19/1988  | 28  | 5    | Michigan State      | Holland, Mich.          | D4a-'12       |
| 36                                 | Cravens        | Su'a     | S     | 6-1  | 222 | 7/7/1995   | 21  | R    | Southern California | Murrieta, Calif.        | D2-'16        |
| 80                                 | Crowder        | Jamison  | WR    | 5-8  | 182 | 6/17/1993  | 23  | 2    | Duke                | Monroe, N.C.            | D4a-'15       |
| 85                                 | Davis          | Vernon   | TE    | 6-3  | 248 | 1/31/1984  | 32  | 11   | Maryland            | Washington, D.C.        | UFA (DEN)-'16 |
| 47                                 | Dunbar         | Quinton  | CB    | 6-2  | 203 | 7/22/1992  | 24  | 2    | Florida             | Miami, Fla.             | CFA-'15       |
| 45                                 | Evans          | Josh     | S     | 6-0  | 210 | 6/5/1991   | 25  | 4    | Florida             | Irvington, N.J.         | FA-'16        |
| 22                                 | Everett        | Deshazor | S     | 6-0  | 198 | 2/22/1992  | 24  | 2    | Texas A&M           | DeRidder, La.           | FA-'15        |
| 54                                 | Foster         | Mason    | LB    | 6-1  | 250 | 3/1/1989   | 27  | 6    | Washington          | Seaside, Calif.         | FA-'15        |
| 38                                 | Fuller         | Kendall  | CB    | 5-11 | 196 | 2/13/1995  | 21  | R    | Virginia Tech       | Olney, Md.              | D3-'16        |
| 88                                 | Garçon         | Pierre   | WR    | 6-0  | 211 | 8/8/1986   | 30  | 9    | Mount Union         | Greenacres, Fla.        | UFA (IND)-'12 |
| 52                                 | Garvin         | Terence  | LB    | 6-3  | 235 | 1/1/1991   | 26  | 4    | West Virginia       | Baltimore, Md.          | FA-'16        |
| 14                                 | Grant          | Ryan     | WR    | 6-0  | 201 | 12/19/1990 | 26  | 3    | Tulane              | Beaumont, Texas         | D5-'14        |
| 13                                 | Harris         | Maurice  | WR    | 6-3  | 200 | 11/11/1992 | 24  | R    | California          | Greensboro, N.C.        | CFA-'16       |
| 90                                 | Hood           | Ziggy    | DE    | 6-3  | 305 | 2/16/1987  | 29  | 8    | Missouri            | Amarillo, Texas         | FA-'16        |
| 3                                  | Hopkins        | Dustin   | K     | 6-2  | 206 | 10/1/1990  | 26  | 3    | Florida State       | Houston, Texas          | FA-'15        |
| 29                                 | Ihenacho       | Duke     | S     | 6-1  | 208 | 6/16/1989  | 27  | 4    | San Jose State      | Gardena, Calif.         | W (DEN)-'14   |
| 98                                 | Ioannidis      | Matt     | DE    | 6-3  | 308 | 1/1/1994   | 22  | R    | Temple              | Flemington, N.J.        | D5-'16        |
| 11                                 | Jackson        | DeSean   | WR    | 5-10 | 175 | 12/1/1986  | 30  | 9    | California          | Long Beach, Calif.      | FA-'14        |
| 99                                 | Jean Francois  | Ricky    | DE    | 6-3  | 313 | 11/23/1986 | 30  | 8    | LSU                 | Carol City, Fla.        | FA-'15        |
| 73                                 | Jenkins        | Cullen   | DL    | 6-2  | 305 | 1/20/1981  | 35  | 13   | Central Michigan    | Belleville, Mich.       | FA-'16        |
| 31                                 | Jones          | Matt     | RB    | 6-2  | 232 | 3/7/1993   | 23  | 2    | Florida             | Seffner, Fla.           | D3-'15        |
| 32                                 | Kelley         | Robert   | RB    | 6-0  | 228 | 10/3/1992  | 24  | R    | Tulane              | New Orleans, La.        | CFA-'16       |
| 91                                 | Kerrigan       | Ryan     | LB    | 6-4  | 265 | 8/16/1988  | 28  | 6    | Purdue              | Muncie, Ind.            | D1-'11        |
| 74                                 | Kouandjo       | Arie     | G     | 6-5  | 325 | 4/23/1992  | 24  | 2    | Alabama             | Hyattsville, Md.        | D4b-'15       |
| 77                                 | Lauvao         | Shawn    | G     | 6-3  | 326 | 10/26/1987 | 29  | 7    | Arizona State       | Honolulu, Hawaii        | UFA (CLE)-'14 |
| 78                                 | Lichtensteiger | Kory     | C     | 6-2  | 295 | 3/22/1985  | 31  | 8    | Bowling Green       | Convoy, Ohio            | FA-'10        |
| 61                                 | Long           | Spencer  | C/G   | 6-5  | 324 | 11/8/1990  | 26  | 3    | Nebraska            | Elkhorn, Neb.           | D3b-'14       |
| 16                                 | McCoy          | Colt     | QB    | 6-1  | 215 | 9/5/1986   | 30  | 7    | Texas               | Tuscola, Texas          | UFA (SF)-'14  |
| 76                                 | Moses          | Morgan   | T     | 6-6  | 335 | 3/3/1991   | 25  | 3    | Virginia            | North Chesterfield, Va. | D3a-'14       |
| 93                                 | Murphy         | Trent    | LB/DE | 6-5  | 290 | 12/22/1990 | 26  | 3    | Stanford            | Phoenix, Ariz.          | D2-'14        |
| 24                                 | Norman         | Josh     | CB    | 6-0  | 200 | 12/15/1987 | 29  | 5    | Coastal Carolina    | Greenwood, S.C.         | UFA (CAR)-'16 |
| 79                                 | Nsekhe         | Ty       | T     | 6-8  | 335 | 10/27/1985 | 31  | 2    | Texas State         | Arlington, Texas        | FA-'15        |
| 60                                 | Painter        | Vinston  | OL    | 6-4  | 322 | 10/11/1989 | 27  | 2    | Virginia Tech       | Norfolk, Va.            | W (MIA)-'16   |
| 35                                 | Phillips       | Dashaun  | CB    | 5-11 | 190 | 1/3/1991   | 26  | 2    | Tarleton State      | Duncanville, Texas      | FA-'15        |
| 86                                 | Reed           | Jordan   | TE    | 6-2  | 246 | 7/3/1990   | 26  | 4    | Florida             | New London, Conn.       | D3-'13        |
| 75                                 | Scherff        | Brandon  | G     | 6-5  | 323 | 12/26/1991 | 25  | 2    | Iowa                | Denison, Iowa           | D1-'15        |
| 94                                 | Smith          | Preston  | LB    | 6-5  | 268 | 11/17/1992 | 24  | 2    | Mississippi State   | Stone Mountain, Ga.     | D2-'15        |
| 50                                 | Spaight        | Martrell | LB    | 6-0  | 238 | 8/5/1993   | 23  | 2    | Arkansas            | Little Rock, Ark.       | D5-'15        |
| 2                                  | Sudfield       | Nate     | QB    | 6-6  | 235 | 10/7/1993  | 23  | R    | Indiana             | Modesto, Calif.         | D6-'16        |
| 56                                 | Sullivan       | John     | C     | 6-4  | 310 | 8/8/1985   | 31  | 9    | Notre Dame          | Greenwich, Conn.        | FA-'16        |
| 57                                 | Sundberg       | Nick     | LS    | 6-0  | 245 | 7/29/1987  | 29  | 7    | California          | Phoenix, Ariz.          | FA-'10        |
| 25                                 | Thompson       | Chris    | RB    | 5-8  | 195 | 10/20/1990 | 26  | 3    | Florida State       | Madison, Fla.           | D5a-'13       |
| 20                                 | Toler          | Greg     | CB    | 6-0  | 180 | 1/2/1985   | 32  | 8    | St. Paul's          | Hyattsville, Md.        | UFA (IND)-'16 |
| 48                                 | Trail          | Lynden   | LB    | 6-7  | 270 | 3/19/1991  | 25  | 1    | Norfolk State       | Miami, Fla.             | FA-'15        |
| 59                                 | Vigil          | Zach     | LB    | 6-2  | 240 | 3/28/1991  | 25  | 2    | Utah State          | Clearfield, Utah        | W (MIA)-'16   |
| 5                                  | Way            | Tress    | P     | 6-1  | 225 | 4/18/1990  | 26  | 3    | Oklahoma            | Tulsa, Okla.            | W (CHI)-'14   |
| 71                                 | Williams       | Trent    | T     | 6-5  | 320 | 7/19/1988  | 28  | 7    | Oklahoma            | Longview, Texas         | D1-'10        |
| <b>PRACTICE SQUAD</b>              |                |          |       |      |     |            |     |      |                     |                         |               |
| 69                                 | Francis        | A.J.     | DL    | 6-5  | 330 | 5/7/1990   | 26  | 3    | Maryland            | Washington, D.C.        | FA-'16        |
| 15                                 | Hazel          | Matt     | WR    | 6-1  | 204 | 1/23/1992  | 24  | 2    | Coastal Carolina    | North Augusta, S.C.     | FA-'16        |
| 40                                 | Johnson        | Rufus    | LB    | 6-5  | 280 | 8/28/1990  | 26  | 2    | Tarleton State      | Dallas, Texas           | FA-'16        |
| 95                                 | Mbu            | Joey     | DL    | 6-3  | 310 | 3/28/1993  | 23  | 2    | Houston             | Richmond, Texas         | FA-'16        |
| 62                                 | Patrick        | Ronald   | OL    | 6-1  | 310 | 11/1/1991  | 25  | 1    | South Carolina      | Cocoa, Fla.             | FA-'16        |
| 46                                 | Randolph       | Shak     | DB    | 6-3  | 213 | 2/14/1994  | 22  | R    | SMU                 | Waco, Texas             | FA-'16        |
| 83                                 | Saxton         | Wes      | TE    | 6-4  | 235 | 8/13/1993  | 23  | 1    | South Alabama       | Hueytown, Ala.          | FA-'16        |
| 37                                 | Smith          | Tye      | CB    | 6-0  | 195 | 5/3/1993   | 23  | 2    | Towson              | Raleigh, N.C.           | FA-'16        |
| 87                                 | Thompson       | Kendal   | WR    | 6-2  | 192 | 5/14/1992  | 24  | R    | Utah                | Oklahoma City, Okla.    | CFA-'16       |
| 63                                 | Williams       | Isaiah   | T     | 6-3  | 295 | 5/5/1993   | 23  | R    | Akron               | Cleveland, Ohio         | CFA-'16       |
| <b>RESERVE/INJURED</b>             |                |          |       |      |     |            |     |      |                     |                         |               |
| 96                                 | Bates          | Houston  | LB    | 6-3  | 252 | 12/20/1991 | 25  | 2    | Louisiana Tech      | Covington, La.          | CFA-'15       |
| 72                                 | Bowen          | Kevin    | T     | 6-9  | 335 | 7/3/1993   | 23  | R    | East Central        | La Mesa, Calif.         | CFA-'16       |
| 53                                 | Daniels        | Steven   | LB    | 5-11 | 245 | 12/12/1992 | 24  | R    | Boston College      | Cincinnati, Ohio        | D7a-'16       |
| 17                                 | Diggs          | Reggie   | WR    | 6-4  | 215 | 5/8/1993   | 23  | R    | Richmond            | Dendron, Va.            | CFA-'16       |
| 18                                 | Doctson        | Josh     | WR    | 6-2  | 206 | 12/3/1992  | 24  | R    | TCU                 | Mansfield, Texas        | D1-'16        |
| 64                                 | Golston        | Kedric   | NT    | 6-4  | 330 | 5/30/1983  | 33  | 11   | Georgia             | Tyrone, Ga.             | D6-'06        |
| 23                                 | Hall           | DeAngelo | S     | 5-10 | 202 | 11/19/1983 | 33  | 13   | Virginia Tech       | Chesapeake, Va.         | FA-'08        |
| 72                                 | Lanier II      | Anthony  | DE    | 6-6  | 282 | 5/8/1993   | 23  | R    | Alabama A&M         | Savannah, Ga.           | CFA-'16       |
| 39                                 | Marshall       | Keith    | RB    | 5-11 | 222 | 2/16/1994  | 22  | R    | Georgia             | Raleigh, N.C.           | D7b-'16       |
| 84                                 | Paul           | Niles    | TE    | 6-1  | 242 | 8/9/1989   | 27  | 6    | Nebraska            | Omaha, Neb.             | D5b-'11       |
| 39                                 | Whitner Sr.    | Donte    | S     | 5-10 | 208 | 7/24/1985  | 31  | 11   | Ohio State          | Cleveland, Ohio         | FA-'16        |
| <b>RESERVE/NON-FOOTBALL INJURY</b> |                |          |       |      |     |            |     |      |                     |                         |               |
| 58                                 | Galette        | Junior   | LB    | 6-2  | 260 | 3/27/1988  | 28  | 7    | Stillman            | Montvale, N.J.          | FA-'15        |

Key: UFA - unrestricted free agent | FA - free agent | RFA - restricted free agent | CFA - college free agent | T - trade | W - waivers | D - draft | SD - supplemental draft | PS - signed from practice squad

Head Coach: Jay Gruden

Assistant Coaches: Joe Barry (Defensive Coordinator), Ben Kotwica (Special Teams Coordinator), Sean McVay (Offensive Coordinator), Robb Akey (Defensive Line), Bradford Banta (Asst. Special Teams), Bill Callahan (Offensive Line), Kevin Carberry (Asst. Offensive Line), Matt Cavanaugh (Quarterbacks), Mike Clark (Strength & Conditioning), Chad Englehart (Asst. Strength & Conditioning), Perry Fewell (Defensive Backs), Chad Grimm (Defensive Quality Control), Ike Hilliard (Wide Receivers), Kirk Olinadoti (Inside Linebackers), Wes Phillips (Tight Ends), Aubrey Pleasant (Assistant Defensive Backs), Jake Sankal (Asst. Strength & Conditioning/Nutritionist), Shane Waldron (Offensive Quality Control)

**2016 WASHINGTON REDSKINS ROSTER (NUMERIC)**  
as of January 2, 2017

| NO.                                | FIRST    | LAST           | POS   | HT   | WT  | D.O.B.     | AGE | EXP. | COLLEGE             | HS HOMETOWN             | HOW ACQ.     |
|------------------------------------|----------|----------------|-------|------|-----|------------|-----|------|---------------------|-------------------------|--------------|
| 2                                  | Nate     | Sudfield       | QB    | 6-6  | 235 | 10/7/1993  | 23  | R    | Indiana             | Modesto, Calif.         | D6-16        |
| 3                                  | Dustin   | Hopkins        | K     | 6-2  | 206 | 10/1/1990  | 26  | 3    | Florida State       | Houston, Texas          | FA-15        |
| 5                                  | Tress    | Way            | P     | 6-1  | 225 | 4/18/1990  | 26  | 3    | Oklahoma            | Tulsa, Okla.            | W (CHI)-14   |
| 8                                  | Kirk     | Cousins        | QB    | 6-3  | 210 | 8/19/1988  | 28  | 5    | Michigan State      | Holland, Mich.          | D4a-12       |
| 11                                 | DeSean   | Jackson        | WR    | 5-10 | 175 | 12/1/1986  | 30  | 9    | California          | Long Beach, Calif.      | FA-14        |
| 13                                 | Maurice  | Harris         | WR    | 6-3  | 200 | 11/11/1992 | 24  | R    | California          | Greensboro, N.C.        | CFA-16       |
| 14                                 | Ryan     | Grant          | WR    | 6-0  | 201 | 12/19/1990 | 26  | 3    | Tulane              | Beaumont, Texas         | D5-14        |
| 16                                 | Colt     | McCoy          | QB    | 6-1  | 215 | 9/5/1986   | 30  | 7    | Texas               | Tuscola, Texas          | UFA (SF)-14  |
| 20                                 | Greg     | Toler          | CB    | 6-0  | 180 | 1/2/1985   | 32  | 8    | St. Paul's          | Hyattsville, Md.        | UFA (IND)-16 |
| 22                                 | Deshazor | Everett        | S     | 6-0  | 198 | 2/22/1992  | 24  | 2    | Texas A&M           | DeRidder, La.           | FA-15        |
| 24                                 | Josh     | Norman         | CB    | 6-0  | 200 | 12/15/1987 | 29  | 5    | Coastal Carolina    | Greenwood, S.C.         | UFA (CAR)-16 |
| 25                                 | Chris    | Thompson       | RB    | 5-8  | 195 | 10/20/1990 | 26  | 3    | Florida State       | Madison, Fla.           | D5a-13       |
| 26                                 | Bashaud  | Breeland       | CB    | 5-11 | 200 | 1/30/1992  | 24  | 3    | Clemson             | Allendale, S.C.         | D4-14        |
| 29                                 | Duke     | Ihenacho       | S     | 6-1  | 208 | 6/16/1989  | 27  | 4    | San Jose State      | Gardena, Calif.         | W (DEN)-14   |
| 31                                 | Matt     | Jones          | RB    | 6-2  | 232 | 3/7/1993   | 23  | 2    | Florida             | Seffner, Fla.           | D3-15        |
| 32                                 | Robert   | Kelley         | RB    | 6-0  | 228 | 10/23/1992 | 24  | R    | Tulane              | New Orleans, La.        | CFA-16       |
| 34                                 | Mack     | Brown          | RB    | 5-11 | 215 | 9/24/1991  | 25  | 1    | Florida             | Lithonia, Ga.           | FA-15        |
| 35                                 | Dashaun  | Phillips       | CB    | 5-11 | 190 | 1/3/1991   | 26  | 2    | Tarleton State      | Duncanville, Texas      | FA-15        |
| 36                                 | Su'a     | Cravens        | S     | 6-1  | 222 | 7/7/1995   | 21  | R    | Southern California | Murrieta, Calif.        | D2-16        |
| 38                                 | Kendall  | Fuller         | CB    | 5-11 | 196 | 2/13/1995  | 21  | R    | Virginia Tech       | Olney, Md.              | D3-16        |
| 41                                 | Will     | Blackmon       | S     | 6-0  | 212 | 10/27/1984 | 32  | 10   | Boston College      | Warwick, R.I.           | FA-15        |
| 45                                 | Josh     | Evans          | S     | 6-0  | 210 | 6/5/1991   | 25  | 4    | Florida             | Irvington, N.J.         | FA-16        |
| 47                                 | Quinton  | Dunbar         | CB    | 6-2  | 203 | 7/22/1992  | 24  | 2    | Florida             | Miami, Fla.             | CFA-15       |
| 48                                 | Lynden   | Trail          | LB    | 6-7  | 270 | 3/19/1991  | 25  | 1    | Norfolk State       | Miami, Fla.             | FA-15        |
| 50                                 | Martrell | Spaight        | LB    | 6-0  | 238 | 8/5/1993   | 23  | 2    | Arkansas            | Little Rock, Ark.       | D5-15        |
| 51                                 | Will     | Compton        | LB    | 6-1  | 238 | 9/19/1989  | 27  | 3    | Nebraska            | Bonne Terre, Mo.        | CFA-13       |
| 52                                 | Terence  | Garvin         | LB    | 6-3  | 235 | 1/1/1991   | 26  | 4    | West Virginia       | Baltimore, Md.          | FA-16        |
| 54                                 | Mason    | Foster         | LB    | 6-1  | 250 | 3/1/1989   | 27  | 6    | Washington          | Seaside, Calif.         | FA-15        |
| 56                                 | John     | Sullivan       | C     | 6-4  | 310 | 8/8/1985   | 31  | 9    | Notre Dame          | Greenwich, Conn.        | FA-16        |
| 57                                 | Nick     | Sundberg       | LS    | 6-0  | 245 | 7/29/1987  | 29  | 7    | California          | Phoenix, Ariz.          | FA-10        |
| 59                                 | Zach     | Vigil          | LB    | 6-2  | 240 | 3/28/1991  | 25  | 2    | Utah State          | Clearfield, Utah        | W (MIA)-16   |
| 60                                 | Vinston  | Painter        | OL    | 6-4  | 322 | 10/11/1989 | 27  | 2    | Virginia Tech       | Norfolk, Va.            | W (MIA)-16   |
| 61                                 | Spencer  | Long           | C/G   | 6-5  | 324 | 11/8/1990  | 26  | 3    | Nebraska            | Elkhorn, Neb.           | D3b-14       |
| 71                                 | Trent    | Williams       | T     | 6-5  | 320 | 7/19/1988  | 28  | 7    | Oklahoma            | Longview, Texas         | D1-10        |
| 73                                 | Cullen   | Jenkins        | DL    | 6-2  | 305 | 1/20/1981  | 35  | 13   | Central Michigan    | Belleville, Mich.       | FA-16        |
| 74                                 | Arie     | Kouandjio      | G     | 6-5  | 325 | 4/23/1992  | 24  | 2    | Alabama             | Hyattsville, Md.        | D4b-15       |
| 75                                 | Brandon  | Scherff        | G     | 6-5  | 323 | 12/26/1991 | 25  | 2    | Iowa                | Denison, Iowa           | D1-15        |
| 76                                 | Morgan   | Moses          | T     | 6-6  | 335 | 3/3/1991   | 25  | 3    | Virginia            | North Chesterfield, Va. | D3a-14       |
| 77                                 | Shawn    | Lauvao         | G     | 6-3  | 326 | 10/26/1987 | 29  | 7    | Arizona State       | Honolulu, Hawaii        | UFA (CLE)-14 |
| 78                                 | Kory     | Lichtensteiger | C     | 6-2  | 295 | 3/22/1985  | 31  | 8    | Bowling Green       | Convoy, Ohio            | FA-10        |
| 79                                 | Ty       | Nsekhe         | T     | 6-8  | 335 | 10/27/1985 | 31  | 2    | Texas State         | Arlington, Texas        | FA-15        |
| 80                                 | Jamison  | Crowder        | WR    | 5-8  | 182 | 6/17/1993  | 23  | 2    | Duke                | Monroe, N.C.            | D4a-15       |
| 85                                 | Vernon   | Davis          | TE    | 6-3  | 248 | 1/31/1984  | 32  | 11   | Maryland            | Washington, D.C.        | UFA (DEN)-16 |
| 86                                 | Jordan   | Reed           | TE    | 6-2  | 246 | 7/3/1990   | 26  | 4    | Florida             | New London, Conn.       | D3-13        |
| 88                                 | Pierre   | Garçon         | WR    | 6-0  | 211 | 8/8/1986   | 30  | 9    | Mount Union         | Greenacres, Fla.        | UFA (IND)-12 |
| 89                                 | Derek    | Carrier        | TE    | 6-4  | 248 | 7/25/1990  | 26  | 4    | Beloit              | Edgerton, Wisc.         | T (SF)-15    |
| 90                                 | Ziggy    | Hood           | DE    | 6-3  | 305 | 2/16/1987  | 29  | 8    | Missouri            | Amarillo, Texas         | FA-16        |
| 91                                 | Ryan     | Kerrigan       | LB    | 6-4  | 265 | 8/16/1988  | 28  | 6    | Purdue              | Muncie, Ind.            | D1-11        |
| 92                                 | Chris    | Baker          | DE    | 6-2  | 320 | 10/8/1987  | 29  | 5    | Hampton             | Windsor, Conn.          | FA-11        |
| 93                                 | Trent    | Murphy         | LB/DE | 6-5  | 290 | 12/22/1990 | 26  | 3    | Stanford            | Phoenix, Ariz.          | D2-14        |
| 94                                 | Preston  | Smith          | LB    | 6-5  | 268 | 11/17/1992 | 24  | 2    | Mississippi State   | Stone Mountain, Ga.     | D2-15        |
| 98                                 | Matt     | Ioannidis      | DE    | 6-3  | 308 | 1/11/1994  | 22  | R    | Temple              | Flemington, N.J.        | D5-16        |
| 99                                 | Ricky    | Jean Francois  | DE    | 6-3  | 313 | 11/23/1986 | 30  | 8    | LSU                 | Carol City, Fla.        | FA-15        |
| <b>PRACTICE SQUAD</b>              |          |                |       |      |     |            |     |      |                     |                         |              |
| 15                                 | Matt     | Hazel          | WR    | 6-1  | 204 | 1/23/1992  | 24  | 2    | Coastal Carolina    | North Augusta, S.C.     | FA-16        |
| 37                                 | Tye      | Smith          | CB    | 6-0  | 195 | 5/3/1993   | 23  | 2    | Towson              | Raleigh, N.C.           | FA-16        |
| 40                                 | Rufus    | Johnson        | LB    | 6-5  | 280 | 8/28/1990  | 26  | 2    | Tarleton State      | Dallas, Texas           | FA-16        |
| 46                                 | Shak     | Randolph       | DB    | 6-3  | 213 | 2/14/1994  | 22  | R    | SMU                 | Waco, Texas             | FA-16        |
| 62                                 | Ronald   | Patrick        | OL    | 6-1  | 310 | 11/1/1991  | 25  | 1    | South Carolina      | Cocoa, Fla.             | FA-16        |
| 63                                 | Isaiah   | Williams       | T     | 6-3  | 295 | 5/5/1993   | 23  | R    | Akron               | Cleveland, Ohio         | CFA-16       |
| 69                                 | A.J.     | Francis        | DL    | 6-5  | 330 | 5/7/1990   | 26  | 3    | Maryland            | Washington, D.C.        | FA-16        |
| 83                                 | Wes      | Saxton         | TE    | 6-4  | 235 | 8/13/1993  | 23  | 1    | South Alabama       | Hueytown, Ala.          | FA-16        |
| 87                                 | Kendal   | Thompson       | WR    | 6-2  | 192 | 5/14/1992  | 24  | R    | Utah                | Oklahoma City, Okla.    | CFA-16       |
| 95                                 | Joey     | Mbu            | DL    | 6-3  | 310 | 3/28/1993  | 23  | 2    | Houston             | Richmond, Texas         | FA-16        |
| <b>RESERVE/INJURED</b>             |          |                |       |      |     |            |     |      |                     |                         |              |
| 17                                 | Reggie   | Diggs          | WR    | 6-4  | 215 | 5/8/1993   | 23  | R    | Richmond            | Dendron, Va.            | CFA-16       |
| 18                                 | Josh     | Doctson        | WR    | 6-2  | 206 | 12/3/1992  | 24  | R    | TCU                 | Mansfield, Texas        | D1-16        |
| 23                                 | DeAngelo | Hall           | S     | 5-10 | 202 | 11/19/1983 | 33  | 13   | Virginia Tech       | Chesapeake, Va.         | FA-08        |
| 39                                 | Keith    | Marshall       | RB    | 5-11 | 222 | 2/16/1994  | 22  | R    | Georgia             | Raleigh, N.C.           | D7b-16       |
| 39                                 | Donte    | Whitner Sr.    | S     | 5-10 | 208 | 7/24/1985  | 31  | 11   | Ohio State          | Cleveland, Ohio         | FA-16        |
| 53                                 | Steven   | Daniels        | LB    | 5-11 | 245 | 12/12/1992 | 24  | R    | Boston College      | Cincinnati, Ohio        | D7a-16       |
| 64                                 | Kedric   | Golston        | NT    | 6-4  | 330 | 5/30/1983  | 33  | 11   | Georgia             | Tyrone, Ga.             | D6-06        |
| 72                                 | Kevin    | Bowen          | T     | 6-9  | 335 | 7/3/1993   | 23  | R    | East Central        | La Mesa, Calif.         | CFA-16       |
| 72                                 | Anthony  | Lanier II      | DE    | 6-6  | 282 | 5/8/1993   | 23  | R    | Alabama A&M         | Savannah, Ga.           | CFA-16       |
| 84                                 | Niles    | Paul           | TE    | 6-1  | 242 | 8/9/1989   | 27  | 6    | Nebraska            | Omaha, Neb.             | D5b-11       |
| 96                                 | Houston  | Bates          | LB    | 6-3  | 252 | 12/20/1991 | 25  | 2    | Louisiana Tech      | Covington, La.          | CFA-15       |
| <b>RESERVE/NON-FOOTBALL INJURY</b> |          |                |       |      |     |            |     |      |                     |                         |              |
| 58                                 | Junior   | Galette        | LB    | 6-2  | 260 | 3/27/1988  | 28  | 7    | Stillman            | Montvale, N.J.          | FA-15        |

Key: UFA - unrestricted free agent | FA - free agent | RFA - restricted free agent | CFA - college free agent | T - trade | W - waivers | D - draft | SD - supplemental draft | PS - signed from practice squad

**Head Coach:** Jay Gruden

**Assistant Coaches:** Joe Barry (Defensive Coordinator), Ben Kotwica (Special Teams Coordinator), Sean McVay (Offensive Coordinator), Robb Akey (Defensive Line), Bradford Banta (Asst. Special Teams), Bill Callahan (Offensive Line), Kevin Carberry (Asst. Offensive Line), Matt Cavanaugh (Quarterbacks), Mike Clark (Strength & Conditioning), Chad Englehart (Asst. Strength & Conditioning), Perry Fewell (Defensive Backs), Chad Grimm (Defensive Quality Control), Ike Hilliard (Wide Receivers), Kirk Kelly (Director of Football Operations), Greg Manusky (Outside Linebackers), Bret Munsey (Asst. Special Teams/Special Projects), Kirk Olivadotti (Inside Linebackers), Wes Phillips (Tight Ends), Aubrey Pleasant (Assistant Defensive Backs), Jake Sankal (Asst. Strength & Conditioning/Nutritionist), Shane Waldron (Offensive Quality Control)

**2016 WASHINGTON REDSKINS ROSTER (POSITIONAL)**

as of January 2, 2017

| NO.                                | FIRST    | LAST           | POS   | HT   | WT  | D.O.B.     | AGE | EXP. | COLLEGE             | HS HOMETOWN             | HOW ACQ.      |
|------------------------------------|----------|----------------|-------|------|-----|------------|-----|------|---------------------|-------------------------|---------------|
| <b>QUARTERBACKS (3)</b>            |          |                |       |      |     |            |     |      |                     |                         |               |
| 2                                  | Nate     | Sudfeld        | QB    | 6-6  | 235 | 10/7/1993  | 23  | R    | Indiana             | Modesto, Calif.         | D6-'16        |
| 8                                  | Kirk     | Cousins        | QB    | 6-3  | 210 | 8/19/1988  | 28  | 5    | Michigan State      | Holland, Mich.          | D4a-'12       |
| 16                                 | Colt     | McCoy          | QB    | 6-1  | 215 | 9/5/1986   | 30  | 7    | Texas               | Tuscola, Texas          | UFA (SF)-'14  |
| <b>RUNNING BACKS/FULLBACKS (4)</b> |          |                |       |      |     |            |     |      |                     |                         |               |
| 25                                 | Chris    | Thompson       | RB    | 5-8  | 195 | 10/20/1990 | 26  | 3    | Florida State       | Madison, Fla.           | D5a-'13       |
| 31                                 | Matt     | Jones          | RB    | 6-2  | 232 | 3/7/1993   | 23  | 2    | Florida             | Seffner, Fla.           | D3-'15        |
| 32                                 | Robert   | Kelley         | RB    | 6-0  | 228 | 10/3/1992  | 24  | R    | Tulane              | New Orleans, La.        | CFA-'16       |
| 34                                 | Mack     | Brown          | RB    | 5-11 | 215 | 9/24/1991  | 25  | 1    | Florida             | Lithonia, Ga.           | FA-'15        |
| <b>WIDE RECEIVERS (6)</b>          |          |                |       |      |     |            |     |      |                     |                         |               |
| 11                                 | DeSean   | Jackson        | WR    | 5-10 | 175 | 12/1/1986  | 30  | 9    | California          | Long Beach, Calif.      | FA-'14        |
| 13                                 | Maurice  | Harris         | WR    | 6-3  | 200 | 11/11/1992 | 24  | R    | California          | Greensboro, N.C.        | CFA-'16       |
| 14                                 | Ryan     | Grant          | WR    | 6-0  | 201 | 12/19/1990 | 26  | 3    | Tulane              | Beaumont, Texas         | D5-'14        |
| 19                                 | Rashad   | Ross           | WR    | 6-0  | 180 | 2/2/1990   | 26  | 2    | Arizona State       | Vallejo, Calif.         | FA-'14        |
| 80                                 | Jamison  | Crowder        | WR    | 5-8  | 182 | 6/17/1993  | 23  | 2    | Duke                | Monroe, N.C.            | D4a-'15       |
| 88                                 | Pierre   | Garçon         | WR    | 6-0  | 211 | 8/8/1986   | 30  | 9    | Mount Union         | Greenacres, Fla.        | UFA (IND)-'12 |
| <b>TIGHT ENDS (3)</b>              |          |                |       |      |     |            |     |      |                     |                         |               |
| 85                                 | Vernon   | Davis          | TE    | 6-3  | 248 | 1/31/1984  | 32  | 11   | Maryland            | Washington, D.C.        | UFA (DEN)-'16 |
| 86                                 | Jordan   | Reed           | TE    | 6-2  | 246 | 7/3/1990   | 26  | 4    | Florida             | New London, Conn.       | D3-'13        |
| 89                                 | Derek    | Carrier        | TE    | 6-4  | 248 | 7/25/1990  | 26  | 4    | Beloit              | Edgerton, Wisc.         | T (SF)-'15    |
| <b>OFFENSIVE LINEMEN (10)</b>      |          |                |       |      |     |            |     |      |                     |                         |               |
| 56                                 | John     | Sullivan       | C     | 6-4  | 310 | 8/8/1985   | 31  | 9    | Notre Dame          | Greenwich, Conn.        | FA-'16        |
| 60                                 | Vinston  | Painter        | OL    | 6-4  | 322 | 10/11/1989 | 27  | 2    | Virginia Tech       | Norfolk, Va.            | W (MIA)-'16   |
| 61                                 | Spencer  | Long           | C/G   | 6-5  | 324 | 11/8/1990  | 26  | 3    | Nebraska            | Elkhorn, Neb.           | D3b-'14       |
| 71                                 | Trent    | Williams       | T     | 6-5  | 320 | 7/19/1988  | 28  | 7    | Oklahoma            | Longview, Texas         | D1-'10        |
| 74                                 | Arie     | Kouandjio      | G     | 6-5  | 325 | 4/23/1992  | 24  | 2    | Alabama             | Hyattsville, Md.        | D4b-'15       |
| 75                                 | Brandon  | Scherff        | G     | 6-5  | 323 | 12/26/1991 | 25  | 2    | Iowa                | Denison, Iowa           | D1-'15        |
| 76                                 | Morgan   | Moses          | T     | 6-6  | 335 | 3/3/1991   | 25  | 3    | Virginia            | North Chesterfield, Va. | D3a-'14       |
| 77                                 | Shawn    | Lauvao         | G     | 6-3  | 326 | 10/26/1987 | 29  | 7    | Arizona State       | Honolulu, Hawaii        | UFA (CLE)-'14 |
| 78                                 | Kory     | Lichtensteiger | C     | 6-2  | 295 | 3/22/1985  | 31  | 8    | Bowling Green       | Convoy, Ohio            | FA-'10        |
| 79                                 | Ty       | Nsekhe         | T     | 6-8  | 335 | 10/27/1985 | 31  | 2    | Texas State         | Arlington, Texas        | FA-'15        |
| <b>DEFENSIVE LINEMEN (5)</b>       |          |                |       |      |     |            |     |      |                     |                         |               |
| 73                                 | Cullen   | Jenkins        | DL    | 6-2  | 305 | 1/20/1981  | 35  | 13   | Central Michigan    | Belleville, Mich.       | FA-'16        |
| 90                                 | Ziggy    | Hood           | DE    | 6-3  | 305 | 2/16/1987  | 29  | 8    | Missouri            | Amarillo, Texas         | FA-'16        |
| 92                                 | Chris    | Baker          | DE    | 6-2  | 320 | 10/8/1987  | 29  | 5    | Hampton             | Windsor, Conn.          | FA-'11        |
| 98                                 | Matt     | Ioannidis      | DE    | 6-3  | 308 | 1/11/1994  | 22  | R    | Temple              | Flemington, N.J.        | D5-'16        |
| 99                                 | Ricky    | Jean Francois  | DE    | 6-3  | 313 | 11/23/1986 | 30  | 8    | LSU                 | Carol City, Fla.        | FA-'15        |
| <b>LINEBACKERS (9)</b>             |          |                |       |      |     |            |     |      |                     |                         |               |
| 48                                 | Lynden   | Trail          | LB    | 6-7  | 270 | 3/19/1991  | 25  | 1    | Norfolk State       | Miami, Fla.             | FA-'15        |
| 50                                 | Martrell | Spaight        | LB    | 6-0  | 238 | 8/5/1993   | 23  | 2    | Arkansas            | Little Rock, Ark.       | D5-'15        |
| 51                                 | Will     | Compton        | LB    | 6-1  | 238 | 9/19/1989  | 27  | 3    | Nebraska            | Bonne Terre, Mo.        | CFA-'13       |
| 52                                 | Terence  | Garvin         | LB    | 6-3  | 235 | 1/1/1991   | 26  | 4    | West Virginia       | Baltimore, Md.          | FA-'16        |
| 54                                 | Mason    | Foster         | LB    | 6-1  | 250 | 3/1/1989   | 27  | 6    | Washington          | Seaside, Calif.         | FA-'15        |
| 59                                 | Zach     | Vigil          | LB    | 6-2  | 240 | 3/28/1991  | 25  | 2    | Utah State          | Clearfield, Utah        | W (MIA)-'16   |
| 91                                 | Ryan     | Kerrigan       | LB    | 6-4  | 265 | 8/16/1988  | 28  | 6    | Purdue              | Muncie, Ind.            | D1-'11        |
| 93                                 | Trent    | Murphy         | LB/DE | 6-5  | 290 | 12/22/1990 | 26  | 3    | Stanford            | Phoenix, Ariz.          | D2-'14        |
| 94                                 | Preston  | Smith          | LB    | 6-5  | 268 | 11/17/1992 | 24  | 2    | Mississippi State   | Stone Mountain, Ga.     | D2-'15        |
| <b>DEFENSIVE BACKS (11)</b>        |          |                |       |      |     |            |     |      |                     |                         |               |
| 20                                 | Greg     | Toler          | CB    | 6-0  | 180 | 1/2/1985   | 32  | 8    | St. Paul's          | Hyattsville, Md.        | UFA (IND)-'16 |
| 22                                 | Deshazor | Everett        | S     | 6-0  | 198 | 2/22/1992  | 24  | 2    | Texas A&M           | DeRidder, La.           | FA-'15        |
| 24                                 | Josh     | Norman         | CB    | 6-0  | 200 | 12/15/1987 | 29  | 5    | Coastal Carolina    | Greenwood, S.C.         | UFA (CAR)-'16 |
| 26                                 | Bashaud  | Breeland       | CB    | 5-11 | 200 | 1/30/1992  | 24  | 3    | Clemson             | Allendale, S.C.         | D4-'14        |
| 29                                 | Duke     | Ihenacho       | S     | 6-1  | 208 | 6/16/1989  | 27  | 4    | San Jose State      | Gardena, Calif.         | W (DEN)-'14   |
| 35                                 | Dashaun  | Phillips       | CB    | 5-11 | 190 | 1/3/1991   | 26  | 2    | Tarleton State      | Duncanville, Texas      | FA-'15        |
| 36                                 | Su'a     | Cravens        | S     | 6-1  | 222 | 7/7/1995   | 21  | R    | Southern California | Murrieta, Calif.        | D2-'16        |
| 38                                 | Kendall  | Fuller         | CB    | 5-11 | 196 | 2/13/1995  | 21  | R    | Virginia Tech       | Olney, Md.              | D3-'16        |
| 41                                 | Will     | Blackmon       | S     | 6-0  | 212 | 10/27/1984 | 32  | 10   | Boston College      | Warwick, R.I.           | FA-'15        |
| 45                                 | Josh     | Evans          | S     | 6-0  | 210 | 6/5/1991   | 25  | 4    | Florida             | Irvington, N.J.         | FA-'16        |
| 47                                 | Quinton  | Dunbar         | CB    | 6-2  | 203 | 7/22/1992  | 24  | 2    | Florida             | Miami, Fla.             | CFA-'15       |
| <b>SPECIALISTS (3)</b>             |          |                |       |      |     |            |     |      |                     |                         |               |
| 3                                  | Dustin   | Hopkins        | K     | 6-2  | 206 | 10/1/1990  | 26  | 3    | Florida State       | Houston, Texas          | FA-'15        |
| 5                                  | Tress    | Way            | P     | 6-1  | 225 | 4/18/1990  | 26  | 3    | Oklahoma            | Tulsa, Okla.            | W (CHI)-'14   |
| 57                                 | Nick     | Sundberg       | LS    | 6-0  | 245 | 7/29/1987  | 29  | 7    | California          | Phoenix, Ariz.          | FA-'10        |

**REDSKINS**

**2016 WASHINGTON REDSKINS UNOFFICIAL DEPTH CHART**  
as of January 2, 2017

**OFFENSE**

|           |                                |                                 |                              |
|-----------|--------------------------------|---------------------------------|------------------------------|
| <b>WR</b> | 88 Pierre Garçon               | <b><u>13 Maurice Harris</u></b> |                              |
| <b>LT</b> | 71 Trent Williams              | 79 Ty Nsekhe                    |                              |
| <b>LG</b> | 77 Shawn Lauvao                | 61 Spencer Long                 |                              |
| <b>C</b>  | 61 Spencer Long                | 56 John Sullivan                | 78 Kory Lichtensteiger       |
| <b>RG</b> | 75 Brandon Scherff             | 74 Arie Kouandjio               |                              |
| <b>RT</b> | 76 Morgan Moses                | 60 Winston Painter              |                              |
| <b>TE</b> | 86 Jordan Reed                 | 85 Vernon Davis                 | 89 Derek Carrier             |
| <b>WR</b> | 80 Jamison Crowder             |                                 |                              |
| <b>WR</b> | 11 DeSean Jackson              | 14 Ryan Grant                   |                              |
| <b>QB</b> | 8 Kirk Cousins                 | 16 Colt McCoy                   | <b><u>2 Nate Sudfeld</u></b> |
| <b>RB</b> | <b><u>32 Robert Kelley</u></b> | 25 Chris Thompson               | 31 Matt Jones                |
|           |                                |                                 | 34 Mack Brown                |

**DEFENSE**

|            |                        |                                 |                                 |
|------------|------------------------|---------------------------------|---------------------------------|
| <b>LDE</b> | 99 Ricky Jean Francois | 73 Cullen Jenkins               |                                 |
| <b>NT</b>  | 90 Ziggy Hood          | <b><u>98 Matt Ioannidis</u></b> |                                 |
| <b>RDE</b> | 92 Chris Baker         | 73 Cullen Jenkins               |                                 |
| <b>SLB</b> | 94 Preston Smith       | 93 Trent Murphy                 |                                 |
| <b>MLB</b> | 51 Will Compton        | 50 Martrell Spaight             | 59 Zach Vigil                   |
| <b>MLB</b> | 54 Mason Foster        | <b><u>36 Su'a Cravens</u></b>   | 52 Terence Garvin               |
| <b>WLB</b> | 91 Ryan Kerrigan       | 48 Lynden Trail                 |                                 |
| <b>CB</b>  | 26 Bashaud Breeland    | 20 Greg Toler                   | 35 Dashaun Phillips             |
| <b>CB</b>  | 24 Josh Norman         | 47 Quinton Dunbar               | <b><u>38 Kendall Fuller</u></b> |
| <b>SS</b>  | 29 Duke Ihenacho       | 45 Josh Evans                   |                                 |
| <b>FS</b>  | 41 Will Blackmon       | 22 Deshaun Everett              |                                 |

**SPECIAL TEAMS**

|            |                    |                  |
|------------|--------------------|------------------|
| <b>P</b>   | 5 Tress Way        |                  |
| <b>K</b>   | 3 Dustin Hopkins   |                  |
| <b>H</b>   | 5 Tress Way        |                  |
| <b>LS</b>  | 57 Nick Sundberg   |                  |
| <b>KOR</b> | 25 Chris Thompson  | 41 Will Blackmon |
| <b>PR</b>  | 80 Jamison Crowder | 41 Will Blackmon |

**Rookies Bolded and Underlined**

(Injured players in parentheses)

**HOW THE 2016 REDSKINS WERE BUILT**  
as of January 2, 2017

| YEAR | DRAFT/CFA<br>24  | FREE AGENT<br>24  | TRADE<br>1            | WAIVERS<br>4                                    | PRACTICE SQUAD<br>0 |
|------|--|---|-----------------------|---|---------------------|
| 2010 | T Trent Williams (1)   | C Kory Lichtensteiger<br>LS Nick Sundberg   |                       |   |                     |
| 2011 | LB Ryan Kerrigan (1)   | DE Chris Baker  |                       |   |                     |
| 2012 | QB Kirk Cousins (4a)   | WR Pierre Garçon (UFA - IND)  |                       |   |                     |
| 2013 | TE Jordan Reed (3)<br>RB Chris Thompson (5a)<br>LB Will Compton (CFA)  |   |                       |   |                     |
| 2014 | LB/DE Trent Murphy (2)<br>T Morgan Moses (3a)<br>C/G Spencer Long (3b)<br>CB Bashaud Breeland (4)<br>WR Ryan Grant (5)   | WR DeSean Jackson<br>G Shawn Lauvao (UFA - CLE)<br>QB Colt McCoy (UFA - SF)   |                       | S Duke Ihenacho (DEN)<br>P Tress Way (CHI)      |                     |
| 2015 | G Brandon Scherff (1)<br>LB Preston Smith (2)<br>RB Matt Jones (3)<br>WR Jamison Crowder (4a)<br>G Arie Kouandjio (4b)<br>LB Martrell Spaight (5)<br>CB Quinton Dunbar (CFA) | CB Will Blackmon<br>RB Mack Brown (CFA)<br>CB Deshaun Alexander<br>LB Mason Foster<br>K Dustin Hopkins<br>DE Ricky Jean Francois<br>T Ty Nsekhe<br>CB Dashaun Phillips<br>LB Lynden Trail | TE Derek Carrier (SF) |   |                     |
| 2016 | S Su'a Cravens (2)<br>CB Kendall Fuller (3)<br>DE Matt Ioannidis (5)<br>QB Nate Sudfeld (6)<br>WR Maurice Harris (CFA)<br>RB Robert Kelley (CFA)                             | TE Vernon Davis (UFA - DEN)<br>S Josh Evans<br>LB Terence Garvin<br>DE Ziggy Hood<br>DL Cullen Jenkins<br>CB Josh Norman (UFA - CAR)<br>C John Sullivan<br>CB Greg Toler (UFA - IND)      |                       | OL Winston Painter (MIA)<br>LB Zach Vigil (MIA) |                     |

**HOW THE 2016 REDSKINS ENTERED THE NFL**  
as of January 2, 2017

| YEAR | 1ST ROUND<br>5             | 2ND ROUND<br>4               | 3RD ROUND<br>8   | 4TH ROUND<br>7   |
|------|----------------------------|------------------------------|--|--|
| 2006 | TE Vernon Davis (SF, 6)    |                              |  | CB Will Blackmon (GB, 115)                                   |
| 2008 |                            | WR DeSean Jackson (PHI, 49)  |  | C Kory Lichtensteiger (DEN, 108)                             |
| 2009 | DE Ziggy Hood (PIT, 32)    |                              |  | CB Greg Toler (ARI, 131)                                     |
| 2010 | T Trent Williams (WAS, 4)  |                              | QB Colt McCoy (CLE, 85)<br>G Shawn Lauvao (CLE, 92)    |  |
| 2011 | LB Ryan Kerrigan (WAS, 16) |                              | LB Mason Foster (TB, 84)                               |  |
| 2012 |                            |                              |  | QB Kirk Cousins (WAS, 102)                                   |
| 2013 |                            |                              | TE Jordan Reed (WAS, 85)                               |  |
| 2014 |                            | LB/DE Trent Murphy (WAS, 47) | T Morgan Moses (WAS, 66)<br>C/G Spencer Long (WAS, 78) | CB Bashaud Breeland (WAS, 102)                               |
| 2015 | G Brandon Scherff (WAS, 5) | LB Preston Smith (WAS, 38)   | RB Matt Jones (WAS, 95)                                | WR Jamison Crowder (WAS, 105)<br>G Arie Kouandjio (WAS, 112) |
| 2016 |                            | S Su'a Cravens (WAS, 53)     | CB Kendall Fuller (WAS, 84)                            |  |

| YEAR | 5TH ROUND<br>5                 | 6TH ROUND<br>6  | 7TH ROUND<br>1                   | FREE AGENT<br>17  |
|------|--------------------------------|---|----------------------------------|---|
| 2003 |                                |   |                                  | DL Cullen Jenkins (GB)  |
| 2008 |                                | C John Sullivan (MIN, 187)<br>WR Pierre Garçon (IND, 205)                               |                                  |   |
| 2009 |                                |   | DL Ricky Jean Francois (SF, 244) | DL Chris Baker (DEN)<br>LS Nick Sundberg (CAR)  |
| 2012 | CB Josh Norman (CAR, 143)      |   |                                  | TE Derek Carrier (OAK)<br>S Duke Ihenacho (DEN)<br>T Ty Nsekhe (IND)  |
| 2013 | RB Chris Thompson (WAS, 154)   | S Josh Evans (JAX, 169)<br>OL Vinston Painter (DEN, 173)<br>K Dustin Hopkins (BUF, 177) |                                  | LB Will Compton (WAS)<br>LB Terence Garvin (PIT)<br>P Tress Way (CHI)   |
| 2014 | WR Ryan Grant (WAS, 142)       |   |                                  | CB Dashaun Phillips (DAL)   |
| 2015 | LB Martrell Spaight (WAS, 141) |   |                                  | RB Mack Brown (HOU)<br>CB Quinton Dunbar (WAS)<br>CB Deshaun Everett (TB)<br>LB Lynden Trail (HOU)<br>LB Zach Vigil (MIA) |
| 2016 | DE Matt Ioannidis (WAS, 152)   | QB Nate Sudfeld (WAS, 187)  |                                  | WR Maurice Harris (WAS)<br>RB Robert Kelley (WAS)   |

**ACTIVE ROSTER**

|                            |                  |
|----------------------------|------------------|
| <b>Bashaud Breeland</b>    | BUSH-aud         |
| <b>Su'a Cravens</b>        | SOO-uh           |
| <b>Deshazor Everett</b>    | de-SHAY-zor      |
| <b>Pierre Garçon</b>       | gar-SOAN         |
| <b>Duke Ihenacho</b>       | EE-ah-NAH-cho    |
| <b>Matt Ioannidis</b>      | eye-an-NYE-dis   |
| <b>Ricky Jean Francois</b> | zhon fran-SWAH   |
| <b>Arie Kouandjio</b>      | R-ree / KWON-joe |
| <b>Shawn Lauvao</b>        | lah-VOW          |
| <b>Kory Lichtensteiger</b> | LICK-ten-STY-grr |
| <b>Ty Nsekhe</b>           | en-SECK-he       |
| <b>Brandon Scherff</b>     | SCHER-eff        |
| <b>Martrell Spaight</b>    | SPAYT            |

**PRACTICE SQUAD & RESERVE LISTS**

|                       |                       |
|-----------------------|-----------------------|
| <b>Josh Doctson</b>   | DOCK-sun              |
| <b>Junior Galette</b> | guh-LET               |
| <b>Kedric Golston</b> | KEH-drick / GOAL-stun |
| <b>Joey Mbu</b>       | Emm-Boo               |

**COACHING STAFF**

|                     |             |
|---------------------|-------------|
| <b>Robb Akey</b>    | A-key       |
| <b>Ben Kotwica</b>  | cot-WEE-kuh |
| <b>Greg Manusky</b> | man-US-key  |



**2016 WASHINGTON REDSKINS TRANSACTIONS****(BY DATE)**

| <b>DATE</b> | <b>POS</b> | <b>NAME</b>         | <b>TRANSACTION</b>                                     |
|-------------|------------|---------------------|--|
| January 1   | DL         | Kamal Johnson       | Signed to Practice Squad                               |
| January 4   | DL         | Christo Bilukidi    | Signed Reserve/Future Contract                         |
| January 4   | LB         | Desmond Bishop      | Signed Reserve/Future Contract                         |
| January 4   | DL         | Jerrell Powe        | Signed Reserve/Future Contract                         |
| January 5   | CB         | Cary Williams       | Signed as Free Agent                                   |
| January 5   | C          | Kory Lichtensteiger | Activated from Reserve/Injured (Designated for Return) |
| January 5   | DB         | Kyshoen Jarrett     | Placed on Reserve/Injured List                         |
| January 5   | C          | Brian de la Puente  | Waived   |
| January 5   | CB         | Al Louis-Jean       | Signed to Practice Squad                               |
| January 5   | LB         | Derrick Mathews     | Released from Practice Squad                           |
| January 11  | RB         | Mack Brown          | Signed Reserve/Future Contract                         |
| January 11  | WR         | LaRon Byrd          | Signed Reserve/Future Contract                         |
| January 11  | T          | Takoby Cofield      | Signed Reserve/Future Contract                         |
| January 11  | DL         | Anthony Johnson     | Signed Reserve/Future Contract                         |
| January 11  | CB         | Al Louis-Jean       | Signed Reserve/Future Contract                         |
| January 11  | C          | Austin Reiter       | Signed Reserve/Future Contract                         |
| January 11  | LB         | Lynden Trail        | Signed Reserve/Future Contract                         |
| January 12  | DL         | Corey Crawford      | Signed Reserve/Future Contract                         |
| January 12  | DL         | Kamal Johnson       | Signed Reserve/Future Contract                         |
| January 12  | LB         | Derrick Mathews     | Signed Reserve/Future Contract                         |
| January 14  | LB         | Willie Jefferson    | Signed Reserve/Future Contract                         |
| January 22  |            | Greg Manusky        | Named as Outside Linebackers Coach                     |
| February 3  | DL         | Ziggy Hood          | Signed Reserve/Future Contract                         |
| February 17 |            | Kevin Carberry      | Named as Assistant Offensive Line Coach                |
| February 17 |            | Shane Waldron       | Named as Offensive Quality Control                     |
| March 1     | QB         | Kirk Cousins        | Franchise Tagged                                       |
| March 3     | QB         | Kirk Cousins        | Signed Franchise Tender                                |
| March 7     | S          | Dashon Goldson      | Released   |
| March 7     | QB         | Robert Griffin III  | Released   |
| March 7     | DE         | Jason Hatcher       | Released   |
| March 7     | S          | Jeron Johnson       | Released   |
| March 9     | LB         | Mason Foster        | Re-signed  |
| March 9     | DE         | Kedric Golston      | Re-signed  |
| March 9     | S          | Duke Ihenacho       | Re-signed  |
| March 9     | QB         | Colt McCoy          | Re-signed  |
| March 11    | DE         | Kendall Reyes       | Signed as Unrestricted Free Agent                      |
| March 11    | TE         | Logan Paulsen       | Re-signed  |
| March 12    | P          | Tress Way           | Signed Contract Extension                              |
| March 15    | CB         | Will Blackmon       | Re-signed  |
| March 15    | CB         | David Bruton Jr.    | Signed as Unrestricted Free Agent                      |
| March 16    | LB         | Junior Galette      | Re-signed  |
| March 16    | OL         | Josh LeRibeus       | Re-signed  |
| March 17    | RB         | Chris Thompson      | Re-signed  |
| March 18    | LB         | Terence Garvin      | Signed as Free Agent                                   |
| March 31    | TE         | Vernon Davis        | Signed as Unrestricted Free Agent                      |
| April 12    | RB         | Silas Redd Jr.      | Suspended  |
| April 13    | CB         | Greg Toler          | Signed as Unrestricted Free Agent                      |

**2016 WASHINGTON REDSKINS TRANSACTIONS****(BY DATE)**

| <b>DATE</b> | <b>POS</b> | <b>NAME</b>       | <b>TRANSACTION</b>                      |
|-------------|------------|-------------------|---|
| April 14    | LB         | Jackson Jeffcoat  | Waived                                  |
| April 18    | OL         | Cody Booth        | Signed as Free Agent                    |
| April 18    | LB         | Will Compton      | Re-signed                               |
| April 22    | CB         | Josh Norman       | Signed as Unrestricted Free Agent       |
| April 28    | WR         | Josh Doctson      | Draft Choice (Round 1, No. 22 Overall)  |
| April 29    | S          | Su'a Cravens      | Draft Choice (Round 2, No. 53 Overall)  |
| April 29    | DB         | Kendall Fuller    | Draft Choice (Round 3, No. 84 Overall)  |
| April 30    | DE         | Matt Ioannidis    | Draft Choice (Round 5, No. 152 Overall) |
| April 30    | QB         | Nate Sudfeld      | Draft Choice (Round 6, No. 187 Overall) |
| April 30    | LB         | Steven Daniels    | Draft Choice (Round 7, No. 232 Overall) |
| April 30    | RB         | Keith Marshall    | Draft Choice (Round 7, No. 242 Overall) |
| May 2       | CB         | Chris Culliver    | Released                                |
| May 2       | DL         | Christo Bilukidi  | Released                                |
| May 2       | LB         | Desmond Bishop    | Released                                |
| May 2       | WR         | LaRon Byrd        | Released                                |
| May 2       | DL         | Anthony Johnson   | Waived                                  |
| May 2       | DL         | Kamal Johnson     | Waived                                  |
| May 2       | CB         | Al Louis-Jean     | Waived                                  |
| May 2       | LB         | Derrick Mathews   | Waived                                  |
| May 5       | TE         | Jordan Reed       | Signed Contract Extension               |
| May 6       | T          | Kevin Bowen       | Signed as College Free Agent            |
| May 6       | S          | Tevin Carter      | Signed as College Free Agent            |
| May 6       | TE         | Michael Cooper    | Signed as College Free Agent            |
| May 6       | LB         | Shiro Davis       | Signed as College Free Agent            |
| May 6       | WR         | Reggie Diggs      | Signed as College Free Agent            |
| May 6       | LB         | Ejiro Ederaine    | Signed as College Free Agent            |
| May 6       | T          | Joe Gore          | Signed as College Free Agent            |
| May 6       | WR         | Maurice Harris    | Signed as College Free Agent            |
| May 6       | G          | Dominick Jackson  | Signed as College Free Agent            |
| May 6       | RB         | Robert Kelley     | Signed as College Free Agent            |
| May 6       | FB         | Joe Kerridge      | Signed as College Free Agent            |
| May 6       | DE         | Anthony Lanier II | Signed as College Free Agent            |
| May 6       | S          | Geno Matias-Smith | Signed as College Free Agent            |
| May 6       | WR         | Valdez Showers    | Signed as College Free Agent            |
| May 9       | CB         | Lloyd Carrington  | Signed as College Free Agent            |
| May 9       | LB         | Reggie Northrup   | Signed as College Free Agent            |
| May 9       | WR         | Josh Doctson      | Signed Contract                         |
| May 9       | S          | Su'a Cravens      | Signed Contract                         |
| May 9       | DE         | Matt Ioannidis    | Signed Contract                         |
| May 9       | QB         | Nate Sudfeld      | Signed Contract                         |
| May 9       | LB         | Steven Daniels    | Signed Contract                         |
| May 9       | RB         | Keith Marshall    | Signed Contract                         |
| May 9       | S          | Tevin Carter      | Waived                                  |
| May 12      | T          | Joe Gore          | Waived                                  |
| May 16      | T          | Al Bond           | Signed as Free Agent                    |
| May 16      | G          | Nila Kasitati     | Signed as College Free Agent            |
| May 16      | LB         | Mike Wakefield    | Signed as College Free Agent            |

**2016 WASHINGTON REDSKINS TRANSACTIONS****(BY DATE)**

| <b>DATE</b> | <b>POS</b> | <b>NAME</b>      | <b>TRANSACTION</b>                                      |
|-------------|------------|------------------|---|
| May 16      | RB         | Kelsey Young     | Signed as College Free Agent                            |
| May 16      | G          | Dominick Jackson | Waived  |
| May 16      | LB         | Reggie Northrup  | Waived  |
| May 17      | DB         | Mariel Cooper    | Signed as College Free Agent                            |
| May 17      | WR         | Andre Roberts    | Released  |
| June 1      | LB         | James Gayle      | Waived  |
| June 2      | CB         | Kendall Fuller   | Signed Contract   |
| June 2      | WR         | Jarvis Turner    | Signed as College Free Agent                            |
| June 8      | TE         | Michael Cooper   | Waived  |
| July 18     | WR         | Dez Stewart      | Signed as Free Agent                                    |
| July 21     | LB         | Adam Hayward     | Released  |
| July 25     | DB         | Kyshoen Jarrett  | Waived (Failed Physical)                                |
| July 27     | WR         | Kendal Thompson  | Signed as College Free Agent                            |
| July 27     | WR         | T.J. Thorpe      | Signed as College Free Agent                            |
| July 28     | TE         | Derek Carrier    | Placed on Active/Physically Unable to Perform List      |
| July 28     | WR         | Reggie Diggs     | Placed on Active/Physically Unable to Perform List      |
| July 28     | WR         | Josh Doctson     | Placed on Active/Physically Unable to Perform List      |
| July 28     | G          | Shawn Lauvao     | Placed on Active/Physically Unable to Perform List      |
| July 28     | LB         | Perry Riley Jr.  | Placed on Active/Physically Unable to Perform List      |
| July 28     | LB         | Junior Galette   | Placed on Reserve/Non-Football Injury List              |
| July 29     | LB         | Perry Riley Jr.  | Activated from Active/Physically Unable to Perform List |
| August 1    | G          | Shawn Lauvao     | Activated from Active/Physically Unable to Perform List |
| August 2    | WR         | Reggie Diggs     | Activated from Active/Physically Unable to Perform List |
| August 3    | T          | Isaiah Williams  | Signed as College Free Agent                            |
| August 8    | LB         | Steven Daniels   | Waived with Injured Designation                         |
| August 18   | T          | Kevin Bowen      | Waived with Injured Designation                         |
| August 24   | C          | Bryan Stork      | Acquired via Trade from New England                     |
| August 27   | T          | Al Bond          | Waived  |
| August 27   | T          | Cody Booth       | Waived  |
| August 27   | LB         | Shiro Davis      | Waived  |
| August 27   | LB         | Ejiro Ederaine   | Waived  |
| August 27   | CB         | Jeremy Harris    | Waived  |
| August 27   | LB         | Willie Jefferson | Waived  |
| August 27   | WR         | Valdez Showers   | Waived  |
| August 27   | WR         | Dez Stewart      | Waived  |
| August 27   | WR         | Jarvis Turner    | Waived  |
| August 27   | RB         | Kelsey Young     | Waived  |
| August 29   | C          | Bryan Stork      | Failed Physical; Trade Rescinded                        |
| August 29   | DL         | Cullen Jenkins   | Signed as Unrestricted Free Agent                       |
| August 29   | OL         | Vinston Painter  | Claimed Off Waivers (Miami)                             |
| August 30   | DE         | Stephen Paea     | Released  |
| August 30   | LB         | Perry Riley Jr.  | Released  |
| August 30   | TE         | Derek Carrier    | Placed on Reserve/Physically Unable to Perform List     |
| August 30   | WR         | Reggie Diggs     | Waived with Injured Designation                         |
| August 30   | RB         | Keith Marshall   | Placed on Reserve/Injured List                          |
| September 3 | WR         | Josh Doctson     | Activated from Active/Physically Unable to Perform List |
| September 3 | DL         | Cullen Jenkins   | Released  |

**2016 WASHINGTON REDSKINS TRANSACTIONS****(BY DATE)**

| <b>DATE</b>  | <b>POS</b> | <b>NAME</b>       | <b>TRANSACTION</b>                                      |
|--------------|------------|-------------------|---|
| September 3  | OL         | Josh LeRibeus     | Released  |
| September 3  | TE         | Logan Paulsen     | Released  |
| September 3  | NT         | Jerrell Powe      | Released  |
| September 3  | RB         | Mack Brown        | Waived  |
| September 3  | CB         | Lloyd Carrington  | Waived  |
| September 3  | T          | Takoby Cofield    | Waived  |
| September 3  | CB         | Mariel Cooper     | Waived with Injury Settlement                           |
| September 3  | DE         | Corey Crawford    | Waived  |
| September 3  | LB         | Carlos Fields     | Waived  |
| September 3  | WR         | Maurice Harris    | Waived  |
| September 3  | DE         | Matt Ioannidis    | Waived  |
| September 3  | TE         | Marcel Jensen     | Waived  |
| September 3  | G          | Nila Kasitati     | Waived  |
| September 3  | FB         | Joe Kerridge      | Waived  |
| September 3  | S          | Geno Matias-Smith | Waived  |
| September 3  | OL         | Vinston Painter   | Waived  |
| September 3  | WR         | Kendal Thompson   | Waived  |
| September 3  | WR         | T.J. Thorpe       | Waived  |
| September 3  | LB         | Lynden Trail      | Waived  |
| September 3  | LB         | Mike Wakefield    | Waived  |
| September 3  | T          | Isaiah Williams   | Waived  |
| September 4  | RB         | Mack Brown        | Signed to Practice Squad                                |
| September 4  | WR         | Maurice Harris    | Signed to Practice Squad                                |
| September 4  | DE         | Matt Ioannidis    | Signed to Practice Squad                                |
| September 4  | G          | Nila Kasitati     | Signed to Practice Squad                                |
| September 4  | FB         | Joe Kerridge      | Signed to Practice Squad                                |
| September 4  | OL         | Vinston Painter   | Signed to Practice Squad                                |
| September 4  | WR         | Kendal Thompson   | Signed to Practice Squad                                |
| September 4  | LB         | Lynden Trail      | Signed to Practice Squad                                |
| September 4  | T          | Isaiah Williams   | Signed to Practice Squad                                |
| September 5  | DL         | Louis Nix III     | Signed to Practice Squad                                |
| September 5  | TE         | Wes Saxton        | Signed to Practice Squad                                |
| September 5  | FB         | Joe Kerridge      | Released from Practice Squad                            |
| September 13 | C          | Austin Reiter     | Waived  |
| September 13 | G          | Nila Kasitati     | Released from Practice Squad                            |
| September 14 | DL         | Cullen Jenkins    | Signed as Free Agent                                    |
| September 15 | C          | Austin Reiter     | Signed to Practice Squad                                |
| September 19 | NT         | Kedric Golston    | Placed on Reserve/Injured List                          |
| September 19 | DE         | Matt Ioannidis    | Signed to Active Roster from Practice Squad             |
| September 19 | LB         | Jason Fanaika     | Signed to Practice Squad                                |
| September 19 | LB         | Amarlo Herrera    | Signed to Practice Squad                                |
| September 19 | DL         | Bobby Richardson  | Signed to Practice Squad                                |
| September 19 | DL         | Louis Nix III     | Released from Practice Squad                            |
| September 19 | LB         | Lynden Trail      | Released from Practice Squad                            |
| September 20 | C          | Austin Reiter     | Signed to Cleveland's Active Roster from Practice Squad |
| September 21 | OL         | Ronald Patrick    | Signed to Practice Squad                                |
| September 27 | S          | DeAngelo Hall     | Placed on Reserve/Injured List                          |

**2016 WASHINGTON REDSKINS TRANSACTIONS****(BY DATE)**

| <b>DATE</b>  | <b>POS</b> | <b>NAME</b>         | <b>TRANSACTION</b>                                      |
|--------------|------------|---------------------|---|
| September 27 | C          | Kory Lichtensteiger | Placed on Reserve/Injured List                          |
| September 27 | OL         | Vinston Painter     | Signed to Active Roster from Practice Squad             |
| September 27 | C          | John Sullivan       | Signed as Free Agent                                    |
| September 27 | CB         | Tye Smith           | Signed to Practice Squad                                |
| September 27 | LB         | Amarlo Herrera      | Released from Practice Squad                            |
| September 28 | CB         | Lloyd Carrington    | Signed to Practice Squad                                |
| October 3    | CB         | Robertson Daniel    | Signed to Practice Squad                                |
| October 3    | CB         | Lloyd Carrington    | Released from Practice Squad                            |
| October 5    | S          | Josh Evans          | Signed as Free Agent                                    |
| October 5    | S          | Donte Whitner Sr.   | Signed as Free Agent                                    |
| October 5    | S          | David Bruton Jr.    | Placed on Reserve/Injured List                          |
| October 5    | DE         | Kendall Reyes       | Released  |
| October 11   | DL         | Joey Mbu            | Signed to Practice Squad                                |
| October 11   | LB         | Jason Fanaika       | Released from Practice Squad                            |
| October 11   | CB         | Robertson Daniel    | Released from Practice Squad                            |
| October 12   | DL         | A.J. Francis        | Signed to Practice Squad                                |
| October 19   | LB         | Carlos Fields       | Signed to Practice Squad                                |
| October 19   | DL         | Bobby Richardson    | Released from Practice Squad                            |
| October 21   | WR         | Josh Doctson        | Placed on Reserve/Injured List                          |
| October 21   | WR         | Maurice Harris      | Signed to Active Roster from Practice Squad             |
| October 25   | WR         | Matt Hazel          | Signed to Practice Squad                                |
| October 28   | RB         | Mack Brown          | Signed to Active Roster from Practice Squad             |
| October 28   | S          | Josh Evans          | Released  |
| November 1   | T          | Trent Williams      | Suspended   |
| November 7   | TE         | Derek Carrier       | Started Reserve/PUP 21-Day Practice Window              |
| November 7   | T          | Blaine Clausell     | Signed to Active Roster from Baltimore's Practice Squad |
| November 8   | TE         | Niles Paul          | Placed on Reserve/Injured List                          |
| November 8   | DL         | Jordan Hill         | Signed as Free Agent                                    |
| November 8   | DB         | Lee Hightower       | Signed to Practice Squad                                |
| November 12  | TE         | Derek Carrier       | Activated from Reserve/PUP List                         |
| November 12  | CB         | Dashaun Phillips    | Waived  |
| November 15  | CB         | Dashaun Phillips    | Signed to Practice Squad                                |
| November 15  | LB         | Carlos Fields       | Released from Practice Squad                            |
| November 19  | LS         | Rick Lovato         | Signed as Free Agent                                    |
| November 19  | DL         | Jordan Hill         | Waived  |
| November 29  | DL         | A.J. Francis        | Signed to Active Roster from Practice Squad             |
| November 29  | LS         | Rick Lovato         | Waived  |
| November 30  | DL         | Trevon Coley        | Signed to Practice Squad                                |
| December 2   | CB         | Dashaun Phillips    | Signed to Active Roster from Practice Squad             |
| December 2   | T          | Blaine Clausell     | Waived  |
| December 2   | S          | David Bruton Jr.    | Waived from Reserve/Injured List                        |
| December 5   | CB         | Dashaun Phillips    | Waived  |
| December 7   | CB         | Dashaun Phillips    | Signed to Practice Squad                                |
| December 7   | C          | Kory Lichtensteiger | Designated for Return (21-Day Practice Period Begins)   |
| December 10  | C          | Kory Lichtensteiger | Activated from Reserve/Injured List                     |
| December 10  | DL         | A.J. Francis        | Waived  |
| December 13  | LB         | Nick Moody          | Signed as Free Agent                                    |

**2016 WASHINGTON REDSKINS TRANSACTIONS**

**(BY DATE)**

| <b>DATE</b> | <b>POS</b> | <b>NAME</b>       | <b>TRANSACTION</b>                             |
|-------------|------------|-------------------|--|
| December 13 | DE         | Anthony Lanier II | Placed on Reserve/Injured List                 |
| December 13 | DL         | A.J. Francis      | Signed to Practice Squad                       |
| December 13 | DB         | Shak Randolph     | Signed to Practice Squad                       |
| December 13 | DL         | Trevon Coley      | Released from Practice Squad                   |
| December 13 | DB         | Lee Hightower     | Released from Practice Squad                   |
| December 20 | LB         | Houston Bates     | Placed on Reserve/Injured List                 |
| December 20 | LB         | Zach Vigil        | Claimed Off Waivers (Miami)                    |
| December 22 | CB         | Dashaun Phillips  | Signed to Active Roster from Practice Squad    |
| December 22 | WR         | Rashad Ross       | Waived   |
| December 22 | LB         | Lynden Trail      | Signed to Practice Squad                       |
| December 23 | LB         | Lynden Trail      | Signed to Active Roster from Practice Squad    |
| December 23 | LB         | Nick Moody        | Waived   |
| December 27 | RB         | Silas Redd Jr.    | Waived Following Reinstatement From Suspension |
| December 28 | S          | Josh Evans        | Signed as Free Agent                           |
| December 28 | S          | Donte Whitner Sr. | Placed on Reserve/Injured List                 |
| December 28 | LB         | Rufus Johnson     | Signed to Practice Squad                       |

**2016 WASHINGTON REDSKINS TRANSACTIONS****(BY NAME)**

| <b>NAME</b>       | <b>POS</b> | <b>TRANSACTION</b>                                      | <b>DATE</b>  |
|-------------------|------------|---|--------------|
| Bates, Houston    | LB         | Placed on Reserve/Injured List                          | December 20  |
| Bilukidi, Christo | DL         | Signed Reserve/Future Contract                          | January 4    |
| Bilukidi, Christo | DL         | Released  | May 2        |
| Bishop, Desmond   | LB         | Signed Reserve/Future Contract                          | January 4    |
| Bishop, Desmond   | LB         | Released  | May 2        |
| Blackmon, Will    | CB         | Re-signed   | March 15     |
| Bond, Al          | T          | Signed as Free Agent                                    | May 16       |
| Bond, Al          | T          | Waived  | August 27    |
| Booth, Cody       | OL         | Signed as Free Agent                                    | April 18     |
| Booth, Cody       | T          | Waived  | August 27    |
| Bowen, Kevin      | T          | Signed as College Free Agent                            | May 6        |
| Bowen, Kevin      | T          | Waived with Injured Designation                         | August 18    |
| Brown, Mack       | RB         | Signed Reserve/Future Contract                          | January 11   |
| Brown, Mack       | RB         | Waived  | September 3  |
| Brown, Mack       | RB         | Signed to Practice Squad                                | September 4  |
| Brown, Mack       | RB         | Signed to Active Roster from Practice Squad             | October 28   |
| Bruton Jr., David | CB         | Signed as Unrestricted Free Agent                       | March 15     |
| Bruton Jr., David | S          | Placed on Reserve/Injured List                          | October 5    |
| Bruton Jr., David | S          | Waived from Reserve/Injured List                        | December 2   |
| Byrd, LaRon       | WR         | Signed Reserve/Future Contract                          | January 11   |
| Byrd, LaRon       | WR         | Released  | May 2        |
| Carberry, Kevin   |            | Named as Assistant Offensive Line Coach                 | February 17  |
| Carrier, Derek    | TE         | Placed on Active/Physically Unable to Perform List      | July 28      |
| Carrier, Derek    | TE         | Placed on Reserve/Physically Unable to Perform List     | August 30    |
| Carrier, Derek    | TE         | Started Reserve/PUP 21-Day Practice Window              | November 7   |
| Carrier, Derek    | TE         | Activated from Reserve/PUP List                         | November 12  |
| Carrington, Lloyd | CB         | Signed as College Free Agent                            | May 9        |
| Carrington, Lloyd | CB         | Waived  | September 3  |
| Carrington, Lloyd | CB         | Signed to Practice Squad                                | September 28 |
| Carrington, Lloyd | CB         | Released from Practice Squad                            | October 3    |
| Carter, Tevin     | S          | Signed as College Free Agent                            | May 6        |
| Carter, Tevin     | S          | Waived  | May 9        |
| Clausell, Blaine  | T          | Signed to Active Roster from Baltimore's Practice Squad | November 7   |
| Clausell, Blaine  | T          | Waived  | December 2   |
| Cofield, Takoby   | T          | Signed Reserve/Future Contract                          | January 11   |
| Cofield, Takoby   | T          | Waived  | September 3  |
| Coley, Trevon     | DL         | Signed to Practice Squad                                | November 30  |
| Coley, Trevon     | DL         | Released from Practice Squad                            | December 13  |
| Compton, Will     | LB         | Re-signed   | April 18     |
| Cooper, Mariel    | DB         | Signed as College Free Agent                            | May 17       |
| Cooper, Mariel    | CB         | Waived with Injury Settlement                           | September 3  |
| Cooper, Michael   | TE         | Signed as College Free Agent                            | May 6        |
| Cooper, Michael   | TE         | Waived  | June 8       |
| Cousins, Kirk     | QB         | Franchise Tagged  | March 1      |
| Cousins, Kirk     | QB         | Signed Franchise Tender                                 | March 3      |
| Cravens, Su'a     | S          | Draft Choice (Round 2, No. 53 Overall)                  | April 29     |

**2016 WASHINGTON REDSKINS TRANSACTIONS****(BY NAME)**

| <b>NAME</b>         | <b>POS</b> | <b>TRANSACTION</b>                                      | <b>DATE</b>  |
|---------------------|------------|---|--------------|
| Cravens, Su'a       | S          | Signed Contract   | May 9        |
| Crawford, Corey     | DL         | Signed Reserve/Future Contract                          | January 12   |
| Crawford, Corey     | DE         | Waived  | September 3  |
| Culliver, Chris     | CB         | Released  | May 2        |
| Daniel, Robertson   | CB         | Signed to Practice Squad                                | October 3    |
| Daniel, Robertson   | CB         | Released from Practice Squad                            | October 11   |
| Daniels, Steven     | LB         | Draft Choice (Round 7, No. 232 Overall)                 | April 30     |
| Daniels, Steven     | LB         | Signed Contract   | May 9        |
| Daniels, Steven     | LB         | Waived with Injured Designation                         | August 8     |
| Davis, Shiro        | LB         | Signed as College Free Agent                            | May 6        |
| Davis, Shiro        | LB         | Waived  | August 27    |
| Davis, Vernon       | TE         | Signed as Unrestricted Free Agent                       | March 31     |
| de la Puente, Brian | C          | Waived  | January 5    |
| Diggs, Reggie       | WR         | Signed as College Free Agent                            | May 6        |
| Diggs, Reggie       | WR         | Placed on Active/Physically Unable to Perform List      | July 28      |
| Diggs, Reggie       | WR         | Activated from Active/Physically Unable to Perform List | August 2     |
| Diggs, Reggie       | WR         | Waived with Injured Designation                         | August 30    |
| Doctson, Josh       | WR         | Draft Choice (Round 1, No. 22 Overall)                  | April 28     |
| Doctson, Josh       | WR         | Signed Contract   | May 9        |
| Doctson, Josh       | WR         | Placed on Active/Physically Unable to Perform List      | July 28      |
| Doctson, Josh       | WR         | Activated from Active/Physically Unable to Perform List | September 3  |
| Doctson, Josh       | WR         | Placed on Reserve/Injured List                          | October 21   |
| Ederaine, Ejiro     | LB         | Signed as College Free Agent                            | May 6        |
| Ederaine, Ejiro     | LB         | Waived  | August 27    |
| Evans, Josh         | S          | Signed as Free Agent                                    | October 5    |
| Evans, Josh         | S          | Released  | October 28   |
| Evans, Josh         | S          | Signed as Free Agent                                    | December 28  |
| Fanaika, Jason      | LB         | Signed to Practice Squad                                | September 19 |
| Fanaika, Jason      | LB         | Released from Practice Squad                            | October 11   |
| Fields, Carlos      | LB         | Waived  | September 3  |
| Fields, Carlos      | LB         | Signed to Practice Squad                                | October 19   |
| Fields, Carlos      | LB         | Released from Practice Squad                            | November 15  |
| Foster, Mason       | LB         | Re-signed   | March 9      |
| Francis, A.J.       | DL         | Signed to Practice Squad                                | October 12   |
| Francis, A.J.       | DL         | Signed to Active Roster from Practice Squad             | November 29  |
| Francis, A.J.       | DL         | Waived  | December 10  |
| Francis, A.J.       | DL         | Signed to Practice Squad                                | December 13  |
| Fuller, Kendall     | DB         | Draft Choice (Round 3, No. 84 Overall)                  | April 29     |
| Fuller, Kendall     | CB         | Signed Contract   | June 2       |
| Galette, Junior     | LB         | Re-signed   | March 16     |
| Galette, Junior     | LB         | Placed on Reserve/Non-Football Injury List              | July 28      |
| Garvin, Terence     | LB         | Signed as Free Agent                                    | March 18     |
| Gayle, James        | LB         | Waived  | June 1       |
| Goldson, Dashon     | S          | Released  | March 7      |
| Golston, Kedric     | DE         | Re-signed   | March 9      |
| Golston, Kedric     | NT         | Placed on Reserve/Injured List                          | September 19 |



**2016 WASHINGTON REDSKINS TRANSACTIONS****(BY NAME)**

| <b>NAME</b>         | <b>POS</b> | <b>TRANSACTION</b>                          | <b>DATE</b>  |
|---------------------|------------|---|--------------|
| Gore, Joe           | T          | Signed as College Free Agent                | May 6        |
| Gore, Joe           | T          | Waived                                      | May 12       |
| Griffin III, Robert | QB         | Released                                    | March 7      |
| Hall, DeAngelo      | S          | Placed on Reserve/Injured List              | September 27 |
| Harris, Jeremy      | CB         | Waived                                      | August 27    |
| Harris, Maurice     | WR         | Signed as College Free Agent                | May 6        |
| Harris, Maurice     | WR         | Waived                                      | September 3  |
| Harris, Maurice     | WR         | Signed to Practice Squad                    | September 4  |
| Harris, Maurice     | WR         | Signed to Active Roster from Practice Squad | October 21   |
| Hatcher, Jason      | DE         | Released                                    | March 7      |
| Hayward, Adam       | LB         | Released                                    | July 21      |
| Hazel, Matt         | WR         | Signed to Practice Squad                    | October 25   |
| Herrera, Amarlo     | LB         | Signed to Practice Squad                    | September 19 |
| Herrera, Amarlo     | LB         | Released from Practice Squad                | September 27 |
| Hightower, Lee      | DB         | Signed to Practice Squad                    | November 8   |
| Hightower, Lee      | DB         | Released from Practice Squad                | December 13  |
| Hill, Jordan        | DL         | Signed as Free Agent                        | November 8   |
| Hill, Jordan        | DL         | Waived                                      | November 19  |
| Hood, Ziggy         | DL         | Signed Reserve/Future Contract              | February 3   |
| Ihenacho, Duke      | S          | Re-signed                                   | March 9      |
| Ioannidis, Matt     | DE         | Draft Choice (Round 5, No. 152 Overall)     | April 30     |
| Ioannidis, Matt     | DE         | Signed Contract                             | May 9        |
| Ioannidis, Matt     | DE         | Waived                                      | September 3  |
| Ioannidis, Matt     | DE         | Signed to Practice Squad                    | September 4  |
| Ioannidis, Matt     | DE         | Signed to Active Roster from Practice Squad | September 19 |
| Jackson, Dominick   | G          | Signed as College Free Agent                | May 6        |
| Jackson, Dominick   | G          | Waived                                      | May 16       |
| Jarrett, Kyshoen    | DB         | Placed on Reserve/Injured List              | January 5    |
| Jarrett, Kyshoen    | DB         | Waived (Failed Physical)                    | July 25      |
| Jeffcoat, Jackson   | LB         | Waived                                      | April 14     |
| Jefferson, Willie   | LB         | Signed Reserve/Future Contract              | January 14   |
| Jefferson, Willie   | LB         | Waived                                      | August 27    |
| Jenkins, Cullen     | DL         | Signed as Unrestricted Free Agent           | August 29    |
| Jenkins, Cullen     | DL         | Released                                    | September 3  |
| Jenkins, Cullen     | DL         | Signed as Free Agent                        | September 14 |
| Jensen, Marcel      | TE         | Waived                                      | September 3  |
| Johnson, Anthony    | DL         | Signed Reserve/Future Contract              | January 11   |
| Johnson, Anthony    | DL         | Waived                                      | May 2        |
| Johnson, Jeron      | S          | Released                                    | March 7      |
| Johnson, Kamal      | DL         | Signed to Practice Squad                    | January 1    |
| Johnson, Kamal      | DL         | Signed Reserve/Future Contract              | January 12   |
| Johnson, Kamal      | DL         | Waived                                      | May 2        |
| Johnson, Rufus      | LB         | Signed to Practice Squad                    | December 28  |
| Kasitati, Nila      | G          | Signed as College Free Agent                | May 16       |
| Kasitati, Nila      | G          | Waived                                      | September 3  |
| Kasitati, Nila      | G          | Signed to Practice Squad                    | September 4  |

**2016 WASHINGTON REDSKINS TRANSACTIONS****(BY NAME)**

| <b>NAME</b>          | <b>POS</b> | <b>TRANSACTION</b>                                      | <b>DATE</b>  |
|----------------------|------------|---|--------------|
| Kasitati, Nila       | G          | Released from Practice Squad                            | September 13 |
| Kelley, Robert       | RB         | Signed as College Free Agent                            | May 6        |
| Kerridge, Joe        | FB         | Signed as College Free Agent                            | May 6        |
| Kerridge, Joe        | FB         | Waived  | September 3  |
| Kerridge, Joe        | FB         | Signed to Practice Squad                                | September 4  |
| Kerridge, Joe        | FB         | Released from Practice Squad                            | September 5  |
| Lanier II, Anthony   | DE         | Signed as College Free Agent                            | May 6        |
| Lanier II, Anthony   | DE         | Placed on Reserve/Injured List                          | December 13  |
| Lauvao, Shawn        | G          | Placed on Active/Physically Unable to Perform List      | July 28      |
| Lauvao, Shawn        | G          | Activated from Active/Physically Unable to Perform List | August 1     |
| LeRibeus, Josh       | OL         | Re-signed   | March 16     |
| LeRibeus, Josh       | OL         | Released  | September 3  |
| Lichtensteiger, Kory | C          | Activated from Reserve/Injured (Designated for Return)  | January 5    |
| Lichtensteiger, Kory | C          | Placed on Reserve/Injured List                          | September 27 |
| Lichtensteiger, Kory | C          | Designated for Return (21-Day Practice Period Begins)   | December 7   |
| Lichtensteiger, Kory | C          | Activated from Reserve/Injured List                     | December 10  |
| Louis-Jean, Al       | CB         | Signed to Practice Squad                                | January 5    |
| Louis-Jean, Al       | CB         | Signed Reserve/Future Contract                          | January 11   |
| Louis-Jean, Al       | CB         | Waived  | May 2        |
| Lovato, Rick         | LS         | Signed as Free Agent                                    | November 19  |
| Lovato, Rick         | LS         | Waived  | November 29  |
| Manusky, Greg        |            | Named as Outside Linebackers Coach                      | January 22   |
| Marshall, Keith      | RB         | Draft Choice (Round 7, No. 242 Overall)                 | April 30     |
| Marshall, Keith      | RB         | Signed Contract   | May 9        |
| Marshall, Keith      | RB         | Placed on Reserve/Injured List                          | August 30    |
| Mathews, Derrick     | LB         | Released from Practice Squad                            | January 5    |
| Mathews, Derrick     | LB         | Signed Reserve/Future Contract                          | January 12   |
| Mathews, Derrick     | LB         | Waived  | May 2        |
| Matias-Smith, Geno   | S          | Signed as College Free Agent                            | May 6        |
| Matias-Smith, Geno   | S          | Waived  | September 3  |
| Mbu, Joey            | DL         | Signed to Practice Squad                                | October 11   |
| McCoy, Colt          | QB         | Re-signed   | March 9      |
| Moody, Nick          | LB         | Signed as Free Agent                                    | December 13  |
| Moody, Nick          | LB         | Waived  | December 23  |
| Nix III, Louis       | DL         | Signed to Practice Squad                                | September 5  |
| Nix III, Louis       | DL         | Released from Practice Squad                            | September 19 |
| Norman, Josh         | CB         | Signed as Unrestricted Free Agent                       | April 22     |
| Northrup, Reggie     | LB         | Signed as College Free Agent                            | May 9        |
| Paea, Stephen        | DE         | Released  | August 30    |
| Painter, Winston     | OL         | Claimed Off Waivers (Miami)                             | August 29    |
| Painter, Winston     | OL         | Waived  | September 3  |
| Painter, Winston     | OL         | Signed to Practice Squad                                | September 4  |
| Painter, Winston     | OL         | Signed to Active Roster from Practice Squad             | September 27 |
| Patrick, Ronald      | OL         | Signed to Practice Squad                                | September 21 |
| Paul, Niles          | TE         | Placed on Reserve/Injured List                          | November 8   |
| Paulsen, Logan       | TE         | Re-signed   | March 11     |

**2016 WASHINGTON REDSKINS TRANSACTIONS****(BY NAME)**

| <b>NAME</b>       | <b>POS</b> | <b>TRANSACTION</b>                                      | <b>DATE</b>  |
|-------------------|------------|---|--------------|
| Paulsen, Logan    | TE         | Released  | September 3  |
| Phillips, Dashaun | CB         | Waived  | November 12  |
| Phillips, Dashaun | CB         | Signed to Practice Squad                                | November 15  |
| Phillips, Dashaun | CB         | Signed to Active Roster from Practice Squad             | December 2   |
| Phillips, Dashaun | CB         | Waived  | December 5   |
| Phillips, Dashaun | CB         | Signed to Practice Squad                                | December 7   |
| Phillips, Dashaun | CB         | Signed to Active Roster from Practice Squad             | December 22  |
| Powe, Jerrell     | DL         | Signed Reserve/Future Contract                          | January 4    |
| Powe, Jerrell     | NT         | Released  | September 3  |
| Randolph, Shak    | DB         | Signed to Practice Squad                                | December 13  |
| Redd Jr., Silas   | RB         | Suspended   | April 12     |
| Redd Jr., Silas   | RB         | Waived Following Reinstatement From Suspension          | December 27  |
| Reed, Jordan      | TE         | Signed Contract Extension                               | May 5        |
| Reiter, Austin    | C          | Signed Reserve/Future Contract                          | January 11   |
| Reiter, Austin    | C          | Waived  | September 13 |
| Reiter, Austin    | C          | Signed to Practice Squad                                | September 15 |
| Reiter, Austin    | C          | Signed to Cleveland's Active Roster from Practice Squad | September 20 |
| Reyes, Kendall    | DE         | Signed as Unrestricted Free Agent                       | March 11     |
| Reyes, Kendall    | DE         | Released  | October 5    |
| Richardson, Bobby | DL         | Signed to Practice Squad                                | September 19 |
| Richardson, Bobby | DL         | Released from Practice Squad                            | October 19   |
| Riley Jr., Perry  | LB         | Placed on Active/Physically Unable to Perform List      | July 28      |
| Riley Jr., Perry  | LB         | Activated from Active/Physically Unable to Perform List | July 29      |
| Riley Jr., Perry  | LB         | Released  | August 30    |
| Roberts, Andre    | WR         | Released  | May 17       |
| Ross, Rashad      | WR         | Waived  | December 22  |
| Saxton, Wes       | TE         | Signed to Practice Squad                                | September 5  |
| Showers, Valdez   | WR         | Signed as College Free Agent                            | May 6        |
| Showers, Valdez   | WR         | Waived  | August 27    |
| Smith, Tye        | CB         | Signed to Practice Squad                                | September 27 |
| Stewart, Dez      | WR         | Signed as Free Agent                                    | July 18      |
| Stewart, Dez      | WR         | Waived  | August 27    |
| Stork, Bryan      | C          | Acquired via Trade from New England                     | August 24    |
| Stork, Bryan      | C          | Failed Physical; Trade Rescinded                        | August 29    |
| Sudfeld, Nate     | QB         | Draft Choice (Round 6, No. 187 Overall)                 | April 30     |
| Sudfeld, Nate     | QB         | Signed Contract   | May 9        |
| Sullivan, John    | C          | Signed as Free Agent                                    | September 27 |
| Thompson, Chris   | RB         | Re-signed   | March 17     |
| Thompson, Kendal  | WR         | Signed as College Free Agent                            | July 27      |
| Thompson, Kendal  | WR         | Waived  | September 3  |
| Thompson, Kendal  | WR         | Signed to Practice Squad                                | September 4  |
| Thorpe, T.J.      | WR         | Signed as College Free Agent                            | July 27      |
| Thorpe, T.J.      | WR         | Waived  | September 3  |
| Toler, Greg       | CB         | Signed as Unrestricted Free Agent                       | April 13     |
| Trail, Lynden     | LB         | Signed Reserve/Future Contract                          | January 11   |
| Trail, Lynden     | LB         | Waived  | September 3  |

**2016 WASHINGTON REDSKINS TRANSACTIONS**  
**(BY NAME)**

| <b>NAME</b>        | <b>POS</b> | <b>TRANSACTION</b>                          | <b>DATE</b>  |
|--------------------|------------|---|--------------|
| Trail, Lynden      | LB         | Signed to Practice Squad                    | September 4  |
| Trail, Lynden      | LB         | Released from Practice Squad                | September 19 |
| Trail, Lynden      | LB         | Signed to Practice Squad                    | December 22  |
| Trail, Lynden      | LB         | Signed to Active Roster from Practice Squad | December 23  |
| Turner, Jarvis     | WR         | Signed as College Free Agent                | June 2       |
| Turner, Jarvis     | WR         | Waived                                      | August 27    |
| Vigil, Zach        | LB         | Claimed Off Waivers (Miami)                 | December 20  |
| Wakefield, Mike    | LB         | Signed as College Free Agent                | May 16       |
| Wakefield, Mike    | LB         | Waived                                      | September 3  |
| Waldron, Shane     |            | Named as Offensive Quality Control          | February 17  |
| Way, Tress         | P          | Signed Contract Extension                   | March 12     |
| Whitner Sr., Donte | S          | Signed as Free Agent                        | October 5    |
| Whitner Sr., Donte | S          | Placed on Reserve/Injured List              | December 28  |
| Williams, Cary     | CB         | Signed as Free Agent                        | January 5    |
| Williams, Isaiah   | T          | Signed as College Free Agent                | August 3     |
| Williams, Isaiah   | T          | Waived                                      | September 3  |
| Williams, Isaiah   | T          | Signed to Practice Squad                    | September 4  |
| Williams, Trent    | T          | Suspended                                   | November 1   |
| Young, Kelsey      | RB         | Signed as College Free Agent                | May 16       |
| Young, Kelsey      | RB         | Waived                                      | August 27    |

**2016 WASHINGTON REDSKINS TRANSACTIONS**  
**(BY POSITION)**

| <b>NAME</b>                    | <b>POS</b> | <b>TRANSACTION</b>                                      | <b>DATE</b> |
|--------------------------------|------------|---|-------------|
| <b>QUARTERBACKS</b>            |            |   |             |
| Cousins, Kirk                  | QB         | Franchise Tagged  | March 1     |
| Cousins, Kirk                  | QB         | Signed Franchise Tender                                 | March 3     |
| Griffin III, Robert            | QB         | Released  | March 7     |
| McCoy, Colt                    | QB         | Re-signed   | March 9     |
| Sudfeld, Nate                  | QB         | Draft Choice (Round 6, No. 187 Overall)                 | April 30    |
| Sudfeld, Nate                  | QB         | Signed Contract   | May 9       |
| <b>RUNNING BACKS/FULLBACKS</b> |            |   |             |
| Brown, Mack                    | RB         | Signed Reserve/Future Contract                          | January 11  |
| Brown, Mack                    | RB         | Waived  | September 3 |
| Brown, Mack                    | RB         | Signed to Practice Squad                                | September 4 |
| Brown, Mack                    | RB         | Signed to Active Roster from Practice Squad             | October 28  |
| Kelley, Robert                 | RB         | Signed as College Free Agent                            | May 6       |
| Kerridge, Joe                  | FB         | Signed as College Free Agent                            | May 6       |
| Kerridge, Joe                  | FB         | Waived  | September 3 |
| Kerridge, Joe                  | FB         | Signed to Practice Squad                                | September 4 |
| Kerridge, Joe                  | FB         | Released from Practice Squad                            | September 5 |
| Marshall, Keith                | RB         | Draft Choice (Round 7, No. 242 Overall)                 | April 30    |
| Marshall, Keith                | RB         | Signed Contract   | May 9       |
| Marshall, Keith                | RB         | Placed on Reserve/Injured List                          | August 30   |
| Redd Jr., Silas                | RB         | Suspended   | April 12    |
| Redd Jr., Silas                | RB         | Waived Following Reinstatement From Suspension          | December 27 |
| Thompson, Chris                | RB         | Re-signed   | March 17    |
| Young, Kelsey                  | RB         | Signed as College Free Agent                            | May 16      |
| Young, Kelsey                  | RB         | Waived  | August 27   |
| <b>WIDE RECEIVERS</b>          |            |   |             |
| Byrd, LaRon                    | WR         | Signed Reserve/Future Contract                          | January 11  |
| Byrd, LaRon                    | WR         | Released  | May 2       |
| Diggs, Reggie                  | WR         | Signed as College Free Agent                            | May 6       |
| Diggs, Reggie                  | WR         | Placed on Active/Physically Unable to Perform List      | July 28     |
| Diggs, Reggie                  | WR         | Activated from Active/Physically Unable to Perform List | August 2    |
| Diggs, Reggie                  | WR         | Waived with Injured Designation                         | August 30   |
| Doctson, Josh                  | WR         | Draft Choice (Round 1, No. 22 Overall)                  | April 28    |
| Doctson, Josh                  | WR         | Signed Contract   | May 9       |
| Doctson, Josh                  | WR         | Placed on Active/Physically Unable to Perform List      | July 28     |
| Doctson, Josh                  | WR         | Activated from Active/Physically Unable to Perform List | September 3 |
| Doctson, Josh                  | WR         | Placed on Reserve/Injured List                          | October 21  |
| Harris, Maurice                | WR         | Signed as College Free Agent                            | May 6       |
| Harris, Maurice                | WR         | Waived  | September 3 |
| Harris, Maurice                | WR         | Signed to Practice Squad                                | September 4 |
| Harris, Maurice                | WR         | Signed to Active Roster from Practice Squad             | October 21  |
| Hazel, Matt                    | WR         | Signed to Practice Squad                                | October 25  |
| Roberts, Andre                 | WR         | Released  | May 17      |
| Ross, Rashad                   | WR         | Waived  | December 22 |
| Showers, Valdez                | WR         | Signed as College Free Agent                            | May 6       |
| Showers, Valdez                | WR         | Waived  | August 27   |

**2016 WASHINGTON REDSKINS TRANSACTIONS**  
**(BY POSITION)**

| <b>NAME</b>           | <b>POS</b> | <b>TRANSACTION</b>                                      | <b>DATE</b>  |
|-----------------------|------------|---|--------------|
| Stewart, Dez          | WR         | Signed as Free Agent                                    | July 18      |
| Stewart, Dez          | WR         | Waived  | August 27    |
| Thompson, Kendal      | WR         | Signed as College Free Agent                            | July 27      |
| Thompson, Kendal      | WR         | Waived  | September 3  |
| Thompson, Kendal      | WR         | Signed to Practice Squad                                | September 4  |
| Thorpe, T.J.          | WR         | Signed as College Free Agent                            | July 27      |
| Thorpe, T.J.          | WR         | Waived  | September 3  |
| Turner, Jarvis        | WR         | Signed as College Free Agent                            | June 2       |
| Turner, Jarvis        | WR         | Waived  | August 27    |
| <b>TIGHT ENDS</b>     |            |   |              |
| Carrier, Derek        | TE         | Placed on Active/Physically Unable to Perform List      | July 28      |
| Carrier, Derek        | TE         | Placed on Reserve/Physically Unable to Perform List     | August 30    |
| Carrier, Derek        | TE         | Started Reserve/PUP 21-Day Practice Window              | November 7   |
| Carrier, Derek        | TE         | Activated from Reserve/PUP List                         | November 12  |
| Cooper, Michael       | TE         | Signed as College Free Agent                            | May 6        |
| Cooper, Michael       | TE         | Waived  | June 8       |
| Davis, Vernon         | TE         | Signed as Unrestricted Free Agent                       | March 31     |
| Jensen, Marcel        | TE         | Waived  | September 3  |
| Paul, Niles           | TE         | Placed on Reserve/Injured List                          | November 8   |
| Paulsen, Logan        | TE         | Re-signed   | March 11     |
| Paulsen, Logan        | TE         | Released  | September 3  |
| Reed, Jordan          | TE         | Signed Contract Extension                               | May 5        |
| Saxton, Wes           | TE         | Signed to Practice Squad                                | September 5  |
| <b>OFFENSIVE LINE</b> |            |   |              |
| Bond, Al              | T          | Signed as Free Agent                                    | May 16       |
| Bond, Al              | T          | Waived  | August 27    |
| Booth, Cody           | OL         | Signed as Free Agent                                    | April 18     |
| Booth, Cody           | T          | Waived  | August 27    |
| Bowen, Kevin          | T          | Signed as College Free Agent                            | May 6        |
| Bowen, Kevin          | T          | Waived with Injured Designation                         | August 18    |
| Clausell, Blaine      | T          | Signed to Active Roster from Baltimore's Practice Squad | November 7   |
| Clausell, Blaine      | T          | Waived  | December 2   |
| Cofield, Takoby       | T          | Signed Reserve/Future Contract                          | January 11   |
| Cofield, Takoby       | T          | Waived  | September 3  |
| Compton, Will         | LB         | Re-signed   | April 18     |
| de la Puente, Brian   | C          | Waived  | January 5    |
| Gore, Joe             | T          | Signed as College Free Agent                            | May 6        |
| Gore, Joe             | T          | Waived  | May 12       |
| Jackson, Dominick     | G          | Signed as College Free Agent                            | May 6        |
| Jackson, Dominick     | G          | Waived  | May 16       |
| Kasitati, Nila        | G          | Signed as College Free Agent                            | May 16       |
| Kasitati, Nila        | G          | Waived  | September 3  |
| Kasitati, Nila        | G          | Signed to Practice Squad                                | September 4  |
| Kasitati, Nila        | G          | Released from Practice Squad                            | September 13 |
| Lauvao, Shawn         | G          | Placed on Active/Physically Unable to Perform List      | July 28      |
| Lauvao, Shawn         | G          | Activated from Active/Physically Unable to Perform List | August 1     |

**2016 WASHINGTON REDSKINS TRANSACTIONS**  
**(BY POSITION)**

| <b>NAME</b>           | <b>POS</b> | <b>TRANSACTION</b>                                      | <b>DATE</b>  |
|-----------------------|------------|---|--------------|
| LeRibeus, Josh        | OL         | Re-signed   | March 16     |
| LeRibeus, Josh        | OL         | Released  | September 3  |
| Lichtensteiger, Kory  | C          | Activated from Reserve/Injured (Designated for Return)  | January 5    |
| Lichtensteiger, Kory  | C          | Placed on Reserve/Injured List                          | September 27 |
| Lichtensteiger, Kory  | C          | Designated for Return (21-Day Practice Period Begins)   | December 7   |
| Lichtensteiger, Kory  | C          | Activated from Reserve/Injured List                     | December 10  |
| Painter, Vinston      | OL         | Claimed Off Waivers (Miami)                             | August 29    |
| Painter, Vinston      | OL         | Waived  | September 3  |
| Painter, Vinston      | OL         | Signed to Practice Squad                                | September 4  |
| Painter, Vinston      | OL         | Signed to Active Roster from Practice Squad             | September 27 |
| Patrick, Ronald       | OL         | Signed to Practice Squad                                | September 21 |
| Reiter, Austin        | C          | Signed Reserve/Future Contract                          | January 11   |
| Reiter, Austin        | C          | Waived  | September 13 |
| Reiter, Austin        | C          | Signed to Practice Squad                                | September 15 |
| Reiter, Austin        | C          | Signed to Cleveland's Active Roster from Practice Squad | September 20 |
| Stork, Bryan          | C          | Acquired via Trade from New England                     | August 24    |
| Stork, Bryan          | C          | Failed Physical; Trade Rescinded                        | August 29    |
| Sullivan, John        | C          | Signed as Free Agent                                    | September 27 |
| Williams, Isaiah      | T          | Signed as College Free Agent                            | August 3     |
| Williams, Isaiah      | T          | Waived  | September 3  |
| Williams, Isaiah      | T          | Signed to Practice Squad                                | September 4  |
| Williams, Trent       | T          | Suspended   | November 1   |
| <b>DEFENSIVE LINE</b> |            |   |              |
| Bilukidi, Christo     | DL         | Signed Reserve/Future Contract                          | January 4    |
| Bilukidi, Christo     | DL         | Released  | May 2        |
| Coley, Trevon         | DL         | Signed to Practice Squad                                | November 30  |
| Coley, Trevon         | DL         | Released from Practice Squad                            | December 13  |
| Crawford, Corey       | DL         | Signed Reserve/Future Contract                          | January 12   |
| Crawford, Corey       | DE         | Waived  | September 3  |
| Francis, A.J.         | DL         | Signed to Practice Squad                                | October 12   |
| Francis, A.J.         | DL         | Signed to Active Roster from Practice Squad             | November 29  |
| Francis, A.J.         | DL         | Waived  | December 10  |
| Francis, A.J.         | DL         | Signed to Practice Squad                                | December 13  |
| Golston, Kedric       | DE         | Re-signed   | March 9      |
| Golston, Kedric       | NT         | Placed on Reserve/Injured List                          | September 19 |
| Hatcher, Jason        | DE         | Released  | March 7      |
| Hill, Jordan          | DL         | Signed as Free Agent                                    | November 8   |
| Hill, Jordan          | DL         | Waived  | November 19  |
| Hood, Ziggy           | DL         | Signed Reserve/Future Contract                          | February 3   |
| Ioannidis, Matt       | DE         | Draft Choice (Round 5, No. 152 Overall)                 | April 30     |
| Ioannidis, Matt       | DE         | Signed Contract   | May 9        |
| Ioannidis, Matt       | DE         | Waived  | September 3  |
| Ioannidis, Matt       | DE         | Signed to Practice Squad                                | September 4  |
| Ioannidis, Matt       | DE         | Signed to Active Roster from Practice Squad             | September 19 |
| Jenkins, Cullen       | DL         | Signed as Unrestricted Free Agent                       | August 29    |
| Jenkins, Cullen       | DL         | Released  | September 3  |

**2016 WASHINGTON REDSKINS TRANSACTIONS**  
**(BY POSITION)**

| <b>NAME</b>        | <b>POS</b> | <b>TRANSACTION</b>                         | <b>DATE</b>  |
|--------------------|------------|--|--------------|
| Jenkins, Cullen    | DL         | Signed as Free Agent                       | September 14 |
| Johnson, Anthony   | DL         | Signed Reserve/Future Contract             | January 11   |
| Johnson, Anthony   | DL         | Waived                                     | May 2        |
| Johnson, Kamal     | DL         | Signed to Practice Squad                   | January 1    |
| Johnson, Kamal     | DL         | Signed Reserve/Future Contract             | January 12   |
| Johnson, Kamal     | DL         | Waived                                     | May 2        |
| Lanier II, Anthony | DE         | Signed as College Free Agent               | May 6        |
| Lanier II, Anthony | DE         | Placed on Reserve/Injured List             | December 13  |
| Mbu, Joey          | DL         | Signed to Practice Squad                   | October 11   |
| Nix III, Louis     | DL         | Signed to Practice Squad                   | September 5  |
| Nix III, Louis     | DL         | Released from Practice Squad               | September 19 |
| Paea, Stephen      | DE         | Released                                   | August 30    |
| Powe, Jerrell      | DL         | Signed Reserve/Future Contract             | January 4    |
| Powe, Jerrell      | NT         | Released                                   | September 3  |
| Reyes, Kendall     | DE         | Signed as Unrestricted Free Agent          | March 11     |
| Reyes, Kendall     | DE         | Released                                   | October 5    |
| Richardson, Bobby  | DL         | Signed to Practice Squad                   | September 19 |
| Richardson, Bobby  | DL         | Released from Practice Squad               | October 19   |
| <b>LINEBACKERS</b> |            |  |              |
| Bates, Houston     | LB         | Placed on Reserve/Injured List             | December 20  |
| Bishop, Desmond    | LB         | Signed Reserve/Future Contract             | January 4    |
| Bishop, Desmond    | LB         | Released                                   | May 2        |
| Daniels, Steven    | LB         | Draft Choice (Round 7, No. 232 Overall)    | April 30     |
| Daniels, Steven    | LB         | Signed Contract                            | May 9        |
| Daniels, Steven    | LB         | Waived with Injured Designation            | August 8     |
| Davis, Shiro       | LB         | Signed as College Free Agent               | May 6        |
| Davis, Shiro       | LB         | Waived                                     | August 27    |
| Ederaine, Ejiro    | LB         | Signed as College Free Agent               | May 6        |
| Ederaine, Ejiro    | LB         | Waived                                     | August 27    |
| Fanaika, Jason     | LB         | Signed to Practice Squad                   | September 19 |
| Fanaika, Jason     | LB         | Released from Practice Squad               | October 11   |
| Fields, Carlos     | LB         | Waived                                     | September 3  |
| Fields, Carlos     | LB         | Signed to Practice Squad                   | October 19   |
| Fields, Carlos     | LB         | Released from Practice Squad               | November 15  |
| Foster, Mason      | LB         | Re-signed                                  | March 9      |
| Hayward, Adam      | LB         | Released                                   | July 21      |
| Herrera, Amarlo    | LB         | Signed to Practice Squad                   | September 19 |
| Herrera, Amarlo    | LB         | Released from Practice Squad               | September 27 |
| Galette, Junior    | LB         | Re-signed                                  | March 16     |
| Galette, Junior    | LB         | Placed on Reserve/Non-Football Injury List | July 28      |
| Garvin, Terence    | LB         | Signed as Free Agent                       | March 18     |
| Gayle, James       | LB         | Waived                                     | June 1       |
| Jeffcoat, Jackson  | LB         | Waived                                     | April 14     |
| Jefferson, Willie  | LB         | Signed Reserve/Future Contract             | January 14   |
| Jefferson, Willie  | LB         | Waived                                     | August 27    |
| Johnson, Rufus     | LB         | Signed to Practice Squad                   | December 28  |



**2016 WASHINGTON REDSKINS TRANSACTIONS**  
**(BY POSITION)**

| <b>NAME</b>            | <b>POS</b> | <b>TRANSACTION</b>                                      | <b>DATE</b>  |
|------------------------|------------|---|--------------|
| Mathews, Derrick       | LB         | Released from Practice Squad                            | January 5    |
| Mathews, Derrick       | LB         | Signed Reserve/Future Contract                          | January 12   |
| Mathews, Derrick       | LB         | Waived  | May 2        |
| Moody, Nick            | LB         | Signed as Free Agent                                    | December 13  |
| Moody, Nick            | LB         | Waived  | December 23  |
| Northrup, Reggie       | LB         | Signed as College Free Agent                            | May 9        |
| Northrup, Reggie       | LB         | Waived  | May 16       |
| Riley Jr., Perry       | LB         | Placed on Active/Physically Unable to Perform List      | July 28      |
| Riley Jr., Perry       | LB         | Activated from Active/Physically Unable to Perform List | July 29      |
| Riley Jr., Perry       | LB         | Released  | August 30    |
| Trail, Lynden          | LB         | Signed Reserve/Future Contract                          | January 11   |
| Trail, Lynden          | LB         | Waived  | September 3  |
| Trail, Lynden          | LB         | Signed to Practice Squad                                | September 4  |
| Trail, Lynden          | LB         | Released from Practice Squad                            | September 19 |
| Trail, Lynden          | LB         | Signed to Practice Squad                                | December 22  |
| Trail, Lynden          | LB         | Signed to Active Roster from Practice Squad             | December 23  |
| Vigil, Zach            | LB         | Claimed Off Waivers (Miami)                             | December 20  |
| Wakefield, Mike        | LB         | Signed as College Free Agent                            | May 16       |
| Wakefield, Mike        | LB         | Waived  | September 3  |
| <b>DEFENSIVE BACKS</b> |            |   |              |
| Blackmon, Will         | CB         | Re-signed   | March 15     |
| Bruton Jr., David      | CB         | Signed as Unrestricted Free Agent                       | March 15     |
| Bruton Jr., David      | S          | Placed on Reserve/Injured List                          | October 5    |
| Bruton Jr., David      | S          | Waived from Reserve/Injured List                        | December 2   |
| Carrington, Lloyd      | CB         | Signed as College Free Agent                            | May 9        |
| Carrington, Lloyd      | CB         | Waived  | September 3  |
| Carrington, Lloyd      | CB         | Signed to Practice Squad                                | September 28 |
| Carrington, Lloyd      | CB         | Released from Practice Squad                            | October 3    |
| Carter, Tevin          | S          | Signed as College Free Agent                            | May 6        |
| Carter, Tevin          | S          | Waived  | May 9        |
| Cooper, Mariel         | DB         | Signed as College Free Agent                            | May 17       |
| Cooper, Mariel         | CB         | Waived with Injury Settlement                           | September 3  |
| Cravens, Su'a          | S          | Draft Choice (Round 2, No. 53 Overall)                  | April 29     |
| Cravens, Su'a          | S          | Signed Contract   | May 9        |
| Culliver, Chris        | CB         | Released  | May 2        |
| Daniel, Robertson      | CB         | Signed to Practice Squad                                | October 3    |
| Daniel, Robertson      | CB         | Released from Practice Squad                            | October 11   |
| Evans, Josh            | S          | Signed as Free Agent                                    | October 5    |
| Evans, Josh            | S          | Released  | October 28   |
| Evans, Josh            | S          | Signed as Free Agent                                    | December 28  |
| Fuller, Kendall        | DB         | Draft Choice (Round 3, No. 84 Overall)                  | April 29     |
| Fuller, Kendall        | CB         | Signed Contract   | June 2       |
| Goldson, Dashon        | S          | Released  | March 7      |
| Hall, DeAngelo         | S          | Placed on Reserve/Injured List                          | September 27 |
| Harris, Jeremy         | CB         | Waived  | August 27    |
| Hightower, Lee         | DB         | Signed to Practice Squad                                | November 8   |

**2016 WASHINGTON REDSKINS TRANSACTIONS**  
**(BY POSITION)**

| <b>NAME</b>        | <b>POS</b> | <b>TRANSACTION</b>                          | <b>DATE</b>  |
|--------------------|------------|---|--------------|
| Hightower, Lee     | DB         | Released from Practice Squad                | December 13  |
| Ihenacho, Duke     | S          | Re-signed                                   | March 9      |
| Jarrett, Kyshoen   | DB         | Placed on Reserve/Injured List              | January 5    |
| Jarrett, Kyshoen   | DB         | Waived (Failed Physical)                    | July 25      |
| Johnson, Jeron     | S          | Released                                    | March 7      |
| Louis-Jean, Al     | CB         | Signed to Practice Squad                    | January 5    |
| Louis-Jean, Al     | CB         | Signed Reserve/Future Contract              | January 11   |
| Louis-Jean, Al     | CB         | Waived                                      | May 2        |
| Matias-Smith, Geno | S          | Signed as College Free Agent                | May 6        |
| Matias-Smith, Geno | S          | Waived                                      | September 3  |
| Norman, Josh       | CB         | Signed as Unrestricted Free Agent           | April 22     |
| Phillips, Dashaun  | CB         | Waived                                      | November 12  |
| Phillips, Dashaun  | CB         | Signed to Practice Squad                    | November 15  |
| Phillips, Dashaun  | CB         | Signed to Active Roster from Practice Squad | December 2   |
| Phillips, Dashaun  | CB         | Waived                                      | December 5   |
| Phillips, Dashaun  | CB         | Signed to Practice Squad                    | December 7   |
| Phillips, Dashaun  | CB         | Signed to Active Roster from Practice Squad | December 22  |
| Randolph, Shak     | DB         | Signed to Practice Squad                    | December 13  |
| Smith, Tye         | CB         | Signed to Practice Squad                    | September 27 |
| Toler, Greg        | CB         | Signed as Unrestricted Free Agent           | April 13     |
| Whitner Sr., Donte | S          | Signed as Free Agent                        | October 5    |
| Whitner Sr., Donte | S          | Placed on Reserve/Injured List              | December 28  |
| Williams, Cary     | CB         | Signed as Free Agent                        | January 5    |
| <b>SPECIALISTS</b> |            |   |              |
| Lovato, Rick       | LS         | Signed as Free Agent                        | November 19  |
| Lovato, Rick       | LS         | Waived                                      | November 29  |
| Way, Tress         | P          | Signed Contract Extension                   | March 12     |
| <b>COACHES</b>     |            |   |              |
| Carberry, Kevin    | OL         | Named as Assistant Offensive Line Coach     | February 17  |
| Manusky, Greg      | OLB        | Named as Outside Linebackers Coach          | January 22   |
| Waldron, Shane     | QC         | Named as Offensive Quality Control          | February 17  |

# **2016 STATISTICS**

---

**2016 WASHINGTON REDSKINS STATISTICS**

**WON 8, LOST 7, TIED 1**

|       |            |                    |        | <b>* RUSHING</b>   |     |      |      |     |    |  |
|-------|------------|--------------------|--------|--------------------|-----|------|------|-----|----|--|
|       |            |                    |        | No.                | Yds | Avg  | Long | TD  |    |  |
| 09/12 | L 16-38    | Pittsburgh         | 79,124 | Kelley             | 168 | 704  | 4.2  | 66  | 6  |  |
| 09/18 | L 23-27    | Dallas             | 80,612 | Jones              | 99  | 460  | 4.6  | 57  | 3  |  |
| 09/25 | W 29-27    | at New York Giants | 78,368 | C. Thompson        | 68  | 356  | 5.2  | 25t | 3  |  |
| 10/02 | W 31-20    | Cleveland          | 76,249 | Cousins            | 34  | 96   | 2.8  | 19t | 4  |  |
| 10/09 | W 16-10    | at Baltimore       | 71,318 | Brown              | 8   | 82   | 10.3 | 61t | 1  |  |
| 10/16 | W 27-20    | Philadelphia       | 78,934 | Crowder            | 2   | -2   | -1.0 | 7   | 0  |  |
| 10/23 | L 17-20    | at Detroit         | 60,461 | TEAM               | 379 | 1696 | 4.5  | 66  | 17 |  |
| 10/30 | T 27-27 OT | at Cincinnati      | 84,488 | OPPONENTS          | 423 | 1916 | 4.5  | 35  | 19 |  |
| 11/13 | W 26-20    | Minnesota          | 78,216 | <b>* RECEIVING</b> |     |      |      |     |    |  |
|       |            |                    |        | No.                | Yds | Avg  | Long | TD  |    |  |
| 11/20 | W 42-24    | Green Bay          | 77,137 | Garcon             | 79  | 1041 | 13.2 | 70t | 3  |  |
| 11/24 | L 26-31    | at Dallas          | 93,099 | Crowder            | 67  | 847  | 12.6 | 55t | 7  |  |
| 12/04 | L 23-31    | at Arizona         | 64,939 | Reed               | 66  | 686  | 10.4 | 33  | 6  |  |
| 12/11 | W 27-22    | at Philadelphia    | 69,596 | D. Jackson         | 56  | 1005 | 17.9 | 80t | 4  |  |
| 12/19 | L 15-26    | Carolina           | 76,689 | C. Thompson        | 49  | 349  | 7.1  | 38  | 2  |  |
| 12/24 | W 41-21    | at Chicago         | 57,953 | Davis              | 44  | 583  | 13.3 | 44  | 2  |  |
| 01/01 | L 10-19    | New York Giants    | 79,471 | Kelley             | 12  | 82   | 6.8  | 22  | 1  |  |

|  |  |  |  | <b>* INTERCEPTIONS</b> |     |      |      |     |    |
|--|--|--|--|------------------------|-----|------|------|-----|----|
|  |  |  |  | No.                    | Yds | Avg  | Long | TD  |    |
|  |  |  |  | Grant                  | 9   | 76   | 8.4  | 17  | 0  |
|  |  |  |  | Jones                  | 8   | 73   | 9.1  | 16  | 0  |
|  |  |  |  | Harris                 | 8   | 66   | 8.3  | 15  | 0  |
|  |  |  |  | Doctson                | 2   | 66   | 33.0 | 57  | 0  |
|  |  |  |  | Paul                   | 2   | 27   | 13.5 | 16  | 0  |
|  |  |  |  | Carrier                | 2   | 10   | 5.0  | 6   | 0  |
|  |  |  |  | Dunbar                 | 1   | 31   | 31.0 | 31  | 0  |
|  |  |  |  | Ross                   | 1   | 8    | 8.0  | 8   | 0  |
|  |  |  |  | Brown                  | 1   | -2   | -2.0 | -2  | 0  |
|  |  |  |  | TEAM                   | 407 | 4948 | 12.2 | 80t | 25 |
|  |  |  |  | OPPONENTS              | 387 | 4383 | 11.3 | 54  | 22 |

|  |  |  |  | <b>* PUNTING</b>      |     |      |      |      |     |    |    |   |
|--|--|--|--|-----------------------|-----|------|------|------|-----|----|----|---|
|  |  |  |  | No.                   | Yds | Avg  | Net  | TB   | In  | Lg | B  |   |
|  |  |  |  | Way                   | 49  | 2209 | 45.1 | 38.9 | 4   | 15 | 61 | 0 |
|  |  |  |  | TEAM                  | 49  | 2209 | 45.1 | 38.9 | 4   | 15 | 61 | 0 |
|  |  |  |  | OPPONENTS             | 61  | 2797 | 45.9 | 38.9 | 4   | 18 | 68 | 0 |
|  |  |  |  | <b>* PUNT RETURNS</b> |     |      |      |      |     |    |    |   |
|  |  |  |  | Ret                   | FC  | Yds  | Avg  | Long | TD  |    |    |   |
|  |  |  |  | Crowder               | 27  | 15   | 328  | 12.1 | 85t | 1  |    |   |
|  |  |  |  | Blackmon              | 1   | 1    | 16   | 16.0 | 16  | 0  |    |   |
|  |  |  |  | Dunbar                | 1   | 0    | 0    | 0.0  | 0   | 0  |    |   |
|  |  |  |  | TEAM                  | 29  | 16   | 344  | 11.9 | 85t | 1  |    |   |
|  |  |  |  | OPPONENTS             | 27  | 7    | 222  | 8.2  | 19  | 0  |    |   |

|  |  |  |  | <b>* KICKOFF RETURNS</b> |     |     |      |     |   |
|--|--|--|--|--------------------------|-----|-----|------|-----|---|
|  |  |  |  | No.                      | Yds | Avg | Long | TD  |   |
|  |  |  |  | C. Thompson              | 17  | 360 | 21.2 | 28  | 0 |
|  |  |  |  | Blackmon                 | 4   | 109 | 27.3 | 45  | 0 |
|  |  |  |  | Harris                   | 3   | 47  | 15.7 | 26  | 0 |
|  |  |  |  | Breeland                 | 1   | 18  | 18.0 | 18  | 0 |
|  |  |  |  | Paul                     | 1   | 14  | 14.0 | 14  | 0 |
|  |  |  |  | Ross                     | 1   | 22  | 22.0 | 22  | 0 |
|  |  |  |  | TEAM                     | 27  | 570 | 21.1 | 45  | 0 |
|  |  |  |  | OPPONENTS                | 25  | 534 | 21.4 | 86t | 1 |

|  |  |  |  | <b>* FIELD GOALS</b> |                 |                 |                           |         |            |            |            |                      |                      |            |                      |                 |                      |                      |            |                      |                 |       |                 |            |            |
|--|--|--|--|----------------------|-----------------|-----------------|---------------------------|---------|------------|------------|------------|----------------------|----------------------|------------|----------------------|-----------------|----------------------|----------------------|------------|----------------------|-----------------|-------|-----------------|------------|------------|
|  |  |  |  | 1-19                 | 20-29           | 30-39           | 40-49                     | 50+     |            |            |            |                      |                      |            |                      |                 |                      |                      |            |                      |                 |       |                 |            |            |
|  |  |  |  | Hopkins              | 0/0             | 12/12           | 12/14                     | 7/9     | 3/7        |            |            |                      |                      |            |                      |                 |                      |                      |            |                      |                 |       |                 |            |            |
|  |  |  |  | TEAM                 | 0/0             | 12/12           | 12/14                     | 7/9     | 3/7        |            |            |                      |                      |            |                      |                 |                      |                      |            |                      |                 |       |                 |            |            |
|  |  |  |  | OPPONENTS            | 0/0             | 8/9             | 7/9                       | 8/9     | 1/3        |            |            |                      |                      |            |                      |                 |                      |                      |            |                      |                 |       |                 |            |            |
|  |  |  |  | Hopkins:             | (31G, 40G, 34G) | (36G, 29G, 22G) | (49G, 33G, 45G, 25G, 37G) | (49G)   | (56N, 27G) | (32G, 50G) | (45N, 38G) | (20G, 55N, 40G, 34N) | (30G, 37G, 50G, 28G) | (37G)      | (43N, 24G, 55N, 20G) | (47G, 20G, 53G) | (38N)                | (43G, 26G, 34G)      | (29G, 20G) | (57N, 32G)           |                 |       |                 |            |            |
|  |  |  |  | TEAM                 | 43              | 17              | 25                        | 1^36/39 | 34/42      | 0          | 396        | 25G, 37G)            | (49G)                | (56N, 27G) | (32G, 50G)           | (45N, 38G)      | (20G, 55N, 40G, 34N) | (30G, 37G, 50G, 28G) | (37G)      | (43N, 24G, 55N, 20G) | (47G, 20G, 53G) | (38N) | (43G, 26G, 34G) | (29G, 20G) | (57N, 32G) |
|  |  |  |  | OPPONENTS            | 45              | 19              | 22                        | 4*41/43 | 24/30      | 0          | 383        | 55N, 40G, 34N)       | (30G, 37G, 50G, 28G) | (37G)      | (43N, 24G, 55N, 20G) | (47G, 20G, 53G) | (38N)                | (43G, 26G, 34G)      | (29G, 20G) | (57N, 32G)           |                 |       |                 |            |            |

|  |  |  |  | <b>* SCORING</b> |   |    |    |    |       |       |    |     |
|--|--|--|--|------------------|---|----|----|----|-------|-------|----|-----|
|  |  |  |  | T                | R | Pa | Pa | Rt |       |       |    |     |
|  |  |  |  | Hopkins          | 0 | 0  | 0  | 0  | 36/39 | 34/42 | 0  | 138 |
|  |  |  |  | Crowder          | 8 | 0  | 7  | 1  | 0     | 0     | 48 |     |
|  |  |  |  | Kelley           | 7 | 6  | 1  | 0  | 0     | 0     | 42 |     |
|  |  |  |  | Reed             | 6 | 0  | 6  | 0  | 0     | 0     | 36 |     |
|  |  |  |  | C. Thompson      | 5 | 3  | 2  | 0  | 0     | 0     | 30 |     |
|  |  |  |  | Cousins          | 4 | 4  | 0  | 0  | 0     | 0     | 24 |     |
|  |  |  |  | D. Jackson       | 4 | 0  | 4  | 0  | 0     | 0     | 24 |     |
|  |  |  |  | Garcon           | 3 | 0  | 3  | 0  | 0     | 0     | 18 |     |
|  |  |  |  | Jones            | 3 | 3  | 0  | 0  | 0     | 0     | 18 |     |
|  |  |  |  | Davis            | 2 | 0  | 2  | 0  | 0     | 0     | 12 |     |
|  |  |  |  | Brown            | 1 | 1  | 0  | 0  | 0     | 0     | 6  |     |

**2-Pt Conv:** TM 0-4, OPP 0-2  
**SACKS:** Kerrigan 11, Murphy 9, P. Smith 4.5, Baker 3.5, Jean Francois 1.5, Jenkins 1.5, Breeland 1, Bruton 1, Cravens 1, Dunbar 1, Foster 1, Hood 1, Blackmon 0.5, Garvin 0.5, TM 38, OPP 23

**FUM/LOST:** Cousins 9/3, Jones 3/2, Crowder 2/1, C. Thompson 2/1, Dunbar 1/1, Harris 1/0, Reed 1/1

^J. Crowder 85-yd Punt Ret at BAL (10/9)  
 \*W. Smallwood 86-yd KO Ret vs. PHI (10/16)  
 M. Jenkins 64-yd INT Ret vs. PHI (10/16)  
 L. McKelvin 29-yd INT Ret. At PHI (12/11)  
 T. Wade 11-yd Fumble Ret. Vs. NYG (1/1)

| <b>* PASSING</b> |     |     |      |       |         |    |     |     |      |      |           |        |  |
|------------------|-----|-----|------|-------|---------|----|-----|-----|------|------|-----------|--------|--|
|                  | Att | Cmp | Yds  | Cmp%  | Yds/Att | TD | TD% | Int | Int% | Long | Sack/Lost | Rating |  |
| Cousins          | 606 | 406 | 4917 | 67.0  | 8.11    | 25 | 4.1 | 12  | 2.0  | 80t  | 23/190    | 97.2   |  |
| Way              | 1   | 1   | 31   | 100.0 | 31.00   | 0  | 0.0 | 0   | 0.0  | 31   | 0/0       | 118.8  |  |
| TEAM             | 607 | 407 | 4948 | 67.1  | 8.15    | 25 | 4.1 | 12  | 2.0  | 80t  | 23/190    | 97.4   |  |
| OPPONENTS        | 589 | 387 | 4383 | 65.7  | 7.44    | 22 | 3.7 | 13  | 2.2  | 54   | 38/253    | 91.1   |  |

**2016 WASHINGTON REDSKINS DEFENSIVE AND SPECIAL TEAMS STATISTICS**

| REGULAR SEASON DEFENSIVE STATISTICS<br>(TACKLES, QBP/H AND PD ACCORDING TO COACHES' FILM REVIEW) |             |            |            |           |           |            |            |           |            |           |           |          |          |          |
|--|-------------|------------|------------|-----------|-----------|------------|------------|-----------|------------|-----------|-----------|----------|----------|----------|
| Player   | Total       | Solo       | Asst.      | TFL       | Sacks     | Yds        | QBP/H      | Ints      | Yds        | PD        | FF        | FR       | Safety   | TDs      |
| Mason Foster   | 149         | 106        | 43         | 9         | 0         | 0          | 7          | 0         | 0          | 8         | 1         | 0        | 0        | 0        |
| Will Compton   | 128         | 71         | 57         | 4         | 0         | 0          | 6          | 1         | 5          | 6         | 2         | 2        | 0        | 0        |
| Duke Ihenacho  | 77          | 48         | 29         | 4         | 0         | 0          | 2          | 0         | 0          | 1         | 0         | 0        | 0        | 0        |
| Bashaud Breeland   | 76          | 59         | 17         | 2         | 1         | 3          | 2          | 3         | 32         | 11        | 2         | 0        | 0        | 0        |
| Donte Whitner Sr.  | 74          | 54         | 20         | 0         | 0         | 0          | 0          | 0         | 0          | 3         | 1         | 0        | 0        | 0        |
| Josh Norman  | 72          | 54         | 18         | 2         | 0         | 0          | 4          | 3         | 38         | 18        | 2         | 0        | 0        | 0        |
| Preston Smith  | 68          | 45         | 23         | 11        | 4.5       | 37         | 36         | 1         | 22         | 3         | 0         | 0        | 0        | 0        |
| Trent Murphy   | 55          | 37         | 18         | 12        | 9         | 53.5       | 42         | 0         | 0          | 2         | 3         | 1        | 0        | 0        |
| Chris Baker  | 50          | 22         | 28         | 6         | 3.5       | 23.5       | 24         | 0         | 0          | 2         | 2         | 0        | 0        | 0        |
| Will Blackmon  | 47          | 27         | 20         | 1         | 0.5       | 4          | 3          | 1         | 79         | 4         | 1         | 0        | 0        | 0        |
| Ricky Jean Francois  | 46          | 18         | 28         | 3         | 1.5       | 10         | 9          | 0         | 0          | 1         | 1         | 0        | 0        | 0        |
| Kendall Fuller   | 45          | 37         | 8          | 0         | 0         | 0          | 3          | 0         | 0          | 3         | 0         | 0        | 0        | 0        |
| Ziggy Hood   | 42          | 16         | 26         | 3         | 1         | 0          | 7          | 0         | 0          | 2         | 0         | 0        | 0        | 0        |
| Su'a Cravens   | 39          | 24         | 15         | 3         | 1         | 4          | 5          | 1         | 2          | 5         | 0         | 0        | 0        | 0        |
| Ryan Kerrigan  | 38          | 31         | 7          | 16        | 11        | 84         | 39         | 0         | 0          | 1         | 2         | 0        | 0        | 0        |
| David Bruton Jr.   | 27          | 21         | 6          | 1         | 1         | 2          | 2          | 0         | 0          | 2         | 0         | 0        | 0        | 0        |
| Quinton Dunbar   | 26          | 22         | 4          | 2         | 1         | 0          | 3          | 1         | 0          | 3         | 0         | 1        | 0        | 0        |
| Cullen Jenkins   | 20          | 7          | 13         | 3         | 1.5       | 13.5       | 9          | 0         | 0          | 0         | 0         | 0        | 0        | 0        |
| Greg Toler   | 20          | 15         | 5          | 0         | 0         | 0          | 0          | 0         | 0          | 2         | 0         | 1        | 0        | 0        |
| Martrell Spaight   | 19          | 13         | 6          | 0         | 0         | 0          | 0          | 1         | 8          | 0         | 0         | 0        | 0        | 0        |
| DeAngelo Hall  | 17          | 12         | 5          | 0         | 0         | 0          | 0          | 0         | 0          | 1         | 0         | 0        | 0        | 0        |
| Matt Ioannidis   | 10          | 4          | 6          | 0         | 0         | 0          | 1          | 0         | 0          | 0         | 0         | 0        | 0        | 0        |
| Terence Garvin   | 8           | 6          | 2          | 0         | 0.5       | 4          | 0          | 0         | 0          | 0         | 0         | 0        | 0        | 0        |
| Dashaun Phillips   | 7           | 5          | 2          | 1         | 0         | 0          | 0          | 0         | 0          | 0         | 0         | 1        | 0        | 0        |
| Deshazor Everett   | 5           | 4          | 1          | 0         | 0         | 0          | 0          | 1         | 0          | 1         | 0         | 0        | 0        | 0        |
| Kendall Reyes  | 4           | 2          | 2          | 0         | 0         | 0          | 0          | 0         | 0          | 0         | 0         | 0        | 0        | 0        |
| Kedric Golston   | 3           | 1          | 2          | 0         | 0         | 0          | 2          | 0         | 0          | 0         | 0         | 0        | 0        | 0        |
| Houston Bates  | 1           | 1          | 0          | 0         | 0         | 0          | 0          | 0         | 0          | 0         | 0         | 0        | 0        | 0        |
| Lynden Trail   | 1           | 0          | 1          | 0         | 0         | 0          | 0          | 0         | 0          | 1         | 0         | 0        | 0        | 0        |
| Anthony Lanier II  | 0           | 0          | 0          | 0         | 0         | 0          | 4          | 0         | 0          | 0         | 0         | 1        | 0        | 0        |
| <b>TOTALS</b>  | <b>1174</b> | <b>762</b> | <b>412</b> | <b>83</b> | <b>37</b> | <b>239</b> | <b>210</b> | <b>13</b> | <b>186</b> | <b>80</b> | <b>17</b> | <b>7</b> | <b>0</b> | <b>0</b> |

| REGULAR SEASON SPECIAL TEAMS STATISTICS<br>(ACCORDING TO COACHES' FILM REVIEW) |           |           |           |          |          |          |          |           |           |          |          |
|--|-----------|-----------|-----------|----------|----------|----------|----------|-----------|-----------|----------|----------|
| Player   | Total     | Solo      | Asst.     | FF       | FR       | PATs Blk | FG Blk   | Punts Blk | Inside 20 | Safety   | TDs      |
| Terence Garvin   | 16        | 8         | 8         | 0        | 0        | 0        | 0        | 0         | 0         | 0        | 0        |
| Martrell Spaight   | 12        | 11        | 1         | 0        | 0        | 0        | 0        | 0         | 0         | 0        | 0        |
| Deshazor Everett   | 12        | 8         | 4         | 0        | 0        | 0        | 0        | 0         | 0         | 0        | 0        |
| Duke Ihenacho  | 10        | 7         | 3         | 0        | 0        | 0        | 0        | 0         | 0         | 0        | 0        |
| Houston Bates  | 7         | 5         | 2         | 0        | 0        | 0        | 0        | 0         | 0         | 0        | 0        |
| Niles Paul   | 3         | 2         | 1         | 0        | 0        | 0        | 0        | 0         | 0         | 0        | 0        |
| Quinton Dunbar   | 3         | 0         | 3         | 0        | 0        | 0        | 0        | 0         | 0         | 0        | 0        |
| Kendall Fuller   | 3         | 1         | 2         | 0        | 0        | 0        | 0        | 0         | 0         | 0        | 0        |
| Will Blackmon  | 3         | 2         | 1         | 0        | 0        | 0        | 0        | 0         | 0         | 0        | 0        |
| Mack Brown   | 3         | 2         | 1         | 0        | 0        | 0        | 0        | 0         | 0         | 0        | 0        |
| Derek Carrier  | 3         | 1         | 2         | 0        | 0        | 0        | 0        | 0         | 0         | 0        | 0        |
| Will Compton   | 2         | 2         | 0         | 0        | 0        | 0        | 0        | 0         | 0         | 0        | 0        |
| Bashaud Breeland   | 2         | 2         | 0         | 0        | 0        | 0        | 0        | 0         | 0         | 0        | 0        |
| Su'a Cravens   | 2         | 1         | 1         | 0        | 0        | 0        | 0        | 0         | 0         | 0        | 0        |
| Greg Toler   | 2         | 1         | 1         | 0        | 0        | 0        | 0        | 0         | 0         | 0        | 0        |
| David Bruton Jr.   | 1         | 0         | 1         | 0        | 0        | 0        | 0        | 0         | 0         | 0        | 0        |
| Mason Foster   | 1         | 1         | 0         | 0        | 0        | 0        | 0        | 0         | 0         | 0        | 0        |
| Nick Sundberg  | 1         | 0         | 1         | 0        | 0        | 0        | 0        | 0         | 0         | 0        | 0        |
| Trent Murphy   | 1         | 1         | 0         | 0        | 0        | 0        | 0        | 0         | 0         | 0        | 0        |
| Ryan Grant   | 1         | 1         | 0         | 0        | 0        | 0        | 0        | 0         | 0         | 0        | 0        |
| Dashaun Phillips   | 1         | 1         | 0         | 0        | 0        | 0        | 0        | 0         | 0         | 0        | 0        |
| Nick Moody   | 1         | 1         | 0         | 0        | 0        | 0        | 0        | 0         | 0         | 0        | 0        |
| Jamison Crowder  | 0         | 0         | 0         | 0        | 0        | 0        | 0        | 0         | 0         | 0        | 1        |
| Tress Way  | 0         | 0         | 0         | 0        | 0        | 0        | 0        | 0         | 15        | 0        | 0        |
| <b>TOTAL</b>   | <b>90</b> | <b>58</b> | <b>32</b> | <b>0</b> | <b>0</b> | <b>0</b> | <b>0</b> | <b>0</b>  | <b>15</b> | <b>0</b> | <b>1</b> |

## 2016 WASHINGTON REDSKINS STATISTICS

### RECORD WHEN...

|                                      | <u>W-L</u> |  | <u>W-L</u> |                                   | <u>W-L</u> |
|--------------------------------------|------------|--|------------|-----------------------------------|------------|
| Redskins Overall                     | 8-7-1      | Redskins score first                     | 5-1-1      | Redskins win time of possession   | 4-2-1      |
| Redskins at FedExField               | 4-4        | Opponent scores first                    | 3-6        | Redskins lose time of possession  | 4-5        |
| Redskins on the road                 | 4-3-1      | Redskins score on first possession       | 3-0-1      | Time of possession is even        | 0-0        |
| Redskins on Sunday Night             | 1-0        | Redskins lead after 1st quarter          | 5-1        | Redskins win turnover battle      | 5-0-1      |
| Redskins on Monday Night             | 0-2        | Redskins trail after 1st quarter         | 3-5        | Redskins lose turnover battle     | 2-5        |
| Redskins on Thursday Night           | 0-1        | Score tied after 1st quarter             | 0-1-1      | Turnover battle is even           | 1-2        |
| Redskins on grass                    | 7-5-1      | Redskins lead at halftime                | 3-0-1      | Redskins wear Burgundy pants      | 4-3-1      |
| Redskins on artificial turf          | 1-2        | Redskins trail at halftime               | 4-6        | Redskins wear Gold pants          | 3-4        |
| Redskins in a dome                   | 0-1        | Score tied at halftime                   | 1-1        | Redskins wear White pants         | 0-0        |
| Redskins in September                | 1-2        | Redskins lead after 3rd quarter          | 5-2        | Redskins wear Throwback pants     | 1-0        |
| Redskins in October                  | 3-1-1      | Redskins trail after 3rd quarter         | 2-5-1      | Redskins wear Burgundy jerseys    | 3-4        |
| Redskins in November                 | 2-1        | Score tied after 3rd quarter             | 1-0        | Redskins wear White jerseys       | 4-3-1      |
| Redskins in December                 | 2-2        | Redskins score under two-minute warning  | 3-2-1      | Redskins wear Throwback jerseys   | 1-0        |
| Redskins in January                  | 0-1        | Opponent scores under two-minute warning | 0-5        | Redskins score 17 points or less  | 1-4        |
| Redskins win coin toss               | 5-5        | Game goes to overtime                    | 0-0-1      | Opponent scores 17 points or less | 1-0        |
| Redskins lose coin toss              | 3-2-1      |  |            | Redskins score 18 points or more  | 7-3-1      |
|                                      |            |  |            | Opponent scores 18 points or more | 7-7-1      |
|                                      |            | <b>vs. NFC East</b>                      | 3-3        |                                   |            |
| Redskins total 0-199 net yards       | 0-0        | vs. NFC East at home                     | 1-2        |                                   |            |
| Redskins total 200-299 net yards     | 0-1        | vs. NFC East on road                     | 2-1        |                                   |            |
| Redskins total 300-399 net yards     | 4-3        | vs. NFC West                             | 0-1        |                                   |            |
| Redskins total 400+ net yards        | 4-3-1      | vs. NFC North                            | 3-1        |                                   |            |
| Redskins total 0-99 rushing yards    | 2-6        | vs. NFC South                            | 0-1        |                                   |            |
| Redskins total 100-149 rushing yards | 3-1-1      | <b>vs. NFC</b>                           | 6-6        |                                   |            |
| Redskins total 150+ rushing yards    | 3-0        |  |            |                                   |            |
| Redskins have (a) 100-yard rusher(s) | 3-0        | vs. AFC East                             | 0-0        |                                   |            |
| Redskins total 0-149 passing yards   | 0-0        | vs. AFC West                             | 0-0        |                                   |            |
| Redskins total 150-199 passing yards | 1-0        | vs. AFC North                            | 2-1-1      |                                   |            |
| Redskins total 200-299 passing yards | 5-3        | vs. AFC South                            | 0-0        |                                   |            |
| Redskins total 300+ passing yards    | 2-4-1      | <b>vs. AFC</b>                           | 2-1-1      |                                   |            |
| Redskins have a 300-yard passer      | 1-5-1      |  |            |                                   |            |



2016 WASHINGTON REDSKINS STATISTICS

STARTING LINEUPS

OFFENSE

|            | WR         | LT          | LG           | C                 | RG         | RT       | TE       | WR        | QB         | RB        | FB/OTHER        |
|------------|------------|-------------|--------------|-------------------|------------|----------|----------|-----------|------------|-----------|-----------------|
| 9/12 PIT   | D. Jackson | T. Williams | S. Lauvao    | K. Lichtensteiger | B. Scherff | M. Moses | J. Reed  | P. Garçon | K. Cousins | M. Jones  | J. Crowder (WR) |
| 9/18 DAL   | D. Jackson | T. Williams | S. Lauvao    | K. Lichtensteiger | B. Scherff | M. Moses | J. Reed  | P. Garçon | K. Cousins | M. Jones  | V. Davis (TE)   |
| 9/25 @NYG  | D. Jackson | T. Williams | S. Lauvao    | K. Lichtensteiger | B. Scherff | M. Moses | V. Davis | P. Garçon | K. Cousins | M. Jones  | J. Crowder (WR) |
| 10/2 CLE   | D. Jackson | T. Williams | A. Kouandjio | S. Long           | B. Scherff | M. Moses | J. Reed  | P. Garçon | K. Cousins | M. Jones  | J. Crowder (WR) |
| 10/9 @BAL  | D. Jackson | T. Williams | S. Lauvao    | S. Long           | B. Scherff | M. Moses | J. Reed  | P. Garçon | K. Cousins | M. Jones  | V. Davis (TE)   |
| 10/16 PHI  | D. Jackson | T. Williams | S. Lauvao    | S. Long           | B. Scherff | M. Moses | V. Davis | P. Garçon | K. Cousins | M. Jones  | N. Paul (TE)    |
| 10/23 @DET | D. Jackson | T. Williams | S. Lauvao    | S. Long           | B. Scherff | M. Moses | V. Davis | P. Garçon | K. Cousins | M. Jones  | J. Crowder (WR) |
| 10/30 @CIN | D. Jackson | T. Williams | S. Lauvao    | S. Long           | B. Scherff | M. Moses | J. Reed  | P. Garçon | K. Cousins | R. Kelley | V. Davis (TE)   |
| 11/13 MIN  | R. Grant   | T. Nsekhe   | S. Lauvao    | S. Long           | B. Scherff | M. Moses | J. Reed  | P. Garçon | K. Cousins | R. Kelley | V. Davis (TE)   |
| 11/20 GB   | D. Jackson | T. Nsekhe   | S. Lauvao    | S. Long           | B. Scherff | M. Moses | J. Reed  | P. Garçon | K. Cousins | R. Kelley | V. Davis (TE)   |
| 11/24 @DAL | D. Jackson | T. Nsekhe   | S. Lauvao    | S. Long           | B. Scherff | M. Moses | J. Reed  | P. Garçon | K. Cousins | R. Kelley | V. Davis (WR)   |
| 12/4 @ARI  | D. Jackson | T. Nsekhe   | S. Lauvao    | S. Long           | B. Scherff | M. Moses | V. Davis | P. Garçon | K. Cousins | R. Kelley | J. Crowder (WR) |
| 12/11 @PHI | D. Jackson | T. Williams | A. Kouandjio | J. Sullivan       | B. Scherff | M. Moses | V. Davis | P. Garçon | K. Cousins | R. Kelley | J. Crowder (WR) |
| 12/19 CAR  | D. Jackson | T. Williams | S. Lauvao    | S. Long           | B. Scherff | M. Moses | V. Davis | P. Garçon | K. Cousins | R. Kelley | J. Crowder (WR) |
| 12/24 @CHI | D. Jackson | T. Williams | S. Lauvao    | S. Long           | B. Scherff | M. Moses | V. Davis | P. Garçon | K. Cousins | R. Kelley | J. Crowder (WR) |
| 1/1 NYG    | D. Jackson | T. Williams | S. Lauvao    | S. Long           | B. Scherff | M. Moses | V. Davis | P. Garçon | K. Cousins | R. Kelley | J. Crowder (WR) |

DEFENSE

|            | LDE              | NT             | RDE      | SLB      | MLB        | MO         | WLB         | CB           | CB        | SS          | FS          |
|------------|------------------|----------------|----------|----------|------------|------------|-------------|--------------|-----------|-------------|-------------|
| 9/12 PIT   | D. Phillips (CB) | K. Golston     | C. Baker | P. Smith | W. Compton | M. Foster  | R. Kerrigan | B. Breebland | J. Norman | D. Bruton   | D. Hall     |
| 9/18 DAL   | D. Phillips (CB) | K. Golston     | C. Baker | P. Smith | W. Compton | M. Foster  | R. Kerrigan | B. Breebland | J. Norman | D. Bruton   | D. Hall     |
| 9/25 @NYG  | Z. Hood          | G. Toler (CB)  | C. Baker | P. Smith | W. Compton | M. Foster  | R. Kerrigan | B. Breebland | J. Norman | D. Bruton   | D. Hall     |
| 10/2 CLE   | Z. Hood          | K. Fuller (CB) | C. Baker | P. Smith | W. Compton | S. Cravens | R. Kerrigan | Q. Dunbar    | J. Norman | D. Bruton   | W. Blackmon |
| 10/9 @BAL  | R. Jean Francois | Z. Hood        | C. Baker | P. Smith | W. Compton | M. Foster  | R. Kerrigan | Q. Dunbar    | J. Norman | D. Ihenacho | W. Blackmon |
| 10/23 @PHI | K. Fuller (CB)   | Z. Hood        | C. Baker | P. Smith | W. Compton | M. Foster  | R. Kerrigan | B. Breebland | J. Norman | D. Ihenacho | W. Blackmon |
| 10/30 @DET | K. Fuller (CB)   | Z. Hood        | C. Baker | P. Smith | W. Compton | M. Foster  | R. Kerrigan | B. Breebland | J. Norman | D. Whiter   | W. Blackmon |
| 10/30 @CIN | R. Jean Francois | Z. Hood        | C. Baker | P. Smith | W. Compton | M. Foster  | R. Kerrigan | B. Breebland | J. Norman | D. Whiter   | W. Blackmon |
| 11/13 MIN  | R. Jean Francois | Z. Hood        | C. Baker | P. Smith | W. Compton | M. Foster  | R. Kerrigan | B. Breebland | J. Norman | D. Whiter   | W. Blackmon |
| 11/20 GB   | K. Fuller (CB)   | Z. Hood        | C. Baker | P. Smith | W. Compton | S. Cravens | R. Kerrigan | B. Breebland | J. Norman | D. Whiter   | D. Ihenacho |
| 11/24 @DAL | K. Fuller (CB)   | Z. Hood        | C. Baker | P. Smith | W. Compton | S. Cravens | R. Kerrigan | B. Breebland | J. Norman | D. Whiter   | D. Ihenacho |
| 12/4 @ARI  | K. Fuller (CB)   | Z. Hood        | C. Baker | P. Smith | W. Compton | M. Foster  | R. Kerrigan | B. Breebland | J. Norman | D. Whiter   | D. Ihenacho |
| 12/11 @PHI | R. Jean Francois | Z. Hood        | C. Baker | P. Smith | W. Compton | M. Foster  | R. Kerrigan | B. Breebland | J. Norman | D. Whiter   | D. Ihenacho |
| 12/19 CAR  | R. Jean Francois | Z. Hood        | C. Baker | P. Smith | W. Compton | M. Foster  | R. Kerrigan | B. Breebland | J. Norman | D. Whiter   | D. Ihenacho |
| 12/24 @CHI | R. Jean Francois | Z. Hood        | C. Baker | P. Smith | W. Compton | M. Foster  | R. Kerrigan | B. Breebland | J. Norman | D. Whiter   | D. Ihenacho |
| 1/1 NYG    | G. Toler (CB)    | Z. Hood        | C. Baker | P. Smith | W. Compton | M. Foster  | R. Kerrigan | B. Breebland | J. Norman | D. Ihenacho | W. Blackmon |





2016 WASHINGTON REDSKINS STATISTICS

PASSING

8 Kirk Cousins

|               | ATT        | COM        | YDS         | PERC         | YDS/ATT    | TD        | INT       | LG        | SK (YDS)        | RATE        |
|---------------|------------|------------|-------------|--------------|------------|-----------|-----------|-----------|-----------------|-------------|
| 9/12 PIT      | 43         | 30         | 329         | 69.8%        | 7.7        | 0         | 2         | 33        | 0 (0)           | 72.7        |
| 9/18 DAL      | 46         | 28         | 364         | 60.9%        | 7.9        | 1         | 1         | 57        | 2 (14)          | 84.0        |
| 9/25 @NYG     | 35         | 21         | 296         | 60.0%        | 8.5        | 2         | 0         | 55t       | 2 (14)          | 106.4       |
| 10/2 CLE      | 27         | 21         | 183         | 77.8%        | 6.8        | 3         | 1         | 26        | 3 (27)          | 116.5       |
| 10/9 @BAL     | 41         | 29         | 260         | 70.7%        | 6.3        | 1         | 1         | 27        | 1 (10)          | 85.4        |
| 10/16 PHI     | 34         | 18         | 263         | 52.9%        | 7.7        | 2         | 1         | 37        | 0 (0)           | 85.8        |
| 10/23 @DET    | 39         | 30         | 301         | 76.9%        | 7.7        | 1         | 0         | 27        | 2 (18)          | 106.9       |
| 10/30 @CIN    | 56         | 38         | 458         | 67.9%        | 8.2        | 2         | 1         | 44        | 1 (12)          | 97.2        |
| 11/13 MIN     | 33         | 22         | 262         | 66.7%        | 7.9        | 2         | 0         | 38t       | 1 (2)           | 110.9       |
| 11/20 GB      | 30         | 21         | 375         | 70.0%        | 12.5       | 3         | 0         | 70t       | 2 (11)          | 145.8       |
| 11/24 @DAL    | 53         | 41         | 449         | 77.4%        | 8.5        | 3         | 0         | 67t       | 0 (0)           | 120.7       |
| 12/4 @ARI     | 37         | 21         | 271         | 56.8%        | 7.3        | 1         | 1         | 59        | 2 (25)          | 77.6        |
| 12/11 @PHI    | 21         | 14         | 234         | 66.7%        | 11.1       | 2         | 1         | 80t       | 2 (7)           | 116.0       |
| 12/19 CAR     | 47         | 32         | 315         | 68.1%        | 6.7        | 0         | 1         | 23        | 1 (9)           | 77.9        |
| 12/24 @CHI    | 29         | 18         | 270         | 62.1%        | 9.3        | 1         | 0         | 57        | 0 (0)           | 104.1       |
| 1/1 NYG       | 35         | 22         | 287         | 62.9%        | 8.2        | 1         | 2         | 49        | 4 (41)          | 74.3        |
| <b>TOTALS</b> | <b>606</b> | <b>406</b> | <b>4917</b> | <b>67.0%</b> | <b>8.1</b> | <b>25</b> | <b>12</b> | <b>80</b> | <b>23 (190)</b> | <b>97.2</b> |

16 Colt McCoy

|               | ATT      | COM      | YDS      | PERC     | YDS/ATT  | TD       | INT      | LG       | SK (YDS)     | RATE       |
|---------------|----------|----------|----------|----------|----------|----------|----------|----------|--------------|------------|
| 9/12 PIT      |          |          |          |          |          |          |          |          |              |            |
| 9/18 DAL      |          |          |          |          |          |          |          |          |              |            |
| 9/25 @NYG     |          |          |          |          |          |          |          |          |              |            |
| 10/2 CLE      |          |          |          |          |          |          |          |          |              |            |
| 10/9 @BAL     |          |          |          |          |          |          |          |          |              |            |
| 10/16 PHI     |          |          |          |          |          |          |          |          |              |            |
| 10/23 @DET    |          |          |          |          |          |          |          |          |              |            |
| 10/30 @CIN    |          |          |          |          |          |          |          |          |              |            |
| 11/13 MIN     |          |          |          |          |          |          |          |          |              |            |
| 11/20 GB      |          |          |          |          |          |          |          |          |              |            |
| 11/24 @DAL    |          |          |          |          |          |          |          |          |              |            |
| 12/4 @ARI     |          |          |          |          |          |          |          |          |              |            |
| 12/11 @PHI    |          |          |          |          |          |          |          |          |              |            |
| 12/19 CAR     |          |          |          |          |          |          |          |          |              |            |
| 12/24 @CHI    |          |          |          |          |          |          |          |          |              |            |
| 1/1 NYG       |          |          |          |          |          |          |          |          |              |            |
| <b>TOTALS</b> | <b>0</b> | <b>0</b> | <b>0</b> | <b>0</b> | <b>0</b> | <b>0</b> | <b>0</b> | <b>0</b> | <b>0 (0)</b> | <b>0.0</b> |

2016 WASHINGTON REDSKINS STATISTICS

PASSING

2 Nate Sudfeld

|               | ATT      | COM      | YDS      | PERC     | YDS/ATT  | TD       | INT      | LG       | SK (YDS)     | RATE       |
|---------------|----------|----------|----------|----------|----------|----------|----------|----------|--------------|------------|
| 9/12 PIT      |          |          |          |          | Inactive |          |          |          |              |            |
| 9/18 DAL      |          |          |          |          | Inactive |          |          |          |              |            |
| 9/25 @NYG     |          |          |          |          | Inactive |          |          |          |              |            |
| 10/2 CLE      |          |          |          |          | Inactive |          |          |          |              |            |
| 10/9 @BAL     |          |          |          |          | Inactive |          |          |          |              |            |
| 10/16 PHI     |          |          |          |          | Inactive |          |          |          |              |            |
| 10/23 @DET    |          |          |          |          | Inactive |          |          |          |              |            |
| 10/30 @CIN    |          |          |          |          | Inactive |          |          |          |              |            |
| 11/13 MIN     |          |          |          |          | Inactive |          |          |          |              |            |
| 11/20 GB      |          |          |          |          | Inactive |          |          |          |              |            |
| 11/24 @DAL    |          |          |          |          | Inactive |          |          |          |              |            |
| 12/4 @ARI     |          |          |          |          | Inactive |          |          |          |              |            |
| 12/11 @PHI    |          |          |          |          | Inactive |          |          |          |              |            |
| 12/19 CAR     |          |          |          |          | Inactive |          |          |          |              |            |
| 12/24 @CHI    |          |          |          |          | Inactive |          |          |          |              |            |
| 1/1 NYG       |          |          |          |          | Inactive |          |          |          |              |            |
| <b>TOTALS</b> | <b>0</b> | <b>0</b> | <b>0</b> | <b>0</b> | <b>0</b> | <b>0</b> | <b>0</b> | <b>0</b> | <b>0 (0)</b> | <b>0.0</b> |

5 Tress Way

|               | ATT      | COM      | YDS       | PERC          | YDS/ATT     | TD       | INT      | LG        | SK (YDS)     | RATE         |
|---------------|----------|----------|-----------|---------------|-------------|----------|----------|-----------|--------------|--------------|
| 9/12 PIT      | 0        | 0        | 0         | -             | 0.0         | 0        | 0        | 0         | 0 (0)        | -            |
| 9/18 DAL      | 0        | 0        | 0         | -             | 0.0         | 0        | 0        | 0         | 0 (0)        | -            |
| 9/25 @NYG     | 1        | 1        | 31        | 100.0%        | 31.0        | 0        | 0        | 31        | 0 (0)        | 118.8        |
| 10/2 CLE      | 0        | 0        | 0         | -             | 0.0         | 0        | 0        | 0         | 0 (0)        | -            |
| 10/9 @BAL     | 0        | 0        | 0         | -             | 0.0         | 0        | 0        | 0         | 0 (0)        | -            |
| 10/16 PHI     | 0        | 0        | 0         | -             | 0.0         | 0        | 0        | 0         | 0 (0)        | -            |
| 10/23 @DET    | 0        | 0        | 0         | -             | 0.0         | 0        | 0        | 0         | 0 (0)        | -            |
| 10/30 @CIN    | 0        | 0        | 0         | -             | 0.0         | 0        | 0        | 0         | 0 (0)        | -            |
| 11/13 MIN     | 0        | 0        | 0         | -             | 0.0         | 0        | 0        | 0         | 0 (0)        | -            |
| 11/20 GB      | 0        | 0        | 0         | -             | 0.0         | 0        | 0        | 0         | 0 (0)        | -            |
| 11/24 @DAL    | 0        | 0        | 0         | -             | 0.0         | 0        | 0        | 0         | 0 (0)        | -            |
| 12/4 @ARI     | 0        | 0        | 0         | -             | 0.0         | 0        | 0        | 0         | 0 (0)        | -            |
| 12/11 @PHI    | 0        | 0        | 0         | -             | 0.0         | 0        | 0        | 0         | 0 (0)        | -            |
| 12/19 CAR     | 0        | 0        | 0         | -             | 0.0         | 0        | 0        | 0         | 0 (0)        | -            |
| 12/24 @CHI    | 0        | 0        | 0         | -             | 0.0         | 0        | 0        | 0         | 0 (0)        | -            |
| 1/1 NYG       | 0        | 0        | 0         | -             | 0.0         | 0        | 0        | 0         | 0 (0)        | -            |
| <b>TOTALS</b> | <b>1</b> | <b>1</b> | <b>31</b> | <b>100.0%</b> | <b>31.0</b> | <b>0</b> | <b>0</b> | <b>31</b> | <b>0 (0)</b> | <b>118.8</b> |

2016 WASHINGTON REDSKINS STATISTICS

RUSHING

31 Matt Jones

|               | ATT       | YDS        | AVG.       | LG        | TD       |
|---------------|-----------|------------|------------|-----------|----------|
| 9/12 PIT      | 7         | 24         | 3.4        | 12        | 0        |
| 9/18 DAL      | 13        | 61         | 4.7        | 14t       | 1        |
| 9/25 @NYG     | 17        | 65         | 3.8        | 12        | 0        |
| 10/2 CLE      | 22        | 117        | 5.3        | 25        | 1        |
| 10/9 @BAL     | 14        | 31         | 2.2        | 12        | 0        |
| 10/16 PHI     | 16        | 135        | 8.4        | 57        | 1        |
| 10/23 @DET    | 10        | 27         | 2.7        | 7         | 0        |
| 10/30 @CIN    |           |            | Inactive   |           |          |
| 11/13 MIN     |           |            | Inactive   |           |          |
| 11/20 GB      |           |            | Inactive   |           |          |
| 11/24 @DAL    |           |            | Inactive   |           |          |
| 12/4 @ARI     |           |            | Inactive   |           |          |
| 12/11 @PHI    |           |            | Inactive   |           |          |
| 12/19 CAR     |           |            | Inactive   |           |          |
| 12/24 @CHI    |           |            | Inactive   |           |          |
| 1/1 NYG       |           |            | Inactive   |           |          |
| <b>TOTALS</b> | <b>99</b> | <b>460</b> | <b>4.6</b> | <b>57</b> | <b>3</b> |

32 Robert Kelley

|               | ATT        | YDS        | AVG.       | LG        | TD       |              |
|---------------|------------|------------|------------|-----------|----------|--------------|
| 9/12 PIT      |            |            |            |           |          | Did Not Play |
| 9/18 DAL      | 0          | 0          | -          | 0         | 0        |              |
| 9/25 @NYG     | 4          | 7          | 1.8        | 5         | 0        |              |
| 10/2 CLE      | 1          | 4          | 4.0        | 4         | 0        |              |
| 10/9 @BAL     | 3          | 18         | 6.0        | 16        | 0        |              |
| 10/16 PHI     | 5          | 59         | 11.8       | 45        | 0        |              |
| 10/23 @DET    | 4          | 15         | 3.8        | 5         | 0        |              |
| 10/30 @CIN    | 21         | 87         | 4.1        | 16        | 1        |              |
| 11/13 MIN     | 22         | 97         | 4.4        | 21        | 0        |              |
| 11/20 GB      | 24         | 137        | 5.7        | 66        | 3        |              |
| 11/24 @DAL    | 14         | 37         | 2.6        | 8         | 0        |              |
| 12/4 @ARI     | 14         | 63         | 4.5        | 19        | 0        |              |
| 12/11 @PHI    | 16         | 63         | 3.9        | 22t       | 1        |              |
| 12/19 CAR     | 9          | 8          | 0.9        | 5t        | 1        |              |
| 12/24 @CHI    | 19         | 76         | 4.0        | 15        | 0        |              |
| 1/1 NYG       | 12         | 33         | 2.8        | 7         | 0        |              |
| <b>TOTALS</b> | <b>168</b> | <b>704</b> | <b>4.2</b> | <b>66</b> | <b>6</b> |              |

25 Chris Thompson

|               | ATT       | YDS        | AVG.       | LG        | TD       |
|---------------|-----------|------------|------------|-----------|----------|
| 9/12 PIT      | 4         | 23         | 5.8        | 9         | 1        |
| 9/18 DAL      | 2         | 1          | 0.5        | 1         | 0        |
| 9/25 @NYG     | 6         | 23         | 3.8        | 8         | 0        |
| 10/2 CLE      | 3         | 24         | 8.0        | 20        | 0        |
| 10/9 @BAL     | 2         | 12         | 6.0        | 9         | 0        |
| 10/16 PHI     | 9         | 37         | 4.1        | 10        | 0        |
| 10/23 @DET    | 12        | 73         | 6.1        | 16        | 0        |
| 10/30 @CIN    | 7         | 14         | 2.0        | 6         | 0        |
| 11/13 MIN     | 4         | 25         | 6.3        | 9         | 0        |
| 11/20 GB      | 2         | 10         | 5.0        | 9         | 0        |
| 11/24 @DAL    | 4         | 17         | 4.3        | 11        | 0        |
| 12/4 @ARI     | 2         | 24         | 12.0       | 16        | 0        |
| 12/11 @PHI    | 3         | 38         | 12.7       | 25t       | 1        |
| 12/19 CAR     | 2         | 10         | 5.0        | 6         | 0        |
| 12/24 @CHI    | 3         | 20         | 6.7        | 9         | 1        |
| 1/1 NYG       | 3         | 5          | 1.7        | 0         | 0        |
| <b>TOTALS</b> | <b>68</b> | <b>356</b> | <b>5.2</b> | <b>25</b> | <b>3</b> |

8 Kirk Cousins

|               | ATT       | YDS       | AVG.       | LG        | TD       |
|---------------|-----------|-----------|------------|-----------|----------|
| 9/12 PIT      | 1         | 8         | 8.0        | 8         | 0        |
| 9/18 DAL      | 2         | 20        | 10.0       | 10        | 0        |
| 9/25 @NYG     | 3         | -5        | -1.7       | -1        | 0        |
| 10/2 CLE      | 0         | 0         | -          | 0         | 0        |
| 10/9 @BAL     | 1         | -1        | -1.0       | -1        | 0        |
| 10/16 PHI     | 2         | 8         | 4.0        | 9         | 0        |
| 10/23 @DET    | 3         | 15        | 5.0        | 19t       | 1        |
| 10/30 @CIN    | 3         | -1        | -0.3       | 3         | 0        |
| 11/13 MIN     | 1         | -1        | -1.0       | -1        | 0        |
| 11/20 GB      | 4         | 4         | 1.0        | 4         | 0        |
| 11/24 @DAL    | 1         | 2         | 2.0        | 2         | 0        |
| 12/4 @ARI     | 2         | 0         | 0.0        | 1t        | 1        |
| 12/11 @PHI    | 4         | 6         | 1.5        | 6         | 0        |
| 12/19 CAR     | 2         | 11        | 5.5        | 12        | 0        |
| 12/24 @CHI    | 5         | 30        | 6.0        | 13        | 2        |
| 1/1 NYG       | 0         | 0         | -          | 0         | 0        |
| <b>TOTALS</b> | <b>34</b> | <b>96</b> | <b>2.8</b> | <b>19</b> | <b>4</b> |

80 Jamison Crowder

|               | ATT      | YDS       | AVG.        | LG       | TD       |
|---------------|----------|-----------|-------------|----------|----------|
| 9/12 PIT      | 0        | 0         | -           | 0        | 0        |
| 9/18 DAL      | 0        | 0         | -           | 0        | 0        |
| 9/25 @NYG     | 0        | 0         | -           | 0        | 0        |
| 10/2 CLE      | 0        | 0         | -           | 0        | 0        |
| 10/9 @BAL     | 0        | 0         | -           | 0        | 0        |
| 10/16 PHI     | 1        | -9        | -9.0        | -9       | 0        |
| 10/23 @DET    | 0        | 0         | -           | 0        | 0        |
| 10/30 @CIN    | 0        | 0         | -           | 0        | 0        |
| 11/13 MIN     | 1        | 7         | 7.0         | 7        | 0        |
| 11/20 GB      | 0        | 0         | -           | 0        | 0        |
| 11/24 @DAL    | 0        | 0         | -           | 0        | 0        |
| 12/4 @ARI     | 0        | 0         | -           | 0        | 0        |
| 12/11 @PHI    | 0        | 0         | -           | 0        | 0        |
| 12/19 CAR     | 0        | 0         | -           | 0        | 0        |
| 12/24 @CHI    | 0        | 0         | -           | 0        | 0        |
| 1/1 NYG       | 0        | 0         | -           | 0        | 0        |
| <b>TOTALS</b> | <b>2</b> | <b>-2</b> | <b>-1.0</b> | <b>7</b> | <b>0</b> |

34 Mack Brown

|               | ATT      | YDS       | AVG.        | LG        | TD       |                |
|---------------|----------|-----------|-------------|-----------|----------|----------------|
| 9/12 PIT      |          |           |             |           |          | Practice Squad |
| 9/18 DAL      |          |           |             |           |          | Practice Squad |
| 9/25 @NYG     |          |           |             |           |          | Practice Squad |
| 10/2 CLE      |          |           |             |           |          | Practice Squad |
| 10/9 @BAL     |          |           |             |           |          | Practice Squad |
| 10/16 PHI     |          |           |             |           |          | Practice Squad |
| 10/23 @DET    |          |           |             |           |          | Practice Squad |
| 10/30 @CIN    | 0        | 0         | -           | 0         | 0        |                |
| 11/13 MIN     | 0        | 0         | -           | 0         | 0        |                |
| 11/20 GB      | 0        | 0         | -           | 0         | 0        |                |
| 11/24 @DAL    | 0        | 0         | -           | 0         | 0        |                |
| 12/4 @ARI     | 0        | 0         | -           | 0         | 0        |                |
| 12/11 @PHI    | 0        | 0         | -           | 0         | 0        |                |
| 12/19 CAR     | 0        | 0         | -           | 0         | 0        |                |
| 12/24 @CHI    | 8        | 82        | 10.3        | 61t       | 1        |                |
| 1/1 NYG       | 0        | 0         | -           | 0         | 0        |                |
| <b>TOTALS</b> | <b>8</b> | <b>82</b> | <b>10.3</b> | <b>61</b> | <b>1</b> |                |

2016 WASHINGTON REDSKINS STATISTICS

RECEIVING

80 Jamison Crowder

|               | REC       | YDS        | AVG.        | LG        | TD       |
|---------------|-----------|------------|-------------|-----------|----------|
| 9/12 PIT      | 6         | 58         | 9.7         | 16        | 0        |
| 9/18 DAL      | 6         | 39         | 6.5         | 11t       | 1        |
| 9/25 @NYG     | 4         | 78         | 19.5        | 55t       | 1        |
| 10/2 CLE      | 2         | 21         | 10.5        | 15        | 0        |
| 10/9 @BAL     | 3         | 35         | 11.7        | 23        | 0        |
| 10/16 PHI     | 3         | 52         | 17.3        | 21        | 1        |
| 10/23 @DET    | 7         | 108        | 15.4        | 26        | 0        |
| 10/30 @CIN    | 9         | 107        | 11.9        | 33t       | 1        |
| 11/13 MIN     | 4         | 37         | 9.3         | 14        | 1        |
| 11/20 GB      | 3         | 102        | 34.0        | 53        | 1        |
| 11/24 @DAL    | 8         | 88         | 11.0        | 38        | 0        |
| 12/4 @ARI     | 3         | 42         | 14.0        | 26t       | 1        |
| 12/11 @PHI    | 2         | 37         | 18.5        | 33        | 0        |
| 12/19 CAR     | 4         | 24         | 6.0         | 8         | 0        |
| 12/24 @CHI    | 1         | 3          | 3.0         | 3         | 0        |
| 1/1 NYG       | 2         | 16         | 8.0         | 11        | 0        |
| <b>TOTALS</b> | <b>67</b> | <b>847</b> | <b>12.6</b> | <b>55</b> | <b>7</b> |

85 Vernon Davis

|               | REC       | YDS        | AVG.        | LG        | TD       |
|---------------|-----------|------------|-------------|-----------|----------|
| 9/12 PIT      | 1         | 20         | 20.0        | 20        | 0        |
| 9/18 DAL      | 5         | 51         | 10.2        | 32        | 0        |
| 9/25 @NYG     | 0         | 0          | -           | 0         | 0        |
| 10/2 CLE      | 1         | 8          | 8.0         | 8         | 0        |
| 10/9 @BAL     | 3         | 15         | 5.0         | 6         | 0        |
| 10/16 PHI     | 2         | 50         | 25.0        | 37        | 1        |
| 10/23 @DET    | 6         | 79         | 13.2        | 27        | 0        |
| 10/30 @CIN    | 5         | 93         | 18.6        | 44        | 0        |
| 11/13 MIN     | 3         | 66         | 22.0        | 38t       | 1        |
| 11/20 GB      | 0         | 0          | -           | 0         | 0        |
| 11/24 @DAL    | 5         | 68         | 13.6        | 26        | 0        |
| 12/4 @ARI     | 5         | 47         | 9.4         | 18        | 0        |
| 12/11 @PHI    | 1         | 1          | 1.0         | 1         | 0        |
| 12/19 CAR     | 4         | 23         | 5.8         | 11        | 0        |
| 12/24 @CHI    | 1         | 13         | 13.0        | 13        | 0        |
| 1/1 NYG       | 2         | 49         | 24.5        | 31        | 0        |
| <b>TOTALS</b> | <b>44</b> | <b>583</b> | <b>13.3</b> | <b>44</b> | <b>2</b> |

18 Josh Doctson

|               | REC      | YDS             | AVG.        | LG        | TD       |
|---------------|----------|-----------------|-------------|-----------|----------|
| 9/12 PIT      | 1        | 9               | 9.0         | 9         | 0        |
| 9/18 DAL      | 1        | 57              | 57.0        | 57        | 0        |
| 9/25 @NYG     |          | Inactive        |             |           |          |
| 10/2 CLE      |          | Inactive        |             |           |          |
| 10/9 @BAL     |          | Inactive        |             |           |          |
| 10/16 PHI     |          | Inactive        |             |           |          |
| 10/23 @DET    |          | Reserve/Injured |             |           |          |
| 10/30 @CIN    |          | Reserve/Injured |             |           |          |
| 11/13 MIN     |          | Reserve/Injured |             |           |          |
| 11/20 GB      |          | Reserve/Injured |             |           |          |
| 11/24 @DAL    |          | Reserve/Injured |             |           |          |
| 12/4 @ARI     |          | Reserve/Injured |             |           |          |
| 12/11 @PHI    |          | Reserve/Injured |             |           |          |
| 12/19 CAR     |          | Reserve/Injured |             |           |          |
| 12/24 @CHI    |          | Reserve/Injured |             |           |          |
| 1/1 NYG       |          | Reserve/Injured |             |           |          |
| <b>TOTALS</b> | <b>2</b> | <b>66</b>       | <b>33.0</b> | <b>57</b> | <b>0</b> |

88 Pierre Garçon

|               | REC       | YDS         | AVG.        | LG        | TD       |
|---------------|-----------|-------------|-------------|-----------|----------|
| 9/12 PIT      | 6         | 51          | 8.5         | 19        | 0        |
| 9/18 DAL      | 2         | 25          | 12.5        | 16        | 0        |
| 9/25 @NYG     | 5         | 59          | 11.8        | 20        | 0        |
| 10/2 CLE      | 4         | 39          | 9.8         | 23        | 0        |
| 10/9 @BAL     | 5         | 56          | 11.2        | 21t       | 1        |
| 10/16 PHI     | 6         | 77          | 12.8        | 22        | 0        |
| 10/23 @DET    | 2         | 22          | 11.0        | 17        | 0        |
| 10/30 @CIN    | 6         | 67          | 11.2        | 23        | 0        |
| 11/13 MIN     | 6         | 81          | 13.5        | 17        | 0        |
| 11/20 GB      | 6         | 116         | 19.3        | 70t       | 1        |
| 11/24 @DAL    | 4         | 43          | 10.8        | 27        | 0        |
| 12/4 @ARI     | 7         | 78          | 11.1        | 28        | 0        |
| 12/11 @PHI    | 5         | 59          | 11.8        | 16        | 1        |
| 12/19 CAR     | 7         | 78          | 11.1        | 20        | 0        |
| 12/24 @CHI    | 4         | 94          | 23.5        | 46        | 0        |
| 1/1 NYG       | 4         | 96          | 24.0        | 49        | 0        |
| <b>TOTALS</b> | <b>79</b> | <b>1041</b> | <b>13.2</b> | <b>70</b> | <b>3</b> |

14 Ryan Grant

|               | REC      | YDS       | AVG.       | LG        | TD       |
|---------------|----------|-----------|------------|-----------|----------|
| 9/12 PIT      | 0        | 0         | -          | 0         | 0        |
| 9/18 DAL      | 1        | 5         | 5.0        | 5         | 0        |
| 9/25 @NYG     | 0        | 0         | -          | 0         | 0        |
| 10/2 CLE      | 0        | 0         | -          | 0         | 0        |
| 10/9 @BAL     | 0        | 0         | -          | 0         | 0        |
| 10/16 PHI     | 0        | 0         | -          | 0         | 0        |
| 10/23 @DET    | 1        | 5         | 5.0        | 5         | 0        |
| 10/30 @CIN    | 1        | 17        | 17.0       | 17        | 0        |
| 11/13 MIN     | 0        | 0         | -          | 0         | 0        |
| 11/20 GB      | 1        | 4         | 4.0        | 4         | 0        |
| 11/24 @DAL    | 0        | 0         | -          | 0         | 0        |
| 12/4 @ARI     | 2        | 20        | 10.0       | 13        | 0        |
| 12/11 @PHI    | 0        | 0         | -          | 0         | 0        |
| 12/19 CAR     | 0        | 0         | -          | 0         | 0        |
| 12/24 @CHI    | 3        | 25        | 8.3        | 16        | 0        |
| 1/1 NYG       | 0        | 0         | -          | 0         | 0        |
| <b>TOTALS</b> | <b>9</b> | <b>76</b> | <b>8.4</b> | <b>17</b> | <b>0</b> |

11 DeSean Jackson

|               | REC       | YDS         | AVG.        | LG        | TD       |
|---------------|-----------|-------------|-------------|-----------|----------|
| 9/12 PIT      | 6         | 102         | 17.0        | 33        | 0        |
| 9/18 DAL      | 3         | 40          | 13.3        | 28        | 0        |
| 9/25 @NYG     | 5         | 96          | 19.2        | 55t       | 1        |
| 10/2 CLE      | 1         | 5           | 5.0         | 5         | 0        |
| 10/9 @BAL     | 3         | 35          | 11.7        | 27        | 0        |
| 10/16 PHI     | 4         | 55          | 13.8        | 35        | 0        |
| 10/23 @DET    | 5         | 35          | 7.0         | 12        | 0        |
| 10/30 @CIN    | 3         | 48          | 16.0        | 38        | 0        |
| 11/13 MIN     |           | Inactive    |             |           |          |
| 11/20 GB      | 4         | 51          | 12.8        | 17t       | 1        |
| 11/24 @DAL    | 4         | 118         | 29.5        | 67t       | 1        |
| 12/4 @ARI     | 1         | 59          | 59.0        | 59        | 0        |
| 12/11 @PHI    | 3         | 102         | 34.0        | 80t       | 1        |
| 12/19 CAR     | 7         | 111         | 15.9        | 23        | 0        |
| 12/24 @CHI    | 5         | 114         | 22.8        | 57        | 0        |
| 1/1 NYG       | 2         | 34          | 17.0        | 23        | 0        |
| <b>TOTALS</b> | <b>56</b> | <b>1005</b> | <b>17.9</b> | <b>80</b> | <b>4</b> |

2016 WASHINGTON REDSKINS STATISTICS

RECEIVING

84 Niles Paul

|               | REC             | YDS       | AVG.        | LG        | TD       |
|---------------|-----------------|-----------|-------------|-----------|----------|
| 9/12 PIT      | 0               | 0         | -           | 0         | 0        |
| 9/18 DAL      | 1               | 16        | 16.0        | 16        | 0        |
| 9/25 @NYG     | 0               | 0         | -           | 0         | 0        |
| 10/2 CLE      | 0               | 0         | -           | 0         | 0        |
| 10/9 @BAL     | 0               | 0         | -           | 0         | 0        |
| 10/16 PHI     | 0               | 0         | -           | 0         | 0        |
| 10/23 @DET    | 1               | 11        | 11.0        | 11        | 0        |
| 10/30 @CIN    | 0               | 0         | -           | 0         | 0        |
| 11/13 MIN     | Reserve/Injured |           |             |           |          |
| 11/20 GB      | Reserve/Injured |           |             |           |          |
| 11/24 @DAL    | Reserve/Injured |           |             |           |          |
| 12/4 @ARI     | Reserve/Injured |           |             |           |          |
| 12/11 @PHI    | Reserve/Injured |           |             |           |          |
| 12/19 CAR     | Reserve/Injured |           |             |           |          |
| 12/24 @CHI    | Reserve/Injured |           |             |           |          |
| 1/1 NYG       | Reserve/Injured |           |             |           |          |
| <b>TOTALS</b> | <b>2</b>        | <b>27</b> | <b>13.5</b> | <b>16</b> | <b>0</b> |

86 Jordan Reed

|               | REC       | YDS        | AVG.        | LG        | TD       |
|---------------|-----------|------------|-------------|-----------|----------|
| 9/12 PIT      | 7         | 64         | 9.1         | 14        | 0        |
| 9/18 DAL      | 5         | 70         | 14.0        | 25        | 0        |
| 9/25 @NYG     | 4         | 56         | 14.0        | 24        | 0        |
| 10/2 CLE      | 9         | 73         | 8.1         | 26        | 2        |
| 10/9 @BAL     | 8         | 53         | 6.6         | 16        | 0        |
| 10/16 PHI     | Inactive  |            |             |           |          |
| 10/23 @DET    | Inactive  |            |             |           |          |
| 10/30 @CIN    | 9         | 99         | 11.0        | 23        | 1        |
| 11/13 MIN     | 2         | 41         | 20.5        | 25        | 0        |
| 11/20 GB      | 5         | 79         | 15.8        | 28        | 0        |
| 11/24 @DAL    | 10        | 95         | 9.5         | 33        | 2        |
| 12/4 @ARI     | Inactive  |            |             |           |          |
| 12/11 @PHI    | 1         | 10         | 10.0        | 10        | 0        |
| 12/19 CAR     | 1         | 6          | 6.0         | 6         | 0        |
| 12/24 @CHI    | Inactive  |            |             |           |          |
| 1/1 NYG       | 5         | 40         | 8.0         | 21        | 1        |
| <b>TOTALS</b> | <b>66</b> | <b>686</b> | <b>10.4</b> | <b>33</b> | <b>6</b> |

19 Rashad Ross

|               | REC           | YDS      | AVG.       | LG       | TD       |
|---------------|---------------|----------|------------|----------|----------|
| 9/12 PIT      | Inactive      |          |            |          |          |
| 9/18 DAL      | Inactive      |          |            |          |          |
| 9/25 @NYG     | 0             | 0        | -          | 0        | 0        |
| 10/2 CLE      | 0             | 0        | -          | 0        | 0        |
| 10/9 @BAL     | 1             | 8        | 8.0        | 8        | 0        |
| 10/16 PHI     | 0             | 0        | -          | 0        | 0        |
| 10/23 @DET    | Inactive      |          |            |          |          |
| 10/30 @CIN    | Inactive      |          |            |          |          |
| 11/13 MIN     | 0             | 0        | -          | 0        | 0        |
| 11/20 GB      | Inactive      |          |            |          |          |
| 11/24 @DAL    | Inactive      |          |            |          |          |
| 12/4 @ARI     | Inactive      |          |            |          |          |
| 12/11 @PHI    | Inactive      |          |            |          |          |
| 12/19 CAR     | Inactive      |          |            |          |          |
| 12/24 @CHI    | Not With Team |          |            |          |          |
| 1/1 NYG       | Not With Team |          |            |          |          |
| <b>TOTALS</b> | <b>1</b>      | <b>8</b> | <b>8.0</b> | <b>8</b> | <b>0</b> |

31 Matt Jones

|               | REC      | YDS       | AVG.       | LG        | TD       |
|---------------|----------|-----------|------------|-----------|----------|
| 9/12 PIT      | 1        | 9         | 9.0        | 9         | 0        |
| 9/18 DAL      | 1        | 4         | 4.0        | 4         | 0        |
| 9/25 @NYG     | 2        | 14        | 7.0        | 8         | 0        |
| 10/2 CLE      | 2        | 21        | 10.5       | 16        | 0        |
| 10/9 @BAL     | 2        | 25        | 12.5       | 13        | 0        |
| 10/16 PHI     | 0        | 0         | -          | 0         | 0        |
| 10/23 @DET    | 0        | 0         | -          | 0         | 0        |
| 10/30 @CIN    | Inactive |           |            |           |          |
| 11/13 MIN     | Inactive |           |            |           |          |
| 11/20 GB      | Inactive |           |            |           |          |
| 11/24 @DAL    | Inactive |           |            |           |          |
| 12/4 @ARI     | Inactive |           |            |           |          |
| 12/11 @PHI    | Inactive |           |            |           |          |
| 12/19 CAR     | Inactive |           |            |           |          |
| 12/24 @CHI    | Inactive |           |            |           |          |
| 1/1 NYG       | Inactive |           |            |           |          |
| <b>TOTALS</b> | <b>8</b> | <b>73</b> | <b>9.1</b> | <b>16</b> | <b>0</b> |

25 Chris Thompson

|               | REC       | YDS        | AVG.       | LG        | TD       |
|---------------|-----------|------------|------------|-----------|----------|
| 9/12 PIT      | 2         | 16         | 8.0        | 11        | 0        |
| 9/18 DAL      | 3         | 57         | 19.0       | 38        | 0        |
| 9/25 @NYG     | 1         | -7         | -7.0       | -7        | 0        |
| 10/2 CLE      | 2         | 16         | 8.0        | 11        | 1        |
| 10/9 @BAL     | 4         | 33         | 8.3        | 10        | 0        |
| 10/16 PHI     | 3         | 29         | 9.7        | 13        | 0        |
| 10/23 @DET    | 7         | 40         | 5.7        | 11        | 0        |
| 10/30 @CIN    | 5         | 27         | 5.4        | 13        | 0        |
| 11/13 MIN     | 3         | 11         | 3.7        | 6         | 0        |
| 11/20 GB      | 1         | 9          | 9.0        | 9         | 0        |
| 11/24 @DAL    | 5         | 17         | 3.4        | 9         | 0        |
| 12/4 @ARI     | 1         | 21         | 21.0       | 21        | 0        |
| 12/11 @PHI    | 0         | 0          | -          | 0         | 0        |
| 12/19 CAR     | 5         | 26         | 5.2        | 9         | 0        |
| 12/24 @CHI    | 1         | 17         | 17.0       | 17t       | 1        |
| 1/1 NYG       | 6         | 37         | 6.2        | 11        | 0        |
| <b>TOTALS</b> | <b>49</b> | <b>349</b> | <b>7.1</b> | <b>38</b> | <b>2</b> |

47 Quinton Dunbar

|               | REC      | YDS       | AVG.        | LG        | TD       |
|---------------|----------|-----------|-------------|-----------|----------|
| 9/12 PIT      | 0        | 0         | -           | 0         | 0        |
| 9/18 DAL      | 0        | 0         | -           | 0         | 0        |
| 9/25 @NYG     | 1        | 31        | 31.0        | 31        | 0        |
| 10/2 CLE      | 0        | 0         | -           | 0         | 0        |
| 10/9 @BAL     | 0        | 0         | -           | 0         | 0        |
| 10/16 PHI     | 0        | 0         | -           | 0         | 0        |
| 10/23 @DET    | 0        | 0         | -           | 0         | 0        |
| 10/30 @CIN    | 0        | 0         | -           | 0         | 0        |
| 11/13 MIN     | 0        | 0         | -           | 0         | 0        |
| 11/20 GB      | 0        | 0         | -           | 0         | 0        |
| 11/24 @DAL    | 0        | 0         | -           | 0         | 0        |
| 12/4 @ARI     | 0        | 0         | -           | 0         | 0        |
| 12/11 @PHI    | 0        | 0         | -           | 0         | 0        |
| 12/19 CAR     | 0        | 0         | -           | 0         | 0        |
| 12/24 @CHI    | Inactive |           |             |           |          |
| 1/1 NYG       | Inactive |           |             |           |          |
| <b>TOTALS</b> | <b>1</b> | <b>31</b> | <b>31.0</b> | <b>31</b> | <b>0</b> |

2016 WASHINGTON REDSKINS STATISTICS

RECEIVING

32 Robert Kelley

|               | REC          | YDS       | AVG.       | LG       | TD       |
|---------------|--------------|-----------|------------|----------|----------|
| 9/12 PIT      | Did Not Play |           |            |          |          |
| 9/18 DAL      | 0            | 0         | -          | 0        | 0        |
| 9/25 @NYG     | 0            | 0         | -          | 0        | 0        |
| 10/2 CLE      | 0            | 0         | -          | 0        | 0        |
| 10/9 @BAL     | 0            | 0         | -          | 0        | 0        |
| 10/16 PHI     | 0            | 0         | -          | 0        | 0        |
| 10/23 @DET    | 1            | 1         | -          | 1t       | 1        |
| 10/30 @CIN    | 0            | 0         | -          | 0        | 0        |
| 11/13 MIN     | 1            | -2        | -2.0       | -2       | 0        |
| 11/20 GB      | 0            | 0         | -          | 0        | 0        |
| 11/24 @DAL    | 2            | 5         | 2.5        | 8        | 0        |
| 12/4 @ARI     | 0            | 0         | -          | 0        | 0        |
| 12/11 @PHI    | 2            | 25        | 12.5       | 14       | 0        |
| 12/19 CAR     | 4            | 47        | 11.8       | 22       | 0        |
| 12/24 @CHI    | 2            | 6         | 3.0        | 5        | 0        |
| 1/1 NYG       | 0            | 0         | -          | 0        | 0        |
| <b>TOTALS</b> | <b>12</b>    | <b>82</b> | <b>6.8</b> | <b>1</b> | <b>1</b> |

13 Maurice Harris

|               | REC            | YDS       | AVG.       | LG        | TD       |
|---------------|----------------|-----------|------------|-----------|----------|
| 9/12 PIT      | Practice Squad |           |            |           |          |
| 9/18 DAL      | Practice Squad |           |            |           |          |
| 9/25 @NYG     | Practice Squad |           |            |           |          |
| 10/2 CLE      | Practice Squad |           |            |           |          |
| 10/9 @BAL     | Practice Squad |           |            |           |          |
| 10/16 PHI     | Practice Squad |           |            |           |          |
| 10/23 @DET    | 0              | 0         | -          | 0         | 0        |
| 10/30 @CIN    | 0              | 0         | -          | 0         | 0        |
| 11/13 MIN     | 3              | 28        | 9.3        | 15        | 0        |
| 11/20 GB      | 1              | 14        | 14.0       | 14        | 0        |
| 11/24 @DAL    | 2              | 11        | 5.5        | 6         | 0        |
| 12/4 @ARI     | 1              | -2        | -2.0       | -2        | 0        |
| 12/11 @PHI    | 0              | 0         | -          | 0         | 0        |
| 12/19 CAR     | 0              | 0         | -          | 0         | 0        |
| 12/24 @CHI    | 0              | 0         | -          | 0         | 0        |
| 1/1 NYG       | 1              | 15        | 15.0       | 15        | 0        |
| <b>TOTALS</b> | <b>8</b>       | <b>66</b> | <b>8.3</b> | <b>15</b> | <b>0</b> |

89 Derek Carrier

|               | REC                          | YDS       | AVG.       | LG       | TD       |
|---------------|------------------------------|-----------|------------|----------|----------|
| 9/12 PIT      | Physically Unable to Perform |           |            |          |          |
| 9/18 DAL      | Physically Unable to Perform |           |            |          |          |
| 9/25 @NYG     | Physically Unable to Perform |           |            |          |          |
| 10/2 CLE      | Physically Unable to Perform |           |            |          |          |
| 10/9 @BAL     | Physically Unable to Perform |           |            |          |          |
| 10/16 PHI     | Physically Unable to Perform |           |            |          |          |
| 10/23 @DET    | Physically Unable to Perform |           |            |          |          |
| 10/30 @CIN    | Physically Unable to Perform |           |            |          |          |
| 11/13 MIN     | 0                            | 0         | -          | 0        | 0        |
| 11/20 GB      | 0                            | 0         | -          | 0        | 0        |
| 11/24 @DAL    | 1                            | 4         | 4.0        | 4        | 0        |
| 12/4 @ARI     | 1                            | 6         | 6.0        | 6        | 0        |
| 12/11 @PHI    | 0                            | 0         | -          | 0        | 0        |
| 12/19 CAR     | 0                            | 0         | -          | 0        | 0        |
| 12/24 @CHI    | 0                            | 0         | -          | 0        | 0        |
| 1/1 NYG       | 0                            | 0         | -          | 0        | 0        |
| <b>TOTALS</b> | <b>2</b>                     | <b>10</b> | <b>5.0</b> | <b>6</b> | <b>0</b> |

34 Mack Brown

|               | ATT            | YDS       | AVG.        | LG        | TD       |
|---------------|----------------|-----------|-------------|-----------|----------|
| 9/12 PIT      | Practice Squad |           |             |           |          |
| 9/18 DAL      | Practice Squad |           |             |           |          |
| 9/25 @NYG     | Practice Squad |           |             |           |          |
| 10/2 CLE      | Practice Squad |           |             |           |          |
| 10/9 @BAL     | Practice Squad |           |             |           |          |
| 10/16 PHI     | Practice Squad |           |             |           |          |
| 10/23 @DET    | Practice Squad |           |             |           |          |
| 10/30 @CIN    | 0              | 0         | -           | 0         | 0        |
| 11/13 MIN     | 0              | 0         | -           | 0         | 0        |
| 11/20 GB      | 0              | 0         | -           | 0         | 0        |
| 11/24 @DAL    | 0              | 0         | -           | 0         | 0        |
| 12/4 @ARI     | 0              | 0         | -           | 0         | 0        |
| 12/11 @PHI    | 0              | 0         | -           | 0         | 0        |
| 12/19 CAR     | 0              | 0         | -           | 0         | 0        |
| 12/24 @CHI    | 1              | -2        | -2.0        | -2        | 0        |
| 1/1 NYG       | 0              | 0         | -           | 0         | 0        |
| <b>TOTALS</b> | <b>1</b>       | <b>-2</b> | <b>-2.0</b> | <b>-2</b> | <b>0</b> |

**2016 WASHINGTON REDSKINS STATISTICS**

**DEFENSIVE LINE**

**92 Chris Baker**

|               | TOT       | SOLO      | ASST.     | SACKS/YDS       | PD       | INT.     | FR       | FF       |
|---------------|-----------|-----------|-----------|-----------------|----------|----------|----------|----------|
| 9/12 PIT      | 3         | 1         | 2         | 0/0             | 0        | 0        | 0        | 0        |
| 9/18 DAL      | 5         | 1         | 4         | 0/0             | 0        | 0        | 0        | 0        |
| 9/25 @NYG     | 3         | 3         | 0         | 1/12            | 0        | 0        | 0        | 1        |
| 10/2 CLE      | 4         | 2         | 2         | 0/0             | 0        | 0        | 0        | 0        |
| 10/9 @BAL     | 0         | 0         | 0         | 0/0             | 1        | 0        | 0        | 0        |
| 10/16 PHI     | 2         | 1         | 1         | 0/0             | 0        | 0        | 0        | 0        |
| 10/23 @DET    | 3         | 2         | 1         | 0/0             | 0        | 0        | 0        | 0        |
| 10/30 @CIN    | 5         | 5         | 0         | 1/9             | 0        | 0        | 0        | 1        |
| 11/13 MIN     | 2         | 1         | 1         | 0/0             | 0        | 0        | 0        | 0        |
| 11/20 GB      | 3         | 1         | 2         | 1/10            | 0        | 0        | 0        | 0        |
| 11/24 @DAL    | 3         | 2         | 1         | 0/0             | 0        | 0        | 0        | 0        |
| 12/4 @ARI     | 0         | 0         | 0         | 0/0             | 0        | 0        | 0        | 0        |
| 12/11 @PHI    | 3         | 2         | 1         | 0.5/4.5         | 0        | 0        | 0        | 0        |
| 12/19 CAR     | 4         | 4         | 0         | 0/0             | 0        | 0        | 0        | 0        |
| 12/24 @CHI    | 2         | 2         | 0         | 0/0             | 1        | 0        | 0        | 0        |
| 1/1 NYG       | 5         | 2         | 3         | 0/0             | 0        | 0        | 0        | 0        |
| <b>TOTALS</b> | <b>47</b> | <b>29</b> | <b>18</b> | <b>3.5/35.5</b> | <b>2</b> | <b>0</b> | <b>0</b> | <b>2</b> |

**64 Kedric Golston**

|               | TOT      | SOLO     | ASST.    | SACKS/YDS       | PD       | INT.     | FR       | FF       |
|---------------|----------|----------|----------|-----------------|----------|----------|----------|----------|
| 9/12 PIT      | 2        | 2        | 0        | 0/0             | 0        | 0        | 0        | 0        |
| 9/18 DAL      | 0        | 0        | 0        | 0/0             | 0        | 0        | 0        | 0        |
| 9/25 @NYG     |          |          |          | Reserve/Injured |          |          |          |          |
| 10/2 CLE      |          |          |          | Reserve/Injured |          |          |          |          |
| 10/9 @BAL     |          |          |          | Reserve/Injured |          |          |          |          |
| 10/16 PHI     |          |          |          | Reserve/Injured |          |          |          |          |
| 10/23 @DET    |          |          |          | Reserve/Injured |          |          |          |          |
| 10/30 @CIN    |          |          |          | Reserve/Injured |          |          |          |          |
| 11/13 MIN     |          |          |          | Reserve/Injured |          |          |          |          |
| 11/20 GB      |          |          |          | Reserve/Injured |          |          |          |          |
| 11/24 @DAL    |          |          |          | Reserve/Injured |          |          |          |          |
| 12/4 @ARI     |          |          |          | Reserve/Injured |          |          |          |          |
| 12/11 @PHI    |          |          |          | Reserve/Injured |          |          |          |          |
| 12/19 CAR     |          |          |          | Reserve/Injured |          |          |          |          |
| 12/24 @CHI    |          |          |          | Reserve/Injured |          |          |          |          |
| 1/1 NYG       |          |          |          | Reserve/Injured |          |          |          |          |
| <b>TOTALS</b> | <b>2</b> | <b>2</b> | <b>0</b> | <b>0/0</b>      | <b>0</b> | <b>0</b> | <b>0</b> | <b>0</b> |

**90 Ziggy Hood**

|               | TOT       | SOLO      | ASST.     | SACKS/YDS  | PD       | INT.     | FR       | FF       |
|---------------|-----------|-----------|-----------|------------|----------|----------|----------|----------|
| 9/12 PIT      | 2         | 1         | 1         | 0/0        | 0        | 0        | 0        | 0        |
| 9/18 DAL      | 1         | 1         | 0         | 0/0        | 0        | 0        | 0        | 0        |
| 9/25 @NYG     | 2         | 0         | 2         | 0/0        | 0        | 0        | 0        | 0        |
| 10/2 CLE      | 1         | 1         | 0         | 0/0        | 0        | 0        | 0        | 1        |
| 10/9 @BAL     | 2         | 1         | 1         | 1/8        | 0        | 0        | 0        | 0        |
| 10/16 PHI     | 1         | 0         | 1         | 0/0        | 1        | 0        | 0        | 0        |
| 10/23 @DET    | 2         | 1         | 1         | 0/0        | 0        | 0        | 0        | 0        |
| 10/30 @CIN    | 2         | 1         | 1         | 0/0        | 0        | 0        | 0        | 0        |
| 11/13 MIN     | 2         | 1         | 1         | 0/0        | 0        | 0        | 0        | 0        |
| 11/20 GB      | 1         | 1         | 0         | 0/0        | 0        | 0        | 0        | 0        |
| 11/24 @DAL    | 2         | 1         | 1         | 0/0        | 0        | 0        | 0        | 0        |
| 12/4 @ARI     | 5         | 5         | 0         | 0/0        | 1        | 0        | 0        | 0        |
| 12/11 @PHI    | 4         | 2         | 2         | 0/0        | 0        | 0        | 0        | 0        |
| 12/19 CAR     | 2         | 0         | 2         | 0/0        | 0        | 0        | 0        | 0        |
| 12/24 @CHI    | 1         | 0         | 1         | 0/0        | 0        | 0        | 0        | 0        |
| 1/1 NYG       | 3         | 1         | 2         | 0/0        | 1        | 0        | 0        | 0        |
| <b>TOTALS</b> | <b>33</b> | <b>17</b> | <b>16</b> | <b>1/8</b> | <b>3</b> | <b>0</b> | <b>0</b> | <b>1</b> |

**99 Ricky Jean Francois**

|               | TOT       | SOLO      | ASST.     | SACKS/YDS     | PD       | INT.     | FR       | FF       |
|---------------|-----------|-----------|-----------|---------------|----------|----------|----------|----------|
| 9/12 PIT      | 0         | 0         | 0         | 0/0           | 0        | 0        | 0        | 0        |
| 9/18 DAL      | 5         | 1         | 4         | 0.5/1         | 0        | 0        | 0        | 0        |
| 9/25 @NYG     | 2         | 1         | 1         | 0/0           | 0        | 0        | 0        | 0        |
| 10/2 CLE      | 1         | 1         | 0         | 0/0           | 0        | 0        | 0        | 0        |
| 10/9 @BAL     | 1         | 1         | 0         | 0/0           | 0        | 0        | 0        | 0        |
| 10/16 PHI     | 3         | 2         | 1         | 1/9           | 0        | 0        | 0        | 0        |
| 10/23 @DET    | 0         | 0         | 0         | 0/0           | 0        | 0        | 0        | 0        |
| 10/30 @CIN    | 1         | 1         | 0         | 0/0           | 0        | 0        | 0        | 0        |
| 11/13 MIN     | 3         | 0         | 3         | 0/0           | 0        | 0        | 0        | 0        |
| 11/20 GB      | 2         | 1         | 1         | 0/0           | 0        | 0        | 0        | 0        |
| 11/24 @DAL    | 1         | 0         | 1         | 0/0           | 0        | 0        | 0        | 0        |
| 12/4 @ARI     | 2         | 2         | 0         | 0/0           | 1        | 0        | 0        | 0        |
| 12/11 @PHI    | 2         | 2         | 0         | 0/0           | 0        | 0        | 0        | 0        |
| 12/19 CAR     | 1         | 0         | 1         | 0/0           | 0        | 0        | 0        | 0        |
| 12/24 @CHI    | 0         | 0         | 0         | 0/0           | 0        | 0        | 0        | 0        |
| 1/1 NYG       | 8         | 5         | 3         | 0/0           | 0        | 0        | 0        | 0        |
| <b>TOTALS</b> | <b>32</b> | <b>17</b> | <b>15</b> | <b>1.5/10</b> | <b>1</b> | <b>0</b> | <b>0</b> | <b>0</b> |

**72 Anthony Lanier II**

|               | TOT      | SOLO     | ASST.    | SACKS/YDS       | PD       | INT.     | FR       | FF       |
|---------------|----------|----------|----------|-----------------|----------|----------|----------|----------|
| 9/12 PIT      |          |          |          | Inactive        |          |          |          |          |
| 9/18 DAL      |          |          |          | Inactive        |          |          |          |          |
| 9/25 @NYG     |          |          |          | Inactive        |          |          |          |          |
| 10/2 CLE      |          |          |          | Inactive        |          |          |          |          |
| 10/9 @BAL     |          |          |          | Inactive        |          |          |          |          |
| 10/16 PHI     |          |          |          | Inactive        |          |          |          |          |
| 10/23 @DET    |          |          |          | Inactive        |          |          |          |          |
| 10/30 @CIN    | 0        | 0        | 0        | 0/0             | 0        | 0        | 1        | 0        |
| 11/13 MIN     | 0        | 0        | 0        | 0/0             | 0        | 0        | 0        | 0        |
| 11/20 GB      | 0        | 0        | 0        | 0/0             | 0        | 0        | 0        | 0        |
| 11/24 @DAL    | 0        | 0        | 0        | 0/0             | 0        | 0        | 0        | 0        |
| 12/4 @ARI     |          |          |          | Inactive        |          |          |          |          |
| 12/11 @PHI    |          |          |          | Inactive        |          |          |          |          |
| 12/19 CAR     |          |          |          | Reserve/Injured |          |          |          |          |
| 12/24 @CHI    |          |          |          | Reserve/Injured |          |          |          |          |
| 1/1 NYG       |          |          |          | Reserve/Injured |          |          |          |          |
| <b>TOTALS</b> | <b>0</b> | <b>0</b> | <b>0</b> | <b>0/0</b>      | <b>0</b> | <b>0</b> | <b>1</b> | <b>0</b> |

**93 Trent Murphy**

|               | TOT       | SOLO      | ASST.     | SACKS/YDS     | PD       | INT.     | FR       | FF       |
|---------------|-----------|-----------|-----------|---------------|----------|----------|----------|----------|
| 9/12 PIT      | 0         | 0         | 0         | 0/0           | 0        | 0        | 0        | 0        |
| 9/18 DAL      | 6         | 2         | 4         | 2/10          | 0        | 0        | 0        | 1        |
| 9/25 @NYG     | 4         | 1         | 3         | 1/1           | 0        | 0        | 0        | 1        |
| 10/2 CLE      | 5         | 5         | 0         | 1/6           | 0        | 0        | 0        | 0        |
| 10/9 @BAL     | 3         | 2         | 1         | 0.5/4         | 0        | 0        | 0        | 0        |
| 10/16 PHI     | 2         | 0         | 2         | 0.5/4.5       | 0        | 0        | 0        | 0        |
| 10/23 @DET    | 2         | 2         | 0         | 1/2           | 0        | 0        | 0        | 1        |
| 10/30 @CIN    | 2         | 2         | 0         | 0/0           | 0        | 0        | 0        | 0        |
| 11/13 MIN     | 3         | 2         | 1         | 1/7           | 0        | 0        | 0        | 0        |
| 11/20 GB      | 2         | 0         | 2         | 0/0           | 0        | 0        | 0        | 0        |
| 11/24 @DAL    | 2         | 1         | 1         | 0/0           | 0        | 0        | 0        | 0        |
| 12/4 @ARI     | 3         | 2         | 1         | 1/10          | 0        | 0        | 0        | 0        |
| 12/11 @PHI    | 2         | 2         | 0         | 0/0           | 0        | 0        | 1        | 0        |
| 12/19 CAR     | 5         | 2         | 3         | 1/10          | 0        | 0        | 0        | 0        |
| 12/24 @CHI    | 1         | 1         | 0         | 0/0           | 0        | 0        | 0        | 0        |
| 1/1 NYG       | 4         | 2         | 2         | 0/0           | 0        | 0        | 0        | 0        |
| <b>TOTALS</b> | <b>46</b> | <b>26</b> | <b>20</b> | <b>9/54.5</b> | <b>0</b> | <b>0</b> | <b>1</b> | <b>3</b> |



2016 WASHINGTON REDSKINS STATISTICS

DEFENSIVE LINE

97 Kendall Reyes

|               | TOT           | SOLO     | ASST.    | SACKS/YDS  | PD       | INT.     | FR       | FF       |
|---------------|---------------|----------|----------|------------|----------|----------|----------|----------|
| 9/12 PIT      | 2             | 1        | 1        | 0/0        | 0        | 0        | 0        | 0        |
| 9/18 DAL      | Inactive      |          |          |            |          |          |          |          |
| 9/25 @NYG     | Inactive      |          |          |            |          |          |          |          |
| 10/2 CLE      | 3             | 2        | 1        | 0/0        | 0        | 0        | 0        | 0        |
| 10/9 @BAL     | Not With Team |          |          |            |          |          |          |          |
| 10/16 PHI     | Not With Team |          |          |            |          |          |          |          |
| 10/23 @DET    | Not With Team |          |          |            |          |          |          |          |
| 10/30 @CIN    | Not With Team |          |          |            |          |          |          |          |
| 11/13 MIN     | Not With Team |          |          |            |          |          |          |          |
| 11/20 GB      | Not With Team |          |          |            |          |          |          |          |
| 11/24 @DAL    | Not With Team |          |          |            |          |          |          |          |
| 12/4 @ARI     | Not With Team |          |          |            |          |          |          |          |
| 12/11 @PHI    | Not With Team |          |          |            |          |          |          |          |
| 12/19 CAR     | Not With Team |          |          |            |          |          |          |          |
| 12/24 @CHI    | Not With Team |          |          |            |          |          |          |          |
| 1/1 NYG       | Not With Team |          |          |            |          |          |          |          |
| <b>TOTALS</b> | <b>5</b>      | <b>3</b> | <b>2</b> | <b>0/0</b> | <b>0</b> | <b>0</b> | <b>0</b> | <b>0</b> |

73 Cullen Jenkins

|               | TOT           | SOLO      | ASST.    | SACKS/YDS       | PD       | INT.     | FR       | FF       |
|---------------|---------------|-----------|----------|-----------------|----------|----------|----------|----------|
| 9/12 PIT      | Not With Team |           |          |                 |          |          |          |          |
| 9/18 DAL      | 1             | 1         | 0        | 0/0             | 0        | 0        | 0        | 0        |
| 9/25 @NYG     | 2             | 2         | 0        | 0/0             | 0        | 0        | 0        | 0        |
| 10/2 CLE      | 1             | 1         | 0        | 0/0             | 0        | 0        | 0        | 0        |
| 10/9 @BAL     | 0             | 0         | 0        | 0/0             | 0        | 0        | 0        | 0        |
| 10/16 PHI     | 2             | 1         | 1        | 0/0             | 0        | 0        | 0        | 0        |
| 10/23 @DET    | 2             | 1         | 1        | 0/0             | 0        | 0        | 0        | 0        |
| 10/30 @CIN    | 1             | 0         | 1        | 0/0             | 0        | 0        | 0        | 0        |
| 11/13 MIN     | 0             | 0         | 0        | 0/0             | 0        | 0        | 0        | 0        |
| 11/20 GB      | 2             | 0         | 2        | 0/0             | 0        | 0        | 0        | 0        |
| 11/24 @DAL    | 0             | 0         | 0        | 0/0             | 0        | 0        | 0        | 0        |
| 12/4 @ARI     | 1             | 1         | 0        | 0/0             | 0        | 0        | 0        | 0        |
| 12/11 @PHI    | 1             | 1         | 0        | 0.5/4.5         | 0        | 0        | 0        | 0        |
| 12/19 CAR     | 1             | 0         | 1        | 0/0             | 0        | 0        | 0        | 0        |
| 12/24 @CHI    | 1             | 1         | 0        | 0/0             | 0        | 0        | 0        | 0        |
| 1/1 NYG       | 1             | 1         | 0        | 1/9             | 0        | 0        | 0        | 0        |
| <b>TOTALS</b> | <b>16</b>     | <b>10</b> | <b>6</b> | <b>1.5/13.5</b> | <b>0</b> | <b>0</b> | <b>0</b> | <b>0</b> |

98 Matt Ioannidis

|               | TOT            | SOLO     | ASST.    | SACKS/YDS  | PD       | INT.     | FR       | FF       |
|---------------|----------------|----------|----------|------------|----------|----------|----------|----------|
| 9/12 PIT      | Practice Squad |          |          |            |          |          |          |          |
| 9/18 DAL      | Practice Squad |          |          |            |          |          |          |          |
| 9/25 @NYG     | 0              | 0        | 0        | 0/0        | 0        | 0        | 0        | 0        |
| 10/2 CLE      | 0              | 0        | 0        | 0/0        | 0        | 0        | 0        | 0        |
| 10/9 @BAL     | 2              | 1        | 1        | 0/0        | 0        | 0        | 0        | 0        |
| 10/16 PHI     | 0              | 0        | 1        | 0/0        | 0        | 0        | 0        | 0        |
| 10/23 @DET    | 1              | 1        | 0        | 0/0        | 0        | 0        | 0        | 0        |
| 10/30 @CIN    | Inactive       |          |          |            |          |          |          |          |
| 11/13 MIN     | Inactive       |          |          |            |          |          |          |          |
| 11/20 GB      | Inactive       |          |          |            |          |          |          |          |
| 11/24 @DAL    | Inactive       |          |          |            |          |          |          |          |
| 12/4 @ARI     | 0              | 0        | 0        | 0/0        | 0        | 0        | 0        | 0        |
| 12/11 @PHI    | 2              | 2        | 0        | 0/0        | 0        | 0        | 0        | 0        |
| 12/19 CAR     | 1              | 1        | 0        | 0/0        | 0        | 0        | 0        | 0        |
| 12/24 @CHI    | 0              | 0        | 0        | 0/0        | 0        | 0        | 0        | 0        |
| 1/1 NYG       | 1              | 1        | 0        | 0/0        | 0        | 0        | 0        | 0        |
| <b>TOTALS</b> | <b>8</b>       | <b>6</b> | <b>2</b> | <b>0/0</b> | <b>0</b> | <b>0</b> | <b>0</b> | <b>0</b> |

2016 WASHINGTON REDSKINS STATISTICS

LINEBACKERS

96 Houston Bates

|               | TOT             | SOLO     | ASST.    | SACKS/YDS  | PD       | INT.     | FR       | FF       |
|---------------|-----------------|----------|----------|------------|----------|----------|----------|----------|
| 9/12 PIT      | 0               | 0        | 0        | 0/0        | 0        | 0        | 0        | 0        |
| 9/18 DAL      | 0               | 0        | 0        | 0/0        | 0        | 0        | 0        | 0        |
| 9/25 @NYG     | 0               | 0        | 0        | 0/0        | 0        | 0        | 0        | 0        |
| 10/2 CLE      | 1               | 0        | 1        | 0/0        | 0        | 0        | 0        | 0        |
| 10/9 @BAL     | 0               | 0        | 0        | 0/0        | 0        | 0        | 0        | 0        |
| 10/16 PHI     | 0               | 0        | 0        | 0/0        | 0        | 0        | 0        | 0        |
| 10/23 @DET    | 0               | 0        | 0        | 0/0        | 0        | 0        | 0        | 0        |
| 10/30 @CIN    | 0               | 0        | 0        | 0/0        | 0        | 0        | 0        | 0        |
| 11/13 MIN     | 0               | 0        | 0        | 0/0        | 0        | 0        | 0        | 0        |
| 11/20 GB      | 0               | 0        | 0        | 0/0        | 0        | 0        | 0        | 0        |
| 11/24 @DAL    | 0               | 0        | 0        | 0/0        | 0        | 0        | 0        | 0        |
| 12/4 @ARI     | 0               | 0        | 0        | 0/0        | 0        | 0        | 0        | 0        |
| 12/11 @PHI    | 0               | 0        | 0        | 0/0        | 0        | 0        | 0        | 0        |
| 12/19 CAR     | 0               | 0        | 0        | 0/0        | 0        | 0        | 0        | 0        |
| 12/24 @CHI    | Reserve/Injured |          |          |            |          |          |          |          |
| 1/1 NYG       | Reserve/Injured |          |          |            |          |          |          |          |
| <b>TOTALS</b> | <b>1</b>        | <b>0</b> | <b>1</b> | <b>0/0</b> | <b>0</b> | <b>0</b> | <b>0</b> | <b>0</b> |

51 Will Compton

|               | TOT        | SOLO      | ASST.     | SACKS/YDS  | PD       | INT.     | FR       | FF       |
|---------------|------------|-----------|-----------|------------|----------|----------|----------|----------|
| 9/12 PIT      | 13         | 5         | 8         | 0/0        | 0        | 0        | 0        | 0        |
| 9/18 DAL      | 10         | 4         | 6         | 0/0        | 1        | 0        | 0        | 0        |
| 9/25 @NYG     | 2          | 1         | 1         | 0/0        | 1        | 0        | 0        | 0        |
| 10/2 CLE      | 11         | 5         | 6         | 0/0        | 0        | 0        | 1        | 1        |
| 10/9 @BAL     | 9          | 8         | 1         | 0/0        | 0        | 0        | 0        | 0        |
| 10/16 PHI     | 6          | 3         | 3         | 0/0        | 1        | 0        | 0        | 0        |
| 10/23 @DET    | 7          | 5         | 2         | 0/0        | 1        | 0        | 0        | 0        |
| 10/30 @CIN    | 10         | 8         | 2         | 0/0        | 1        | 1        | 0        | 0        |
| 11/13 MIN     | 8          | 1         | 7         | 0/0        | 0        | 0        | 0        | 0        |
| 11/20 GB      | 9          | 6         | 3         | 0/0        | 0        | 0        | 1        | 0        |
| 11/24 @DAL    | 4          | 2         | 2         | 0/0        | 0        | 0        | 0        | 0        |
| 12/4 @ARI     | 6          | 6         | 0         | 0/0        | 0        | 0        | 0        | 0        |
| 12/11 @PHI    | 4          | 3         | 1         | 0/0        | 0        | 0        | 0        | 0        |
| 12/19 CAR     | Inactive   |           |           |            |          |          |          |          |
| 12/24 @CHI    | 2          | 2         | 0         | 0/0        | 0        | 0        | 0        | 0        |
| 1/1 NYG       | 3          | 1         | 2         | 0/0        | 0        | 0        | 0        | 0        |
| <b>TOTALS</b> | <b>104</b> | <b>60</b> | <b>44</b> | <b>0/0</b> | <b>5</b> | <b>1</b> | <b>2</b> | <b>1</b> |

54 Mason Foster

|               | TOT        | SOLO      | ASST.     | SACKS/YDS  | PD       | INT.     | FR       | FF       |
|---------------|------------|-----------|-----------|------------|----------|----------|----------|----------|
| 9/12 PIT      | 14         | 9         | 5         | 0/0        | 0        | 0        | 0        | 0        |
| 9/18 DAL      | 10         | 4         | 6         | 0/0        | 0        | 0        | 0        | 0        |
| 9/25 @NYG     | 5          | 5         | 0         | 0/0        | 0        | 0        | 0        | 0        |
| 10/2 CLE      | 5          | 3         | 2         | 0/0        | 0        | 0        | 0        | 0        |
| 10/9 @BAL     | 7          | 7         | 0         | 0/0        | 0        | 0        | 0        | 0        |
| 10/16 PHI     | 5          | 3         | 2         | 0/0        | 0        | 0        | 0        | 0        |
| 10/23 @DET    | 5          | 2         | 3         | 0/0        | 1        | 0        | 0        | 0        |
| 10/30 @CIN    | 4          | 3         | 1         | 0/0        | 0        | 0        | 0        | 1        |
| 11/13 MIN     | 9          | 6         | 3         | 0/0        | 1        | 0        | 0        | 0        |
| 11/20 GB      | 0          | 0         | 0         | 0/0        | 0        | 0        | 0        | 0        |
| 11/24 @DAL    | 5          | 3         | 2         | 0/0        | 0        | 0        | 0        | 0        |
| 12/4 @ARI     | 4          | 2         | 2         | 0/0        | 0        | 0        | 0        | 0        |
| 12/11 @PHI    | 12         | 12        | 0         | 1/1        | 0        | 0        | 0        | 0        |
| 12/19 CAR     | 13         | 7         | 6         | 0/0        | 0        | 0        | 0        | 0        |
| 12/24 @CHI    | 8          | 7         | 1         | 0/0        | 1        | 0        | 0        | 0        |
| 1/1 NYG       | 17         | 15        | 2         | 0/0        | 1        | 0        | 0        | 0        |
| <b>TOTALS</b> | <b>123</b> | <b>88</b> | <b>35</b> | <b>0/0</b> | <b>4</b> | <b>0</b> | <b>0</b> | <b>1</b> |

52 Terence Garvin

|               | TOT      | SOLO     | ASST.    | SACKS/YDS    | PD       | INT.     | FR       | FF       |
|---------------|----------|----------|----------|--------------|----------|----------|----------|----------|
| 9/12 PIT      | 0        | 0        | 0        | 0/0          | 0        | 0        | 0        | 0        |
| 9/18 DAL      | 0        | 0        | 0        | 0/0          | 0        | 0        | 0        | 0        |
| 9/25 @NYG     | 0        | 0        | 0        | 0/0          | 0        | 0        | 0        | 0        |
| 10/2 CLE      | 0        | 0        | 0        | 0/0          | 0        | 0        | 0        | 0        |
| 10/9 @BAL     | 2        | 1        | 1        | 0.5/4        | 0        | 0        | 0        | 0        |
| 10/16 PHI     | 1        | 0        | 1        | 0/0          | 0        | 0        | 0        | 0        |
| 10/23 @DET    | 0        | 0        | 0        | 0/0          | 0        | 0        | 0        | 0        |
| 10/30 @CIN    | 0        | 0        | 0        | 0/0          | 0        | 0        | 0        | 0        |
| 11/13 MIN     | 0        | 0        | 0        | 0/0          | 0        | 0        | 0        | 0        |
| 11/20 GB      | 0        | 0        | 0        | 0/0          | 0        | 0        | 0        | 0        |
| 11/24 @DAL    | 0        | 0        | 0        | 0/0          | 0        | 0        | 0        | 0        |
| 12/4 @ARI     | 0        | 0        | 0        | 0/0          | 0        | 0        | 0        | 0        |
| 12/11 @PHI    | 0        | 0        | 0        | 0/0          | 0        | 0        | 0        | 0        |
| 12/19 CAR     | 0        | 0        | 0        | 0/0          | 0        | 0        | 0        | 0        |
| 12/24 @CHI    | 5        | 5        | 0        | 0/0          | 0        | 0        | 0        | 0        |
| 1/1 NYG       | 0        | 0        | 0        | 0/0          | 0        | 0        | 0        | 0        |
| <b>TOTALS</b> | <b>8</b> | <b>6</b> | <b>2</b> | <b>0.5/4</b> | <b>0</b> | <b>0</b> | <b>0</b> | <b>0</b> |

91 Ryan Kerrigan

|               | TOT       | SOLO      | ASST.    | SACKS/YDS    | PD       | INT.     | FR       | FF       |
|---------------|-----------|-----------|----------|--------------|----------|----------|----------|----------|
| 9/12 PIT      | 2         | 2         | 0        | 1/10         | 0        | 0        | 0        | 1        |
| 9/18 DAL      | 3         | 3         | 0        | 0.5/1        | 0        | 0        | 0        | 0        |
| 9/25 @NYG     | 4         | 4         | 0        | 0/0          | 0        | 0        | 0        | 0        |
| 10/2 CLE      | 0         | 0         | 0        | 0/0          | 0        | 0        | 0        | 0        |
| 10/9 @BAL     | 1         | 1         | 0        | 1/6          | 0        | 0        | 0        | 0        |
| 10/16 PHI     | 4         | 3         | 1        | 2.5/14       | 0        | 0        | 0        | 0        |
| 10/23 @DET    | 1         | 1         | 0        | 1/8          | 0        | 0        | 0        | 0        |
| 10/30 @CIN    | 3         | 3         | 0        | 1/8          | 1        | 0        | 0        | 0        |
| 11/13 MIN     | 3         | 1         | 2        | 0/0          | 0        | 0        | 0        | 0        |
| 11/20 GB      | 1         | 1         | 0        | 1/10         | 0        | 0        | 0        | 0        |
| 11/24 @DAL    | 5         | 2         | 3        | 1/5          | 0        | 0        | 0        | 0        |
| 12/4 @ARI     | 2         | 2         | 0        | 1/9          | 1        | 0        | 0        | 0        |
| 12/11 @PHI    | 2         | 2         | 0        | 1/13         | 0        | 0        | 0        | 1        |
| 12/19 CAR     | 2         | 1         | 1        | 0/0          | 0        | 0        | 0        | 0        |
| 12/24 @CHI    | 0         | 0         | 0        | 0/0          | 0        | 0        | 0        | 0        |
| 1/1 NYG       | 0         | 0         | 0        | 0/0          | 0        | 0        | 0        | 0        |
| <b>TOTALS</b> | <b>33</b> | <b>26</b> | <b>7</b> | <b>11/84</b> | <b>2</b> | <b>0</b> | <b>0</b> | <b>2</b> |

94 Preston Smith

|               | TOT       | SOLO      | ASST.     | SACKS/YDS     | PD       | INT.     | FR       | FF       |
|---------------|-----------|-----------|-----------|---------------|----------|----------|----------|----------|
| 9/12 PIT      | 3         | 0         | 3         | 0/0           | 0        | 0        | 0        | 0        |
| 9/18 DAL      | 1         | 0         | 1         | 0.5/2.5       | 0        | 0        | 0        | 0        |
| 9/25 @NYG     | 5         | 4         | 1         | 0/0           | 1        | 0        | 0        | 0        |
| 10/2 CLE      | 4         | 3         | 1         | 0/0           | 0        | 0        | 0        | 0        |
| 10/9 @BAL     | 1         | 1         | 0         | 0/0           | 0        | 0        | 0        | 0        |
| 10/16 PHI     | 2         | 1         | 1         | 0.5/4.5       | 0        | 0        | 0        | 0        |
| 10/23 @DET    | 2         | 2         | 0         | 1/6           | 0        | 0        | 0        | 0        |
| 10/30 @CIN    | 3         | 3         | 0         | 0/0           | 0        | 0        | 0        | 0        |
| 11/13 MIN     | 4         | 2         | 2         | 2/16          | 1        | 1        | 0        | 0        |
| 11/20 GB      | 2         | 1         | 1         | 0/0           | 0        | 0        | 0        | 0        |
| 11/24 @DAL    | 0         | 0         | 0         | 0/0           | 0        | 0        | 0        | 0        |
| 12/4 @ARI     | 2         | 2         | 0         | 0/0           | 0        | 0        | 0        | 0        |
| 12/11 @PHI    | 1         | 0         | 1         | 0/0           | 0        | 0        | 0        | 0        |
| 12/19 CAR     | 3         | 1         | 2         | 0/0           | 1        | 0        | 0        | 0        |
| 12/24 @CHI    | 1         | 1         | 0         | 1/5           | 0        | 0        | 0        | 0        |
| 1/1 NYG       | 4         | 1         | 3         | 0/0           | 0        | 0        | 0        | 0        |
| <b>TOTALS</b> | <b>38</b> | <b>22</b> | <b>16</b> | <b>5.0/34</b> | <b>3</b> | <b>1</b> | <b>0</b> | <b>0</b> |

2016 WASHINGTON REDSKINS STATISTICS

LINEBACKERS

50 Martrell Spaight

48 Lynden Trail

|               | TOT       | SOLO      | ASST.    | SACKS/YDS  | PD       | INT.     | FR       | FF       |               | TOT            | SOLO     | ASST.    | SACKS/YDS  | PD       | INT.     | FR       | FF       |
|---------------|-----------|-----------|----------|------------|----------|----------|----------|----------|---------------|----------------|----------|----------|------------|----------|----------|----------|----------|
| 9/12 PIT      | 0         | 0         | 0        | 0/0        | 0        | 0        | 0        | 0        | 9/12 PIT      | Practice Squad |          |          |            |          |          |          |          |
| 9/18 DAL      | Inactive  |           |          |            |          |          |          |          | 9/18 DAL      | Practice Squad |          |          |            |          |          |          |          |
| 9/25 @NYG     | Inactive  |           |          |            |          |          |          |          | 9/25 @NYG     | Not With Team  |          |          |            |          |          |          |          |
| 10/2 CLE      | 0         | 0         | 0        | 0/0        | 0        | 0        | 0        | 0        | 10/2 CLE      | Not With Team  |          |          |            |          |          |          |          |
| 10/9 @BAL     | 0         | 0         | 0        | 0/0        | 0        | 0        | 0        | 0        | 10/9 @BAL     | Not With Team  |          |          |            |          |          |          |          |
| 10/16 PHI     | 0         | 0         | 0        | 0/0        | 0        | 0        | 0        | 0        | 10/16 PHI     | Not With Team  |          |          |            |          |          |          |          |
| 10/23 @DET    | 0         | 0         | 0        | 0/0        | 0        | 0        | 0        | 0        | 10/23 @DET    | Not With Team  |          |          |            |          |          |          |          |
| 10/30 @CIN    | 0         | 0         | 0        | 0/0        | 0        | 0        | 0        | 0        | 10/30 @CIN    | Not With Team  |          |          |            |          |          |          |          |
| 11/13 MIN     | 0         | 0         | 0        | 0/0        | 0        | 0        | 0        | 0        | 11/13 MIN     | Not With Team  |          |          |            |          |          |          |          |
| 11/20 GB      | 1         | 0         | 1        | 0/0        | 1        | 1        | 0        | 0        | 11/20 GB      | Not With Team  |          |          |            |          |          |          |          |
| 11/24 @DAL    | 0         | 0         | 0        | 0/0        | 0        | 0        | 0        | 0        | 11/24 @DAL    | Not With Team  |          |          |            |          |          |          |          |
| 12/4 @ARI     | 0         | 0         | 0        | 0/0        | 0        | 0        | 0        | 0        | 12/4 @ARI     | Not With Team  |          |          |            |          |          |          |          |
| 12/11 @PHI    | 1         | 1         | 0        | 0/0        | 0        | 0        | 0        | 0        | 12/11 @PHI    | Not With Team  |          |          |            |          |          |          |          |
| 12/19 CAR     | 13        | 9         | 4        | 0/0        | 0        | 0        | 0        | 0        | 12/19 CAR     | Not With Team  |          |          |            |          |          |          |          |
| 12/24 @CHI    | 3         | 3         | 0        | 0/0        | 0        | 0        | 0        | 0        | 12/24 @CHI    | 1              | 1        | 0        | 0/0        | 1        | 0        | 0        | 0        |
| 1/1 NYG       | 0         | 0         | 0        | 0/0        | 0        | 0        | 0        | 0        | 1/1 NYG       | 1              | 0        | 1        | 0/0        | 0        | 0        | 0        | 0        |
| <b>TOTALS</b> | <b>18</b> | <b>13</b> | <b>5</b> | <b>0/0</b> | <b>1</b> | <b>1</b> | <b>0</b> | <b>0</b> | <b>TOTALS</b> | <b>2</b>       | <b>1</b> | <b>1</b> | <b>0/0</b> | <b>1</b> | <b>0</b> | <b>0</b> | <b>0</b> |

2016 WASHINGTON REDSKINS STATISTICS

DEFENSIVE BACKS

41 Will Blackmon

|               | TOT       | SOLO      | ASST.     | SACKS/YDS    | PD       | INT.     | FR       | FF       |
|---------------|-----------|-----------|-----------|--------------|----------|----------|----------|----------|
| 9/12 PIT      | 0         | 0         | 0         | 0/0          | 0        | 0        | 0        | 0        |
| 9/18 DAL      | 1         | 0         | 1         | 0/0          | 0        | 0        | 0        | 0        |
| 9/25 @NYG     | 2         | 1         | 1         | 0/0          | 0        | 0        | 0        | 1        |
| 10/2 CLE      | 7         | 4         | 3         | 0/0          | 0        | 0        | 0        | 0        |
| 10/9 @BAL     | 2         | 2         | 0         | 0/0          | 0        | 0        | 0        | 0        |
| 10/16 PHI     | 6         | 2         | 4         | 0.5/2        | 0        | 0        | 0        | 0        |
| 10/23 @DET    | 4         | 3         | 1         | 0/0          | 2        | 0        | 0        | 0        |
| 10/30 @CIN    | 0         | 0         | 0         | 0/0          | 0        | 0        | 0        | 0        |
| 11/13 MIN     | 4         | 3         | 1         | 0/0          | 0        | 0        | 0        | 0        |
| 11/20 GB      | 2         | 2         | 0         | 0/0          | 0        | 0        | 0        | 0        |
| 11/24 @DAL    | 0         | 0         | 0         | 0/0          | 0        | 0        | 0        | 0        |
| 12/4 @ARI     | 4         | 4         | 0         | 0/0          | 0        | 0        | 0        | 0        |
| 12/11 @PHI    | Inactive  |           |           |              |          |          |          |          |
| 12/19 CAR     | 0         | 0         | 0         | 0/0          | 0        | 0        | 0        | 0        |
| 12/24 @CHI    | 1         | 1         | 0         | 0/0          | 1        | 1        | 0        | 0        |
| 1/1 NYG       | 6         | 2         | 4         | 0/0          | 0        | 0        | 0        | 0        |
| <b>TOTALS</b> | <b>39</b> | <b>24</b> | <b>15</b> | <b>0.5/2</b> | <b>3</b> | <b>1</b> | <b>0</b> | <b>1</b> |

26 Bashaud Breeland

|               | TOT       | SOLO      | ASST.     | SACKS/YDS  | PD        | INT.     | FR       | FF       |
|---------------|-----------|-----------|-----------|------------|-----------|----------|----------|----------|
| 9/12 PIT      | 9         | 6         | 3         | 0/0        | 1         | 1        | 0        | 0        |
| 9/18 DAL      | 10        | 9         | 1         | 0/0        | 2         | 0        | 0        | 0        |
| 9/25 @NYG     | 0         | 0         | 0         | 0/0        | 0         | 0        | 0        | 0        |
| 10/2 CLE      | Inactive  |           |           |            |           |          |          |          |
| 10/9 @BAL     | Inactive  |           |           |            |           |          |          |          |
| 10/16 PHI     | 4         | 2         | 2         | 0/0        | 0         | 0        | 0        | 0        |
| 10/23 @DET    | 3         | 3         | 0         | 0/0        | 1         | 0        | 0        | 0        |
| 10/30 @CIN    | 3         | 3         | 0         | 0/0        | 0         | 0        | 0        | 0        |
| 11/13 MIN     | 6         | 5         | 1         | 0/0        | 0         | 0        | 0        | 0        |
| 11/20 GB      | 8         | 7         | 1         | 0/0        | 1         | 0        | 0        | 0        |
| 11/24 @DAL    | 4         | 3         | 1         | 0/0        | 0         | 0        | 0        | 0        |
| 12/4 @ARI     | 6         | 5         | 1         | 0/0        | 1         | 0        | 0        | 1        |
| 12/11 @PHI    | 7         | 7         | 0         | 1/3        | 0         | 0        | 0        | 1        |
| 12/19 CAR     | 4         | 3         | 1         | 0/0        | 3         | 0        | 0        | 0        |
| 12/24 @CHI    | 2         | 2         | 0         | 0/0        | 2         | 2        | 0        | 0        |
| 1/1 NYG       | 5         | 5         | 0         | 0/0        | 0         | 0        | 0        | 0        |
| <b>TOTALS</b> | <b>71</b> | <b>60</b> | <b>11</b> | <b>1/3</b> | <b>11</b> | <b>3</b> | <b>0</b> | <b>2</b> |

30 David Bruton Jr.

|               | TOT             | SOLO      | ASST.    | SACKS/YDS  | PD       | INT.     | FR       | FF       |
|---------------|-----------------|-----------|----------|------------|----------|----------|----------|----------|
| 9/12 PIT      | 8               | 4         | 4        | 0/0        | 1        | 0        | 0        | 0        |
| 9/18 DAL      | 6               | 5         | 1        | 1/2        | 0        | 0        | 0        | 0        |
| 9/25 @NYG     | 9               | 8         | 1        | 0/0        | 1        | 0        | 0        | 0        |
| 10/2 CLE      | 4               | 3         | 1        | 0/0        | 0        | 0        | 0        | 0        |
| 10/9 @BAL     | Reserve/Injured |           |          |            |          |          |          |          |
| 10/16 PHI     | Reserve/Injured |           |          |            |          |          |          |          |
| 10/23 @DET    | Reserve/Injured |           |          |            |          |          |          |          |
| 10/30 @CIN    | Reserve/Injured |           |          |            |          |          |          |          |
| 11/13 MIN     | Reserve/Injured |           |          |            |          |          |          |          |
| 11/20 GB      | Reserve/Injured |           |          |            |          |          |          |          |
| 11/24 @DAL    | Reserve/Injured |           |          |            |          |          |          |          |
| 12/4 @ARI     | Not With Team   |           |          |            |          |          |          |          |
| 12/11 @PHI    | Not With Team   |           |          |            |          |          |          |          |
| 12/19 CAR     | Not With Team   |           |          |            |          |          |          |          |
| 12/24 @CHI    | Not With Team   |           |          |            |          |          |          |          |
| 1/1 NYG       | Not With Team   |           |          |            |          |          |          |          |
| <b>TOTALS</b> | <b>27</b>       | <b>20</b> | <b>7</b> | <b>1/2</b> | <b>2</b> | <b>0</b> | <b>0</b> | <b>0</b> |

36 Su'a Cravens

|               | TOT       | SOLO      | ASST.     | SACKS/YDS  | PD       | INT.     | FR       | FF       |
|---------------|-----------|-----------|-----------|------------|----------|----------|----------|----------|
| 9/12 PIT      | 4         | 3         | 1         | 0/0        | 0        | 0        | 0        | 0        |
| 9/18 DAL      | 3         | 2         | 1         | 0/0        | 0        | 0        | 0        | 0        |
| 9/25 @NYG     | 3         | 1         | 2         | 0/0        | 2        | 1        | 0        | 0        |
| 10/2 CLE      | 3         | 2         | 1         | 0/0        | 1        | 0        | 0        | 0        |
| 10/9 @BAL     | Inactive  |           |           |            |          |          |          |          |
| 10/16 PHI     | Inactive  |           |           |            |          |          |          |          |
| 10/23 @DET    | 1         | 1         | 0         | 0/0        | 0        | 0        | 0        | 0        |
| 10/30 @CIN    | 2         | 2         | 0         | 1/4        | 1        | 0        | 0        | 0        |
| 11/13 MIN     | 5         | 2         | 3         | 0/0        | 0        | 0        | 0        | 0        |
| 11/20 GB      | 5         | 3         | 2         | 0/0        | 1        | 0        | 0        | 0        |
| 11/24 @DAL    | 2         | 2         | 0         | 0/0        | 0        | 0        | 0        | 0        |
| 12/4 @ARI     | 4         | 4         | 0         | 0/0        | 0        | 0        | 0        | 0        |
| 12/11 @PHI    | 1         | 1         | 0         | 0/0        | 0        | 0        | 0        | 0        |
| 12/19 CAR     | Inactive  |           |           |            |          |          |          |          |
| 12/24 @CHI    | Inactive  |           |           |            |          |          |          |          |
| 1/1 NYG       | Inactive  |           |           |            |          |          |          |          |
| <b>TOTALS</b> | <b>33</b> | <b>23</b> | <b>10</b> | <b>1/4</b> | <b>5</b> | <b>1</b> | <b>0</b> | <b>0</b> |

47 Quinton Dunbar

|               | TOT       | SOLO      | ASST.    | SACKS/YDS  | PD       | INT.     | FR       | FF       |
|---------------|-----------|-----------|----------|------------|----------|----------|----------|----------|
| 9/12 PIT      | 0         | 0         | 0        | 0/0        | 0        | 0        | 0        | 0        |
| 9/18 DAL      | 0         | 0         | 0        | 0/0        | 0        | 0        | 0        | 0        |
| 9/25 @NYG     | 3         | 3         | 0        | 0/0        | 1        | 1        | 0        | 0        |
| 10/2 CLE      | 3         | 2         | 1        | 0/0        | 0        | 0        | 1        | 0        |
| 10/9 @BAL     | 5         | 5         | 0        | 0/0        | 0        | 0        | 0        | 0        |
| 10/16 PHI     | 1         | 1         | 0        | 0/0        | 0        | 0        | 0        | 0        |
| 10/23 @DET    | 3         | 2         | 1        | 0/0        | 0        | 0        | 0        | 0        |
| 10/30 @CIN    | 2         | 2         | 0        | 0/0        | 0        | 0        | 0        | 0        |
| 11/13 MIN     | 1         | 1         | 0        | 0/0        | 0        | 0        | 0        | 0        |
| 11/20 GB      | 0         | 0         | 0        | 0/0        | 0        | 0        | 0        | 0        |
| 11/24 @DAL    | 1         | 1         | 0        | 0/0        | 0        | 0        | 0        | 0        |
| 12/4 @ARI     | 0         | 0         | 0        | 0/0        | 2        | 0        | 0        | 0        |
| 12/11 @PHI    | 5         | 5         | 0        | 0/0        | 0        | 0        | 0        | 0        |
| 12/19 CAR     | 1         | 1         | 0        | 1/0        | 2        | 0        | 0        | 0        |
| 12/24 @CHI    | Inactive  |           |          |            |          |          |          |          |
| 1/1 NYG       | Inactive  |           |          |            |          |          |          |          |
| <b>TOTALS</b> | <b>25</b> | <b>23</b> | <b>2</b> | <b>1/0</b> | <b>5</b> | <b>1</b> | <b>1</b> | <b>0</b> |

22 Deshaazor Everett

|               | TOT      | SOLO     | ASST.    | SACKS/YDS  | PD       | INT.     | FR       | FF       |
|---------------|----------|----------|----------|------------|----------|----------|----------|----------|
| 9/12 PIT      | 0        | 0        | 0        | 0/0        | 0        | 0        | 0        | 0        |
| 9/18 DAL      | 0        | 0        | 0        | 0/0        | 0        | 0        | 0        | 0        |
| 9/25 @NYG     | 0        | 0        | 0        | 0/0        | 0        | 0        | 0        | 0        |
| 10/2 CLE      | 0        | 0        | 0        | 0/0        | 0        | 0        | 0        | 0        |
| 10/9 @BAL     | 0        | 0        | 0        | 0/0        | 0        | 0        | 0        | 0        |
| 10/16 PHI     | 0        | 0        | 0        | 0/0        | 0        | 0        | 0        | 0        |
| 10/23 @DET    | 0        | 0        | 0        | 0/0        | 0        | 0        | 0        | 0        |
| 10/30 @CIN    | 0        | 0        | 0        | 0/0        | 0        | 0        | 0        | 0        |
| 11/13 MIN     | 0        | 0        | 0        | 0/0        | 0        | 0        | 0        | 0        |
| 11/20 GB      | 0        | 0        | 0        | 0/0        | 0        | 0        | 0        | 0        |
| 11/24 @DAL    | 0        | 0        | 0        | 0/0        | 0        | 0        | 0        | 0        |
| 12/4 @ARI     | 0        | 0        | 0        | 0/0        | 0        | 0        | 0        | 0        |
| 12/11 @PHI    | 1        | 1        | 0        | 0/0        | 1        | 1        | 0        | 0        |
| 12/19 CAR     | 1        | 1        | 0        | 0/0        | 0        | 0        | 0        | 0        |
| 12/24 @CHI    | 2        | 2        | 0        | 0/0        | 0        | 0        | 0        | 0        |
| 1/1 NYG       | 0        | 0        | 0        | 0/0        | 0        | 0        | 0        | 0        |
| <b>TOTALS</b> | <b>4</b> | <b>4</b> | <b>0</b> | <b>0/0</b> | <b>1</b> | <b>1</b> | <b>0</b> | <b>0</b> |

2016 WASHINGTON REDSKINS STATISTICS

DEFENSIVE BACKS

38 Kendall Fuller

|               | TOT       | SOLO      | ASST.    | SACKS/YDS  | PD       | INT.     | FR       | FF       |
|---------------|-----------|-----------|----------|------------|----------|----------|----------|----------|
| 9/12 PIT      | Inactive  |           |          |            |          |          |          |          |
| 9/18 DAL      | Inactive  |           |          |            |          |          |          |          |
| 9/25 @NYG     | Inactive  |           |          |            |          |          |          |          |
| 10/2 CLE      | 8         | 7         | 1        | 0/0        | 0        | 0        | 0        | 0        |
| 10/9 @BAL     | 3         | 3         | 0        | 0/0        | 1        | 0        | 0        | 0        |
| 10/16 PHI     | 3         | 1         | 2        | 0/0        | 0        | 0        | 0        | 0        |
| 10/23 @DET    | 0         | 0         | 0        | 0/0        | 0        | 0        | 0        | 0        |
| 10/30 @CIN    | 7         | 7         | 0        | 0/0        | 0        | 0        | 0        | 0        |
| 11/13 MIN     | 5         | 4         | 1        | 0/0        | 1        | 0        | 0        | 0        |
| 11/20 GB      | 3         | 2         | 1        | 0/0        | 0        | 0        | 0        | 0        |
| 11/24 @DAL    | 5         | 5         | 0        | 0/0        | 0        | 0        | 0        | 0        |
| 12/4 @ARI     | 3         | 2         | 1        | 0/0        | 0        | 0        | 0        | 0        |
| 12/11 @PHI    | 0         | 0         | 0        | 0/0        | 0        | 0        | 0        | 0        |
| 12/19 CAR     | 1         | 0         | 1        | 0/0        | 0        | 0        | 0        | 0        |
| 12/24 @CHI    | 2         | 1         | 1        | 0/0        | 0        | 0        | 0        | 0        |
| 1/1 NYG       | 0         | 0         | 0        | 0/0        | 0        | 0        | 0        | 0        |
| <b>TOTALS</b> | <b>40</b> | <b>32</b> | <b>8</b> | <b>0/0</b> | <b>2</b> | <b>0</b> | <b>0</b> | <b>0</b> |

23 DeAngelo Hall

|               | TOT             | SOLO      | ASST.    | SACKS/YDS  | PD       | INT.     | FR       | FF       |
|---------------|-----------------|-----------|----------|------------|----------|----------|----------|----------|
| 9/12 PIT      | 6               | 3         | 3        | 0/0        | 0        | 0        | 0        | 0        |
| 9/18 DAL      | 5               | 3         | 2        | 0/0        | 1        | 0        | 0        | 0        |
| 9/25 @NYG     | 5               | 4         | 1        | 0/0        | 0        | 0        | 0        | 0        |
| 10/2 CLE      | Reserve/Injured |           |          |            |          |          |          |          |
| 10/9 @BAL     | Reserve/Injured |           |          |            |          |          |          |          |
| 10/16 PHI     | Reserve/Injured |           |          |            |          |          |          |          |
| 10/23 @DET    | Reserve/Injured |           |          |            |          |          |          |          |
| 10/30 @CIN    | Reserve/Injured |           |          |            |          |          |          |          |
| 11/13 MIN     | Reserve/Injured |           |          |            |          |          |          |          |
| 11/20 GB      | Reserve/Injured |           |          |            |          |          |          |          |
| 11/24 @DAL    | Reserve/Injured |           |          |            |          |          |          |          |
| 12/4 @ARI     | Reserve/Injured |           |          |            |          |          |          |          |
| 12/11 @PHI    | Reserve/Injured |           |          |            |          |          |          |          |
| 12/19 CAR     | Reserve/Injured |           |          |            |          |          |          |          |
| 12/24 @CHI    | Reserve/Injured |           |          |            |          |          |          |          |
| 1/1 NYG       | Reserve/Injured |           |          |            |          |          |          |          |
| <b>TOTALS</b> | <b>16</b>       | <b>10</b> | <b>6</b> | <b>0/0</b> | <b>1</b> | <b>0</b> | <b>0</b> | <b>0</b> |

29 Duke Ihenacho

|               | TOT       | SOLO      | ASST.     | SACKS/YDS  | PD       | INT.     | FR       | FF       |
|---------------|-----------|-----------|-----------|------------|----------|----------|----------|----------|
| 9/12 PIT      | Inactive  |           |           |            |          |          |          |          |
| 9/18 DAL      | 0         | 0         | 0         | 0/0        | 0        | 0        | 0        | 0        |
| 9/25 @NYG     | 3         | 3         | 0         | 0/0        | 0        | 0        | 0        | 0        |
| 10/2 CLE      | 2         | 2         | 0         | 0/0        | 0        | 0        | 0        | 0        |
| 10/9 @BAL     | 9         | 8         | 1         | 0/0        | 1        | 0        | 0        | 0        |
| 10/16 PHI     | 3         | 2         | 1         | 0/0        | 0        | 0        | 0        | 0        |
| 10/23 @DET    | 1         | 1         | 0         | 0/0        | 0        | 0        | 0        | 0        |
| 10/30 @CIN    | 4         | 4         | 0         | 0/0        | 1        | 0        | 0        | 0        |
| 11/13 MIN     | 2         | 2         | 0         | 0/0        | 0        | 0        | 0        | 0        |
| 11/20 GB      | 1         | 1         | 0         | 0/0        | 0        | 0        | 0        | 0        |
| 11/24 @DAL    | 5         | 3         | 2         | 0/0        | 0        | 0        | 0        | 0        |
| 12/4 @ARI     | 6         | 6         | 0         | 0/0        | 0        | 0        | 0        | 0        |
| 12/11 @PHI    | 7         | 7         | 0         | 0/0        | 0        | 0        | 0        | 0        |
| 12/19 CAR     | 3         | 1         | 2         | 0/0        | 0        | 0        | 0        | 0        |
| 12/24 @CHI    | 3         | 3         | 0         | 0/0        | 0        | 0        | 0        | 0        |
| 1/1 NYG       | 10        | 6         | 4         | 0/0        | 0        | 0        | 0        | 0        |
| <b>TOTALS</b> | <b>59</b> | <b>49</b> | <b>10</b> | <b>0/0</b> | <b>2</b> | <b>0</b> | <b>0</b> | <b>0</b> |

24 Josh Norman

|               | TOT       | SOLO      | ASST.     | SACKS/YDS  | PD        | INT.     | FR       | FF       |
|---------------|-----------|-----------|-----------|------------|-----------|----------|----------|----------|
| 9/12 PIT      | 6         | 3         | 3         | 0/0        | 2         | 0        | 0        | 0        |
| 9/18 DAL      | 5         | 4         | 1         | 0/0        | 3         | 0        | 0        | 1        |
| 9/25 @NYG     | 6         | 5         | 1         | 0/0        | 2         | 0        | 0        | 0        |
| 10/2 CLE      | 6         | 4         | 2         | 0/0        | 1         | 1        | 0        | 0        |
| 10/9 @BAL     | 1         | 1         | 0         | 0/0        | 0         | 0        | 0        | 0        |
| 10/16 PHI     | 2         | 0         | 2         | 0/0        | 0         | 0        | 0        | 0        |
| 10/23 @DET    | 1         | 1         | 0         | 0/0        | 0         | 0        | 0        | 0        |
| 10/30 @CIN    | 6         | 6         | 0         | 0/0        | 3         | 0        | 0        | 0        |
| 11/13 MIN     | 3         | 2         | 1         | 0/0        | 0         | 0        | 0        | 0        |
| 11/20 GB      | 3         | 3         | 0         | 0/0        | 0         | 0        | 0        | 1        |
| 11/24 @DAL    | 4         | 4         | 0         | 0/0        | 0         | 0        | 0        | 0        |
| 12/4 @ARI     | 5         | 5         | 0         | 0/0        | 1         | 0        | 0        | 0        |
| 12/11 @PHI    | 2         | 1         | 1         | 0/0        | 1         | 0        | 0        | 0        |
| 12/19 CAR     | 7         | 5         | 2         | 0/0        | 1         | 0        | 0        | 0        |
| 12/24 @CHI    | 5         | 4         | 1         | 0/0        | 4         | 2        | 0        | 0        |
| 1/1 NYG       | 5         | 4         | 1         | 0/0        | 1         | 0        | 0        | 0        |
| <b>TOTALS</b> | <b>67</b> | <b>52</b> | <b>15</b> | <b>0/0</b> | <b>19</b> | <b>3</b> | <b>0</b> | <b>2</b> |

35 Dashaun Phillips

|               | TOT            | SOLO     | ASST.    | SACKS/YDS  | PD       | INT.     | FR       | FF       |
|---------------|----------------|----------|----------|------------|----------|----------|----------|----------|
| 9/12 PIT      | 2              | 1        | 1        | 0/0        | 0        | 0        | 0        | 0        |
| 9/18 DAL      | 4              | 3        | 1        | 0/0        | 0        | 0        | 1        | 0        |
| 9/25 @NYG     | 0              | 0        | 0        | 0/0        | 0        | 0        | 0        | 0        |
| 10/2 CLE      | Inactive       |          |          |            |          |          |          |          |
| 10/9 @BAL     | Inactive       |          |          |            |          |          |          |          |
| 10/16 PHI     | Inactive       |          |          |            |          |          |          |          |
| 10/23 @DET    | Inactive       |          |          |            |          |          |          |          |
| 10/30 @CIN    | Inactive       |          |          |            |          |          |          |          |
| 11/13 MIN     | Not With Team  |          |          |            |          |          |          |          |
| 11/20 GB      | Practice Squad |          |          |            |          |          |          |          |
| 11/24 @DAL    | Practice Squad |          |          |            |          |          |          |          |
| 12/4 @ARI     | Inactive       |          |          |            |          |          |          |          |
| 12/11 @PHI    | Practice Squad |          |          |            |          |          |          |          |
| 12/19 CAR     | Practice Squad |          |          |            |          |          |          |          |
| 12/24 @CHI    | 1              | 1        | 0        | 0/0        | 0        | 0        | 0        | 0        |
| 1/1 NYG       | 0              | 0        | 0        | 0/0        | 0        | 0        | 0        | 0        |
| <b>TOTALS</b> | <b>7</b>       | <b>5</b> | <b>2</b> | <b>0/0</b> | <b>0</b> | <b>0</b> | <b>1</b> | <b>0</b> |

20 Greg Toler

|               | TOT       | SOLO      | ASST.    | SACKS/YDS  | PD       | INT.     | FR       | FF       |
|---------------|-----------|-----------|----------|------------|----------|----------|----------|----------|
| 9/12 PIT      | 0         | 0         | 0        | 0/0        | 0        | 0        | 0        | 0        |
| 9/18 DAL      | 0         | 0         | 0        | 0/0        | 0        | 0        | 0        | 0        |
| 9/25 @NYG     | 1         | 1         | 0        | 0/0        | 0        | 0        | 1        | 0        |
| 10/2 CLE      | 0         | 0         | 0        | 0/0        | 0        | 0        | 0        | 0        |
| 10/9 @BAL     | 4         | 4         | 0        | 0/0        | 0        | 0        | 0        | 0        |
| 10/16 PHI     | 0         | 0         | 0        | 0/0        | 0        | 0        | 0        | 0        |
| 10/23 @DET    | 0         | 0         | 0        | 0/0        | 1        | 0        | 0        | 0        |
| 10/30 @CIN    | 0         | 0         | 0        | 0/0        | 0        | 0        | 0        | 0        |
| 11/13 MIN     | 0         | 0         | 0        | 0/0        | 0        | 0        | 0        | 0        |
| 11/20 GB      | 0         | 0         | 0        | 0/0        | 0        | 0        | 0        | 0        |
| 11/24 @DAL    | 0         | 0         | 0        | 0/0        | 0        | 0        | 0        | 0        |
| 12/4 @ARI     | 0         | 0         | 0        | 0/0        | 0        | 0        | 0        | 0        |
| 12/11 @PHI    | 1         | 1         | 0        | 0/0        | 0        | 0        | 0        | 0        |
| 12/19 CAR     | 3         | 3         | 0        | 0/0        | 0        | 0        | 0        | 0        |
| 12/24 @CHI    | 4         | 3         | 1        | 0/0        | 1        | 0        | 0        | 0        |
| 1/1 NYG       | 3         | 2         | 1        | 0/0        | 0        | 0        | 0        | 0        |
| <b>TOTALS</b> | <b>16</b> | <b>14</b> | <b>2</b> | <b>0/0</b> | <b>2</b> | <b>0</b> | <b>1</b> | <b>0</b> |

2016 WASHINGTON REDSKINS STATISTICS

DEFENSIVE BACKS

45 Josh Evans

39 Donte Whitner Sr.

|               | TOT           | SOLO     | ASST.    | SACKS/YDS  | PD       | INT.     | FR       | FF       |
|---------------|---------------|----------|----------|------------|----------|----------|----------|----------|
| 9/12 PIT      | Not With Team |          |          |            |          |          |          |          |
| 9/18 DAL      | Not With Team |          |          |            |          |          |          |          |
| 9/25 @NYG     | Not With Team |          |          |            |          |          |          |          |
| 10/2 CLE      | Not With Team |          |          |            |          |          |          |          |
| 10/9 @BAL     | 0             | 0        | 0        | 0/0        | 0        | 0        | 0        | 0        |
| 10/16 PHI     | 0             | 0        | 0        | 0/0        | 0        | 0        | 0        | 0        |
| 10/23 @DET    | Inactive      |          |          |            |          |          |          |          |
| 10/30 @CIN    | Not With Team |          |          |            |          |          |          |          |
| 11/13 MIN     | Not With Team |          |          |            |          |          |          |          |
| 11/20 GB      | Not With Team |          |          |            |          |          |          |          |
| 11/24 @DAL    | Not With Team |          |          |            |          |          |          |          |
| 12/4 @ARI     | Not With Team |          |          |            |          |          |          |          |
| 12/11 @PHI    | Not With Team |          |          |            |          |          |          |          |
| 12/19 CAR     | Not With Team |          |          |            |          |          |          |          |
| 12/24 @CHI    | Not With Team |          |          |            |          |          |          |          |
| 1/1 NYG       | Inactive      |          |          |            |          |          |          |          |
| <b>TOTALS</b> | <b>0</b>      | <b>0</b> | <b>0</b> | <b>0/0</b> | <b>0</b> | <b>0</b> | <b>0</b> | <b>0</b> |

|               | TOT             | SOLO      | ASST.     | SACKS/YDS  | PD       | INT.     | FR       | FF       |
|---------------|-----------------|-----------|-----------|------------|----------|----------|----------|----------|
| 9/12 PIT      | Not With Team   |           |           |            |          |          |          |          |
| 9/18 DAL      | Not With Team   |           |           |            |          |          |          |          |
| 9/25 @NYG     | Not With Team   |           |           |            |          |          |          |          |
| 10/2 CLE      | Not With Team   |           |           |            |          |          |          |          |
| 10/9 @BAL     | 0               | 0         | 0         | 0/0        | 0        | 0        | 0        | 0        |
| 10/16 PHI     | 4               | 4         | 0         | 0/0        | 0        | 0        | 0        | 0        |
| 10/23 @DET    | 8               | 4         | 4         | 0/0        | 0        | 0        | 0        | 0        |
| 10/30 @CIN    | 9               | 8         | 1         | 0/0        | 0        | 0        | 0        | 0        |
| 11/13 MIN     | 8               | 6         | 2         | 0/0        | 0        | 0        | 0        | 0        |
| 11/20 GB      | 10              | 8         | 2         | 0/0        | 0        | 0        | 0        | 0        |
| 11/24 @DAL    | 4               | 4         | 0         | 0/0        | 0        | 0        | 0        | 0        |
| 12/4 @ARI     | 2               | 0         | 2         | 0/0        | 0        | 0        | 0        | 0        |
| 12/11 @PHI    | 8               | 7         | 1         | 0/0        | 0        | 0        | 0        | 0        |
| 12/19 CAR     | 6               | 4         | 2         | 0/0        | 0        | 0        | 0        | 1        |
| 12/24 @CHI    | 7               | 4         | 3         | 0/0        | 0        | 0        | 0        | 0        |
| 1/1 NYG       | Reserve/Injured |           |           |            |          |          |          |          |
| <b>TOTALS</b> | <b>66</b>       | <b>49</b> | <b>17</b> | <b>0/0</b> | <b>0</b> | <b>0</b> | <b>0</b> | <b>1</b> |

2016 WASHINGTON REDSKINS STATISTICS

KICKOFF RETURNS

41 Will Blackmon

|               | NO.      | YDS        | AVG.        | FC       | LG        | TD       |
|---------------|----------|------------|-------------|----------|-----------|----------|
| 9/12 PIT      | 1        | 29         | 29.0        | 0        | 29        | 0        |
| 9/18 DAL      | 0        | 0          | -           | 0        | 0         | 0        |
| 9/25 @NYG     | 0        | 0          | -           | 0        | 0         | 0        |
| 10/2 CLE      | 0        | 0          | -           | 0        | 0         | 0        |
| 10/9 @BAL     | 1        | 45         | 45.0        | 0        | 45        | 0        |
| 10/16 PHI     | 1        | 18         | 18.0        | 0        | 18        | 0        |
| 10/23 @DET    | 0        | 0          | -           | 0        | 0         | 0        |
| 10/30 @CIN    | 0        | 0          | -           | 0        | 0         | 0        |
| 11/13 MIN     | 0        | 0          | -           | 0        | 0         | 0        |
| 11/20 GB      | 0        | 0          | -           | 0        | 0         | 0        |
| 11/24 @DAL    | 0        | 0          | -           | 0        | 0         | 0        |
| 12/4 @ARI     | 0        | 0          | -           | 0        | 0         | 0        |
| 12/11 @PHI    | Inactive |            |             |          |           |          |
| 12/19 CAR     | 1        | 17         | 17.0        | 0        | 17        | 0        |
| 12/24 @CHI    | 0        | 0          | -           | 0        | 0         | 0        |
| 1/1 NYG       | 0        | 0          | -           | 0        | 0         | 0        |
| <b>TOTALS</b> | <b>4</b> | <b>109</b> | <b>27.3</b> | <b>0</b> | <b>45</b> | <b>0</b> |

25 Chris Thompson

|               | NO.       | YDS        | AVG.        | FC       | LG        | TD       |
|---------------|-----------|------------|-------------|----------|-----------|----------|
| 9/12 PIT      | 0         | 0          | -           | 0        | 0         | 0        |
| 9/18 DAL      | 1         | 28         | 28.0        | 0        | 28        | 0        |
| 9/25 @NYG     | 1         | 25         | 25.0        | 0        | 25        | 0        |
| 10/2 CLE      | 1         | 26         | 26.0        | 0        | 26        | 0        |
| 10/9 @BAL     | 0         | 0          | -           | 0        | 0         | 0        |
| 10/16 PHI     | 2         | 34         | 17.0        | 0        | 22        | 0        |
| 10/23 @DET    | 0         | 0          | -           | 0        | 0         | 0        |
| 10/30 @CIN    | 3         | 53         | 17.7        | 0        | 19        | 0        |
| 11/13 MIN     | 1         | 27         | 27.0        | 0        | 27        | 0        |
| 11/20 GB      | 2         | 40         | 20.0        | 0        | 24        | 0        |
| 11/24 @DAL    | 0         | 0          | -           | 0        | 0         | 0        |
| 12/4 @ARI     | 1         | 26         | 26.0        | 0        | 26        | 0        |
| 12/11 @PHI    | 4         | 85         | 21.3        | 0        | 25        | 0        |
| 12/19 CAR     | 1         | 16         | 16.0        | 0        | 16        | 0        |
| 12/24 @CHI    | 0         | 0          | -           | 0        | 0         | 0        |
| 1/1 NYG       | 0         | 0          | -           | 0        | 0         | 0        |
| <b>TOTALS</b> | <b>17</b> | <b>360</b> | <b>21.2</b> | <b>0</b> | <b>28</b> | <b>0</b> |

19 Rashad Ross

|               | NO.           | YDS       | AVG.        | FC       | LG        | TD       |
|---------------|---------------|-----------|-------------|----------|-----------|----------|
| 9/12 PIT      | Inactive      |           |             |          |           |          |
| 9/18 DAL      | Inactive      |           |             |          |           |          |
| 9/25 @NYG     | 0             | 0         | -           | 0        | 0         | 0        |
| 10/2 CLE      | 0             | 0         | -           | 0        | 0         | 0        |
| 10/9 @BAL     | 0             | 0         | -           | 0        | 0         | 0        |
| 10/16 PHI     | 0             | 0         | -           | 0        | 0         | 0        |
| 10/23 @DET    | Inactive      |           |             |          |           |          |
| 10/30 @CIN    | Inactive      |           |             |          |           |          |
| 11/13 MIN     | 1             | 22        | 22.0        | 0        | 22        | 0        |
| 11/20 GB      | Inactive      |           |             |          |           |          |
| 11/24 @DAL    | Inactive      |           |             |          |           |          |
| 12/4 @ARI     | Inactive      |           |             |          |           |          |
| 12/11 @PHI    | Inactive      |           |             |          |           |          |
| 12/19 CAR     | Inactive      |           |             |          |           |          |
| 12/24 @CHI    | Not With Team |           |             |          |           |          |
| 1/1 NYG       | Not With Team |           |             |          |           |          |
| <b>TOTALS</b> | <b>1</b>      | <b>22</b> | <b>22.0</b> | <b>0</b> | <b>22</b> | <b>0</b> |

84 Niles Paul

|               | NO.             | YDS       | AVG.        | FC       | LG        | TD       |
|---------------|-----------------|-----------|-------------|----------|-----------|----------|
| 9/12 PIT      | 0               | 0         | -           | 0        | 0         | 0        |
| 9/18 DAL      | 1               | 14        | 14.0        | 0        | 14        | 0        |
| 9/25 @NYG     | 0               | 0         | -           | 0        | 0         | 0        |
| 10/2 CLE      | 0               | 0         | -           | 0        | 0         | 0        |
| 10/9 @BAL     | 0               | 0         | -           | 0        | 0         | 0        |
| 10/16 PHI     | 0               | 0         | -           | 0        | 0         | 0        |
| 10/23 @DET    | 0               | 0         | -           | 0        | 0         | 0        |
| 10/30 @CIN    | 0               | 0         | -           | 0        | 0         | 0        |
| 11/13 MIN     | Reserve/Injured |           |             |          |           |          |
| 11/20 GB      | Reserve/Injured |           |             |          |           |          |
| 11/24 @DAL    | Reserve/Injured |           |             |          |           |          |
| 12/4 @ARI     | Reserve/Injured |           |             |          |           |          |
| 12/11 @PHI    | Reserve/Injured |           |             |          |           |          |
| 12/19 CAR     | Reserve/Injured |           |             |          |           |          |
| 12/24 @CHI    | Reserve/Injured |           |             |          |           |          |
| 1/1 NYG       | Reserve/Injured |           |             |          |           |          |
| <b>TOTALS</b> | <b>1</b>        | <b>14</b> | <b>14.0</b> | <b>0</b> | <b>14</b> | <b>0</b> |

13 Maurice Harris

|               | NO.            | YDS       | AVG.        | FC       | LG        | TD       |
|---------------|----------------|-----------|-------------|----------|-----------|----------|
| 9/12 PIT      | Practice Squad |           |             |          |           |          |
| 9/18 DAL      | Practice Squad |           |             |          |           |          |
| 9/25 @NYG     | Practice Squad |           |             |          |           |          |
| 10/2 CLE      | Practice Squad |           |             |          |           |          |
| 10/9 @BAL     | Practice Squad |           |             |          |           |          |
| 10/16 PHI     | Practice Squad |           |             |          |           |          |
| 10/23 @DET    | 0              | 0         | -           | 0        | 0         | 0        |
| 10/30 @CIN    | 1              | 17        | 17.0        | 0        | 0         | 0        |
| 11/13 MIN     | 0              | 0         | -           | 0        | 0         | 0        |
| 11/20 GB      | 0              | 0         | -           | 0        | 0         | 0        |
| 11/24 @DAL    | 0              | 0         | -           | 0        | 0         | 0        |
| 12/4 @ARI     | 2              | 30        | 15.0        | 0        | 26        | 0        |
| 12/11 @PHI    | 0              | 0         | -           | 0        | 0         | 0        |
| 12/19 CAR     | 0              | 0         | -           | 0        | 0         | 0        |
| 12/24 @CHI    | 0              | 0         | -           | 0        | 0         | 0        |
| 1/1 NYG       | 0              | 0         | -           | 0        | 0         | 0        |
| <b>TOTALS</b> | <b>3</b>       | <b>47</b> | <b>15.7</b> | <b>0</b> | <b>26</b> | <b>0</b> |

26 Bashaud Breeland

|               | NO.      | YDS       | AVG.        | FC       | LG        | TD       |
|---------------|----------|-----------|-------------|----------|-----------|----------|
| 9/12 PIT      | 0        | 0         | -           | 0        | 0         | 0        |
| 9/18 DAL      | 0        | 0         | -           | 0        | 0         | 0        |
| 9/25 @NYG     | 0        | 0         | -           | 0        | 0         | 0        |
| 10/2 CLE      | 0        | 0         | -           | 0        | 0         | 0        |
| 10/9 @BAL     | 0        | 0         | -           | 0        | 0         | 0        |
| 10/16 PHI     | 0        | 0         | -           | 0        | 0         | 0        |
| 10/23 @DET    | 0        | 0         | -           | 0        | 0         | 0        |
| 10/30 @CIN    | 0        | 0         | -           | 0        | 0         | 0        |
| 11/13 MIN     | 0        | 0         | -           | 0        | 0         | 0        |
| 11/20 GB      | 0        | 0         | -           | 0        | 0         | 0        |
| 11/24 @DAL    | 0        | 0         | -           | 0        | 0         | 0        |
| 12/4 @ARI     | 0        | 0         | -           | 0        | 0         | 0        |
| 12/11 @PHI    | 0        | 0         | -           | 0        | 0         | 0        |
| 12/19 CAR     | 0        | 0         | -           | 0        | 0         | 0        |
| 12/24 @CHI    | 1        | 18        | 18.0        | 0        | 18        | 0        |
| 1/1 NYG       | 0        | 0         | -           | 0        | 0         | 0        |
| <b>TOTALS</b> | <b>1</b> | <b>18</b> | <b>18.0</b> | <b>0</b> | <b>18</b> | <b>0</b> |

2016 WASHINGTON REDSKINS STATISTICS

PUNT RETURNS

80 Jamison Crowder

|               | NO.       | YDS        | AVG.        | FC        | LG        | TD       |
|---------------|-----------|------------|-------------|-----------|-----------|----------|
| 9/12 PIT      | 1         | 17         | 17.0        | 1         | 17        | 0        |
| 9/18 DAL      | 2         | 30         | 15.0        | 0         | 21        | 0        |
| 9/25 @NYG     | 2         | 58         | 29.0        | 0         | 50        | 0        |
| 10/2 CLE      | 0         | 0          | -           | 0         | 0         | 0        |
| 10/9 @BAL     | 2         | 89         | 44.5        | 1         | 85t       | 1        |
| 10/16 PHI     | 3         | 13         | 4.3         | 2         | 8         | 0        |
| 10/23 @DET    | 0         | 0          | -           | 0         | 0         | 0        |
| 10/30 @CIN    | 2         | 23         | 11.5        | 2         | 23        | 0        |
| 11/13 MIN     | 2         | 6          | 3.0         | 3         | 5         | 0        |
| 11/20 GB      | 1         | 8          | 8.0         | 1         | 8         | 0        |
| 11/24 @DAL    | 0         | 0          | -           | 1         | 0         | 0        |
| 12/4 @ARI     | 2         | 17         | 8.5         | 0         | 10        | 0        |
| 12/11 @PHI    | 2         | 13         | 6.5         | 0         | 8         | 0        |
| 12/19 CAR     | 3         | 14         | 4.7         | 0         | 5         | 0        |
| 12/24 @CHI    | 0         | 0          | -           | 1         | 0         | 0        |
| 1/1 NYG       | 5         | 40         | 8.0         | 1         | 19        | 0        |
| <b>TOTALS</b> | <b>27</b> | <b>328</b> | <b>12.1</b> | <b>13</b> | <b>85</b> | <b>1</b> |

19 Rashad Ross

|               | NO.           | YDS      | AVG.     | FC       | LG       | TD       |
|---------------|---------------|----------|----------|----------|----------|----------|
| 9/12 PIT      | Inactive      |          |          |          |          |          |
| 9/18 DAL      | Inactive      |          |          |          |          |          |
| 9/25 @NYG     | 0             | 0        | -        | 0        | 0        | 0        |
| 10/2 CLE      | 0             | 0        | -        | 0        | 0        | 0        |
| 10/9 @BAL     | 0             | 0        | -        | 0        | 0        | 0        |
| 10/16 PHI     | 0             | 0        | -        | 0        | 0        | 0        |
| 10/23 @DET    | Inactive      |          |          |          |          |          |
| 10/30 @CIN    | Inactive      |          |          |          |          |          |
| 11/13 MIN     | 0             | 0        | -        | 0        | 0        | 0        |
| 11/20 GB      | Inactive      |          |          |          |          |          |
| 11/24 @DAL    | Inactive      |          |          |          |          |          |
| 12/4 @ARI     | Inactive      |          |          |          |          |          |
| 12/11 @PHI    | Inactive      |          |          |          |          |          |
| 12/19 CAR     | Inactive      |          |          |          |          |          |
| 12/24 @CHI    | Not With Team |          |          |          |          |          |
| 1/1 NYG       | Not With Team |          |          |          |          |          |
| <b>TOTALS</b> | <b>0</b>      | <b>0</b> | <b>0</b> | <b>0</b> | <b>0</b> | <b>0</b> |

47 Quinton Dunbar

|               | NO.      | YDS      | AVG.       | FC       | LG       | TD       |
|---------------|----------|----------|------------|----------|----------|----------|
| 9/12 PIT      | 0        | 0        | -          | 0        | 0        | 0        |
| 9/18 DAL      | 0        | 0        | -          | 0        | 0        | 0        |
| 9/25 @NYG     | 1        | 0        | 0.0        | 0        | 0        | 0        |
| 10/2 CLE      | 0        | 0        | -          | 0        | 0        | 0        |
| 10/9 @BAL     | 0        | 0        | -          | 0        | 0        | 0        |
| 10/16 PHI     | 0        | 0        | -          | 0        | 0        | 0        |
| 10/23 @DET    | 0        | 0        | -          | 0        | 0        | 0        |
| 10/30 @CIN    | 0        | 0        | -          | 0        | 0        | 0        |
| 11/13 MIN     | 0        | 0        | -          | 0        | 0        | 0        |
| 11/20 GB      | 0        | 0        | -          | 0        | 0        | 0        |
| 11/24 @DAL    | 0        | 0        | -          | 0        | 0        | 0        |
| 12/4 @ARI     | 0        | 0        | -          | 0        | 0        | 0        |
| 12/11 @PHI    | 0        | 0        | -          | 0        | 0        | 0        |
| 12/19 CAR     | 0        | 0        | -          | 0        | 0        | 0        |
| 12/24 @CHI    | Inactive |          |            |          |          |          |
| 1/1 NYG       | Inactive |          |            |          |          |          |
| <b>TOTALS</b> | <b>1</b> | <b>0</b> | <b>0.0</b> | <b>0</b> | <b>0</b> | <b>0</b> |

41 Will Blackmon

|               | NO.      | YDS       | AVG.        | FC       | LG        | TD       |
|---------------|----------|-----------|-------------|----------|-----------|----------|
| 9/12 PIT      | 0        | 0         | -           | 0        | 0         | 0        |
| 9/18 DAL      | 0        | 0         | -           | 0        | 0         | 0        |
| 9/25 @NYG     | 0        | 0         | -           | 0        | 0         | 0        |
| 10/2 CLE      | 0        | 0         | -           | 0        | 0         | 0        |
| 10/9 @BAL     | 0        | 0         | -           | 0        | 0         | 0        |
| 10/16 PHI     | 0        | 0         | -           | 0        | 0         | 0        |
| 10/23 @DET    | 1        | 16        | 16.0        | 1        | 16        | 0        |
| 10/30 @CIN    | 0        | 0         | -           | 0        | 0         | 0        |
| 11/13 MIN     | 0        | 0         | -           | 0        | 0         | 0        |
| 11/20 GB      | 0        | 0         | -           | 0        | 0         | 0        |
| 11/24 @DAL    | 0        | 0         | -           | 0        | 0         | 0        |
| 12/4 @ARI     | 0        | 0         | -           | 0        | 0         | 0        |
| 12/11 @PHI    | Inactive |           |             |          |           |          |
| 12/19 CAR     | 0        | 0         | -           | 0        | 0         | 0        |
| 12/24 @CHI    | 0        | 0         | -           | 0        | 0         | 0        |
| 1/1 NYG       | 0        | 0         | -           | 0        | 0         | 0        |
| <b>TOTALS</b> | <b>1</b> | <b>16</b> | <b>16.0</b> | <b>1</b> | <b>16</b> | <b>0</b> |



2016 WASHINGTON REDSKINS STATISTICS

**KICKING**

3 Dustin Hopkins

|               | XP - XPA       | Under 20     | 20-29 Yds      | 30-39 Yds      | 40-49 Yds    | 50+ Yds      | Total          | OPPONENTS' KICKOFF RETURNS |            |             |           |          |
|---------------|----------------|--------------|----------------|----------------|--------------|--------------|----------------|----------------------------|------------|-------------|-----------|----------|
|               |                | FG - FGA     | FG - FGA       | FG - FGA       | FG - FGA     | FG - FGA     | FG - FGA       | NO.                        | YDS        | AVG.        | TB        | TD       |
| 9/12 PIT      | 1 - 1          | 0 - 0        | 0 - 0          | 2 - 2          | 1 - 1        | 0 - 0        | 3 - 3          | 1                          | 18         | 18.0        | 4         | 0        |
| 9/18 DAL      | 2 - 2          | 0 - 0        | 2 - 2          | 1 - 1          | 0 - 0        | 0 - 0        | 3 - 3          | 2                          | 52         | 26.0        | 4         | 0        |
| 9/25 @NYG     | 2 - 2          | 0 - 0        | 1 - 1          | 2 - 2          | 2 - 2        | 0 - 0        | 5 - 5          | 1                          | 15         | 15.0        | 7         | 0        |
| 10/2 CLE      | 4 - 4          | 0 - 0        | 0 - 0          | 0 - 0          | 1 - 1        | 0 - 0        | 1 - 1          | 1                          | 17         | 17.0        | 5         | 0        |
| 10/9 @BAL     | 1 - 2          | 0 - 0        | 1 - 1          | 0 - 0          | 0 - 0        | 0 - 1        | 1 - 2          | 1                          | 19         | 19.0        | 3         | 0        |
| 10/16 PHI     | 3 - 3          | 0 - 0        | 0 - 0          | 1 - 1          | 0 - 0        | 1 - 1        | 2 - 2          | 2                          | 111        | 55.5        | 4         | 1        |
| 10/23 @DET    | 2 - 2          | 0 - 0        | 0 - 0          | 1 - 1          | 0 - 1        | 0 - 0        | 1 - 2          | 0                          | 0          | -           | 3         | 0        |
| 10/30 @CIN    | 3 - 3          | 0 - 0        | 1 - 1          | 0 - 1          | 1 - 1        | 0 - 1        | 2 - 4          | 1                          | 65         | 65.0        | 5         | 0        |
| 11/13 MIN     | 2 - 2          | 0 - 0        | 1 - 1          | 2 - 2          | 0 - 0        | 1 - 1        | 4 - 4          | 2                          | 44         | 22.0        | 5         | 0        |
| 11/20 GB      | 3 - 4          | 0 - 0        | 0 - 0          | 1 - 1          | 0 - 0        | 0 - 0        | 1 - 1          | 4                          | 32         | 8.0         | 4         | 0        |
| 11/24 @DAL    | 2 - 2          | 0 - 0        | 2 - 2          | 0 - 0          | 0 - 1        | 0 - 1        | 2 - 4          | 1                          | 0          | 0.0         | 3         | 0        |
| 12/4 @ARI     | 2 - 2          | 0 - 0        | 1 - 1          | 0 - 0          | 1 - 1        | 1 - 1        | 3 - 3          | 0                          | 0          | -           | 6         | 0        |
| 12/11 @PHI    | 3 - 3          | 0 - 0        | 0 - 0          | 0 - 1          | 0 - 0        | 0 - 0        | 0 - 1          | 4                          | 65         | 16.3        | 27        | 0        |
| 12/19 CAR     | 0 - 1          | 0 - 0        | 1 - 1          | 1 - 1          | 1 - 1        | 0 - 0        | 3 - 3          | 2                          | 31         | 15.5        | 3         | 0        |
| 12/24 @CHI    | 5 - 5          | 2 - 2        | 0 - 0          | 0 - 0          | 0 - 0        | 0 - 0        | 2 - 2          | 3                          | 65         | 21.7        | 5         | 0        |
| 1/1 NYG       | 1 - 1          | 0 - 0        | 0 - 0          | 1 - 1          | 0 - 0        | 0 - 1        | 1 - 2          | 0                          | 0          | -           | 3         | 0        |
| <b>TOTALS</b> | <b>36 - 39</b> | <b>2 - 2</b> | <b>10 - 10</b> | <b>12 - 14</b> | <b>7 - 9</b> | <b>3 - 7</b> | <b>34 - 42</b> | <b>25</b>                  | <b>534</b> | <b>21.4</b> | <b>91</b> | <b>1</b> |
|               | 92.3%          | 100.0%       | 100.0%         | 85.7%          | 77.8%        | 42.9%        | 81.0%          |                            |            |             |           |          |

## 2016 WASHINGTON REDSKINS STATISTICS

## PUNTING

5 Tress Way

|               | NO.       | YDS         | LG        | GROSS<br>AVG. | NET<br>AVG. | TB       | INSIDE<br>20 | BLK      | OPPONENTS' PUNT RETURNS |            |            |          |          |
|---------------|-----------|-------------|-----------|---------------|-------------|----------|--------------|----------|-------------------------|------------|------------|----------|----------|
|               |           |             |           |               |             |          |              |          | NO.                     | YDS        | AVG.       | FC       | TD       |
| 9/12 PIT      | 1         | 27          | 27        | 27.0          | 27.0        | 0        | 1            | 0        | 0                       | 0          | -          | 1        | 0        |
| 9/18 DAL      | 2         | 75          | 43        | 37.5          | 34.0        | 0        | 1            | 0        | 1                       | 7          | 7.0        | 0        | 0        |
| 9/25 @NYG     | 2         | 91          | 56        | 45.5          | 38.5        | 0        | 0            | 0        | 1                       | 14         | 14.0       | 0        | 0        |
| 10/2 CLE      | 3         | 146         | 59        | 48.7          | 42.0        | 0        | 2            | 0        | 2                       | 20         | 10.0       | 0        | 0        |
| 10/9 @BAL     | 6         | 253         | 61        | 42.2          | 35.5        | 2        | 2            | 0        | 1                       | 0          | 0.0        | 0        | 0        |
| 10/16 PHI     | 4         | 211         | 58        | 52.8          | 40.0        | 1        | 1            | 0        | 3                       | 31         | 10.3       | 0        | 0        |
| 10/23 @DET    | 2         | 86          | 59        | 43.0          | 33.0        | 1        | 1            | 0        | 0                       | 0          | -          | 1        | 0        |
| 10/30 @CIN    | 3         | 128         | 51        | 42.7          | 39.7        | 0        | 1            | 0        | 3                       | 9          | 3.0        | 0        | 0        |
| 11/13 MIN     | 2         | 92          | 51        | 46.0          | 43.5        | 0        | 0            | 0        | 1                       | 5          | 5.0        | 1        | 0        |
| 11/20 GB      | 3         | 114         | 46        | 38.0          | 34.7        | 0        | 1            | 0        | 1                       | 10         | 10.0       | 1        | 0        |
| 11/24 @DAL    | 1         | 39          | 39        | 39.0          | 39.0        | 0        | 1            | 0        | 0                       | 0          | -          | 1        | 0        |
| 12/4 @ARI     | 2         | 89          | 59        | 44.5          | 38.0        | 0        | 1            | 0        | 1                       | 13         | 13.0       | 1        | 0        |
| 12/11 @PHI    | 3         | 141         | 49        | 47.0          | 45.3        | 0        | 0            | 0        | 1                       | 5          | 5.0        | 0        | 0        |
| 12/19 CAR     | 6         | 286         | 56        | 47.7          | 37.8        | 0        | 0            | 0        | 5                       | 59         | 11.8       | 0        | 0        |
| 12/24 @CHI    | 2         | 83          | 49        | 41.5          | 40.0        | 0        | 2            | 0        | 1                       | 3          | 3.0        | 0        | 0        |
| 1/1 NYG       | 7         | 348         | 59        | 49.7          | 43.1        | 0        | 1            | 0        | 6                       | 46         | 7.7        | 1        | 0        |
| <b>TOTALS</b> | <b>49</b> | <b>2209</b> | <b>61</b> | <b>45.1</b>   | <b>38.9</b> | <b>4</b> | <b>15</b>    | <b>0</b> | <b>27</b>               | <b>222</b> | <b>8.2</b> | <b>7</b> | <b>0</b> |

**2016 WASHINGTON REDSKINS STATISTICS**

**TAKEAWAYS**

**REDSKINS**

|            | <b>TAKEAWAY</b> | <b>FORCED BY</b>               | <b>REC'D BY/INTERCEPTOR</b> | <b>DOWN-DIST-YD LINE-QT</b> | <b>RT YDS</b> | <b>PTS OFF</b> |
|------------|-----------------|--------------------------------|-----------------------------|-----------------------------|---------------|----------------|
| 9/12 PIT   | Interception    | (Ben Roethlisberger)           | Bashaud Breeland            | 2-10-WAS 46-1               | 26            | 3              |
| 9/18 DAL   | Fumble          | Josh Norman (Ezekiel Elliott)  | Dashaun Phillips            | 2-1-DAL 34-3                | 0             | 3              |
| 9/25 @NYG  | Fumble          | Will Blackmon (Shane Vereen)   | Greg Toler                  | 2-27-WAS 47-2               | 0             | 0              |
| 9/25 @NYG  | Interception    | (Eli Manning)                  | Quinton Dunbar              | 1-10-WAS 15-4               | 0             | 0              |
| 9/25 @NYG  | Interception    | (Eli Manning)                  | Su'a Cravens                | 1-10-NYG 39-4               | 2             | 0              |
| 10/2 CLE   | Fumble          | Will Compton (Malcolm Johnson) | Quinton Dunbar              | 1-10-WAS 16-3               | 0             | 7              |
| 10/2 CLE   | Fumble          | Ziggy Hood (Duke Johnson)      | Will Compton                | 2-2-50-4                    | 0             | 0              |
| 10/2 CLE   | Interception    | (Cody Kessler)                 | Josh Norman                 | 2-2-CLE 10-4                | 1             | 7              |
| 10/9 @BAL  | Fumble          | Ty Nsekhe (C.J. Mosley)        | (Touchback)                 | 2-8-WAS 3-3                 | 0             | 3              |
| 10/16 PHI  |                 |                                | None                        |                             |               |                |
| 10/23 @DET |                 |                                | None                        |                             |               |                |
| 10/30 @CIN | Interception    | (Andy Dalton)                  | Will Compton                | 2-10-WAS 20-4               | 0             | 7              |
| 10/30 @CIN | Fumble          | Chris Baker (Andy Dalton)      | Anthony Lanier II           | 3-1-CIN 46-OT               | 0             | 0              |
| 11/13 MIN  | Interception    | (Sam Bradford)                 | Preston Smith               | 2-10-WAS 39-4               | 22            | 3              |
| 11/20 GB   | Fumble          | Josh Norman (Jared Cook)       | Will Compton                | 2-2-WAS 38-4                | 0             | 7              |
| 11/20 GB   | Interception    | (Brett Hundley)                | Martrell Spaight            | 4-2-GB 33-4                 | 8             | 0              |
| 11/24 @DAL |                 |                                | None                        |                             |               |                |
| 12/4 @ARI  |                 |                                | None                        |                             |               |                |
| 12/11 @PHI | Interception    | (Carson Wentz)                 | Deshazor Everett            | 3-3-WAS 3-1                 | 0             | 0              |
| 12/11 @PHI | Fumble          | Ryan Kerrigan (Carson Wentz)   | Trent Murphy                | 2-10-WAS 14-4               | 7             | 0              |
| 12/19 CAR  |                 |                                | None                        |                             |               |                |
| 12/24 @CHI | Interception    | (Matt Barkley)                 | Bashaud Breeland            | 1-10-WAS 49-2               | 0             | 3              |
| 12/24 @CHI | Interception    | (Matt Barkley)                 | Josh Norman                 | 2-16-CHI 44-3               | 2             | 7              |
| 12/24 @CHI | Interception    | (Matt Barkley)                 | Bashaud Breeland            | 1-10-CHI 28-3               | 6             | 0              |
| 12/24 @CHI | Interception    | (Matt Barkley)                 | Will Blackmon               | 2-10-WAS 41-4               | 79            | 3              |
| 12/24 @CHI | Interception    | (Matt Barkley)                 | Josh Norman                 | 1-10-WAS 24-4               | 35            | 0              |
| 1/1 NYG    |                 |                                | None                        |                             |               |                |

**OPPONENTS**

|            | <b>TAKEAWAY</b> | <b>FORCED BY (REDSKIN)</b>     | <b>REC'D BY/INTERCEPTOR</b> | <b>DOWN-DIST-YD LINE-QT</b> | <b>RT YDS</b> | <b>PTS OFF</b> |
|------------|-----------------|--------------------------------|-----------------------------|-----------------------------|---------------|----------------|
| 9/12 PIT   | Interception    | (Kirk Cousins)                 | Ryan Shazier                | 1-10-WAS 44-3               | 0             | 7              |
| 9/12 PIT   | Interception    | (Kirk Cousins)                 | James Harrison              | 3-3-PIT 3-4                 | 0             | 0              |
| 9/18 DAL   | Interception    | (Kirk Cousins)                 | Barry Church                | 3-6-DAL 6-4                 | 0             | 7              |
| 9/25 @NYG  | Fumble          | (Quinton Dunbar muffed punt)   | Dwayne Harris               | 4-6-NYG 29-1                | 0             | 7              |
| 10/2 CLE   | Interception    | (Kirk Cousins)                 | Jamar Taylor                | 1-10-WAS 25-2               | 29            | 7              |
| 10/9 @BAL  | Fumble          | Zachary Orr (Matt Jones)       | Zachary Orr                 | 1-10-WAS 17-2               | 0             | 0              |
| 10/9 @BAL  | Interception    | (Kirk Cousins)                 | C.J. Mosley                 | 2-8-WAS 3-3                 | 12            | 0              |
| 10/16 PHI  | Interception    | (Kirk Cousins)                 | Malcolm Jenkins             | 1-10-PHI 38-2               | 64t           | 7              |
| 10/23 @DET | Fumble          | Brandon Copeland (Matt Jones)  | Tavon Wilson                | 1-7-DET 7-1                 | 0             | 3              |
| 10/23 @DET | Fumble          | Khyri Thornton (Kirk Cousins)  | Kerry Hyder                 | 3-1-DET 34-3                | 0             | 3              |
| 10/30 @CIN | Interception    | (Kirk Cousins)                 | George Iloka                | 3-14-WAS 37-2               | 0             | 0              |
| 11/13 MIN  | Fumble          | Linval Joseph (Chris Thompson) | Everson Griffen             | 1-10-WAS 25-2               | 0             | 6              |
| 11/20 GB   |                 |                                | None                        |                             |               |                |
| 11/24 @DAL |                 |                                | None                        |                             |               |                |
| 12/4 @ARI  | Fumble          | Calais Campbell (Kirk Cousins) | Markus Golden               | 2-8-WAS 45-3                | 20            | 7              |
| 12/4 @ARI  | Interception    | (Kirk Cousins)                 | Patrick Peterson            | 3-4-ARI 28-4                | 2             | 0              |
| 12/11 @PHI | Interception    | (Kirk Cousins)                 | Leodis McKelvin             | 2-6-WAS 20-4                | 29            | 6              |
| 12/19 CAR  | Interception    | (Kirk Cousins)                 | Kurt Coleman                | 1-10-WAS 38-1               | 37            | 3              |
| 12/19 CAR  | Fumble          | Wes Horton (Kirk Cousins)      | Wes Horton                  | 1-10-WAS 14-3               | 4             | 7              |
| 12/19 CAR  | Fumble          | Kyle Love (Jamison Crowder)    | Kyle Love                   | 2-12-WAS 44-4               | 0             | 0              |
| 12/24 @CHI |                 |                                | None                        |                             |               |                |
| 1/1 NYG    | Interception    | (Kirk Cousins)                 | Dominique Rodgers-Cromartie | 1-10-NYG 23-3               | 0             | 0              |
| 1/1 NYG    | Interception    | (Kirk Cousins)                 | Dominique Rodgers-Cromartie | 1-10-NYG 43-4               | 28            | 0              |
| 1/1 NYG    | Fumble          | (Jordan Reed)                  | Trevin Wade                 | 1-10-WAS 6-4                | 11t           | 6              |

2016 WASHINGTON REDSKINS STATISTICS

SCORING DRIVES  
REDSKINS

|            | OBTAINED          | SCORING PLAY  | PLAYS | YDS | DRIVE TIME | WAS-OPP | QT | REMAINING |
|------------|-------------------|---|-------|-----|------------|---------|----|-----------|
| 9/12 PIT   | Punt              | D. Hopkins 31 yd. Field Goal                              | 9     | 54  | 3:24       | 3-0     | 1  | 6:01      |
| 9/12 PIT   | Interception      | D. Hopkins 40 yd. Field Goal                              | 5     | 14  | 2:38       | 6-0     | 1  | 1:13      |
| 9/12 PIT   | Kickoff           | D. Hopkins 34 yd. Field Goal                              | 9     | 52  | 5:00       | 9-24    | 3  | 6:01      |
| 9/12 PIT   | Punt              | C. Thompson 1 yd. run (D. Hopkins kick)                   | 7     | 77  | 2:18       | 16-24   | 4  | 13:05     |
| 9/18 DAL   | Kickoff           | M. Jones 14 yd. run (D. Hopkins kick)                     | 8     | 75  | 3:31       | 7-10    | 2  | 13:08     |
| 9/18 DAL   | Kickoff           | D. Hopkins 36 yd. Field Goal                              | 12    | 56  | 4:08       | 10-13   | 2  | 0:31      |
| 9/18 DAL   | Kickoff           | J. Crowder 11 yd. pass from K. Cousins (D. Hopkins kick)  | 8     | 75  | 3:44       | 17-13   | 3  | 11:16     |
| 9/18 DAL   | Kickoff           | D. Hopkins 29 yd. Field Goal                              | 7     | 27  | 3:35       | 20-20   | 3  | 2:06      |
| 9/18 DAL   | Fumble            | D. Hopkins 22 yd. Field Goal                              | 5     | 30  | 1:35       | 23-20   | 3  | 0:07      |
| 9/25 @NYG  | Kickoff           | D. Hopkins 49 yd. Field Goal                              | 7     | 29  | 2:43       | 3-7     | 1  | 9:35      |
| 9/25 @NYG  | Kickoff           | D. Hopkins 33 yd. Field Goal                              | 11    | 60  | 5:45       | 6-14    | 1  | 0:25      |
| 9/25 @NYG  | Punt              | D. Hopkins 45 yd. Field Goal                              | 7     | 9   | 3:58       | 9-14    | 2  | 8:34      |
| 9/25 @NYG  | Kickoff           | D. Jackson 44 yd. pass from K. Cousins (D. Hopkins kick)  | 2     | 75  | 0:32       | 16-21   | 2  | 3:40      |
| 9/25 @NYG  | Punt              | J. Crowder 55 yd. pass from K. Cousins (D. Hopkins kick)  | 3     | 50  | 1:17       | 23-21   | 3  | 9:45      |
| 9/25 @NYG  | Kickoff           | D. Hopkins 25 yd. Field Goal                              | 15    | 68  | 6:32       | 26-24   | 4  | 14:57     |
| 9/25 @NYG  | Kickoff           | D. Hopkins 37 yd. Field Goal                              | 10    | 56  | 6:02       | 29-27   | 4  | 1:51      |
| 10/2 CLE   | Kickoff           | J. Reed 8 yd. pass from K. Cousins (D. Hopkins kick)      | 12    | 75  | 7:20       | 7-0     | 1  | 7:40      |
| 10/2 CLE   | Punt              | J. Reed 9 yd. pass from K. Cousins (D. Hopkins kick)      | 8     | 80  | 4:14       | 14-0    | 1  | 0:27      |
| 10/2 CLE   | Kickoff           | D. Hopkins 49 yd. Field Goal                              | 10    | 32  | 5:26       | 17-14   | 2  | 2:29      |
| 10/2 CLE   | Fumble            | C. Thompson 5 yd. pass from K. Cousins (D. Hopkins kick)  | 10    | 91  | 5:28       | 24-20   | 4  | 10:39     |
| 10/2 CLE   | Interception      | M. Jones 1 yd. run (D. Hopkins kick)                      | 4     | 39  | 2:03       | 31-20   | 4  | 4:25      |
| 10/9 @BAL  | Punt              | P. Garçon 21 yd. pass from K. Cousins (D. Hopkins kick)   | 3     | 50  | 1:33       | 13-10   | 3  | 8:28      |
| 10/9 @BAL  | Fumble            | D. Hopkins 27 yd. Field Goal                              | 11    | 72  | 5:55       | 16-10   | 3  | 0:14      |
| 10/16 PHI  | Punt              | J. Crowder 16 yd. pass from K. Cousins (D. Hopkins kick)  | 3     | 71  | 1:31       | 7-0     | 1  | 0:51      |
| 10/16 PHI  | Punt              | V. Davis 13 yd. pass from K. Cousins (D. Hopkins kick)    | 9     | 90  | 5:31       | 14-0    | 2  | 7:48      |
| 10/16 PHI  | Kickoff           | M. Jones 1 yd. run (D. Hopkins kick)                      | 13    | 75  | 3:49       | 21-14   | 2  | 0:06      |
| 10/16 PHI  | Kickoff           | D. Hopkins 32 yd. Field Goal                              | 12    | 65  | 6:20       | 24-14   | 3  | 8:40      |
| 10/16 PHI  | Kickoff           | D. Hopkins 50 yd. Field Goal                              | 7     | 58  | 3:13       | 27-17   | 4  | 9:43      |
| 10/23 @DET | Punt              | D. Hopkins 38 yd. Field Goal                              | 10    | 51  | 3:17       | 3-3     | 2  | 0:00      |
| 10/23 @DET | Kickoff           | R. Kelley 1 yd. pass from K. Cousins (D. Hopkins kick)    | 9     | 75  | 4:50       | 10-13   | 4  | 8:20      |
| 10/23 @DET | Punt              | K. Cousins 19 yd. run (D. Hopkins kick)                   | 9     | 76  | 4:15       | 17-13   | 4  | 1:05      |
| 10/30 @CIN | Kickoff           | R. Kelley 4 yd. run (D. Hopkins kick)                     | 15    | 80  | 7:22       | 7-0     | 1  | 7:38      |
| 10/30 @CIN | Punt              | D. Hopkins 20 yd. Field Goal                              | 9     | 77  | 4:04       | 10-7    | 2  | 8:16      |
| 10/30 @CIN | Kickoff           | J. Reed 23 yd. pass from K. Cousins (D. Hopkins kick)     | 5     | 91  | 2:13       | 17-20   | 3  | 3:02      |
| 10/30 @CIN | Interception      | J. Crowder 33 yd. pass from K. Cousins (D. Hopkins kick)  | 7     | 83  | 4:18       | 24-20   | 4  | 9:30      |
| 10/30 @CIN | Punt              | D. Hopkins 40 yd. Field Goal                              | 10    | 45  | 2:08       | 27-27   | 4  | 1:07      |
| 11/13 MIN  | Punt              | J. Crowder 4 yd. pass from K. Cousins (D. Hopkins kick)   | 10    | 68  | 4:19       | 7-0     | 1  | 9:04      |
| 11/13 MIN  | Punt              | V. Davis 38 yd. pass from K. Cousins (D. Hopkins kick)    | 9     | 91  | 4:58       | 14-0    | 2  | 14:18     |
| 11/13 MIN  | Kickoff           | D. Hopkins 30 yd. Field Goal                              | 12    | 55  | 6:07       | 17-20   | 3  | 8:53      |
| 11/13 MIN  | Punt              | D. Hopkins 37 yd. Field Goal                              | 11    | 49  | 5:16       | 20-20   | 3  | 0:38      |
| 11/13 MIN  | Punt              | D. Hopkins 50 yd. Field Goal                              | 7     | 60  | 3:21       | 23-20   | 4  | 9:33      |
| 11/13 MIN  | Interception      | D. Hopkins 28 yd. Field Goal                              | 8     | 32  | 3:13       | 26-20   | 4  | 2:31      |
| 11/20 GB   | Punt              | D. Jackson 17 yd. pass from K. Cousins (D. Hopkins kick)  | 8     | 55  | 3:52       | 7-0     | 1  | 2:56      |
| 11/20 GB   | Kickoff           | R. Kelley 10 yd. run (Two-Point failed)                   | 8     | 75  | 2:58       | 13-10   | 2  | 0:39      |
| 11/20 GB   | Kickoff           | D. Hopkins 37 yd. Field Goal                              | 9     | 53  | 5:37       | 16-10   | 3  | 9:23      |
| 11/20 GB   | Missed Field Goal | J. Crowder 44 yd. pass from K. Cousins (Two-Point failed) | 7     | 74  | 3:34       | 22-10   | 3  | 2:00      |
| 11/20 GB   | Kickoff           | P. Garçon 70 yd. pass from K. Cousins (D. Hopkins kick)   | 2     | 75  | 0:26       | 29-17   | 4  | 14:25     |
| 11/20 GB   | Kickoff           | R. Kelley 1 yd. run (Kick failed)                         | 11    | 81  | 6:10       | 35-17   | 4  | 3:54      |
| 11/20 GB   | Fumble            | R. Kelley 4 yd. run (D. Hopkins kick)                     | 3     | 72  | 0:25       | 42-24   | 4  | 2:26      |
| 11/24 @DAL | Punt              | D. Hopkins 24 yd. Field Goal                              | 7     | 75  | 3:51       | 3-7     | 2  | 14:04     |
| 11/24 @DAL | Kickoff           | D. Hopkins 20 yd. Field Goal                              | 11    | 73  | 1:42       | 6-17    | 2  | 0:03      |
| 11/24 @DAL | Punt              | J. Reed 5 yd. pass from K. Cousins (Two-Point failed)     | 14    | 90  | 7:55       | 12-17   | 4  | 14:54     |
| 11/24 @DAL | Kickoff           | D. Jackson 67 yd. pass from K. Cousins (D. Hopkins kick)  | 3     | 75  | 1:27       | 19-24   | 4  | 9:22      |
| 11/24 @DAL | Kickoff           | J. Reed 8 yd. pass from K. Cousins (D. Hopkins kick)      | 15    | 75  | 4:36       | 26-31   | 4  | 1:53      |
| 12/4 @ARI  | Punt              | D. Hopkins 47 yd. Field Goal                              | 7     | 40  | 3:33       | 3-7     | 2  | 9:48      |
| 12/4 @ARI  | Punt              | D. Hopkins 20 yd. Field Goal                              | 11    | 47  | 5:26       | 6-7     | 2  | 1:52      |
| 12/4 @ARI  | Kickoff           | K. Cousins 1 yd. run (D. Hopkins kick)                    | 5     | 74  | 2:24       | 13-10   | 3  | 12:36     |
| 12/4 @ARI  | Kickoff           | J. Crowder 26 yd. pass from K. Cousins (D. Hopkins kick)  | 8     | 75  | 3:04       | 20-17   | 3  | 1:06      |
| 12/4 @ARI  | Kickoff           | D. Hopkins 53 yd. Field Goal                              | 10    | 40  | 5:08       | 23-24   | 4  | 6:01      |

(Continued on next page)

Returns of any kind for touchdowns are not included on this chart; they do not count as drives.

2016 WASHINGTON REDSKINS STATISTICS

SCORING DRIVES

REDSKINS

|            | OBTAINED          | SCORING PLAY  | PLAYS | YDS | DRIVE TIME | WAS-OPP | QT | REMAINING |
|------------|-------------------|---|-------|-----|------------|---------|----|-----------|
| 12/11 @PHI | Kickoff           | R. Kelley 22 yd. run (D. Hopkins kick)                    | 10    | 69  | 6:18       | 7-6     | 2  | 4:11      |
| 12/11 @PHI | Punt              | D. Jackson 80 yd. pass from K. Cousins (D. Hopkins kick)  | 2     | 81  | 0:43       | 14-13   | 3  | 9:14      |
| 12/11 @PHI | Downs             | P. Garçon 15 yd. pass from K. Cousins (D. Hopkins kick)   | 6     | 54  | 3:14       | 21-13   | 3  | 0:07      |
| 12/11 @PHI | Kickoff           | C. Thompson 25 yd. run (Two-Point failed)                 | 8     | 77  | 3:06       | 27-22   | 4  | 1:53      |
| 12/19 CAR  | Punt              | D. Hopkins 43 yd. Field Goal                              | 8     | 38  | 3:52       | 3-3     | 1  | 6:18      |
| 12/19 CAR  | Punt              | R. Kelley 5 yd. run (kick failed)                         | 7     | 89  | 4:54       | 9-13    | 2  | 3:43      |
| 12/19 CAR  | Kickoff           | D. Hopkins 26 yd. Field Goal                              | 13    | 67  | 5:59       | 12-23   | 4  | 14:08     |
| 12/19 CAR  | Punt              | D. Hopkins 34 yd. Field Goal                              | 9     | 56  | 1:53       | 15-23   | 4  | 3:44      |
| 12/24 @CHI | Punt              | C. Thompson 7 yd. run (D. Hopkins kick)                   | 8     | 65  | 3:35       | 7-0     | 1  | 7:43      |
| 12/24 @CHI | Missed Field Goal | C. Thompson 17 yd. pass from K. Cousins (D. Hopkins kick) | 5     | 80  | 2:25       | 14-0    | 1  | 0:57      |
| 12/24 @CHI | Interception      | D. Hopkins 29 yd. Field Goal                              | 9     | 88  | 4:40       | 17-0    | 2  | 10:07     |
| 12/24 @CHI | Kickoff           | K. Cousins 9 yd. run (D. Hopkins kick)                    | 9     | 91  | 4:39       | 24-7    | 2  | 1:41      |
| 12/24 @CHI | Interception      | K. Cousins 1 yd. run (D. Hopkins kick)                    | 13    | 55  | 6:37       | 31-14   | 3  | 3:05      |
| 12/24 @CHI | Interception      | D. Hopkins 20 yd. Field Goal                              | 4     | 8   | 1:43       | 34-14   | 4  | 12:53     |
| 12/24 @CHI | Kickoff           | M. Brown 61 yd. run (D. Hopkins kick)                     | 3     | 67  | 0:24       | 41-21   | 4  | 0:57      |
| 1/1 NYG    | Punt              | D. Hopkins 32 yd. Field Goal                              | 5     | 33  | 2:11       | 3-10    | 3  | 0:25      |
| 1/1 NYG    | Punt              | J. Reed 1 yd. pass from K. Cousins (D. Hopkins kick)      | 11    | 76  | 5:14       | 10-10   | 4  | 8:13      |

Returns of any kind for touchdowns are not included on this chart; they do not count as drives.

2016 WASHINGTON REDSKINS STATISTICS

SCORING DRIVES

OPPONENTS

|             | OBTAINED          | SCORING PLAY  | PLAYS | YDS | DRIVE TIME | WAS-OPP | QT | REMAINING |
|-------------|-------------------|---|-------|-----|------------|---------|----|-----------|
| 9/12 PIT    | Kickoff           | A. Brown 29 yd. pass from B. Roethlisberger (C. Boswell kick) | 11    | 75  | 5:58       | 6-7     | 2  | 10:18     |
| 9/12 PIT    | Downs             | E. Rogers 3 yd. pass from B. Roethlisberger (C. Boswell kick) | 14    | 67  | 5:52       | 6-14    | 2  | 0:31      |
| 9/12 PIT    | Kickoff           | C. Boswell 46 yd. Field Goal                                  | 8     | 47  | 3:42       | 6-17    | 3  | 11:23     |
| 9/12 PIT    | Interception      | A. Brown 26 yd. pass from B. Roethlisberger (C. Boswell kick) | 5     | 75  | 2:04       | 6-24    | 3  | 7:08      |
| 9/12 PIT    | Kickoff           | D. Williams 15 yd. run (C. Boswell kick)                      | 13    | 73  | 7:13       | 16-31   | 4  | 5:55      |
| 9/12 PIT    | Downs             | D. Williams 6 yd. run (C. Boswell kick)                       | 6     | 45  | 2:23       | 16-38   | 4  | 1:54      |
| 9/18 DAL    | Kickoff           | D. Bailey 22 yd. Field Goal                                   | 13    | 76  | 5:35       | 0-3     | 1  | 9:25      |
| 9/18 DAL    | Punt              | E. Elliott 1 yd. run (D. Bailey kick)                         | 9     | 94  | 5:13       | 0-10    | 1  | 1:39      |
| 9/18 DAL    | Punt              | D. Bailey 31 yd. Field Goal                                   | 10    | 43  | 4:31       | 7-13    | 2  | 4:34      |
| 9/18 DAL    | Kickoff           | D. Prescott 6 yd. run (D. Bailey kick)                        | 10    | 75  | 5:35       | 17-20   | 3  | 5:41      |
| 9/18 DAL    | Interception      | A. Morris 4 yd. run (D. Bailey kick)                          | 11    | 80  | 5:50       | 23-27   | 4  | 4:45      |
| 9/25 @NYG   | Muffed Punt       | S. Vereen 1 yd. run (J. Brown kick)                           | 3     | 28  | 1:05       | 0-7     | 1  | 12:18     |
| 9/25 @NYG   | Kickoff           | S. Shepard 23 yd. pass from E. Manning (J. Brown kick)        | 8     | 75  | 3:25       | 3-14    | 1  | 6:10      |
| 9/25 @NYG   | Kickoff           | O. Darkwa 2 yd. run (J. Brown kick)                           | 8     | 75  | 4:22       | 9-21    | 2  | 4:12      |
| 9/25 @NYG   | Kickoff           | J. Brown 29 yd. Field Goal                                    | 9     | 64  | 3:16       | 23-24   | 3  | 6:29      |
| 9/25 @NYG   | Punt              | J. Brown 30 yd. Field Goal                                    | 9     | 58  | 3:07       | 26-27   | 4  | 7:53      |
| 10/2 CLE    | Kickoff           | I. Crowell 2 yd. run (C. Parkey kick)                         | 12    | 81  | 5:54       | 14-7    | 2  | 9:33      |
| 10/2 CLE    | Interception      | T. Pryor 9 yd. pass from C. Kessler (C. Parkey kick)          | 3     | 12  | 1:25       | 14-14   | 2  | 7:55      |
| 10/2 CLE    | Kickoff           | C. Parkey 51 yd. Field Goal                                   | 7     | 42  | 2:29       | 17-17   | 2  | 0:00      |
| 10/2 CLE    | Kickoff           | C. Parkey 45 yd. Field Goal                                   | 11    | 48  | 5:35       | 17-20   | 3  | 9:25      |
| 10/9 @BAL   | Kickoff           | C. Gillmore 7 yd. pass from J. Flacco (J. Tucker kick)        | 9     | 75  | 4:47       | 0-7     | 1  | 10:13     |
| 10/9 @BAL   | Kickoff           | J. Tucker 31 yd. Field Goal                                   | 12    | 71  | 4:56       | 6-10    | 2  | 14:56     |
| 10/16 PHI   | Punt              | C. Sturgis 38 yd. Field Goal                                  | 9     | 70  | 3:50       | 24-17   | 4  | 12:56     |
| 10/16 PHI   | Kickoff           | C. Sturgis 28 yd. Field Goal                                  | 8     | 69  | 4:23       | 27-20   | 4  | 5:20      |
| 10/23 @DET  | Fumble            | M. Prater 43 yd. Field Goal                                   | 10    | 55  | 5:43       | 0-3     | 2  | 9:37      |
| 10/23 @DET  | Punt              | Z. Zenner 1 yd. run (M. Prater kick)                          | 7     | 86  | 2:53       | 3-10    | 3  | 7:20      |
| 10/23 @DET  | Fumble            | M. Prater 27 yd. Field Goal                                   | 10    | 53  | 5:12       | 3-13    | 4  | 13:10     |
| 10/23 @DET  | Kickoff           | A. Boldin 18 yd. pass from M. Stafford (M. Prater kick)       | 6     | 75  | 0:49       | 17-20   | 4  | 0:16      |
| 10/30 @ CIN | Kickoff           | G. Bernard 8 yd. run (M. Nugent kick)                         | 7     | 36  | 3:47       | 7-7     | 1  | 3:47      |
| 10/30 @ CIN | Kickoff           | T. Eifert 15 yd. pass from A. Dalton (kick failed)            | 11    | 75  | 4:18       | 10-13   | 3  | 10:42     |
| 10/30 @ CIN | Punt              | A. Dalton 1 yd. run (M. Nugent kick)                          | 10    | 64  | 3:58       | 10-20   | 3  | 5:15      |
| 10/30 @ CIN | Kickoff           | J. Hill 1 yd. run (M. Nugent kick)                            | 6     | 75  | 2:36       | 24-27   | 4  | 6:54      |
| 11/13 MIN   | Punt              | M. Asiata 1 yd. run (B. Walsh kick)                           | 8     | 67  | 3:52       | 14-7    | 2  | 5:39      |
| 11/13 MIN   | Punt              | K. Rudolph 20 yd. pass from S. Bradford (B. Walsh kick)       | 7     | 75  | 2:40       | 14-14   | 2  | 0:58      |
| 11/13 MIN   | Fumble            | A.Thielen 3 yd. pass from S.Bradford (kick failed)            | 4     | 33  | 0:50       | 14-20   | 2  | 0:00      |
| 11/20 GB    | Kickoff           | J. Nelson 13 yd. pass from A. Rodgers (M. Crosby kick)        | 17    | 75  | 8:29       | 7-7     | 2  | 9:27      |
| 11/20 GB    | Punt              | M. Crosby 36 yd. Field Goal                                   | 9     | 38  | 5:22       | 7-10    | 2  | 3:37      |
| 11/20 GB    | Kickoff           | J.Starks 31 yd. pass from A.Rodgers (M.Crosby kick)           | 6     | 75  | 2:09       | 22-17   | 4  | 14:51     |
| 11/20 GB    | Kickoff           | J. Cook 6 yd. pass from A. Rodgers (M. Crosby kick)           | 8     | 82  | 4:21       | 29-24   | 4  | 10:04     |
| 11/24 @DAL  | Kickoff           | E. Elliott 4 yd. run (D. Bailey kick)                         | 7     | 75  | 3:51       | 0-7     | 1  | 11:09     |
| 11/24 @DAL  | Kickoff           | D. Bailey 46 yd. Field Goal                                   | 12    | 47  | 6:07       | 3-10    | 2  | 7:57      |
| 11/24 @DAL  | Missed Field Goal | T. Williams 10 yd. pass from D. Prescott (D. Bailey kick)     | 6     | 55  | 2:06       | 3-17    | 2  | 1:45      |
| 11/24 @DAL  | Kickoff           | D. Prescott 6 yd. run (D. Bailey kick)                        | 7     | 75  | 4:05       | 12-24   | 4  | 10:49     |
| 11/24 @DAL  | Kickoff           | E. Elliott 1 yd. run (D. Bailey kick)                         | 8     | 53  | 2:53       | 19-31   | 4  | 6:29      |
| 12/4 @ARI   | Kickoff           | D. Johnson 1 yd. run (C. Catanzaro kick)                      | 15    | 75  | 8:17       | 0-7     | 1  | 6:43      |
| 12/4 @ARI   | Kickoff           | C. Catanzaro 28 yd. Field Goal                                | 12    | 65  | 1:45       | 6-10    | 2  | 0:07      |
| 12/4 @ARI   | Fumble            | M. Floyd 6 yd. pass from C. Palmer (C. Catanzaro kick)        | 3     | 10  | 0:51       | 13-17   | 3  | 4:10      |
| 12/4 @ARI   | Kickoff           | D. Johnson 25 yd. pass from C. Palmer (C. Catanzaro kick)     | 10    | 75  | 4:57       | 20-24   | 4  | 11:09     |
| 12/4 @ARI   | Kickoff           | J. Nelson 42 yd. pass from C. Palmer (C. Catanzaro kick)      | 8     | 75  | 4:05       | 23-31   | 4  | 1:56      |
| 12/11 @PHI  | Kickoff           | C. Sturgis 45 yd. Field Goal                                  | 10    | 46  | 5:14       | 0-3     | 1  | 9:46      |
| 12/11 @PHI  | Missed Field Goal | C. Sturgis 36 yd. Field Goal                                  | 10    | 53  | 5:36       | 0-6     | 2  | 10:29     |
| 12/11 @PHI  | Kickoff           | D. Sproles 4 yd. pass from C. Wentz (C. Sturgis kick)         | 12    | 77  | 3:43       | 7-13    | 2  | 0:28      |
| 12/11 @PHI  | Punt              | C. Sturgis 41 yd. Field Goal                                  | 11    | 37  | 6:28       | 21-22   | 4  | 4:59      |
| 12/19 CAR   | Kickoff           | G. Gano 35 yd. Field Goal                                     | 7     | 58  | 2:20       | 0-3     | 1  | 12:40     |
| 12/19 CAR   | Kickoff           | T. Ginn Jr. 30 yd. pass from C. Newton (G. Gano kick)         | 8     | 84  | 4:48       | 3-10    | 1  | 1:50      |
| 12/19 CAR   | Interception      | G. Gano 23 yd. Field Goal                                     | 6     | 19  | 3:07       | 3-13    | 2  | 12:21     |
| 12/19 CAR   | Fumble            | M. Tolbert 1 yd. pass from C. Newton (G. Gano kick)           | 2     | 1   | 0:49       | 9-20    | 3  | 13:58     |
| 12/19 CAR   | Punt              | G. Gano 23 yd. Field Goal                                     | 8     | 65  | 3:57       | 9-23    | 3  | 5:07      |
| 12/19 CAR   | Kickoff           | G. Gano 41 yd. Field Goal                                     | 7     | 48  | 2:37       | 15-26   | 4  | 1:07      |

(Continued on next page)

Returns of any kind for touchdowns are not included on this chart; they do not count as drives.

**2016 WASHINGTON REDSKINS STATISTICS**

**SCORING DRIVES**

**OPPONENTS**

|            | <b>OBTAINED</b> | <b>SCORING PLAY</b>                                     | <b>PLAYS</b> | <b>YDS</b> | <b>DRIVE TIME</b> | <b>WAS-OPP</b> | <b>QT</b> | <b>REMAINING</b> |
|------------|-----------------|---|--------------|------------|-------------------|----------------|-----------|------------------|
| 12/24 @CHI | Kickoff         | J. Langford 1 yd. run (C. Barth kick)                   | 8            | 75         | 3:47              | 17-7           | 2         | 6:20             |
| 12/24 @CHI | Kickoff         | C. Meredith 21 yd. pass from M. Barkley (C. Barth kick) | 4            | 75         | 1:07              | 24-14          | 2         | 0:34             |
| 12/24 @CHI | Punt            | D. Thompson 3 yd. pass from M. Barkley (C. Barth kick)  | 11           | 85         | 5:05              | 34-21          | 4         | 1:21             |
| 1/1 NYG    | Punt            | R. Gould 22 yd. Field Goal                              | 13           | 56         | 6:40              | 0-3            | 1         | 2:12             |
| 1/1 NYG    | Punt            | R. Jennings 2 yd. run (R. Gould kick)                   | 11           | 74         | 5:40              | 0-10           | 2         | 9:20             |
| 1/1 NYG    | Punt            | R. Gould 40 yd. Field Goal                              | 8            | 58         | 3:49              | 10-13          | 4         | 2:17             |

Returns of any kind for touchdowns are not included on this chart; they do not count as drives.

2016 WASHINGTON REDSKINS STATISTICS

DRIVE RESULTS

REDSKINS

|               | FIELD GOAL |           |           | PUNTS    |          | LOST DRIVE |          |          |          | DRIVE ENDS |          |            |            |              |            |
|---------------|------------|-----------|-----------|----------|----------|------------|----------|----------|----------|------------|----------|------------|------------|--------------|------------|
|               | Total      | TD        | FG        | Missed   | Blk      | No.        | Blk      | Downs    | Fumble   | Int.       | Safety   | Half/Game  | Pts.       | Scoring %    | 1st Drive  |
| 9/12 PIT      | 10         | 1         | 3         | 0        | 0        | 1          | 0        | 2        | 0        | 2          | 0        | 1/0        | 16         | 40.0%        | Punt       |
| 9/18 DAL      | 10         | 2         | 3         | 0        | 0        | 2          | 0        | 1        | 0        | 1          | 0        | 0/1        | 23         | 50.0%        | Punt       |
| 9/25 @NYG     | 11         | 2         | 5         | 0        | 0        | 2          | 0        | 0        | 0        | 0          | 0        | 1/1        | 29         | 63.6%        | Field Goal |
| 10/2 CLE      | 9          | 4         | 1         | 0        | 0        | 3          | 0        | 0        | 0        | 1          | 0        | 0/0        | 31         | 55.6%        | Touchdown  |
| 10/9 @BAL     | 13         | 1         | 1         | 1        | 0        | 6          | 0        | 1        | 1        | 1          | 0        | 0/1        | 16         | 15.4%        | Punt       |
| 10/16 PHI     | 11         | 3         | 2         | 0        | 0        | 4          | 0        | 0        | 0        | 1          | 0        | 0/1        | 27         | 45.5%        | Punt       |
| 10/23 @DET    | 9          | 2         | 1         | 1        | 0        | 2          | 0        | 0        | 2        | 0          | 0        | 0/1        | 17         | 33.3%        | Punt       |
| 10/30 @CIN    | 14         | 3         | 2         | 2        | 0        | 3          | 0        | 2        | 0        | 1          | 0        | 1/0        | 27         | 35.7%        | Touchdown  |
| 11/13 MIN     | 10         | 2         | 4         | 0        | 0        | 2          | 0        | 0        | 1        | 0          | 0        | 0/1        | 26         | 60.0%        | Touchdown  |
| 11/20 GB      | 11         | 6         | 1         | 0        | 0        | 3          | 0        | 0        | 0        | 0          | 0        | 0/1        | 42         | 63.6%        | Punt       |
| 11/24 @DAL    | 8          | 3         | 2         | 2        | 0        | 1          | 0        | 0        | 0        | 0          | 0        | 0/0        | 26         | 62.5%        | Missed FG  |
| 12/4 @ARI     | 10         | 2         | 3         | 0        | 0        | 2          | 0        | 0        | 1        | 1          | 0        | 1/0        | 23         | 50.0%        | Punt       |
| 12/11 @PHI    | 11         | 4         | 0         | 1        | 0        | 3          | 0        | 0        | 0        | 1          | 0        | 1/1        | 27         | 36.4%        | Punt       |
| 12/19 CAR     | 12         | 1         | 3         | 0        | 0        | 6          | 0        | 0        | 2        | 1          | 0        | 1/0        | 15         | 33.3%        | Punt       |
| 12/24 @CHI    | 11         | 5         | 2         | 0        | 0        | 2          | 0        | 1        | 0        | 0          | 0        | 1/0        | 41         | 63.6%        | Punt       |
| 1/1 NYG       | 13         | 1         | 1         | 1        | 0        | 7          | 0        | 0        | 1        | 2          | 0        | 0/0        | 10         | 15.4%        | Punt       |
| <b>TOTALS</b> | <b>173</b> | <b>42</b> | <b>34</b> | <b>8</b> | <b>0</b> | <b>49</b>  | <b>0</b> | <b>7</b> | <b>8</b> | <b>12</b>  | <b>0</b> | <b>7/8</b> | <b>396</b> | <b>43.9%</b> |            |

OPPONENTS

|               | FIELD GOAL |           |           | PUNTS    |          | LOST DRIVE |          |          |          | DRIVE ENDS |          |            |            |              |            |
|---------------|------------|-----------|-----------|----------|----------|------------|----------|----------|----------|------------|----------|------------|------------|--------------|------------|
|               | Total      | TD        | FG        | Missed   | Blk      | No.        | Blk      | Downs    | Fumble   | Int.       | Safety   | Half/Game  | Pts.       | Scoring %    | 1st Drive  |
| 9/12 PIT      | 10         | 5         | 1         | 0        | 0        | 2          | 0        | 0        | 0        | 1          | 0        | 0/1        | 38         | 60.0%        | Punt       |
| 9/18 DAL      | 10         | 3         | 2         | 0        | 0        | 3          | 0        | 0        | 1        | 0          | 0        | 1/0        | 27         | 50.0%        | Field Goal |
| 9/25 @NYG     | 11         | 3         | 2         | 0        | 0        | 3          | 0        | 0        | 1        | 2          | 0        | 0/0        | 27         | 45.5%        | Punt       |
| 10/2 CLE      | 10         | 2         | 2         | 0        | 0        | 1          | 0        | 1        | 2        | 1          | 0        | 0/1        | 20         | 40.0%        | Punt       |
| 10/9 @BAL     | 13         | 1         | 1         | 0        | 0        | 8          | 0        | 2        | 0        | 0          | 0        | 1/0        | 10         | 15.4%        | Touchdown  |
| 10/16 PHI     | 10         | 1         | 2         | 0        | 0        | 6          | 0        | 0        | 0        | 0          | 0        | 1/0        | 20         | 30.0%        | Punt       |
| 10/23 @DET    | 8          | 2         | 2         | 1        | 0        | 3          | 0        | 0        | 0        | 0          | 0        | 0/0        | 20         | 50.0%        | Punt       |
| 10/30 @CIN    | 12         | 4         | 0         | 1        | 0        | 5          | 0        | 0        | 1        | 1          | 0        | 0/0        | 27         | 33.3%        | Touchdown  |
| 11/13 MIN     | 10         | 3         | 0         | 0        | 0        | 5          | 0        | 1        | 0        | 1          | 0        | 0/0        | 20         | 30.0%        | Punt       |
| 11/20 GB      | 11         | 3         | 1         | 1        | 0        | 3          | 0        | 0        | 1        | 1          | 0        | 1/0        | 24         | 36.4%        | Punt       |
| 11/24 @DAL    | 9          | 4         | 1         | 0        | 0        | 2          | 0        | 0        | 0        | 0          | 0        | 1/1        | 31         | 55.6%        | Touchdown  |
| 12/4 @ARI     | 10         | 4         | 1         | 1        | 0        | 3          | 0        | 0        | 0        | 0          | 0        | 0/1        | 31         | 50.0%        | Touchdown  |
| 12/11 @PHI    | 9          | 1         | 3         | 0        | 0        | 2          | 0        | 1        | 1        | 1          | 0        | 0/0        | 22         | 44.4%        | Field Goal |
| 12/19 CAR     | 14         | 2         | 4         | 1        | 0        | 6          | 0        | 0        | 0        | 0          | 0        | 0/1        | 26         | 42.9%        | Field Goal |
| 12/24 @CHI    | 11         | 3         | 0         | 0        | 1        | 1          | 0        | 0        | 0        | 5          | 0        | 0/1        | 21         | 27.3%        | Punt       |
| 1/1 NYG       | 12         | 1         | 2         | 0        | 0        | 8          | 0        | 1        | 0        | 0          | 0        | 0/0        | 19         | 25.0%        | Punt       |
| <b>TOTALS</b> | <b>170</b> | <b>42</b> | <b>24</b> | <b>5</b> | <b>1</b> | <b>61</b>  | <b>0</b> | <b>6</b> | <b>7</b> | <b>13</b>  | <b>0</b> | <b>5/6</b> | <b>383</b> | <b>38.8%</b> |            |

Returns of any kind for touchdowns are not included on this chart; they do not count as drives.



2016 WASHINGTON REDSKINS STATISTICS

OPENING DRIVES

| REDSKINS   |       |     |      |            | OPPONENTS  |       |     |      |            |
|------------|-------|-----|------|------------|------------|-------|-----|------|------------|
|            | PLAYS | YDS | TIME | RESULTS    |            | PLAYS | YDS | TIME | RESULTS    |
| 9/12 PIT   | 7     | 35  | 3:44 | Punt       | 9/12 PIT   | 3     | 8   | 1:56 | Punt       |
| 9/18 DAL   | 5     | 37  | 2:33 | Punt       | 9/18 DAL   | 13    | 76  | 5:35 | Field Goal |
| 9/25 @NYG  | 7     | 29  | 2:43 | Field Goal | 9/25 @NYG  | 3     | 4   | 1:37 | Punt       |
| 10/2 CLE   | 12    | 75  | 7:20 | Touchdown  | 10/2 CLE   | 6     | 20  | 2:59 | Punt       |
| 10/9 @BAL  | 4     | 21  | 1:57 | Punt       | 10/9 @BAL  | 9     | 75  | 4:47 | Touchdown  |
| 10/16 PHI  | 6     | 24  | 3:10 | Punt       | 10/16 PHI  | 6     | 17  | 3:43 | Punt       |
| 10/23 @DET | 9     | 26  | 5:19 | Punt       | 10/23 @DET | 3     | 9   | 1:07 | Punt       |
| 10/30 @CIN | 15    | 80  | 7:22 | Touchdown  | 10/30 @CIN | 7     | 36  | 3:47 | Touchdown  |
| 11/13 MIN  | 10    | 68  | 4:19 | Touchdown  | 11/13 MIN  | 3     | 4   | 1:37 | Punt       |
| 11/20 GB   | 3     | -3  | 1:09 | Punt       | 11/20 GB   | 3     | 0   | 1:01 | Punt       |
| 11/24 @DAL | 11    | 50  | 6:45 | Missed FG  | 11/24 @DAL | 7     | 75  | 3:51 | Touchdown  |
| 12/4 @ARI  | 3     | -11 | 2:20 | Punt       | 12/4 @ARI  | 15    | 75  | 8:17 | Touchdown  |
| 12/11 @PHI | 3     | 8   | 1:38 | Punt       | 12/11 @PHI | 10    | 46  | 5:14 | Field Goal |
| 12/19 CAR  | 3     | 6   | 0:56 | Punt       | 12/19 CAR  | 7     | 58  | 2:20 | Field Goal |
| 12/24 @CHI | 5     | 18  | 2:23 | Punt       | 12/24 @CHI | 3     | 3   | 1:19 | Punt       |
| 1/1 NYG    | 3     | 9   | 2:14 | Punt       | 1/1 NYG    | 3     | 7   | 1:36 | Punt       |

IN THE RED ZONE

REDSKINS

|               | POSS      | TD        | FG        | MISS/BLK FG | INT      | FUM      | DOWNES   | HALF/GAME  | AVG. POINTS |
|---------------|-----------|-----------|-----------|-------------|----------|----------|----------|------------|-------------|
| 9/12 PIT      | 4         | 1         | 2         | 0/0         | 1        | 0        | 0        | 0/0        | 3.0         |
| 9/18 DAL      | 5         | 2         | 2         | 0/0         | 1        | 0        | 0        | 0/0        | 3.6         |
| 9/25 @NYG     | 4         | 0         | 3         | 0/0         | 0        | 0        | 0        | 1/0        | 2.3         |
| 10/2 CLE      | 5         | 4         | 1         | 0/0         | 0        | 0        | 0        | 0/0        | 5.4         |
| 10/9 @BAL     | 1         | 0         | 1         | 0/0         | 0        | 0        | 0        | 0/0        | 3.0         |
| 10/16 PHI     | 5         | 3         | 1         | 0/0         | 0        | 0        | 0        | 0/1        | 4.2         |
| 10/23 @DET    | 3         | 2         | 0         | 0/0         | 0        | 1        | 0        | 0/0        | 4.0         |
| 10/30 @CIN    | 4         | 1         | 1         | 1/0         | 0        | 0        | 1        | 0/0        | 2.3         |
| 11/13 MIN     | 4         | 1         | 3         | 0/0         | 0        | 0        | 0        | 0/0        | 3.8         |
| 11/20 GB      | 5         | 4         | 1         | 0/0         | 0        | 0        | 0        | 0/0        | 5.4         |
| 11/24 @DAL    | 5         | 2         | 2         | 1/0         | 0        | 0        | 0        | 0/0        | 3.6         |
| 12/4 @ARI     | 2         | 1         | 1         | 0/0         | 0        | 0        | 0        | 0/0        | 4.5         |
| 12/11 @PHI    | 1         | 1         | 0         | 0/0         | 0        | 0        | 0        | 0/0        | 6.0         |
| 12/19 CAR     | 3         | 1         | 2         | 0/0         | 0        | 0        | 0        | 0/0        | 4.0         |
| 12/24 @CHI    | 7         | 4         | 2         | 0/0         | 0        | 0        | 1        | 0/0        | 4.3         |
| 1/1 NYG       | 2         | 1         | 1         | 0/0         | 0        | 0        | 0        | 0/0        | 4.5         |
| <b>TOTALS</b> | <b>60</b> | <b>28</b> | <b>23</b> | <b>2/0</b>  | <b>2</b> | <b>0</b> | <b>2</b> | <b>1/1</b> | <b>4.0</b>  |

OPPONENTS

|               | POSS      | TD        | FG        | MISS/BLK FG | INT      | FUM      | DOWNES   | HALF/GAME  | AVG. POINTS |
|---------------|-----------|-----------|-----------|-------------|----------|----------|----------|------------|-------------|
| 9/12 PIT      | 3         | 3         | 0         | 0/0         | 0        | 0        | 0        | 0/0        | 6.0         |
| 9/18 DAL      | 5         | 3         | 2         | 0/0         | 0        | 0        | 0        | 0/0        | 4.8         |
| 9/25 @NYG     | 5         | 2         | 2         | 0/0         | 1        | 0        | 0        | 0/0        | 3.6         |
| 10/2 CLE      | 3         | 2         | 0         | 0/0         | 0        | 1        | 0        | 0/0        | 4.0         |
| 10/9 @BAL     | 3         | 1         | 1         | 0/0         | 0        | 0        | 1        | 0/0        | 3.0         |
| 10/16 PHI     | 1         | 0         | 1         | 0/0         | 0        | 0        | 0        | 1/0        | 3.0         |
| 10/23 @DET    | 3         | 2         | 1         | 0/0         | 0        | 0        | 0        | 0/0        | 5.0         |
| 10/30 @CIN    | 4         | 4         | 0         | 0/0         | 0        | 0        | 0        | 0/0        | 6.0         |
| 11/13 MIN     | 2         | 2         | 0         | 0/0         | 0        | 0        | 0        | 0/0        | 6.0         |
| 11/20 GB      | 4         | 2         | 1         | 1/0         | 0        | 0        | 0        | 0/0        | 3.8         |
| 11/24 @DAL    | 4         | 4         | 0         | 0/0         | 0        | 0        | 0        | 0/0        | 6.0         |
| 12/4 @ARI     | 3         | 2         | 1         | 0/0         | 0        | 0        | 0        | 0/0        | 5.0         |
| 12/11 @PHI    | 4         | 1         | 1         | 0/0         | 1        | 1        | 0        | 0/0        | 2.3         |
| 12/19 CAR     | 4         | 1         | 3         | 0/0         | 0        | 0        | 0        | 0/0        | 3.8         |
| 12/24 @CHI    | 3         | 2         | 0         | 0/1         | 0        | 0        | 0        | 0/0        | 4.0         |
| 1/1 NYG       | 3         | 1         | 1         | 0/0         | 0        | 0        | 1        | 0/0        | 3.0         |
| <b>TOTALS</b> | <b>54</b> | <b>32</b> | <b>14</b> | <b>1/1</b>  | <b>2</b> | <b>2</b> | <b>2</b> | <b>1/0</b> | <b>4.3</b>  |

2016 WASHINGTON REDSKINS STATISTICS

3RD DOWN EFFICIENCY

REDSKINS

|               | 3 & 1          | 3 & 2          | 3 & 3        | 3 & 4          | 3 & 5         | 3 & 6         | 3 & 7         | 3 & 8         | 3 & 9         | 3 & 10+        | CONV/ATT        | %            |  |  |
|---------------|----------------|----------------|--------------|----------------|---------------|---------------|---------------|---------------|---------------|----------------|-----------------|--------------|--|--|
| 9/12 PIT      | 0 - 0          | 1 - 1          | 0 - 1        | 0 - 0          | 0 - 0         | 0 - 2         | 1 - 1         | 0 - 0         | 0 - 1         | 1 - 4          | 3 - 10          | 30.0%        |  |  |
| 9/18 DAL      | 0 - 1          | 1 - 1          | 1 - 1        | 1 - 2          | 0 - 0         | 0 - 1         | 1 - 3         | 0 - 0         | 0 - 0         | 1 - 3          | 5 - 12          | 41.7%        |  |  |
| 9/25 @NYG     | 1 - 1          | 0 - 2          | 0 - 1        | 3 - 6          | 0 - 1         | 1 - 1         | 0 - 1         | 0 - 0         | 0 - 0         | 2 - 3          | 7 - 16          | 43.8%        |  |  |
| 10/2 CLE      | 3 - 3          | 0 - 0          | 0 - 0        | 0 - 0          | 0 - 0         | 0 - 0         | 0 - 0         | 0 - 0         | 1 - 1         | 0 - 4          | 4 - 8           | 50.0%        |  |  |
| 10/9 @BAL     | 1 - 6          | 1 - 1          | 0 - 0        | 1 - 3          | 0 - 0         | 0 - 1         | 0 - 0         | 0 - 0         | 0 - 1         | 0 - 0          | 3 - 12          | 25.0%        |  |  |
| 10/16 PHI     | 1 - 1          | 0 - 2          | 0 - 0        | 0 - 0          | 2 - 2         | 0 - 0         | 2 - 2         | 1 - 2         | 1 - 1         | 0 - 3          | 7 - 13          | 53.8%        |  |  |
| 10/23 @DET    | 4 - 5          | 1 - 1          | 1 - 2        | 1 - 1          | 0 - 0         | 1 - 1         | 0 - 0         | 0 - 0         | 1 - 2         | 0 - 3          | 9 - 15          | 60.0%        |  |  |
| 10/30 @CIN    | 1 - 1          | 1 - 1          | 1 - 2        | 1 - 1          | 1 - 2         | 1 - 1         | 1 - 3         | 0 - 1         | 0 - 0         | 1 - 5          | 8 - 17          | 47.1%        |  |  |
| 11/13 MIN     | 1 - 1          | 1 - 2          | 0 - 0        | 2 - 3          | 0 - 0         | 1 - 2         | 0 - 0         | 1 - 1         | 0 - 0         | 0 - 3          | 6 - 12          | 50.0%        |  |  |
| 11/20 GB      | 0 - 0          | 2 - 3          | 1 - 1        | 1 - 2          | 2 - 2         | 1 - 2         | 1 - 1         | 0 - 0         | 0 - 1         | 1 - 2          | 9 - 14          | 64.3%        |  |  |
| 11/24 @DAL    | 2 - 2          | 3 - 4          | 0 - 0        | 1 - 1          | 0 - 0         | 0 - 1         | 1 - 1         | 0 - 2         | 0 - 0         | 1 - 4          | 8 - 15          | 53.3%        |  |  |
| 12/4 @ARI     | 1 - 2          | 1 - 1          | 0 - 0        | 1 - 2          | 1 - 1         | 0 - 0         | 0 - 0         | 0 - 0         | 0 - 1         | 1 - 4          | 5 - 11          | 45.5%        |  |  |
| 12/11 @PHI    | 2 - 3          | 0 - 1          | 0 - 0        | 0 - 0          | 0 - 0         | 0 - 2         | 0 - 0         | 0 - 1         | 0 - 0         | 0 - 0          | 2 - 7           | 28.6%        |  |  |
| 12/19 CAR     | 0 - 0          | 0 - 3          | 0 - 0        | 1 - 3          | 0 - 0         | 0 - 0         | 1 - 1         | 0 - 1         | 0 - 1         | 0 - 3          | 2 - 12          | 16.7%        |  |  |
| 12/24 @CHI    | 2 - 3          | 1 - 1          | 0 - 0        | 1 - 2          | 1 - 2         | 1 - 2         | 0 - 1         | 0 - 0         | 1 - 1         | 1 - 1          | 8 - 13          | 61.5%        |  |  |
| 1/1 NYG       | 0 - 1          | 1 - 2          | 0 - 0        | 0 - 0          | 1 - 1         | 1 - 1         | 0 - 0         | 0 - 2         | 0 - 0         | 1 - 5          | 4 - 12          | 33.3%        |  |  |
| <b>TOTALS</b> | <b>19 - 30</b> | <b>14 - 26</b> | <b>4 - 8</b> | <b>14 - 26</b> | <b>8 - 11</b> | <b>7 - 17</b> | <b>8 - 14</b> | <b>2 - 10</b> | <b>4 - 10</b> | <b>10 - 47</b> | <b>90 - 199</b> | <b>45.2%</b> |  |  |
|               | 63.3%          | 53.8%          | 50.0%        | 53.8%          | 72.7%         | 41.2%         | 57.1%         | 20.0%         | 40.0%         | 21.3%          |                 |              |  |  |
|               | 3RD & 1-3      |                |              | 3RD & 4-6      |               |               | 3RD & 7+      |               |               |                |                 |              |  |  |
|               | 37 - 64        |                |              | 29 - 54        |               |               | 24 - 81       |               |               |                |                 |              |  |  |
|               | 57.8%          |                |              | 53.7%          |               |               | 29.6%         |               |               |                |                 |              |  |  |

OPPONENTS

|               | 3 & 1          | 3 & 2         | 3 & 3          | 3 & 4         | 3 & 5         | 3 & 6         | 3 & 7         | 3 & 8         | 3 & 9         | 3 & 10+        | CONV/ATT        | %            |  |  |
|---------------|----------------|---------------|----------------|---------------|---------------|---------------|---------------|---------------|---------------|----------------|-----------------|--------------|--|--|
| 9/12 PIT      | 3 - 3          | 0 - 1         | 2 - 3          | 1 - 2         | 1 - 2         | 0 - 0         | 0 - 0         | 1 - 2         | 0 - 0         | 1 - 1          | 9 - 14          | 64.3%        |  |  |
| 9/18 DAL      | 1 - 2          | 0 - 0         | 0 - 0          | 1 - 2         | 0 - 1         | 0 - 0         | 0 - 1         | 1 - 1         | 1 - 1         | 2 - 4          | 6 - 12          | 50.0%        |  |  |
| 9/25 @NYG     | 0 - 0          | 1 - 1         | 0 - 0          | 0 - 0         | 0 - 0         | 0 - 1         | 0 - 0         | 1 - 1         | 0 - 1         | 2 - 5          | 4 - 9           | 44.4%        |  |  |
| 10/2 CLE      | 1 - 1          | 0 - 0         | 1 - 1          | 0 - 0         | 0 - 1         | 0 - 1         | 1 - 2         | 1 - 1         | 2 - 2         | 2 - 3          | 8 - 12          | 66.7%        |  |  |
| 10/9 @BAL     | 1 - 2          | 1 - 2         | 1 - 1          | 0 - 1         | 0 - 0         | 0 - 1         | 0 - 0         | 0 - 2         | 0 - 1         | 0 - 5          | 3 - 15          | 20.0%        |  |  |
| 10/16 PHI     | 0 - 0          | 1 - 1         | 0 - 0          | 1 - 2         | 0 - 0         | 0 - 1         | 0 - 0         | 0 - 0         | 1 - 3         | 1 - 5          | 4 - 12          | 33.3%        |  |  |
| 10/23 @DET    | 0 - 1          | 0 - 1         | 0 - 0          | 0 - 0         | 0 - 0         | 1 - 2         | 0 - 0         | 0 - 2         | 1 - 1         | 1 - 2          | 3 - 9           | 33.3%        |  |  |
| 10/30 @CIN    | 0 - 1          | 1 - 1         | 2 - 2          | 2 - 2         | 0 - 0         | 0 - 0         | 1 - 1         | 0 - 3         | 1 - 2         | 1 - 3          | 8 - 15          | 53.3%        |  |  |
| 11/13 MIN     | 1 - 3          | 2 - 2         | 1 - 1          | 0 - 0         | 1 - 1         | 0 - 1         | 0 - 0         | 0 - 0         | 0 - 0         | 0 - 3          | 5 - 11          | 45.5%        |  |  |
| 11/20 GB      | 0 - 0          | 0 - 1         | 4 - 5          | 0 - 0         | 1 - 2         | 0 - 1         | 0 - 1         | 0 - 1         | 0 - 0         | 2 - 4          | 7 - 15          | 46.7%        |  |  |
| 11/24 @DAL    | 0 - 0          | 0 - 0         | 0 - 0          | 0 - 0         | 0 - 1         | 0 - 0         | 1 - 1         | 1 - 1         | 1 - 2         | 1 - 3          | 4 - 8           | 50.0%        |  |  |
| 12/4 @ARI     | 1 - 1          | 0 - 1         | 1 - 2          | 0 - 0         | 0 - 0         | 3 - 3         | 0 - 2         | 1 - 1         | 1 - 1         | 3 - 5          | 10 - 16         | 62.5%        |  |  |
| 12/11 @PHI    | 1 - 1          | 2 - 4         | 1 - 4          | 0 - 0         | 1 - 2         | 1 - 1         | 1 - 1         | 0 - 0         | 1 - 1         | 1 - 4          | 9 - 18          | 50.0%        |  |  |
| 12/19 CAR     | 1 - 1          | 0 - 0         | 0 - 1          | 2 - 3         | 1 - 1         | 0 - 1         | 0 - 0         | 0 - 1         | 0 - 2         | 0 - 5          | 4 - 15          | 26.7%        |  |  |
| 12/24 @CHI    | 2 - 3          | 0 - 0         | 0 - 0          | 0 - 1         | 0 - 0         | 0 - 0         | 2 - 3         | 1 - 1         | 0 - 0         | 2 - 2          | 7 - 10          | 70.0%        |  |  |
| 1/1 NYG       | 0 - 0          | 1 - 2         | 2 - 4          | 2 - 2         | 1 - 1         | 0 - 1         | 0 - 2         | 0 - 1         | 0 - 1         | 0 - 3          | 6 - 17          | 35.3%        |  |  |
| <b>TOTALS</b> | <b>12 - 19</b> | <b>9 - 17</b> | <b>15 - 24</b> | <b>9 - 15</b> | <b>6 - 12</b> | <b>5 - 14</b> | <b>6 - 14</b> | <b>7 - 18</b> | <b>9 - 18</b> | <b>19 - 57</b> | <b>97 - 208</b> | <b>46.6%</b> |  |  |
|               | 63.2%          | 52.9%         | 62.5%          | 60.0%         | 50.0%         | 35.7%         | 42.9%         | 38.9%         | 50.0%         | 33.3%          |                 |              |  |  |
|               | 3RD & 1-3      |               |                | 3RD & 4-6     |               |               | 3RD & 7+      |               |               |                |                 |              |  |  |
|               | 36 - 60        |               |                | 20 - 41       |               |               | 41 - 107      |               |               |                |                 |              |  |  |
|               | 60.0%          |               |                | 48.8%         |               |               | 38.3%         |               |               |                |                 |              |  |  |

2016 WASHINGTON REDSKINS STATISTICS

GAME-BY-GAME INDIVIDUAL HIGHS

|            | REDSKINS         |                 |                 |                  |                  |                  |                 |                     |
|------------|------------------|-----------------|-----------------|------------------|------------------|------------------|-----------------|---------------------|
|            | PASSING          |                 |                 | RUSHING          |                  | RECEIVING        |                 | TACKLES             |
|            | Yards            | Attempts        | Completions     | Yards            | Attempts         | Yards            | Receptions      | Total               |
| 9/12 PIT   | K. Cousins (329) | K. Cousins (43) | K. Cousins (30) | M. Jones (24)    | M. Jones (7)     | D. Jackson (102) | J. Reed (7)     | M. Foster (14)      |
| 9/18 DAL   | K. Cousins (364) | K. Cousins (46) | K. Cousins (28) | M. Jones (61)    | M. Jones (13)    | J. Reed (70)     | J. Crowder (6)  | Multiple (10)       |
| 9/25 @NYG  | K. Cousins (296) | K. Cousins (35) | K. Cousins (21) | M. Jones (65)    | M. Jones (17)    | D. Jackson (96)  | Multiple (5)    | D. Bruton Jr. (9)   |
| 10/2 CLE   | K. Cousins (183) | K. Cousins (27) | K. Cousins (21) | M. Jones (117)   | M. Jones (22)    | J. Reed (73)     | J. Reed (9)     | W. Compton (11)     |
| 10/9 @BAL  | K. Cousins (260) | K. Cousins (41) | K. Cousins (29) | M. Jones (31)    | M. Jones (14)    | P. Garçon (56)   | J. Reed (8)     | Multiple (9)        |
| 10/16 PHI  | K. Cousins (263) | K. Cousins (34) | K. Cousins (18) | M. Jones (135)   | M. Jones (16)    | P. Garçon (77)   | P. Garçon (6)   | Multiple (6)        |
| 10/23 @DET | K. Cousins (301) | K. Cousins (39) | K. Cousins (30) | C. Thompson (73) | C. Thompson (12) | J. Crowder (108) | Multiple (7)    | D. Whitner Sr. (8)  |
| 10/30 @CIN | K. Cousins (458) | K. Cousins (56) | K. Cousins (38) | R. Kelley (87)   | R. Kelley (21)   | J. Crowder (107) | Multiple (9)    | W. Compton (10)     |
| 11/13 MIN  | K. Cousins (262) | K. Cousins (33) | K. Cousins (22) | R. Kelley (97)   | R. Kelley (22)   | P. Garçon (81)   | P. Garçon (6)   | Multiple (9)        |
| 11/20 GB   | K. Cousins (375) | K. Cousins (30) | K. Cousins (21) | R. Kelley (137)  | R. Kelley (24)   | P. Garçon (116)  | P. Garçon (6)   | D. Whitner Sr. (10) |
| 11/24 @DAL | K. Cousins (449) | K. Cousins (53) | K. Cousins (41) | R. Kelley (37)   | R. Kelley (14)   | D. Jackson (118) | J. Reed (10)    | Multiple (5)        |
| 12/4 @ARI  | K. Cousins (271) | K. Cousins (37) | K. Cousins (21) | R. Kelley (63)   | R. Kelley (14)   | P. Garçon (78)   | P. Garçon (7)   | Multiple (6)        |
| 12/11 @PHI | K. Cousins (234) | K. Cousins (21) | K. Cousins (14) | R. Kelley (63)   | R. Kelley (16)   | D. Jackson (102) | P. Garçon (5)   | M. Foster (12)      |
| 12/19 CAR  | K. Cousins (315) | K. Cousins (47) | K. Cousins (32) | K. Cousins (11)  | R. Kelley (9)    | D. Jackson (111) | Multiple (7)    | Multiple (13)       |
| 12/24 @CHI | K. Cousins (270) | K. Cousins (29) | K. Cousins (18) | M. Brown (82)    | R. Kelley (19)   | D. Jackson (114) | D. Jackson (5)  | M. Foster (8)       |
| 1/1 NYG    | K. Cousins (287) | K. Cousins (35) | K. Cousins (22) | R. Kelley (33)   | R. Kelley (12)   | P. Garçon (96)   | C. Thompson (6) | M. Foster (17)      |

OPPONENTS

|            | PASSING                 |                        |                        | RUSHING           |                  | RECEIVING            |                    | TACKLES           |
|------------|-------------------------|------------------------|------------------------|-------------------|------------------|----------------------|--------------------|-------------------|
|            | Yards                   | Attempts               | Completions            | Yards             | Attempts         | Yards                | Receptions         | Total             |
| 9/12 PIT   | B. Roethlisberger (300) | B. Roethlisberger (37) | B. Roethlisberger (27) | D. Williams (143) | D. Williams (26) | A. Brown (126)       | A. Brown (8)       | L. Timmons (8)    |
| 9/18 DAL   | D. Prescott (292)       | D. Prescott (30)       | D. Prescott (22)       | E. Elliott (83)   | E. Elliott (21)  | D. Bryant (102)      | D. Bryant (7)      | S. Lee (10)       |
| 9/25 @NYG  | E. Manning (350)        | E. Manning (38)        | E. Manning (25)        | S. Vereen (67)    | S. Vereen (11)   | O. Beckham Jr. (121) | O. Beckham Jr. (7) | D. Harrison (10)  |
| 10/2 CLE   | C. Kessler (223)        | C. Kessler (40)        | C. Kessler (28)        | I. Crowell (112)  | I. Crowell (15)  | G. Barnidge (57)     | G. Barnidge (7)    | Multiple (7)      |
| 10/9 @BAL  | J. Flacco (210)         | J. Flacco (46)         | J. Flacco (30)         | T. West (95)      | T. West (11)     | M. Wallace (63)      | Multiple (7)       | L. Webb (7)       |
| 10/16 PHI  | C. Wentz (179)          | C. Wentz (22)          | C. Wentz (11)          | R. Mathews (60)   | R. Mathews (9)   | J. Matthews (75)     | Multiple (3)       | R. McLeod (14)    |
| 10/23 @DET | M. Stafford (266)       | M. Stafford (29)       | M. Stafford (18)       | J. Forsett (33)   | Z. Zenner (9)    | M. Jones (94)        | G. Tate (6)        | T. Whitehead (12) |
| 10/30 @CIN | A. Dalton (284)         | A. Dalton (42)         | A. Dalton (27)         | J. Hill (76)      | J. Hill (20)     | A. Green (121)       | Multiple (9)       | V. Burfict (10)   |
| 11/13 MIN  | S. Bradford (307)       | S. Bradford (40)       | S. Bradford (31)       | J. McKinnon (16)  | M. Asiata (9)    | S. Diggs (164)       | S. Diggs (13)      | Multiple (7)      |
| 11/20 GB   | A. Rodgers (351)        | A. Rodgers (41)        | A. Rodgers (26)        | A. Rodgers (33)   | J. Starks (9)    | J. Cook (105)        | J. Cook (6)        | L. Gunter (7)     |
| 11/24 @DAL | D. Prescott (195)       | D. Prescott (24)       | D. Prescott (17)       | E. Elliott (97)   | E. Elliott (20)  | D. Bryant (72)       | D. Bryant (5)      | S. Lee (14)       |
| 12/4 @ARI  | C. Palmer (300)         | C. Palmer (46)         | C. Palmer (30)         | D. Johnson (84)   | D. Johnson (18)  | D. Johnson (91)      | L. Fitzgerald (10) | D. Bucannon (7)   |
| 12/11 @PHI | C. Wentz (314)          | C. Wentz (46)          | C. Wentz (32)          | R. Mathews (60)   | R. Mathews (15)  | Z. Ertz (112)        | Z. Ertz (10)       | B. Logan (6)      |
| 12/19 CAR  | C. Newton (300)         | C. Newton (37)         | C. Newton (21)         | J. Stewart (132)  | J. Stewart (25)  | G. Olsen (85)        | G. Olsen (6)       | K. Coleman (9)    |
| 12/24 @CHI | M. Barkley (323)        | M. Barkley (40)        | M. Barkley (24)        | J. Howard (119)   | J. Howard (18)   | C. Meredith (135)    | C. Meredith (9)    | J. Freeman (9)    |
| 1/1 NYG    | E. Manning (180)        | E. Manning (27)        | E. Manning (17)        | P. Perkins (102)  | P. Perkins (21)  | W. Tye (47)          | O. Beckham Jr. (5) | L. Collins (8)    |

OVERALL

|            | PASSING           |                  |                  | RUSHING           |                  | RECEIVING            |                    | TACKLES             |
|------------|-------------------|------------------|------------------|-------------------|------------------|----------------------|--------------------|---------------------|
|            | Yards             | Attempts         | Completions      | Yards             | Attempts         | Yards                | Receptions         | Total               |
| 9/12 PIT   | K. Cousins (329)  | K. Cousins (43)  | K. Cousins (30)  | D. Williams (143) | D. Williams (26) | A. Brown (126)       | A. Brown (8)       | M. Foster (14)      |
| 9/18 DAL   | K. Cousins (364)  | K. Cousins (46)  | K. Cousins (28)  | E. Elliott (83)   | E. Elliott (21)  | D. Bryant (102)      | D. Bryant (7)      | Multiple (10)       |
| 9/25 @NYG  | E. Manning (350)  | E. Manning (38)  | E. Manning (25)  | S. Vereen (67)    | M. Jones (17)    | O. Beckham Jr. (121) | O. Beckham Jr. (7) | D. Harrison (10)    |
| 10/2 CLE   | C. Kessler (223)  | C. Kessler (40)  | C. Kessler (28)  | M. Jones (117)    | M. Jones (22)    | J. Reed (73)         | J. Reed (9)        | W. Compton (11)     |
| 10/9 @BAL  | K. Cousins (260)  | J. Flacco (46)   | J. Flacco (30)   | T. West (95)      | T. West (11)     | M. Wallace (63)      | J. Reed (8)        | Multiple (9)        |
| 10/16 PHI  | K. Cousins (263)  | K. Cousins (34)  | K. Cousins (18)  | M. Jones (135)    | M. Jones (16)    | P. Garçon (77)       | P. Garçon (6)      | R. McLeod (14)      |
| 10/23 @DET | K. Cousins (301)  | K. Cousins (39)  | K. Cousins (30)  | C. Thompson (73)  | C. Thompson (12) | J. Crowder (108)     | Multiple (7)       | T. Whitehead (12)   |
| 10/30 @CIN | K. Cousins (458)  | K. Cousins (56)  | K. Cousins (38)  | R. Kelley (87)    | R. Kelley (21)   | A. Green (121)       | Multiple (9)       | Multiple (10)       |
| 11/13 MIN  | S. Bradford (307) | S. Bradford (40) | S. Bradford (31) | R. Kelley (97)    | R. Kelley (22)   | S. Diggs (164)       | S. Diggs (13)      | Multiple (9)        |
| 11/20 GB   | K. Cousins (375)  | A. Rodgers (41)  | A. Rodgers (26)  | R. Kelley (137)   | R. Kelley (24)   | P. Garçon (116)      | Multiple (6)       | D. Whitner Sr. (10) |
| 11/24 @DAL | K. Cousins (449)  | K. Cousins (53)  | K. Cousins (41)  | E. Elliott (97)   | E. Elliott (20)  | D. Jackson (118)     | J. Reed (10)       | S. Lee (14)         |
| 12/4 @ARI  | C. Palmer (300)   | C. Palmer (46)   | C. Palmer (30)   | D. Johnson (84)   | D. Johnson (18)  | D. Johnson (91)      | L. Fitzgerald (10) | D. Bucannon (7)     |
| 12/11 @PHI | C. Wentz (314)    | C. Wentz (46)    | C. Wentz (32)    | R. Kelley (63)    | R. Kelley (16)   | Z. Ertz (112)        | Z. Ertz (10)       | M. Foster (12)      |
| 12/19 CAR  | K. Cousins (315)  | K. Cousins (47)  | K. Cousins (32)  | J. Stewart (132)  | J. Stewart (25)  | D. Jackson (111)     | Multiple (7)       | Multiple (13)       |
| 12/24 @CHI | M. Barkley (323)  | M. Barkley (40)  | M. Barkley (24)  | J. Howard (119)   | R. Kelley (19)   | C. Meredith (135)    | C. Meredith (9)    | J. Freeman (9)      |
| 1/1 NYG    | K. Cousins (287)  | K. Cousins (35)  | K. Cousins (22)  | P. Perkins (102)  | P. Perkins (21)  | P. Garçon (96)       | C. Thompson (6)    | M. Foster (17)      |

**2016 WASHINGTON REDSKINS STATISTICS**

| <b>REGULAR SEASON HIGHS / LOWS</b> |                            |                             |                            |                            |
|------------------------------------|----------------------------|-----------------------------|----------------------------|----------------------------|
|                                    | <b>REDSKINS</b>            |                             | <b>OPPONENTS</b>           |                            |
|                                    | <b>HIGH</b>                | <b>LOW</b>                  | <b>HIGH</b>                | <b>LOW</b>                 |
| Points                             | 42 vs. GB                  | 10 vs. NYG                  | 38 vs. PIT                 | 10 @ BAL                   |
| First Downs                        | 30 @ CIN                   | 16 (multiple), last vs. NYG | 35 @ CIN                   | 12 vs. PHI                 |
| Total Offense                      | 546 @ CIN                  | 284 vs. NYG                 | 458 @ CHI                  | 239 vs. PHI                |
| Net Yards Rushing                  | 230 vs. PHI                | 29 vs. CAR                  | 163 (multiple), last @ DAL | 47 vs. MIN                 |
| Net Yards Passing                  | 449 @ DAL                  | 156 vs. CLE                 | 340 vs. GB                 | 145 vs. PHI                |
| Offensive Plays                    | 88 @ CIN                   | 46 @ PHI                    | 81 @ CIN                   | 48 vs. PHI                 |
| Rushing Attempts                   | 35 @ CHI                   | 12 vs. PIT                  | 40 vs. NYG                 | 19 (multiple), last vs. GB |
| Pass Attempts                      | 56 @ CIN                   | 21 @ PHI                    | 47 @ BAL                   | 22 vs. PHI                 |
| Pass Completions                   | 41 @ DAL                   | 14 @ PHI                    | 32 @ PHI                   | 11 vs. PHI                 |
| Passes Had Intercepted             | 2 (multiple), last vs. NYG | 0 (multiple), last @ CHI    | 5 @ CHI                    | 0 (multiple), last vs. NYG |
| Sacks Allowed                      | 4 vs. NYG                  | 0 (multiple), last @ CHI    | 5 vs. PHI                  | 1 (multiple), last vs. NYG |
| Fumbles                            | 3 (multiple), last @ DET   | 0 (multiple), last @ CHI    | 3 (multiple), last @ PHI   | 0 (multiple), last vs. NYG |
| Fumbles Lost                       | 2 (multiple), last vs. CAR | 0 (multiple), last @ CHI    | 2 vs. CLE                  | 0 (multiple), last vs. NYG |
| Total Turnovers                    | 3 (multiple), last vs. NYG | 0 (multiple), last @ CHI    | 5 @ CHI                    | 0 (multiple), last vs. NYG |
| Penalties                          | 15 @ CIN                   | 3 @ DAL                     | 13 vs. PHI                 | 3 @ DAL                    |
| Yards Penalized                    | 106 @ CIN                  | 20 @ DET                    | 128 @ NYG                  | 25 @ DAL                   |
| Time of Possession                 | 39:42 @ CIN                | 23:22 @ PHI                 | 36:38 @ PHI                | 25:01 @ DET                |
| Defensive Interceptions            | 5 @ CHI                    | 0 (multiple), last vs. CAR  | 2 (multiple), last vs. NYG | 0 (multiple), last @ CHI   |
| Total Takeaways                    | 5 @ CHI                    | 0 (multiple), last vs. CAR  | 3 (multiple), last vs. NYG | 0 (multiple), last @ CHI   |
| Drive (plays)                      | 15 (multiple), last @ DAL  | 1 (multiple), last vs. NYG  | 17 vs. GB                  | 1 (multiple), last @ CHI   |
| Drive (yards)                      | 91 (multiple), last @ CHI  | -13 @ ARI                   | 94 vs. DAL                 | -10 vs. GB                 |
| Third Down Conversions             | 9 (multiple), last vs. GB  | 2 (multiple), last vs. CAR  | 10 @ ARI                   | 3 (multiple), last @ DET   |

| <b>REGULAR SEASON INDIVIDUAL HIGHS</b> |   |   |
|--|---|---|
|  | <b>REDSKINS</b>                               | <b>OPPONENTS</b>                                |
|  | Yards Rushing                                 | 137 by Robert Kelley vs. GB                     |
| Rushing Attempts                       | 24 by Robert Kelley vs. GB                    | 26 by DeAngelo Williams vs. PIT                 |
| Rushing TDs                            | 3 by Robert Kelley vs. GB                     | 2 (multiple), last by Ezekiel Elliott @ DAL     |
| Receptions                             | 10 by Jordan Reed @ DAL                       | 13 by Stefon Diggs vs. MIN                      |
| Yards Receiving                        | 118 by DeSean Jackson @ DAL                   | 164 by Stefon Diggs vs. MIN                     |
| Receiving TDs                          | 2 (multiple), last by Jordan Reed @ DAL       | 2 by Antonio Brown vs. PIT                      |
| Combined Yards (rush/rec)              | 138 by Matt Jones vs. CLE                     | 175 by David Johnson @ ARI                      |
| All-Purpose Yards (rush/rec/ret)       | 138 by Matt Jones vs. CLE                     | 175 by David Johnson @ ARI                      |
| Yards Passing                          | 458 by Kirk Cousins @ CIN                     | 351 by Aaron Rodgers vs. GB                     |
| Pass Attempts                          | 56 by Kirk Cousins @ CIN                      | 46 (multiple), last by Carson Wentz @ PHI       |
| Pass Completions                       | 41 by Kirk Cousins @ DAL                      | 31 by Sam Bradford vs. MIN                      |
| TD Passes                              | 3 (multiple), last by Kirk Cousins @ DAL      | 3 (multiple), last by Carson Palmer @ ARI       |
| Interceptions Thrown                   | 2 (multiple), last by Kirk Cousins vs. NYG    | 5 by Matt Barkley @ CHI                         |
| Longest Run                            | 66 by Robert Kelley vs. GB                    | 35 by Terrance West @ BAL                       |
| Longest Pass Completion                | 80t from Kirk Cousins to DeSean Jackson @ PHI | 54 from Carson Wentz to Jordan Matthews vs. PHI |
| Longest Kickoff Return                 | 45 by Will Blackmon @ BAL                     | 86t by Wendell Smallwood vs. PHI                |
| Longest Punt Return                    | 85t by Jamison Crowder @ BAL                  | 19 by Ted Ginn Jr. vs. CAR                      |
| Longest Interception Return            | 79 by Will Blackmon @ CHI                     | 64t by Malcolm Jenkins vs. PHI                  |
| Longest Punt                           | 61 by Tress Way @ BAL                         | 68 by Sam Koch @ BAL                            |
| Longest Field Goal                     | 53 by Dustin Hopkins @ ARI                    | 51 by Cody Parkey vs. CLE                       |
| Touchdowns Scored                      | 3 by Robert Kelley vs. GB                     | 2 (multiple), last by David Johnson @ ARI       |
| Points Scored                          | 18 by Robert Kelley vs. GB                    | 14 by Graham Gano vs. CAR                       |

**2016 WASHINGTON REDSKINS STATISTICS**

**20-YARD PLAYS FROM SCRIMMAGE**

| REDSKINS   |     |  |
|------------|-----|--|
|            | YDS | PLAY   |
| 9/12 PIT   | 33  | Kirk Cousins pass to DeSean Jackson                |
| 9/12 PIT   | 31  | Kirk Cousins pass to DeSean Jackson                |
| 9/12 PIT   | 20  | Kirk Cousins pass to Vernon Davis                  |
| 9/18 DAL   | 57  | Kirk Cousins pass to Josh Doctson                  |
| 9/18 DAL   | 38  | Kirk Cousins pass to Chris Thompson                |
| 9/18 DAL   | 32  | Kirk Cousins pass to Vernon Davis                  |
| 9/18 DAL   | 28  | Kirk Cousins pass to DeSean Jackson                |
| 9/18 DAL   | 25  | Kirk Cousins pass to Jordan Reed                   |
| 9/18 DAL   | 25  | Kirk Cousins pass to Niles Paul (16) + PEN (9)     |
| 9/25 @NYG  | 55t | Kirk Cousins pass to Jamison Crowder               |
| 9/25 @NYG  | 44t | Kirk Cousins pass to DeSean Jackson                |
| 9/25 @NYG  | 31  | Kirk Cousins pass to DeSean Jackson                |
| 9/25 @NYG  | 31  | Tress Way pass to Quinton Dunbar                   |
| 9/25 @NYG  | 24  | Kirk Cousins pass to Jordan Reed                   |
| 9/25 @NYG  | 20  | Kirk Cousins pass to Pierre Garçon                 |
| 10/2 CLE   | 26  | Kirk Cousins pass to Jordan Reed                   |
| 10/2 CLE   | 25  | Matt Jones run                                     |
| 10/2 CLE   | 23  | Kirk Cousins pass to Pierre Garçon                 |
| 10/2 CLE   | 20  | Chris Thompson run                                 |
| 10/9 @BAL  | 27  | Kirk Cousins pass to DeSean Jackson                |
| 10/9 @BAL  | 23  | Kirk Cousins pass to Jamison Crowder               |
| 10/9 @BAL  | 21t | Kirk Cousins pass to Pierre Garçon                 |
| 10/16 PHI  | 57  | Matt Jones run                                     |
| 10/16 PHI  | 45  | Robert Kelley run                                  |
| 10/16 PHI  | 37  | Kirk Cousins pass to Vernon Davis                  |
| 10/16 PHI  | 35  | Kirk Cousins pass to DeSean Jackson                |
| 10/16 PHI  | 22  | Matt Jones run                                     |
| 10/16 PHI  | 22  | Kirk Cousins pass to Pierre Garçon                 |
| 10/16 PHI  | 21  | Kirk Cousins pass to Jamison Crowder               |
| 10/16 PHI  | 20  | Kirk Cousins pass to Pierre Garçon                 |
| 10/23 @DET | 27  | Kirk Cousins pass to Vernon Davis                  |
| 10/23 @DET | 26  | Kirk Cousins pass to Jamison Crowder               |
| 10/23 @DET | 22  | Kirk Cousins pass to Vernon Davis                  |
| 10/30 @CIN | 44  | Kirk Cousins pass to Vernon Davis                  |
| 10/30 @CIN | 38  | Kirk Cousins pass to DeSean Jackson                |
| 10/30 @CIN | 33t | Kirk Cousins pass to Jamison Crowder               |
| 10/30 @CIN | 26  | Kirk Cousins pass to Vernon Davis                  |
| 10/30 @CIN | 23  | Kirk Cousins pass to Pierre Garçon                 |
| 10/30 @CIN | 23t | Kirk Cousins pass to Jordan Reed                   |
| 10/30 @CIN | 21  | Kirk Cousins pass to DeSean Jackson (6) + PEN (15) |
| 10/30 @CIN | 21  | Kirk Cousins pass to Pierre Garçon (6) + PEN (15)  |
| 10/30 @CIN | 20  | Kirk Cousins pass to Jamison Crowder               |
| 11/13 MIN  | 38t | Kirk Cousins pass to Vernon Davis                  |
| 11/13 MIN  | 25  | Kirk Cousins pass to Jordan Reed                   |
| 11/13 MIN  | 21  | Robert Kelley run                                  |
| 11/20 GB   | 70t | Kirk Cousins pass to Pierre Garçon                 |
| 11/20 GB   | 66  | Robert Kelley run                                  |
| 11/20 GB   | 53  | Kirk Cousins pass to Jamison Crowder               |
| 11/20 GB   | 44t | Kirk Cousins pass to Jamison Crowder               |
| 11/20 GB   | 28  | Kirk Cousins pass to Jordan Reed                   |
| 11/20 GB   | 26  | Kirk Cousins pass to Jordan Reed                   |
| 11/24 @DAL | 67t | Kirk Cousins pass to DeSean Jackson                |
| 11/24 @DAL | 38  | Kirk Cousins pass to Jamison Crowder               |
| 11/24 @DAL | 33  | Kirk Cousins pass to Jordan Reed                   |
| 11/24 @DAL | 27  | Kirk Cousins pass to Pierre Garçon                 |
| 11/24 @DAL | 26  | Kirk Cousins pass to DeSean Jackson                |
| 11/24 @DAL | 26  | Kirk Cousins pass to Vernon Davis                  |
| 11/24 @DAL | 22  | Kirk Cousins pass to Vernon Davis                  |

| OPPONENTS  |     |   |
|------------|-----|---|
|            | YDS | PLAY  |
| 9/12 PIT   | 42  | Ben Roethlisberger pass to Sammie Coates          |
| 9/12 PIT   | 29t | Ben Roethlisberger pass to Antonio Brown          |
| 9/12 PIT   | 26t | Ben Roethlisberger pass to Antonio Brown          |
| 9/12 PIT   | 21  | Ben Roethlisberger pass to Antonio Brown          |
| 9/12 PIT   | 20  | Ben Roethlisberger pass to Eli Rogers             |
| 9/18 DAL   | 29  | Dak Prescott pass to Jason Witten                 |
| 9/18 DAL   | 28  | Dak Prescott pass to Cole Beasley                 |
| 9/18 DAL   | 28  | Dak Prescott pass to Geoff Swaim                  |
| 9/18 DAL   | 21  | Ezekiel Elliott run                               |
| 9/18 DAL   | 21  | Dak Prescott pass to Dez Bryant                   |
| 9/25 @NYG  | 37  | Eli Manning pass to Victor Cruz                   |
| 9/25 @NYG  | 33  | Eli Manning pass to Sterling Shepard              |
| 9/25 @NYG  | 27  | Eli Manning pass to Sterling Shepard              |
| 9/25 @NYG  | 26  | Eli Manning pass to Odell Beckham Jr.             |
| 9/25 @NYG  | 25  | Shane Vereen run                                  |
| 9/25 @NYG  | 24  | Eli Manning pass to Bobby Rainey                  |
| 9/25 @NYG  | 24  | Eli Manning pass to Odell Beckham Jr.             |
| 9/25 @NYG  | 23t | Eli Manning pass to Sterling Shepard              |
| 10/2 CLE   |     | None  |
| 10/9 @BAL  | 35  | Terrance West run                                 |
| 10/9 @BAL  | 27  | Terrance West run                                 |
| 10/16 PHI  | 54  | Carson Wentz pass to Jordan Matthews              |
| 10/16 PHI  | 23  | Carson Wentz pass to Dorial Green-Beckham         |
| 10/16 PHI  | 22  | Ryan Mathews run                                  |
| 10/16 PHI  | 22  | Carson Wentz pass to Zach Ertz                    |
| 10/23 @DET | 52  | Matthew Stafford pass to Marvin Jones             |
| 10/23 @DET | 27  | Matthew Stafford pass to Golden Tate              |
| 10/23 @DET | 23  | Matthew Stafford pass to Marvin Jones             |
| 10/23 @DET | 22  | Matthew Stafford pass to Golden Tate              |
| 10/23 @DET | 20  | Matthew Stafford pass to Andre Roberts            |
| 10/30 @CIN | 40  | Andy Dalton pass to A.J. Green                    |
| 10/30 @CIN | 22  | Andy Dalton pass to Tyler Eifert                  |
| 10/30 @CIN | 20  | Giovani Bernard run (5) + PEN (15)                |
| 11/13 MIN  | 36  | Sam Bradford pass to Stefon Diggs                 |
| 11/13 MIN  | 28  | Sam Bradford pass to Stefon Diggs                 |
| 11/13 MIN  | 23  | Sam Bradford pass to Stefon Diggs                 |
| 11/13 MIN  | 20  | Sam Bradford pass to Kyle Rudolph                 |
| 11/13 MIN  | 20t | Sam Bradford pass to Kyle Rudolph                 |
| 11/20 GB   | 47  | Aaron Rodgers pass to Jared Cook                  |
| 11/20 GB   | 47  | Aaron Rodgers pass to Randall Cobb                |
| 11/20 GB   | 37  | Aaron Rodgers pass to Davante Adams               |
| 11/20 GB   | 31t | Aaron Rodgers pass to James Starks                |
| 11/20 GB   | 29  | Aaron Rodgers pass to Jared Cook                  |
| 11/20 GB   | 27  | Aaron Rodgers pass to Randall Cobb (22) + PEN (5) |
| 11/24 @DAL | 26  | Dak Prescott pass to Dez Bryant                   |
| 11/24 @DAL | 22  | Dak Prescott run                                  |
| 11/24 @DAL | 21  | Dak Prescott pass to Jason Witten                 |
| 11/24 @DAL | 21  | Ezekiel Elliott run                               |
| 11/24 @DAL | 20  | Ezekiel Elliott run                               |
| 12/4 @ARI  | 42t | Carson Palmer pass to J.J. Nelson                 |
| 12/4 @ARI  | 25t | Carson Palmer pass to David Johnson               |
| 12/4 @ARI  | 23  | Carson Palmer pass to Larry Fitzgerald            |
| 12/4 @ARI  | 23  | Carson Palmer pass to David Johnson               |
| 12/11 @PHI | 29  | Carson Wentz pass to Zach Ertz                    |
| 12/11 @PHI | 21  | Ryan Mathews run                                  |

*(Continued on next page)*

2016 WASHINGTON REDSKINS STATISTICS

20-YARD PLAYS FROM SCRIMMAGE

| REDSKINS    |     |                                      |
|-------------|-----|--------------------------------------|
|             | YDS | PLAY                                 |
| 12/4 @ARI   | 59  | Kirk Cousins pass to DeSean Jackson  |
| 12/4 @ARI   | 28  | Kirk Cousins pass to Pierre Garçon   |
| 12/4 @ARI   | 26t | Kirk Cousins pass to Jamison Crowder |
| 12/4 @ARI   | 21  | Kirk Cousins pass to Chris Thompson  |
| 12/11 @ PHI | 80t | Kirk Cousins pass to DeSean Jackson  |
| 12/11 @ PHI | 33  | Kirk Cousins pass to Jamison Crowder |
| 12/11 @ PHI | 25t | Chris Thompson run                   |
| 12/11 @ PHI | 22t | Robert Kelley run                    |
| 12/11 @ PHI | 21  | Kirk Cousins pass to DeSean Jackson  |
| 12/19 CAR   | 23  | Kirk Cousins pass to DeSean Jackson  |
| 12/19 CAR   | 22  | Kirk Cousins pass to Robert Kelley   |
| 12/19 CAR   | 22  | Kirk Cousins pass to DeSean Jackson  |
| 12/19 CAR   | 21  | Kirk Cousins pass to Chris Thompson  |
| 12/19 CAR   | 20  | Kirk Cousins pass to Pierre Garçon   |
| 12/24 @CHI  | 61t | Mack Brown run                       |
| 12/24 @CHI  | 57  | Kirk Cousins pass to DeSean Jackson  |
| 12/24 @CHI  | 46  | Kirk Cousins pass to Pierre Garçon   |
| 12/24 @CHI  | 29  | Kirk Cousins pass to DeSean Jackson  |
| 12/24 @CHI  | 25  | Kirk Cousins pass to Pierre Garçon   |
| 12/24 @CHI  | 21  | Kirk Cousins pass to DeSean Jackson  |
| 1/1 NYG     | 49  | Kirk Cousins pass to Pierre Garçon   |
| 1/1 NYG     | 31  | Kirk Cousins pass to Vernon Davis    |
| 1/1 NYG     | 23  | Kirk Cousins pass to Pierre Garçon   |
| 1/1 NYG     | 23  | Kirk Cousins pass to DeSean Jackson  |
| 1/1 NYG     | 23  | Kirk Cousins pass to Pierre Garçon   |
| 1/1 NYG     | 21  | Kirk Cousins pass to Jordan Reed     |

| OPPONENTS  |     |                                       |
|------------|-----|---------------------------------------|
|            | YDS | PLAY                                  |
| 12/19 CAR  | 34  | Jonathan Stewart run                  |
| 12/19 CAR  | 31  | Cam Newton pass to Greg Olsen         |
| 12/19 CAR  | 30t | Cam Newton pass to Ted Ginn Jr.       |
| 12/19 CAR  | 28  | Cam Newton pass to Ed Dickson         |
| 12/19 CAR  | 27  | Cam Newton pass to Greg Olsen         |
| 12/19 CAR  | 25  | Cam Newton pass to Fozzy Whittaker    |
| 12/19 CAR  | 23  | Jonathan Stewart run (13) + PEN (10)  |
| 12/24 @CHI | 37  | Matt Barkley pass to Alshon Jeffery   |
| 12/24 @CHI | 32  | Matt Barkley pass to Cameron Meredith |
| 12/24 @CHI | 28  | Jordan Howard run                     |
| 12/24 @CHI | 23  | Jordan Howard run                     |
| 12/24 @CHI | 21  | Matt Barkley pass to Cameron Meredith |
| 12/24 @CHI | 21t | Matt Barkley pass to Cameron Meredith |
| 12/24 @CHI | 20  | Jordan Howard run                     |
| 1/1 NYG    | 44  | Eli Manning pass to Tavarres King     |
| 1/1 NYG    | 24  | Eli Manning pass to Will Tye          |
| 1/1 NYG    | 23  | Paul Perkins run (8) + PEN (15)       |
| 1/1 NYG    | 22  | Paul Perkins run                      |

2016 WASHINGTON REDSKINS STATISTICS

**INSTANT REPLAYS**

**CHALLENGE BY REDSKINS**

|            | QT | TIME  | DOWN | YDS | PLAY  | RULING ON THE FIELD    | REVIEW RESULT |
|------------|----|-------|------|-----|---|------------------------|---------------|
| 9/12 PIT   | 2  | 11:01 | 2    | 8   | Ben Roethlisberger incomplete pass to Antonio Brown | Incomplete, not Fumble | Upheld        |
| 9/18 DAL   |    |       |      |     | None  |                        |               |
| 9/25 @NYG  | 3  | 6:40  | 3    | 11  | Eli Manning incomplete pass                         | Incomplete pass        | Upheld        |
| 10/2 CLE   |    |       |      |     | None  |                        |               |
| 10/9 @BAL  |    |       |      |     | None  |                        |               |
| 10/16 PHI  |    |       |      |     | None  |                        |               |
| 10/23 @DET |    |       |      |     | None  |                        |               |
| 10/30 @CIN |    |       |      |     | None  |                        |               |
| 11/13 MIN  |    |       |      |     | None  |                        |               |
| 11/20 GB   |    |       |      |     | None  |                        |               |
| 11/24 @DAL |    |       |      |     | None  |                        |               |
| 12/4 @ARI  |    |       |      |     | None  |                        |               |
| 12/11 @PHI | 4  | 4:49  | 2    | 10  | Kirk Cousins incomplete pass to Jamison Crowder     | Incomplete pass        | Reversed      |
| 12/19 CAR  | 3  | 4:38  | 2    | 4   | Kirk Cousins incomplete pass to DeSean Jackson      | Incomplete pass        | Reversed      |
| 12/19 CAR  | 4  | 5:03  | 1    | 10  | Kirk Cousins incomplete pass to DeSean Jackson      | Incomplete pass        | Reversed      |
| 12/24 @CHI |    |       |      |     | None  |                        |               |
| 1/1 NYG    |    |       |      |     | None  |                        |               |

**CHALLENGE BY OPPONENTS**

|            | QT | TIME  | DOWN | YDS | PLAY                                 | RULING ON THE FIELD | REVIEW RESULT |
|------------|----|-------|------|-----|--------------------------------------|---------------------|---------------|
| 9/12 PIT   |    |       |      |     | None                                 |                     |               |
| 9/18 DAL   |    |       |      |     | None                                 |                     |               |
| 9/25 @NYG  |    |       |      |     | None                                 |                     |               |
| 10/2 CLE   |    |       |      |     | None                                 |                     |               |
| 10/9 @BAL  |    |       |      |     | None                                 |                     |               |
| 10/16 PHI  |    |       |      |     | None                                 |                     |               |
| 10/23 @DET |    |       |      |     | None                                 |                     |               |
| 10/30 @CIN | 2  | 12:20 | 1    | 10  | Kirk Cousins pass to Vernon Davis    | Runner in bounds    | Upheld        |
| 11/13 MIN  |    |       |      |     | None                                 |                     |               |
| 11/20 GB   |    |       |      |     | None                                 |                     |               |
| 11/24 @DAL |    |       |      |     | None                                 |                     |               |
| 12/4 @ARI  |    |       |      |     | None                                 |                     |               |
| 12/11 @PHI | 3  | 2:52  | 2    | 10  | Kirk Cousins pass to DeSean Jackson  | Completion          | Upheld        |
| 12/11 @PHI | 4  | 11:44 | 3    | 6   | Kirk Cousins pass to Jamison Crowder | Completion          | Reversed      |
| 12/19 CAR  |    |       |      |     | None                                 |                     |               |
| 12/24 @CHI |    |       |      |     | None                                 |                     |               |
| 1/1 NYG    |    |       |      |     | None                                 |                     |               |

**CHALLENGE BY REVIEW ASSISTANT**

|            | QT | TIME  | DOWN | YDS | PLAY                                | RULING ON THE FIELD  | REVIEW RESULT |
|------------|----|-------|------|-----|-------------------------------------|----------------------|---------------|
| 9/12 PIT   |    |       |      |     | None                                |                      |               |
| 9/18 DAL   | 2  | 13:08 | 1    | 10  | Matt Jones 14 yd. run               | Touchdown            | Upheld        |
| 9/25 @NYG  | 2  | 3:49  | 1    | 10  | Kirk Cousins pass to DeSean Jackson | Completion/Touchdown | Upheld        |
| 9/25 @NYG  | 2  | 1:18  | 2    | 27  | Shane Vereen run and fumble         | Fumble               | Upheld        |
| 10/2 CLE   |    |       |      |     | None                                |                      |               |
| 10/9 @BAL  | 4  | 0:48  | 1    | 10  | Joe Flacco pass to Mike Wallace     | Completion           | Upheld        |
| 10/9 @BAL  | 4  | 0:39  | 1    | 10  | Joe Flacco pass to Breshad Perriman | Completion/Touchdown | Reversed      |
| 10/16 PHI  |    |       |      |     | None                                |                      |               |
| 10/23 @DET |    |       |      |     | None                                |                      |               |
| 10/30 @CIN |    |       |      |     | None                                |                      |               |
| 11/13 MIN  |    |       |      |     | None                                |                      |               |
| 11/20 GB   | 2  | 9:27  | 3    | 13  | Aaron Rodgers pass to Jordy Nelson  | Completion/Touchdown | Upheld        |
| 11/24 @DAL |    |       |      |     | None                                |                      |               |

# 2016 WASHINGTON REDSKINS STATISTICS (THE LAST TIME)

## TEAM TOTALS

### Won in Overtime

By Redskins: 10/27/14 at Dallas Cowboys, 20-17 OT (last score at 9:43 on 40-yard field goal by Kai Forbath)  
 By Opponent: 10/11/15 at Atlanta Falcons, 25-19 OT (last score at 12:15 on 59-yard interception return by Robert Alford)

### Won by Scoring in the Last Two Minutes of Regulation

By Redskins: 12/11/16 at Philadelphia Eagles, 27-22 (last score at 1:53 on 25-yard run by Chris Thompson)  
 By Opponent: 10/23/16 at Detroit Lions, 20-17 (last score at :16 on 18-yard touchdown pass to Anquan Boldin from Matthew Stafford)

### Tied Game by Scoring in the Last Two Minutes of Regulation

By Redskins: 10/30/16 tie at Cincinnati Bengals, 27-27 OT (tied game, 27-27, at 1:07 on 40-yard field goal by Dustin Hopkins)  
 By Opponent: 11/3/13 win vs. San Diego Chargers, 30-24 OT (tied game at 24 with 0:03 by Nick Novak 19-yard field goal)

### Shutout

By Redskins: 9/30/91 vs. Philadelphia Eagles, 23-0  
 By Opponent: 12/7/14 vs. St. Louis Rams, 24-0

### Held Opponent without a Touchdown

By Redskins: 11/18/12 win vs. Philadelphia Eagles, 31-6  
 By Opponent: 12/7/14 loss vs. St. Louis Rams, 24-0

### Game Finished in a Tie

Redskins Home: 11/23/97 vs. New York Giants, 7-7  
 Redskins Away: 10/30/16 at Cincinnati Bengals, 27-27

### Scoreless First Half, Both Teams

Redskins Home: 10/19/08 win vs. Cleveland Browns, 14-11  
 Redskins Away: None since 1970

### Held Opponent Scoreless in First Half

By Redskins: 12/20/15 win vs. Buffalo Bills, 35-25 (led 21-0 at halftime)  
 By Opponent: 1/1/17 loss vs. New York Giants, 19-10 (trailed 10-0 at halftime)

### Won by 20 or More Points

By Redskins: 12/24/16 at Chicago Bears, 41-21  
 By Opponent: 9/12/16 vs. Pittsburgh Steelers, 38-16

### Won After Trailing by 20 or More Points

By Redskins: 10/25/15 vs. Tampa Bay Buccaneers, 31-30 (trailed 24-0 in 2nd quarter)  
 By Opponent: 9/12/99 vs. Dallas Cowboys, 41-35 OT (trailed 14-35 in 4th quarter)

### Held a 28 or More Point Lead

By Redskins: 11/15/15 win vs. New Orleans Saints, 47-14 (33)  
 By Opponent: 11/22/15 loss at Carolina Panthers, 44-16 (28)

### Held a 21 or More Point Lead

By Redskins: 1/3/16 win at Dallas Cowboys, 34-23 (led 24-0 in the 2nd quarter)  
 By Opponent: 9/12/16 loss vs. Pittsburgh Steelers, 38-16 (trailed 38-16 in the 4th quarter)

### Scored 20 or More Points in a Quarter

By Redskins: 11/24/16 loss at Dallas Cowboys, 31-26 (20 points in 4th quarter)  
 By Opponent: 11/13/16 win vs. Minnesota Vikings, 26-20 (20 points in 2nd quarter)

### Scored 20 or More Points in a Half

By Redskins: 12/24/16 win at Chicago Bears, 41-21 (24 points in 1st half)  
 By Opponent: 12/4/16 loss at Arizona Cardinals, 31-23 (21 points in 2nd half)

### Touchdowns Scored by Offense and Defense

By Redskins: 12/26/15 win at Philadelphia Eagles, 38-24 (4 offense, 1 defense)  
 By Opponent: 1/1/17 loss vs. New York Giants, 19-10 (1 offense, 1 defense)

### Touchdowns Scored by Offense, Defense and Special Teams

By Redskins: 12/7/97 win vs. Arizona Cardinals, 38-28 (3 offense, 1 defense, 1 special teams)  
 By Opponent: 9/5/88 loss at New York Giants, 27-20 (1 offense, 1 defense, 1 special teams)

### Safety Scored

By Redskins: 1/10/16 Preston Smith vs. Green Bay Packers (NFC Wild Card) (Sacked QB Aaron Rodgers in end zone)  
 By Opponent: 1/3/16 J.J. Wilcox and DeMarcus Lawrence at Dallas Cowboys (Alfred Morris tackled in end zone)

### Two-Point Conversion

By Redskins: 12/26/15 Kirk Cousins pass to Jamison Crowder at Philadelphia Eagles  
 By Opponent: 1/10/16 Aaron Rodgers pass to Jared Abbrederis vs. Green Bay Packers



# 2016 WASHINGTON REDSKINS STATISTICS (THE LAST TIME)

## TEAM TOTALS

### No Penalties in Game

By Redskins: 11/16/03 loss at Carolina Panthers, 20-17  
 By Opponent: 11/5/89 loss vs. Dallas Cowboys, 13-3

### 50 or More Points Scored in a Game

By Redskins: 10/23/05 win vs. San Francisco 49ers, 52-17  
 By Opponent: 11/15/10 loss vs. Philadelphia Eagles, 59-28

### 40 or More Points Scored in a Game

By Redskins: 12/24/16 win at Chicago Bears, 41-21  
 By Opponent: 11/22/15 loss at Carolina Panthers, 44-16

## OFFENSIVE TOTALS

### 500 or More Total Net Yards of Offense

By Redskins: 11/24/16 loss at Dallas Cowboys, 31-26 (505; 56 rushing, 449 passing)  
 By Opponent: 1/3/16 win at Dallas Cowboys, 34-23 (512; 100 rushing, 412 passing)

### 400 or More Total Net Yards of Offense

By Redskins: 12/24/16 win at Chicago Bears, 41-21 (478; 208 rushing, 270 passing)  
 By Opponent: 12/24/16 win at Chicago Bears, 41-21 (458; 140 rushing, 318 passing)

### 300 or More Net Yards Rushing by Team

By Redskins: 11/3/85 win at Atlanta Falcons, 44-10 (307)  
 By Opponent: 11/29/59 loss at New York Giants, 45-14 (351)

### 200 or More Net Yards Rushing by Team

By Redskins: 12/24/16 win at Chicago Bears, 41-21 (208)  
 By Opponent: 12/20/15 win vs. Buffalo Bills, 35-25 (240)

### Individual 200-Yard Rushing Game

By Redskins: 12/30/12 Alfred Morris (33-200-3 TDs) vs. Dallas Cowboys  
 By Opponent: 12/30/06 Tiki Barber (23-234-3 TDs) vs. New York Giants

### Individual 150-Yard Rushing Game

By Redskins: 12/30/12 Alfred Morris (33-200-3 TDs) vs. Dallas Cowboys  
 By Opponent: 10/11/15 Devonta Freeman (27-153-1 TD) at Atlanta Falcons

### Individual 100-Yard Rushing Game

By Redskins: 11/20/16 Robert Kelley (24-137-3 TDs) vs. Green Bay Packers  
 By Opponent: 1/1/17 Paul Perkins (21-102) vs. New York Giants

### Two 100-Yard Rushers in the Same Game

By Redskins: 12/4/05 Clinton Portis (27-136-2 TDs) & Rock Cartwright (9-118) at St. Louis Rams  
 By Opponent: 11/3/96 Darick Holmes (22-122-3 TDs) & Thurman Thomas (23-107-1 TD) at Buffalo Bills

### Consecutive 100-Yard Rushing Games (Same Season)

By Redskins: 9/13/15 - 9/20/15 Alfred Morris (25-121) vs. Miami Dolphins / Matt Jones (19-123-2 TDs) vs. St. Louis Rams  
 By Opponent: 12/19/16 - 1/1/17 Jonathan Stewart (25-132) vs. Carolina Panthers / Jordan Howard (18-119) at Chicago Bears / Paul Perkins (21-102) vs. New York Giants

### Combined 200-Yard Rushing by Two Players

By Redskins: 12/30/12 263 by Alfred Morris (33-200-3 TDs) & Robert Griffin III (6-63-1 TD) vs. Dallas Cowboys  
 By Opponent: 9/9/13 238/212 by LeSean McCoy (31-184-1 TD) & Michael Vick (9-54-1 TD)/Bryce Brown (9-28) vs. Philadelphia Eagles

### Individual with 30 or More Carries

By Redskins: 12/30/12 Alfred Morris (33-200-3 TDs) vs. Dallas Cowboys  
 By Opponent: 9/9/13 LeSean McCoy (31-184-1 TD) vs. Philadelphia Eagles

### Individual with 25 or More Carries

By Redskins: 9/13/15 Alfred Morris (25-121) vs. Miami Dolphins  
 By Opponent: 12/19/16 Jonathan Stewart (25-132) vs. Carolina Panthers

### Rushing Play of 60 or More Yards

By Redskins: 12/24/16 61t by Mack Brown at Chicago Bears  
 By Opponent: 12/20/15 60t by Mike Gillislee vs. Buffalo Bills

# 2016 WASHINGTON REDSKINS STATISTICS (THE LAST TIME)

## OFFENSIVE TOTALS

### Rushing Play of 40 or More Yards

By Redskins: 12/24/16 61t by Mack Brown at Chicago Bears  
 By Opponent: 12/20/15 60t by Mike Gillislee vs. Buffalo Bills

### Individual with Two or More Rushing Touchdowns

By Redskins: 12/24/16 Kirk Cousins (5-30-2 TDs) at Chicago Bears  
 By Opponent: 11/24/16 Ezekiel Elliott (20-97-2 TDs) at Dallas Cowboys

### 400 Net Yards Passing by Team

By Redskins: 11/24/16 loss at Dallas Cowboys, 31-26 (449)  
 By Opponent: 1/3/16 win at Dallas Cowboys, 34-23 (412)

### 300 Net Yards Passing by Team

By Redskins: 12/19/16 loss vs. Carolina Panthers, 26-15 (306)  
 By Opponent: 12/24/16 win at Chicago Bears, 41-21 (318)

### Individual with 50 or More Pass Attempts

By Redskins: 11/24/16 Kirk Cousins (53-41-449-3 TDs) at Dallas Cowboys  
 By Opponent: 12/26/15 Sam Bradford (56-37-380-1 TD-0 INT) at Philadelphia Eagles

### Individual with 40 or More Pass Attempts

By Redskins: 12/19/16 Kirk Cousins (47-32-315-1 INT) vs. Carolina Panthers  
 By Opponent: 12/24/16 Matt Barkley (40-24-323-2 TDs-5 INTs) at Chicago Bears

### Individual with 30 or More Pass Completions

By Redskins: 12/19/16 Kirk Cousins (47-32-315-1 INT) vs. Carolina Panthers  
 By Opponent: 12/11/16 Carson Wentz (46-32-314-1 TD-1 INT) at Philadelphia Eagles

### Individual with 25 or More Pass Completions

By Redskins: 12/19/16 Kirk Cousins (47-32-315-1 INT) vs. Carolina Panthers  
 By Opponent: 12/11/16 Carson Wentz (46-32-314-1 TD-1 INT) at Philadelphia Eagles

### No Sacks Allowed

By Redskins: 12/24/16 win at Chicago Bears (29 attempts by Kirk Cousins)  
 By Opponent: 11/8/15 loss at New England Patriots (39 attempts by Tom Brady)

### Individual 400-Yard Passing Game

By Redskins: 11/24/16 Kirk Cousins (53-41-449-3 TDs) at Dallas Cowboys  
 By Opponent: 1/3/16 Kellen Moore (48-33-435-3 TDs-2 INTs) at Dallas Cowboys

### Individual 300-Yard Passing Game

By Redskins: 12/19/16 Kirk Cousins (47-32-315-1 INT) vs. Carolina Panthers  
 By Opponent: 12/24/16 Matt Barkley (40-24-323-2 TDs-5 INTs) at Chicago Bears

### Consecutive 300-Yard Passing Games (Same Season)

By Redskins: 11/20/16 - Kirk Cousins (30-21-375-3 TDs) vs. Green Bay Packers; Kirk Cousins (53-41-449-3 TDs) at Dallas Cowboys  
 11/24/16  
 By Opponent: 12/4/16- Carson Palmer (46-30-300-3 TDs) at Arizona Cardinals; Carson Wentz (46-32-314-1 TD-1 INT) at Philadelphia Eagles; Cam  
 12/24/16 Newton (37-21-300-2 TDs) vs. Carolina Panthers; Matt Barkley (40-24-323-2 TDs-5 INTs) at Chicago Bears

### Individual with Four or More Touchdown Passes

By Redskins: 12/26/15 Kirk Cousins (46-31-365-4 TDs) at Philadelphia Eagles  
 By Opponent: 11/22/15 Cam Newton (34-21-246-5 TDs) at Carolina Panthers

### Individual with Five or More Touchdown Passes

By Redskins: 11/10/91 Mark Rypien (31-16-442-6 TDs) vs. Atlanta Falcons  
 By Opponent: 11/22/15 Cam Newton (34-21-246-5 TDs) at Carolina Panthers

### Individual with 10 or More Receptions

By Redskins: 11/24/16 Jordan Reed (10-96-2 TDs) at Dallas Cowboys  
 By Opponent: 12/11/16 Zach Ertz (10-112) at Philadelphia Eagles

### Individual 200-Yard Receiving Game

By Redskins: 10/21/01 Rod Gardner (6-208-1 TD) vs. Carolina Panthers  
 By Opponent: 11/16/14 Mike Evans (7-209-2 TDs) vs. Tampa Bay Buccaneers

# 2016 WASHINGTON REDSKINS STATISTICS (THE LAST TIME)

## OFFENSIVE TOTALS

### Individual 150-Yard Receiving Game

By Redskins: 12/20/15 DeSean Jackson (6-153-1 TD) vs. Buffalo Bills  
 By Opponent: 11/13/16 Stefon Diggs (13-164) vs. Minnesota Vikings

### Individual 100-Yard Receiving Game

By Redskins: 12/24/16 DeSean Jackson (5-114) at Chicago Bears  
 By Opponent: 12/24/16 Cameron Meredith (9-135-1 TD) at Chicago Bears

### Two 100-Yard Receivers in the Same Game

By Redskins: 11/20/16 Pierre Garçon (6-116-1 TD) & Jamison Crowder (3-102-1 TD) vs. Green Bay Packers  
 By Opponent: 10/30/16 A.J. Green (9-121) & Tyler Eifert (9-102-1 TD) at Cincinnati Bengals

### Consecutive 100-Yard Receiving Games (Same Season)

By Redskins: 12/11/16 - DeSean Jackson (3-102-1 TD) at Philadelphia Eagles; DeSean Jackson (7-111) vs. Carolina Panthers; DeSean Jackson (5-114) at Chicago Bears  
 12/24/16  
 By Opponent: 11/13/16- Stefon Diggs (13-164) vs. Minnesota Vikings; Jared Cook (6-105-1 TD) vs. Green Bay Packers  
 11/20/16

### Pass Play of 80 or More Yards

By Redskins: 12/11/16 80t by Kirk Cousins to DeSean Jackson at Philadelphia Eagles  
 By Opponent: 11/22/12 85t by Tony Romo to Dez Bryant at Dallas Cowboys

### Pass Play of 60 or More Yards

By Redskins: 12/11/16 80t by Kirk Cousins to DeSean Jackson at Philadelphia Eagles  
 By Opponent: 11/15/15 60t by Drew Brees to Brandin Cooks vs. New Orleans Saints

### Pass Play of 40 or More Yards

By Redskins: 12/24/16 57 by Kirk Cousins to DeSean Jackson & 46 by Kirk Cousins to Pierre Garçon at Chicago Bears  
 By Opponent: 1/1/17 44 by Eli Manning to Tavarres King vs. New York Giants

### Individual with Four or More Touchdown Receptions

By Redskins: Never  
 By Opponent: 11/18/07 Terrell Owens (8-173-4 TDs) at Dallas Cowboys

### Individual with Three or More Touchdown Receptions

By Redskins: 10/1/06 Santana Moss (4-138-3 TDs) vs. Jacksonville Jaguars  
 By Opponent: 12/14/14 Odell Beckham Jr. (12-143-3 TDs) at New York Giants

### Led Team in Both Rushing and Receiving Yards in the Same Game

By Redskins: 1/1/12 Evan Royster (20-113 rushing, 5-52 receiving) at Philadelphia Eagles  
 By Opponent: 12/4/16 David Johnson (18-84 rushing, 9-91 receiving) at Arizona Cardinals

### 100-Yard Rusher & 100-Yard Receiver in the Same Game

By Redskins: 11/20/16 Robert Kelley (24-137-3 TDs) & Pierre Garçon (6-116-1 TD) & Jamison Crowder (3-102-1 TD) vs. Green Bay Packers  
 By Opponent: 12/24/16 Jordan Howard (18-119) & Cameron Meredith (9-135-1 TD) at Chicago Bears

### 100-Yard Rusher, 100-Yard Receiver & 300-Yard Passer in the Same Game

By Redskins: 11/20/16 Kirk Cousins (30-21-375-3 TDs) Robert Kelley (24-137-3 TDs) Pierre Garçon (6-116-1 TD) Jamison Crowder (3-102-1 TD) vs. Green Bay Packers  
 By Opponent: 12/24/16 Jordan Howard (18-119) Cameron Meredith (9-135-1 TD) Matt Barkley (40-24-323-2 TDs-5 INTs) at Chicago Bears

### Individual with at Least One Rushing Touchdown and One Receiving Touchdown in the Same Game

By Redskins: 12/24/16 Chris Thompson (3-20-1 TD rushing, 1-17-1 TD receiving) at Chicago Bears  
 By Opponent: 12/4/16 David Johnson (18-84-1 TD rushing, 9-91-1 TD receiving) at Arizona Cardinals

### Individual with at Least One Rushing Touchdown and One Touchdown Pass in the Same Game

By Redskins: 12/24/16 Kirk Cousins (29-18-270-1 TD passing; 5-30-2 TDs rushing) at Chicago Bears  
 By Opponent: 10/18/15 Ryan Fitzpatrick (26-19-253-2 TDs passing, 4-31-1 TD rushing) at New York Jets

### No Turnovers

By Redskins: 12/24/16 win at Chicago Bears, 41-21  
 By Opponent: 1/17/17 loss vs. New York Giants, 19-10

### Touchdown Scored on First Drive

By Redskins: 11/13/16 win vs. Minnesota Vikings, 26-20 (10 plays, 68 yards, 4:19)  
 By Opponent: 12/4/16 loss at Arizona Cardinals, 31-23 (15 plays, 75 yards, 8:17)

## 2016 WASHINGTON REDSKINS STATISTICS (THE LAST TIME)

## DEFENSIVE TOTALS

**Held Opponent Under 200 Net Yards of Total Offense**

By Redskins: 9/14/14 win vs. Jacksonville Jaguars, 41-10 (148; 25 rushing, 123 passing)  
 By Opponent: 11/22/15 loss at Carolina Panthers, 44-16 (186; 14 rushing, 172 passing)

**Held Opponent Under 300 Net Yards of Total Offense**

By Redskins: 10/16/16 win vs. Philadelphia Eagles, 27-20 (239; 94 rushing, 145 passing)  
 By Opponent: 1/17/17 loss vs. New York Giants, 19-10 (284; 38 rushing, 246 passing)

**Held Opponent Under 50 Yards Rushing**

By Redskins: 11/13/16 win vs. Minnesota Vikings, 26-20 (47)  
 By Opponent: 1/1/17 loss vs. New York Giants, 19-10 (38)

**Held Opponent Under 75 Yards Rushing**

By Redskins: 11/13/16 win vs. Minnesota Vikings, 26-20 (47)  
 By Opponent: 1/1/17 loss vs. New York Giants, 19-10 (38)

**Held Opponent Under 100 Yards Rushing**

By Redskins: 12/11/16 win at Philadelphia Eagles (95)  
 By Opponent: 1/1/17 loss vs. New York Giants, 19-10 (38)

**Held Opponent Under 100 Net Yards Passing**

By Redskins: 11/23/08 win at Seattle Seahawks, 20-17 (89)  
 By Opponent: 11/23/14 loss at San Francisco 49ers, 17-13 (77)

**Held Opponent Under 150 Net Yards Passing**

By Redskins: 10/16/16 win vs. Philadelphia Eagles, 27-20 (145)  
 By Opponent: 11/23/14 loss at San Francisco 49ers, 17-13 (77)

**Interception Return for a Touchdown**

By Redskins: 11/15/15 Dashon Goldson vs. New Orleans Saints (35 yards)  
 By Opponent: 12/16/16 Leodis McKelvin vs. Philadelphia Eagles (29 yards)

**Individual with Three or More Interceptions**

By Redskins: 10/24/10 DeAngelo Hall at Chicago Bears (4)  
 By Opponent: 10/16/11 Kurt Coleman vs. Philadelphia Eagles (3)

**Individual with Two or More Interceptions**

By Redskins: 12/24/16 Bashaud Breeland (2) & Josh Norman (2) at Chicago Bears  
 By Opponent: 1/1/17 Dominique Rodgers-Cromartie vs. New York Giants (2)

**Seven or More Sacks by Team**

By Redskins: 9/14/14 win vs. Jacksonville Jaguars, 41-10 (10)  
 By Opponent: 12/14/14 loss at New York Giants, 24-13 (7)

**Six or More Sacks by Team**

By Redskins: 9/14/14 win vs. Jacksonville Jaguars, 41-10 (10)  
 By Opponent: 1/10/16 loss vs. Green Bay Packers (NFC Wild Card) (6)

**Five or More Sacks by Team**

By Redskins: 10/16/16 win vs. Philadelphia Eagles, 27-20 (5)  
 By Opponent: 1/10/16 loss vs. Green Bay Packers (NFC Wild Card) (6)

**Individual with Four or More Sacks**

By Redskins: 9/14/14 Ryan Kerrigan vs. Jacksonville Jaguars (4)  
 By Opponent: 12/1/13 Justin Tuck vs. New York Giants (4)

**Individual with Three or More Sacks**

By Redskins: 12/26/15 Preston Smith at Philadelphia Eagles (3)  
 By Opponent: 12/1/13 Justin Tuck vs. New York Giants (4)

**Individual with Two or More Sacks**

By Redskins: 11/13/16 Preston Smith vs. Minnesota Vikings (2)  
 By Opponent: 10/2/16 Cam Johnson vs. Cleveland Browns (2)

**Fumble Returned for Touchdown**

By Redskins: 12/26/15 DeAngelo Hall at Philadelphia Eagles (17 yards)  
 By Opponent: 1/1/17 Trevin Wade vs. New York Giants (11 yards)

# 2016 WASHINGTON REDSKINS STATISTICS (THE LAST TIME)

## SPECIAL TEAMS TOTALS

### Kickoff Return for a Touchdown

By Redskins: 11/22/15 Andre Roberts at Carolina Panthers (99 yards)  
 By Opponent: 10/16/16 Wendell Smallwood vs. Philadelphia Eagles (86 yards)

### Punt Return for a Touchdown

By Redskins: 10/9/16 Jamison Crowder at Baltimore Ravens (85 yards)  
 By Opponent: 9/13/15 Jarvis Landry vs. Miami Dolphins (69 yards)

### Blocked Punt

By Redskins: 10/18/15 Jeron Johnson at New York Jets  
 By Opponent: 9/24/15 Rashad Jennings at New York Giants

### Missed Extra Point Attempt

By Redskins: 12/19/16 Dustin Hopkins vs. Carolina Panthers (wide left)  
 By Opponent: 11/13/16 Blair Walsh vs. Minnesota Vikings (wide right)

### Blocked Field Goal Attempt

By Redskins: 12/24/16 Preston Smith at Chicago Bears  
 By Opponent: 11/29/15 Jay Bromley vs. New York Giants

### Blocked Field Goal returned for a TD

By Redskins: 9/24/72 Mike Bass vs. St. Louis Cardinals (32 yards)  
 By Opponent: 1/8/00 Ron Rice vs. Detroit Lions (94 yards)

### Individual with Five or More Field Goals

By Redskins: 9/25/16 Dustin Hopkins at New York Giants (5)  
 By Opponent: 9/26/11 Dan Bailey at Dallas Cowboys (6)

### Individual with Four or More Field Goals

By Redskins: 11/13/16 Dustin Hopkins vs. Minnesota Vikings (4)  
 By Opponent: 12/19/16 Graham Gano vs. Carolina Panthers (4)

### Individual with Three or More Field Goals

By Redskins: 12/19/16 Dustin Hopkins vs. Carolina Panthers (3)  
 By Opponent: 12/19/16 Graham Gano vs. Carolina Panthers (4)

### Individual with 70-yard or More Punt

By Redskins: 9/25/14 Tress Way vs. New York Giants (77 yards)  
 By Opponent: 11/17/13 Donnie Jones at Philadelphia Eagles (70 yards)

### Individual with 60-yard or More Punt

By Redskins: 10/9/16 Tress Way at Baltimore Ravens (61 yards)  
 By Opponent: 10/30/16 Kevin Huber at Cincinnati Bengals (61 yards)

### Individual with 50-yard or More Field Goal

By Redskins: 12/4/16 Dustin Hopkins at Arizona Cardinals (53 yards)  
 By Opponent: 10/2/16 Cody Parkey vs. Cleveland Browns (51 yards)

### Back to Back Kickoff Returns for Touchdowns

By Redskins: 9/23/73 Herb Mul-Key at St. Louis Cardinals (97 yards)  
 By Opponent: 9/23/73 Don Shy at St. Louis Cardinals (97 yards)

### Blocked Punt, Returned for Touchdown

By Redskins: 10/18/15 Rashad Ross at New York Jets (recovery in end zone)  
 By Opponent: 9/7/14 Alfred Blue at Houston (5 yards)

### Successful Onside Kicks

By Redskins: 10/25/15 vs. Tampa Bay Buccaneers (kicked by Dustin Hopkins, recovered by Trenton Robinson)  
 By Opponent: 11/8/15 at New England Patriots (kicked by Stephen Gostkowski, recovered by Jonathan Freeny)

### No Punts

By Redskins: 11/5/00 loss at Arizona Cardinals, 16-15  
 By Opponent: 9/30/62 win vs. St. Louis Cardinals, 24-14





# **REDSKINS BIOS**

---





# JAY GRUDEN

**HEAD COACH**

**13TH NFL SEASON // 3RD WITH REDSKINS**

Jay Gruden enters his third season with the Washington Redskins in 2016 after being named the 29th head coach in franchise history on January 9, 2014.

Previously a decorated quarterback in the college and Arena Football League ranks and a successful NFL assistant, Gruden showcased his offensive acumen honed from his diverse football background in his first two years with the Redskins.

In 2015, Gruden led the Redskins to an NFC East Championship, posting a 9-7 record to complete the second “worst-to-first” turnaround in team history. Gruden became the sixth coach in team history to lead the Redskins to a play-off berth within the first two years at the helm, joining Ray Flaherty, Dutch Bergman, Dudley DeGroot, George Allen and Joe Gibbs.

Under Gruden’s guidance, the 2015 Redskins featured one of the most prolific passing attacks in franchise history. Quarterback Kirk Cousins, named the starter in the middle of the preseason, set single-season team records for attempts (543), completions (379), passing yards (4,166) and 300-yard passing games (seven) while throwing 29 touchdown passes, including at least one in all 16 games. Cousins’ success coincided with the emergence of third-year tight end Jordan Reed, who finished the season with 87 receptions for 952 yards (both team records for a tight end) with 11 receiving touchdowns.

Gruden assumed control of the Redskins in 2014 and guided the team through a campaign in which three different quarterbacks (Robert Griffin III, Kirk Cousins and Colt McCoy) recorded victories as starters. He installed an offensive system that produced two Pro Bowlers in his first season as tackle Trent Williams and running back Alfred Morris earned repeat berths.

Excluding interim coaches, Gruden, 46 at the time of his hiring, became the team’s youngest head coaching hire since hiring eventual Pro Football Hall of Famer Joe Gibbs at 40 years of age in 1981. He became the first Redskins head coach hired directly from an offensive coordinator role on another team since Norv Turner in 1994.

Before joining the Redskins, Gruden spent his previous three seasons as offensive coordinator for the Cincinnati Bengals. In his tenure in Cincinnati, the Bengals averaged 10 wins a season, making three consecutive playoff appearances and earning an AFC North championship in 2013. Members of the Bengals’ offense accounted for seven Pro Bowl selections in his three seasons in Cincinnati.

Gruden was tasked with the development of quarterback Andy Dalton, a 2011 second-round pick. In three seasons together, Gruden helped Dalton to a 30-18 regular season record as a starter (.625), as Dalton’s 30 wins in that time frame ranked tied for fifth-most among NFL quarterbacks. Dalton’s 80 passing touchdowns rank third-most in NFL history for a quarterback in his first three seasons, trailing only Dan Marino (98) and Peyton Manning (85).

Prior to joining the Bengals, Gruden served two years with the Florida Tuskers of the United Football League from 2009-10. In 2009, Gruden served as offensive coordinator as the Tuskers compiled a 6-0 regular season record and earned a UFL championship game berth. In 2010, he assumed the roles of head coach and general manager and led the Tuskers to their second consecutive championship game appearance.

Gruden coached for seven seasons (2002-08) with the Tampa Bay Buccaneers, earning a Super Bowl championship ring as an offensive assistant in 2002. There he worked under his brother, Jon (then the Bucs’ head coach), and current Redskins President Bruce Allen (the Bucs’ general manager from 2004-08). Gruden helped guide the Buccaneers to the team’s first league championship, a 48-21 victory in Super Bowl XXXVII.

Gruden also ranks among the most outstanding players and coaches in the history of the Arena Football League, having won six combined league championships – four as a quarterback and two as a head coach. Gruden played quarterback (2002-03) and served as head coach (2004-08) of the AFL’s Orlando Predators while simultaneously working as an offensive assistant with the Buccaneers. In all, Gruden served as head coach of the Predators for nine seasons (1998-2001 and 2004-08), leading the Predators to four championship game appearances and two league titles as a coach. During a two-year hiatus from coaching the Predators in 2002-03, he returned to the playing field as Orlando’s quarterback, leading the Predators to playoff appearances in both seasons.

In his eight seasons as a player in the AFL, Gruden completed 1,673-of-2,775 passes (60.3 percent) for 21,578 yards with 398 touchdowns and 99 interceptions. In addition to his time with Orlando, he spent six seasons (1991-96) at quarterback for the Tampa Bay Storm, winning four AFL titles and being named MVP of ArenaBowl VII in 1993. He was also named the 1992 AFL Most Valuable Player and was honored with induction into the AFL Hall of Fame in 1999.

Gruden played quarterback for four seasons for former Redskins draft pick Howard Schnellenberger at the University of Louisville (1985-88) and was a two-time team MVP.

Gruden was born March 4, 1967, in Tiffin, Ohio. He and his wife, Sherry, have three sons – J.J., Joey and Jack – and a grandson, Trey.

## GRUDEN FOOTBALL HISTORY

|            |                       |                          |
|------------|-----------------------|--------------------------|
| 1985-88    | Quarterback           | University of Louisville |
| 1989       | Student Assistant     | University of Louisville |
| 1990       | Quarterback           | Barcelona Dragons (WLAF) |
| 1990       | Quarterback           | Sacramento Surge (WLAF)  |
| 1990-91    | Graduate Assistant    | University of Louisville |
| 1991-96    | Quarterback           | Tampa Bay Storm (AFL)    |
| 1997       | Offensive Coordinator | Nashville Kats (AFL)     |
| 1998-2001  | Head Coach            | Orlando Predators (AFL)  |
| 2002-08*   | Offensive Assistant   | Tampa Bay Buccaneers     |
| 2002-03*   | Quarterback           | Orlando Predators        |
| 2004-08*   | Head Coach            | Orlando Predators        |
| 2009       | Offensive Coordinator | Florida Tuskers (UFL)    |
| 2010       | Head Coach            | Florida Tuskers          |
| 2011-13    | Offensive Coordinator | Cincinnati Bengals       |
| 2014-Pres. | Head Coach            | Washington Redskins      |

*\*Held jobs concurrently*



# JAY GRUDEN

## THE GRUDEN FILE

### GRUDEN BY THE NUMBERS

|        |  |
|--------|--|
| 21,578 | Career passing yards in the AFL  |
| 4,778  | Career postseason passing yards in the AFL, third-most all-time  |
| 4,166  | Passing yards by Kirk Cousins under Gruden in 2015, a Redskins franchise record  |
| 1999   | Year of induction into the AFL Hall of Fame  |
| 398    | Career AFL passing touchdowns  |
| 15     | Redskins all-time division titles, including one secured by Gruden's 2015 squad  |
| 13     | Combined years as a quarterback in the NCAA, WLAF and AFL  |
| 6      | ArenaBowl championships (four as a player, two as a coach)   |
| 6      | Number of coaches, including Gruden, to lead the Redskins to the playoffs within two years of taking the job (Ray Flaherty, Dutch Bergman, Dudley DeGroot, George Allen and Joe Gibbs) |
| 5      | NFL teams, including Gruden's Bengals, to make three play-off appearances from 2011-13   |
| 4      | Ranking by the AFL on its 2012 list of the league's 25 Greatest Players  |
| 3      | Number of different starting quarterbacks to earn victories during Gruden's debut season in Washington in 2014   |

### REDSKINS COACHING HISTORY

The Washington Redskins have had 28 different head coaches preside over 29 head coaching tenures in team history.

|     |                                  |                     |
|-----|----------------------------------|---------------------|
| 1.  | Lud Wray.....                    | 1932                |
| 2.  | Lone Star Dietz.....             | 1933-34             |
| 3.  | Eddie Casey.....                 | 1935                |
| 4.  | <b>Ray Flaherty.....</b>         | <b>1936-42</b>      |
| 5.  | Arthur "Dutch" Bergman.....      | 1943                |
| 6.  | Dudley DeGroot.....              | 1944-45             |
| 7.  | <b>A.G. "Turk" Edwards.....</b>  | <b>1946-48</b>      |
| 8.  | John Whelchel.....               | 1949                |
| 9.  | Herman Ball.....                 | 1949-51             |
| 10. | Dick Todd.....                   | 1951 (Interim)      |
| 11. | <b>Earl "Curly" Lambeau.....</b> | <b>1952-53</b>      |
| 12. | Joe Kuharich.....                | 1954-58             |
| 13. | Mike Nixon.....                  | 1959-60             |
| 14. | Bill McPeak.....                 | 1961-65             |
| 15. | <b>Otto Graham.....</b>          | <b>1966-68</b>      |
| 16. | <b>Vince Lombardi.....</b>       | <b>1969</b>         |
| 17. | Bill Austin.....                 | 1970                |
| 18. | <b>George Allen.....</b>         | <b>1971-77</b>      |
| 19. | Jack Pardee.....                 | 1978-80             |
| 20. | <b>Joe Gibbs**.....</b>          | <b>1981-92</b>      |
| 21. | Richie Petitbon.....             | 1993                |
| 22. | Norv Turner.....                 | 1994-2000           |
| 23. | Terry Robiskie.....              | 2000 (Interim)      |
| 24. | Marty Schottenheimer.....        | 2001                |
| 25. | Steve Spurrier.....              | 2002-03             |
| 26. | <b>Joe Gibbs**.....</b>          | <b>2004-07</b>      |
| 27. | Jim Zorn.....                    | 2008-09             |
| 28. | Mike Shanahan.....               | 2010-13             |
| 29. | <b>Jay Gruden.....</b>           | <b>2014-Present</b> |

Pro Football Hall of Famers **bolded and italicized**.

\*\* Considered both the 20th and 26th head coach in franchise history

## ARENA FOOTBALL LEAGUE HALL OF FAMER - CAREER STATS

| Year         | Team              | PASSING     |             |             |              |              |            |           | RUSHING   |            |          |  |
|--------------|-------------------|-------------|-------------|-------------|--------------|--------------|------------|-----------|-----------|------------|----------|--|
|              |                   | Comp        | Att         | Pct         | Yds          | Rating       | TD         | Int       | Att       | Yds        | TD       |  |
| 1991         | Tampa Bay Storm   | 127         | 199         | 63.8        | 1504         | 96.4         | 26         | 11        | 17        | 55         | 2        |  |
| 1992         | Tampa Bay Storm   | 188         | 305         | 61.6        | 2568         | 107.6        | 50         | 15        | 13        | 37         | 0        |  |
| 1993         | Tampa Bay Storm   | 187         | 312         | 59.9        | 2526         | 99.9         | 41         | 14        | 15        | 15         | 1        |  |
| 1994         | Tampa Bay Storm   | 206         | 368         | 56.0        | 2622         | 98.1         | 49         | 12        | 9         | 32         | 2        |  |
| 1995         | Tampa Bay Storm   | 198         | 352         | 56.3        | 2787         | 100.2        | 45         | 11        | 20        | 7          | 0        |  |
| 1996         | Tampa Bay Storm   | 274         | 443         | 61.9        | 3616         | 114.0        | 70         | 14        | 8         | -14        | 0        |  |
| 2002         | Orlando Predators | 310         | 501         | 61.9        | 3621         | 101.1        | 68         | 20        | 7         | -4         | 0        |  |
| 2003         | Orlando Predators | 183         | 295         | 62.0        | 2334         | 123.5        | 49         | 2         | 3         | 2          | 0        |  |
| <b>TOTAL</b> |                   | <b>1673</b> | <b>2775</b> | <b>60.3</b> | <b>21578</b> | <b>105.7</b> | <b>398</b> | <b>99</b> | <b>92</b> | <b>130</b> | <b>5</b> |  |

**HONORS:** Most Valuable Player (1992), First-Team All-Arena (1992), All-Star Game (1993), First-Team All-Arena (1995), 10th Anniversary Team (1996), AFL Hall of Fame Inductee (1999), All-ArenaBowl Team (1999), Second-Team 15th Anniversary Team (2001), 20 Greatest Players - No. 4 (2006), 25 Greatest Players - No. 4 (2012)

**ARENABOWL APPEARANCES:** ArenaBowl V Champion (Quarterback, Tampa Bay Storm, 1991), ArenaBowl VII Champion\* (Quarterback, Tampa Bay Storm, 1993), ArenaBowl IX Champion (Quarterback, Tampa Bay Storm, 1995), ArenaBowl X Champion (Quarterback, Tampa Bay Storm, 1996), ArenaBowl XII Champion (Head Coach, Orlando Predators, 1998), ArenaBowl XIII Runner-up (Head Coach, Orlando Predators, 1999), ArenaBowl XIV Champion (Head Coach, Orlando Predators, 2000), ArenaBowl XX Runner-up (Head Coach, Orlando Predators, 2006)

\* Named ArenaBowl VII Most Valuable Player

**AFL COACHING RECORD:** 93-61 (.604)

# STAFF BIOS



**JOE BARRY**  
DEFENSIVE COORDINATOR

**15TH NFL SEASON**  
**2ND WITH REDSKINS**

|            |                           |                      |
|------------|---------------------------|----------------------|
| 1989-90    | Linebacker                | Michigan             |
| 1991-93    | Linebacker                | Southern California  |
| 1995       | Graduate Asst./DL Coach   | Southern California  |
| 1996-98    | Linebackers/DE Coach      | Northern Arizona     |
| 1999       | Linebackers Coach         | Nevada-Las Vegas     |
| 2000       | Defensive Quality Control | San Francisco 49ers  |
| 2001-06    | Linebackers Coach         | Tampa Bay Buccaneers |
| 2007-08    | Defensive Coordinator     | Detroit Lions        |
| 2009       | Linebackers Coach         | Tampa Bay Buccaneers |
| 2010-11    | Linebackers Coach         | Southern California  |
| 2012-14    | Linebackers Coach         | San Diego Chargers   |
| 2015-Pres. | Defensive Coordinator     | Washington Redskins  |

Joe Barry enters his second season as the Redskins' defensive coordinator in 2016 after being named to the position on January 20, 2015.

Now in his 15th NFL season, including four as a defensive coordinator, Barry has been a member of a defensive staff that has finished in the Top 10 in total defense five times, including No. 1 overall units in 2002 and 2005. Under Barry, Tampa Bay Buccaneers Hall of Fame linebacker Derrick Brooks was named the 2002 NFL Defensive Player of the Year.

Barry's relentless enthusiasm and energy was present in his first season in Washington in 2015, as he and his staff seamlessly integrated draft picks, veteran additions, undrafted rookies and "off-the-street" free agents en route to a 9-7 record and an NFC East championship. Barry's "starters and starters-in-waiting" philosophy was evident during the season as 32 different players logged a defensive snap, 24 of whom started at least one game.

Barry's 2015 Redskins forced 27 takeaways, including 26 in the final 14 weeks of the season to tie for third-most in the NFL in that time frame. He and his staff adapted and thrived despite a rash of injuries throughout the unit, including moving DeAngelo Hall from cornerback to safety, splitting sixth-round pick Kyshoen Jarrett's time between safety and nickelback, getting major contributions from midseason signing Will Blackmon and converting college free agent wide receiver Quinton Dunbar to cornerback during training camp.

Prior to joining the Redskins in 2015, Barry served as linebackers coach for the San Diego Chargers from 2012-14. Prior to his tenure in San Diego, he was the linebackers coach for Southern California from 2010-11. Barry helped mold linebacker Malcolm Smith into a 2011 draft selection who eventually went on to become the MVP of Super Bowl XLVIII.

Barry returned to Tampa Bay for his second stint with the team in 2009, again serving as the team's linebackers coach. During his first tenure with Tampa Bay from 2001-06, the defense allowed the fewest passing yards per game (177.2), the second-fewest yards per game (285.7) and the second-fewest points per game (17.4). In addition, Buccaneers linebackers were named to the Pro Bowl seven times in his first six seasons.

In 2002, Barry helped lead the Buccaneers to their first championship in franchise history with a 48-21 win against the Raiders in Super Bowl XXXVII. The title game featured the Buccaneers' top-ranked defense (252.8 yards per game) against the Raiders' top-ranked offense (389.8), but the Bucs' defense limited Oakland to 269 yards. Tampa Bay forced five interceptions, three of which were returned for touchdowns, including a game-sealing 44-yard interception

return for touchdown by Brooks in the fourth quarter.

Barry served as the defensive coordinator for the Detroit Lions from 2007-08, where he led units that ranked tied for third in the NFL in takeaways (37) in 2007 and 10th in sacks per pass play in 2008. His NFL coaching career began in San Francisco in 2000, when he served as a defensive quality control coach.

Barry began his prep career at Ames (Iowa) H.S. before finishing at Fairview H.S. in Boulder, Colo. Barry played linebacker at Michigan from 1989-90 before transferring to USC in 1991, earning varsity letters in the 1992 and '93 seasons. He began his coaching career for the Trojans in 1995. In 1996, he joined the Northern Arizona staff, coaching linebackers and defensive ends for three seasons. Barry was then hired to coach linebackers at Nevada-Las Vegas in 1999.

Barry and his wife, Chris, have two daughters, Camryn and Lauren, and twin sons, Nick and Sam.



**BEN KOTWICA**  
SPECIAL TEAMS COORDINATOR

**10TH NFL SEASON**  
**3RD WITH REDSKINS**

|            |                           |                       |
|------------|---------------------------|-----------------------|
| 1993-96    | Linebacker                | U.S. Military Academy |
| 2005-06    | Defensive Coordinator     | USMA Prep School      |
| 2007-08    | Quality Control - Def/ST  | New York Jets         |
| 2009-12    | Asst. Special Teams Coach | New York Jets         |
| 2013       | Special Teams Coordinator | New York Jets         |
| 2014-Pres. | Special Teams Coordinator | Washington Redskins   |

Ben Kotwica enters his third season as the Redskins' special teams coordinator in 2016 after originally being named to the position on January 15, 2014.

Kotwica, now entering his 10th NFL season, spent the first seven years of his NFL career in various coaching capacities with the New York Jets. Before assuming the role of coordinator for the Jets in 2013, Kotwica assisted with the Jets' special teams in multiple roles across the 2007-12 seasons.

In 2015, Kotwica deftly commanded a unit that used 60 different players in a special teams capacity during the Redskins' 9-7 division-winning campaign. The Redskins allowed only 20.1 yards per kickoff return, the fourth-best average in the NFL. It marked the Redskins' first Top 5 finish in the category since 2011 when the team was in the midst of a stretch of six straight Top 5 seasons from 2006-11. Kotwica's game planning also helped the Redskins recover their first onside kick since 2007, as the Redskins successfully executed a surprise onside kick in the team's record-setting 24-point comeback win against Tampa Bay.

Kotwica's 2015 unit was directly responsible for three touchdowns, including tying a team record with two kickoff return touchdowns and adding a blocked punt recovery for a touchdown. Kotwica and the Redskins also signed kicker Dustin Hopkins in Week 2, and the first-year kicker converted 25-of-28 field goal attempts and posted the third-best field goal percentage in team history (89.3), trailing only Mark Moseley (95.2 in 1982) and Kai Forbath (94.4 in 2012).

In his first season in Washington in 2014, Kotwica's tutelage and eye for talent helped first-year punter Tress Way (47.5 yards per punt) become the first member of the Redskins to lead the NFL in punting for a season since Sam Baker in 1958. Way's average ranked fourth in team history, a feat he accomplished in a season in which he was given 10 days to earn the punting job after being claimed off waivers late in the preseason. Kotwica also helped kicker Kai Forbath successfully convert 24-of-27 field goals (88.9 percent) in

# STAFF BIOS

2014.

Prior to Kotwica's arrival in Washington, the Jets accounted for 10 combined kick and punt return touchdowns during his time as an assistant in New York, tied for most in the AFC and tied for second-most in the NFL. The Jets averaged a league-best 24.6 yards per kick return in those six seasons and had a kick returner finish in the Top 5 in the NFL in kick return average four times (Joe McKnight, 2011 and 2012; Brad Smith, 2010; and Leon Washington, 2007). Kotwica helped Leon Washington earn his first career Pro Bowl berth as a kick returner following the 2008 season.

In addition to his football career, Kotwica's background includes his time as a decorated officer who spent eight years in the United States Army after graduating from the United States Military Academy at West Point. His military career included operations in Bosnia-Herzegovina, Korea and Iraq.

Kotwica was commissioned as a 2nd Lieutenant in the Aviation Branch of the Army and was selected to fly the AH-64 Apache Longbow, the world's best attack helicopter. He was an Attack Helicopter Platoon Leader in support of the 82nd Airborne Division from 1998-2001, where he was responsible for the health and welfare of 20 soldiers.

In 2000, Kotwica deployed to Bosnia-Herzegovina for eight months before returning to the states to attend the Aviation Captain Career course. He completed the course in the top 10 percent of his class. Two years later, he returned overseas to Camp Page, Korea where he served as a Military Intelligence Officer for six months. In early 2003, he was selected to serve as the Battalion Executive Officer for a unit comprised of more than 300 soldiers, 24 attack helicopters and more than \$400 million worth of equipment.

In January 2004, he briefly returned to Fort Hood, Texas, to serve as the Training Officer for the 1st Calvary Division. Two months later, he deployed in support of Operation Iraqi Freedom II, serving as a Combat Attack Helicopter Commander and flying more than 1,000 combat hours in support of five maneuver brigades within the 1st Calvary Division. His missions included convoy security operations; VIP escorts for former President George W. Bush, former Secretary of Defense Donald Rumsfeld and former Secretary of State Condoleezza Rice; and search and destroy missions to suppress insurgent activities.

During his service, Kotwica was awarded with the Army Achievement Medal, the Army Commendation Medal, the Meritorious Service Medal and the Bronze Star.

Kotwica played at Army from 1993-96 and was a three-year starter at linebacker. He was the captain of the only 10-win team in Army history, leading the Black Knights to a 10-2 record and the program's most recent Commander-in-Chief's Trophy in 1996.

Kotwica and his wife, Christina, have four children: daughters, Analyssa and Arianna, and sons, Christian and Brayden.



**SEAN McVAY**  
OFFENSIVE COORDINATOR

**8TH NFL SEASON**  
**7TH WITH REDSKINS**

|            |                       |                       |
|------------|-----------------------|-----------------------|
| 2004-07    | Wide Receiver         | Miami University      |
| 2008       | Coaching Assistant    | Tampa Bay Buccaneers  |
| 2009       | Tight Ends Coach      | Florida Tuskers (UFL) |
| 2010       | Offensive Assistant   | Washington Redskins   |
| 2011-13    | Tight Ends Coach      | Washington Redskins   |
| 2014-Pres. | Offensive Coordinator | Washington Redskins   |

Sean McVay enters his third season as the Redskins' of-

fensive coordinator in 2016 after initially being promoted to the position on January 15, 2014. Prior to his promotion during the 2014 offseason, McVay spent three seasons as the team's tight ends coach (2011-13) and one as an offensive assistant (2010).

McVay's group posted a breakout campaign in his second year as Offensive Coordinator in 2015, including record-setting performances by quarterback Kirk Cousins and tight end Jordan Reed. McVay's scheme and tutelage helped Cousins break Redskins records for attempts (543), completions (379), passing yards (4,166) and 300-yard passing games (seven) in a single season. Reed has been a direct beneficiary of McVay's work, spending 2013 as a member of his unit during McVay's time as tight ends coach and being a focal point of the offense in 2015, as Reed recorded 87 receptions for 952 yards (both team records for a tight end) with 11 receiving touchdowns (one shy of the team record) in 2015.

Collectively, McVay's 2015 offense recorded Top 10 rankings in third down percentage (43.5, fifth in the NFL), red zone scoring percentage (61.2, eighth), yards per play (5.6, 10th) and points per game (24.3, 10th). The Redskins also led the NFL with a team-record 69.5 completion percentage in 2015, leading the league in the category for the 11th time in team history and the first time since 1970.

In his first season as Offensive Coordinator in 2014, McVay helped the offense to a Top 10 league ranking in yards per play (5.7) despite starting three different quarterbacks. His work with the three passers was instrumental in setting a team record for completion percentage (66.5 percent, later broken in 2015) and helping facilitate the explosive debut season of wide receiver DeSean Jackson. Jackson averaged a league-best 20.9 yards per reception and became only the fourth player in team history to lead the NFL in that category.

In 2013, McVay played a crucial role in Reed's development, as the then-rookie compiled 45 receptions for 499 yards – both Redskins' single-season rookie tight end records – despite Reed playing in only nine games. Under McVay's tutelage, Reed joined Chris Cooley (2004) as the only Redskins tight ends named to the PFWA All-Rookie Team. In addition, McVay helped tight end Logan Paulsen from an undrafted free agent into a 30-game starter from 2010-13, with Paulsen increasing his reception totals each season.

During Washington's NFC East championship season in 2012, McVay's unit produced despite losing starting tight end Fred Davis to a torn Achilles tendon in Week 7. Davis had led the team in both receptions (24) and receiving yards (325) through seven games before being placed on the Reserve/Injured list. McVay guided a unit that provided reliable receiving options on top of contributing significantly as blockers to the Redskins' league-leading 2,709 rushing yards.

In 2011, McVay played an integral role in Davis' emergence, as the then fourth-year tight end surpassed his previous career highs despite playing in only 12 games. Davis caught 59 passes for 796 yards, the second-highest total on the team in both categories. Before missing the final four games of the season, Davis was on pace to set a franchise record in receiving yards by a tight end and was on pace to post the first 1,000-yard receiving season by a tight end in Redskins history.

McVay served as an offensive assistant to the Redskins in 2010 in addition to working with the tight ends during the final four weeks of the season following coach Jon Embree's departure. The Redskins offense ranked eighth in the NFL in passing yards per game (244.6) and tight end Chris Cooley ranked second among NFL tight ends in receptions (77) and third in receiving yards (849). The offensive unit also set a franchise record for completions in a season (349), and registered a touchdown pass in 15 consecutive games for the first time in team history. The Redskins' offense led the NFL

# STAFF BIOS

with nine completions of at least 50 yards, including one in four consecutive games for the first time since 1987.

McVay joined the Redskins prior to the 2010 season after an undefeated regular season with the Florida Tuskers of the United Football League (UFL). The Tuskers finished a perfect 6-0 before losing in the UFL's inaugural championship game. McVay served as the Tuskers' tight ends coach in addition to working closely with the team's running backs. McVay originally entered the National Football League as an offensive assistant with the Tampa Bay Buccaneers in 2008.

During his time in Tampa Bay, McVay worked closely with wide receiver Antonio Bryant, who recorded career highs in receptions (83), receiving yards (1,248), and touchdowns (seven), en route to winning The Sporting News Comeback Player of the Year Award.

McVay graduated from Miami University (Ohio) where he played wide receiver from 2004-07, earning Miami's Scholar-Athlete Award in 2007. His grandfather, John, served in various roles – including vice president/director of football operations from 1983-94 – for the San Francisco 49ers from 1979-95, overseeing five Super Bowl championship squads and earning induction into the 49ers Hall of Fame in 2013.



**ROBB AKEY**  
DEFENSIVE LINE

**3RD NFL SEASON**  
**2ND WITH REDSKINS**

|            |                        |                     |
|------------|------------------------|---------------------|
| 1984-87    | TE/LB/DE               | Weber State         |
| 1988       | Asst. DL Coach         | Weber State         |
| 1989-94    | Special Teams/DL Coach | Weber State         |
| 1995       | Special Teams/LB Coach | Northern Arizona    |
| 1996-98    | Defensive Coordinator  | Northern Arizona    |
| 1999-2002  | Defensive Line Coach   | Washington State    |
| 2003-06    | Defensive Coordinator  | Washington State    |
| 2007-12    | Head Coach             | Idaho               |
| 2014       | Asst. DL Coach         | Minnesota Vikings   |
| 2015-Pres. | Defensive Line Coach   | Washington Redskins |

Robb Akey enters his second season as the Redskins' defensive line coach in 2016 after initially being named to the position on February 2, 2015.

Akey oversaw a veteran unit in 2015 that returned 10th-year veteran Jason Hatcher and added strong, vocal presences in previous Super Bowl participants Terrance Knighton and Ricky Jean Francois. Akey's tutelage helped Chris Baker record career highs in games played (16), sacks (6.0), forced fumbles (three) and fumble recoveries (two). The unit was particularly stout when needed most, as the defense finished second in the NFL in opponents' percentage of conversions on third- and/or fourth-and-1 (50.0) in 2015.

Akey joined the Redskins in the 2015 offseason with 26 years of coaching experience, including serving as the assistant defensive line coach for the Minnesota Vikings in 2014. Akey assisted with a Vikings defensive line in 2014 that featured three new starters (defensive end Everson Griffen and defensive tackles Sharrif Floyd and Linval Joseph), helping Griffen post 12.0 sacks and rank second in the NFC and fourth in the NFL among defensive ends in that category. Under Akey's tutelage, Griffen was named NFC Defensive Player of the Month for October after posting an NFC-best six sacks in a four-game span.

Prior to entering the NFL with the Vikings, Akey was the Head Coach at the University of Idaho from 2007-12, leading the Vandals to their second bowl game in school history in 2009. That season, Akey led the second biggest turnaround in college football, improving the Vandals to 8-5 from 2-10

a year earlier. Akey's six-year stay at Idaho is tied for the third-longest tenure in Idaho history. In July 2009, Akey traveled overseas to show support for military installations in the Middle East with four other NCAA head football coaches.

Before his time at Idaho, Akey spent the previous eight seasons at Washington State, where he mentored the defensive line from 1999-2002 and served as Defensive Coordinator from 2003-06. While coaching the Cougars, Akey led defensive tackle Rien Long to 1st-Team All-America honors as well as the Outland Trophy, given annually to the nation's top interior lineman, in 2002. That season, Akey helped the Washington State defense set a school record for sacks with 55.

As the Cougars' defensive coordinator, Akey led one of the best defenses in school history. In 2003, Washington State led the nation in takeaways with 48 in addition to finishing fifth in pass efficiency defense and sixth in rush defense. While at Washington State, Akey helped the Cougars finish with three consecutive 10-win seasons and top-10 finishes from 2001-03, including winning the 2002 PAC-10 Championship and earning a trip to the 2003 Rose Bowl.

Akey spent four seasons (1995-98) at Northern Arizona, starting as Special Teams Coordinator and Linebacker Coach before being promoted to Defensive Coordinator in 1996.

Akey received his first coaching job in 1988 at his alma mater, Weber State. He started as an assistant defensive line coach for one season before being promoted to defensive line coach. Akey coached at Weber State from 1988-94, spending time as the defensive line coach, special teams coordinator and recruiting coordinator. From 1984-87, Akey appeared at tight end, outside linebacker and defensive end during his four-year playing career at Weber State. Akey finished his career as the Wildcat leader in sacks and was named first-team All-Big Sky as a senior in 1987 in addition to receiving honorable mention All-American honors.

A native of Colorado Springs, Colo., Akey is a 1984 graduate of Wasson H.S. Akey and wife, Molly, have two sons, Jack and Daniel.



**BRADFORD BANTA**  
ASST. SPECIAL TEAMS

**20TH NFL SEASON**  
**3RD WITH REDSKINS**

|            |                           |                       |
|------------|---------------------------|-----------------------|
| 1989-93    | Tight End                 | Southern California   |
| 1994-99    | Tight End/Long Snapper    | Indianapolis Colts    |
| 2000       | Tight End/Long Snapper    | New York Jets         |
| 2001-03    | Tight End/Long Snapper    | Detroit Lions         |
| 2004       | Tight End/Long Snapper    | Buffalo Bills         |
| 2007       | Tight Ends Coach          | Tennessee-Chattanooga |
| 2008-11    | Asst. Special Teams Coach | Detroit Lions         |
| 2012-13    | Asst. Linebackers Coach   | Detroit Lions         |
| 2014-Pres. | Asst. Special Teams Coach | Washington Redskins   |

Bradford Banta was named the Redskins' assistant special teams coach on February 4, 2014. He is entering his third season with the team in 2016.

Along with Special Teams Coordinator Ben Kotwica and Special Projects/Assistant Special Teams Coach Bret Munsey, Banta contributed to the Redskins' special teams success in 2015 despite the unit having to use 60 different players (tied for seventh-most in the NFL) during its NFC East championship season. The unit posted a Top 5 ranking in kickoff coverage (20.1 yards allowed per return) and contrib-

# STAFF BIOS

uted three special teams touchdowns, including a team-record-tying two kickoff returns for touchdowns and a blocked punt recovery for a touchdown.

Prior to joining the Redskins, Banta spent six seasons with the Detroit Lions in various coaching capacities. From 2012-13, Banta served as the Lions' assistant linebackers coach. Under his guidance in 2012, the Lions linebacker corps of Stephen Tulloch, Justin Durant and DeAndre Levy led the Lions in total tackles, finishing with 112, 103 and 81, respectively. In 2013, he contributed to a breakout season for Levy, who led all NFL linebackers with six interceptions.

Banta served as the Lions' assistant special teams coach for four seasons from 2008-11. He helped John Wendling tie for first in the NFL in special teams tackles (51) across the 2010-12 seasons. Under Banta in 2011, kicker Jason Hanson finished with 126 points, the fourth-best single-season total in Lions history, and Hanson's five 50-yard field goals made him the first player in NFL history to kick 50 50-yard field goals in his career.

In 2010, the Lions' kick return unit was the third-most improved unit in the NFL in kickoff return average with 3.5 more yards per return than in 2009. Detroit also had the NFL's 10th-most significant improvement in punt return average in 2010 (8.8 avg. in 2009, 12.1 avg. in 2010). Detroit had the fourth-most improved kickoff coverage unit, allowing an average of 2.7 less yards per each kick return in 2010.

Before joining the Lions as a coach in 2008, Banta spent the 2007 season as a tight ends coach for the University of Tennessee-Chattanooga.

After being drafted by the Indianapolis Colts in the fourth round of the 1994 NFL Draft, Banta spent six seasons with the Colts and established himself as one of the league's best long snappers. He joined the New York Jets for the 2000 season before playing three seasons with the Detroit Lions from 2001-03. He finished his 11-year playing career with Buffalo in 2004.

Banta was a two-year starter at tight end at the University of Southern California (1989-93) as well as a four-time letter winner. He earned Honorable Mention All-Pac 10 Conference honors as a junior and senior and received his bachelor's degree in communications with a minor in sociology in 1993.

A native of Baton Rouge, La., Banta was a Parade All-American as a senior at University High School and helped them to the state championship (1988) while playing tight end and linebacker. He and his wife, Amy, have three children.



**MALCOLM BLACKEN**  
DIRECTOR OF PLAYER  
DEVELOPMENT

**19TH NFL SEASON**  
**10TH WITH REDSKINS**

Malcolm Blacken enters his fourth season as the Director of Player Development in 2016 after being named to the position by the Redskins on March 13, 2013.

Blacken's hiring served to start his third stint with Washington after having previously served as a strength and conditioning coach for the Redskins on two occasions (1996-2000 and 2010). In his last season in Washington in 2010, Blacken was responsible for assisting with all aspects of the Redskins' strength and conditioning program.

From 2011-12, Blacken served as Director of Speed, Strength & Conditioning for the University of Colorado. He worked directly with the football program on a day-to-day basis while overseeing the speed, strength and conditioning needs of all 16 of Colorado's varsity programs.

In between his first two stops in Washington, Blacken spent nine years as the Detroit Lions' strength and conditioning coach from 2001-09. Blacken was an assistant strength coach for the University of Virginia's football program in 1995 and worked with all other sports in the Cavaliers' athletic department as well. For three years (1992-94), Blacken served as the head strength and conditioning coach for George Mason University, where he oversaw the program for all of the university's varsity sports.

Blacken began his coaching career at the University of South Carolina in 1990-91 as the football program's assistant strength and conditioning coach.

Blacken graduated from Virginia Tech in 1989 with bachelor's degrees in art and physical education. He was a Hokies running back from 1984-88 and was a four-time letter winner. While at Virginia Tech, Blacken was a two-time winner of the Super Iron Hokie Award (1987-88), which is given yearly to the football program's strongest player at each position.

Off the field, Blacken is an accomplished artist whose paintings have been displayed across the country. Recently he participated in the 2015 NFLPA Smocks and Jocks art auction in San Francisco for Super Bowl 50, with proceeds donated to the retired players fund.. More about Blacken's art can be accessed by visiting ArtByMalcolm.com.

Blacken currently resides in Ashburn, Va., with his wife, Marcy, and two children, Maya and Bo.



**BILL CALLAHAN**  
OFFENSIVE LINE

**18TH NFL SEASON**  
**2ND WITH REDSKINS**

|            |                           |                         |
|------------|---------------------------|-------------------------|
| 1975-77    | Quarterback               | Benedictine (Ill.)      |
| 1978       | Assistant Coach           | Oak Lawn H.S. (Ill.)    |
| 1979       | Assistant Coach           | De La Salle H.S. (Ill.) |
| 1980-81    | Associate Coach           | Illinois                |
| 1982-83    | Special Teams/TE Coach    | Illinois                |
| 1984-85    | Offensive Line Coach      | Illinois                |
| 1986       | Quarterbacks Coach        | Illinois                |
| 1987-88    | Offensive Line Coach      | Northern Arizona        |
| 1989       | Offensive Coordinator     | Southern Illinois       |
| 1990-94    | Offensive Line Coach      | Wisconsin               |
| 1995-97    | Offensive Line Coach      | Philadelphia Eagles     |
| 1998       | Off. Coordinator/TE Coach | Oakland Raiders         |
| 1999-2001  | Off. Coordinator/OL Coach | Oakland Raiders         |
| 2002-03    | Head Coach                | Oakland Raiders         |
| 2004-07    | Head Coach                | Nebraska                |
| 2008-11    | Asst. Head Coach/OL Coach | New York Jets           |
| 2012-14    | Off. Coordinator/OL Coach | Dallas Cowboys          |
| 2015-Pres. | Offensive Line Coach      | Washington Redskins     |

Bill Callahan enters his second season as the Redskins' offensive line coach in 2016 after initially being named to the position on January 15, 2015.

Callahan is entering his 18th NFL season in 2015 as part of a career that includes head coaching stints at both the pro and collegiate levels as well as the 2002 AFC Championship with the Oakland Raiders. Entering 2016, Callahan has been a member of an offensive staff that has finished in the Top 5 in the NFL in rushing or passing 10 times, including a No. 1 overall finish in rushing twice (2000, 2009) and passing once (2002). Callahan has had 11 offensive linemen combine for 23 Pro Bowl selections during his career.

In his first year in Washington in 2015, Callahan was frequently credited for the largest year-over-year decline in sacks allowed in team history. A year after allowing 58 sacks in 2014, the Redskins held opponents to 27 sacks in Callahan's debut campaign in 2015. The 31-sack turnaround was

# STAFF BIOS

the largest in team history since the NFL began recognizing sacks as an official statistic in 1982, surpassing the 30-sack decrease between the 1998-99 seasons. The performance of the line as a unit helped garner individual honors for Pro Bowl tackle Trent Williams and PFWA All-Rookie guard Brandon Scherff.

Prior to joining the Redskins, Callahan served as offensive coordinator/offensive line coach for the Dallas Cowboys from 2012-14 and helped guide the franchise to its first NFC East title since 2009 in his final season. In 2014, the Cowboys finished second in the NFL in rushing (1471) with running back DeMarco Murray leading the league in rushing and setting a Dallas franchise record with 1,845 yards. Callahan had two offensive linemen named to The Associated Press' 2014 All-Pro team (tackle Tyron Smith and guard Zack Martin) and had another (center Travis Frederick) selected with Smith and Martin to the Pro Bowl.

Callahan served as assistant head coach/offensive line coach of the New York Jets from 2008-11. During his four-year tenure with the Jets, the offense ranked second in the NFL in rushing yards per game (137.9) across those four seasons and appeared in two consecutive AFC Championship games (2009-10). In his four seasons, Callahan coached three offensive linemen to nine Pro Bowl appearances (Nick Mangold, 4; D'Brickashaw Ferguson, 3; and Alan Faneca, 2) and helped Mangold earn AP All-Pro honors in the 2009-10 seasons.

Prior to his time in New York, Callahan served as head coach at the University of Nebraska from 2004-07, leading the Cornhuskers to a Big 12 Conference Championship Game appearance in 2006 and two bowl invitations in his four seasons.

Callahan spent six seasons with the Oakland Raiders from 1998-2003, serving as offensive coordinator for four years before becoming the 13th head coach in Raiders history from 2001-02. In 2002, Oakland's offense set a team record for total offense with an NFL-best 6,237 yards and led the NFL in passing yards (4,689) en route to an appearance in Super Bowl XXXVII. He became the fourth rookie head coach in NFL history to earn a Super Bowl berth.

Before joining the Raiders, Callahan coached the offensive line for the Philadelphia Eagles from 1995-97. His unit helped the Eagles rank second in the NFC in passing, fifth in rushing and third in total offense in 1997. Prior to joining the Eagles, Callahan accrued 15 seasons of coaching experience in various capacities at Illinois (1980-86), Northern Arizona (1987-88), Southern Illinois (1989) and Wisconsin (1990-94).

Callahan started at quarterback for three seasons (1975-77) at Illinois Benedictine (lisle, Ill.) where he earned honorable-mention All-America honors in 1976 and 1977 and graduated with a bachelor's degree in physical education in 1978. In 2004, he was inducted into the Benedictine University Athletics Hall of Fame.

Callahan was born in Chicago, where he attended Mendel Catholic H.S. He and his wife, Valerie, have four children: daughters Cathryn and Jaclyn, and sons Brian and Daniel. His son, Brian, now serves as the quarterbacks coach for the Detroit Lions.



**KEVIN CARBERRY**  
ASST. OFFENSIVE LINE

**3RD NFL SEASON**  
**1ST WITH REDSKINS**

|            |                            |                                  |
|------------|----------------------------|----------------------------------|
| 2001-04    | Defensive End              | Ohio University                  |
| 2005       | Defensive End              | Detroit Lions (P. Squad)         |
| 2006       | Defensive Lineman          | Berlin Thunder (NFL Europe)      |
|            | Varsity Assistant          | St. Rita H.S. (Ill.)             |
| 2007-08    | Defensive Lineman          | NY Dragons/PHI Soul (AFL)        |
|            | Def. Coord./DL/LB Coach    | St. Ignatius College Prep (Ill.) |
| 2009-11    | Defensive Graduate Asst.   | Kansas                           |
| 2012-13    | Defensive Ends Coach       | Stephen F. Austin                |
| 2014-15    | Offensive Assistant        | Dallas Cowboys                   |
| 2016-Pres. | Asst. Offensive Line Coach | Washington Redskins              |

Kevin Carberry is entering his third NFL season and his first with the Redskins after being named the team's assistant offensive line coach on February 17, 2016.

Prior to joining the Redskins, Carberry spent the 2014-15 seasons as an offensive assistant for the Dallas Cowboys. During his time in Dallas, he coordinated the daily practice schedule and scripts, assisted with the weekly run game installation and assisted the offensive staff with video analysis of opponent breakdowns and self-scouting. During practices, he coached the offensive scout teams and assisted with the offensive line in 2014 and tight ends in 2015.

Carberry spent the first five seasons of his coaching career at the collegiate level, serving as a defensive graduate assistant at the University of Kansas from 2009-11 and coaching defensive ends at Stephen F. Austin from 2012-13. He helped the defense lead the Southland Conference with 31.0 sacks in his first season in 2012. At Kansas, he worked with the defensive line and outside linebackers, helping the defense place 26th nationally in sacks per game in 2009.

Prior to entering the coaching ranks, Carberry attended training camps of the Cleveland Browns (2005) and Carolina Panthers (2006) and spent the 2005 season on the practice squad of the Detroit Lions. He also played for the Berlin Thunder of NFL Europe in the spring of 2006. From 2007-08, he played in the Arena Football League for the New York Dragons and Philadelphia Soul and was a member of the Soul's 2008 Arena Bowl Championship squad.

Carberry also coached during his playing career, serving as the defensive coordinator/defensive line and inside linebackers coach at St. Ignatius College Prep in Chicago, Ill., during his AFL years in 2007-08. In 2006, he was a varsity assistant for Illinois 7A State Champion St. Rita H.S., his alma mater.

Carberry, a four-year letterman at Ohio University, earned All-MAC honors as senior team captain. He graduated from Ohio in 2005 with a bachelor's degree in marketing and earned his Master's in sports administration in 2010 from Kansas.

Carberry is married to his wife, Emily.

# STAFF BIOS



**MATT CAVANAUGH**  
QUARTERBACKS

**33RD NFL SEASON**  
**2ND WITH REDSKINS**

|            |                           |                      |
|------------|---------------------------|----------------------|
| 1974-77    | Quarterback               | Pittsburgh           |
| 1978-82    | Quarterback               | New England Patriots |
| 1983-85    | Quarterback               | San Francisco 49ers  |
| 1986-89    | Quarterback               | Philadelphia Eagles  |
| 1990-91    | Quarterback               | New York Giants      |
| 1993       | Tight Ends Coach          | Pittsburgh           |
| 1994-95    | Quarterbacks Coach        | Phoenix Cardinals    |
| 1996       | Quarterbacks Coach        | San Francisco 49ers  |
| 1997-98    | Offensive Coordinator     | Chicago Bears        |
| 1999-2004  | Offensive Coordinator     | Baltimore Ravens     |
| 2005-08    | Off. Coordinator/QB Coach | Pittsburgh           |
| 2009-12    | Quarterbacks Coach        | New York Jets        |
| 2013-14    | Quarterbacks Coach        | Chicago Bears        |
| 2015-Pres. | Quarterbacks Coach        | Washington Redskins  |

Matt Cavanaugh enters his second season as the Redskins' quarterbacks coach in 2016 after initially being named to the position on January 28, 2015.

Cavanaugh joined the Redskins in 2015 with 22 seasons of previous coaching experience across the professional and collegiate levels. His NFL background also includes 14 combined seasons as a quarterback for the New England Patriots, San Francisco 49ers, Philadelphia Eagles and New York Giants from 1978-91.

Cavanaugh made an immediate impact in his first season in Washington in 2015, helping guide quarterback Kirk Cousins to single-season team records in attempts (543), completions (379), passing yards (4,166) and 300-yard passing games (seven) despite not being named the starter until midway through the preseason. Cavanaugh's coaching helped Cousins post an interception percentage of 2.0, the second-lowest by a Redskins quarterback with at least 400 attempts in a season all-time. After the season, quarterback Colt McCoy called Cavanaugh the team's "MVP" for his work with Cousins in 2015.

Prior to joining the Redskins, Cavanaugh served as quarterbacks coach of the Chicago Bears from 2013-14. In 2013, under Cavanaugh's tutelage, the Bears' quarterbacks rewrote the franchise single-season record books setting team records in passer rating (96.9), passing yards (4,450), passing touchdowns (32) and completion percentage (64.4). It was his second stint in Chicago after having served as the team's offensive coordinator from 1997-98.

Cavanaugh spent four seasons working with quarterbacks for the New York Jets from 2009-12. During those four seasons, the Jets made two AFC Championship game appearances.

Cavanaugh joined the Jets after four seasons as the offensive coordinator and quarterbacks coach at his alma mater, the University of Pittsburgh, from 2005-08. It was his second stint at Pitt after making his coaching debut in 1993 working with the Panthers' tight ends. As offensive coordinator, Cavanaugh helped tutor future NFL running backs LeSean McCoy and LaRod Stephens-Howling.

Cavanaugh served as the Baltimore Ravens' offensive coordinator from 1999-2004, a tenure that included the franchise's 34-7 Super Bowl XXXV victory in 2000. During that season, the Ravens ground game churned out a franchise-record 2,199 yards, fifth most in the NFL.

Prior to his first tenure in Chicago from 1997-98, Cavanaugh served as quarterbacks coach for the San Francisco 49ers in 1996, helping Steve Young lead the NFL in passer

rating (97.2) and completion percentage (67.7). He got his first taste of NFL coaching in 1994, working as the quarterbacks coach of the Arizona Cardinals, a position he held for two years.

Cavanaugh won two Super Bowl titles as a backup quarterback with the New York Giants (Super Bowl XXV) and the 49ers (Super Bowl XIX). He was a second-round selection (50th overall) of the Patriots in 1978 NFL Draft, spending five seasons with New England (1978-82) before stints with the 49ers (1983-85), Eagles (1986-89) and Giants (1990-91). He appeared in 112 career contests with 19 starts, completing 305-of-579 passes for 4,332 yards and 28 touchdowns.

As a collegiate quarterback, Cavanaugh guided Pitt to the 1976 National Championship and was named the Sugar Bowl MVP after a 27-3 victory over Georgia. He earned All-America honors as a senior in 1977. Cavanaugh earned his bachelor's degree from Pitt in administration of justice.

A native of Youngstown, Ohio, Cavanaugh attended Chaney H.S. He is married to his wife, Maria, and has three children: Amy, Andrew and Mollie.



**MIKE CLARK**  
HEAD STRENGTH &  
CONDITIONING

**13TH NFL SEASON**  
**2ND WITH REDSKINS**

|            |                                |                     |
|------------|--------------------------------|---------------------|
| 1977-78    | Graduate Assistant             | Kansas              |
| 1979-80    | Def. Coordinator/LB Coach      | Topeka [Kan.] H.S.  |
| 1981       | Strength & Conditioning Coach  | Wyoming             |
| 1982       | Strength & Conditioning Coach  | Kansas              |
| 1983-87    | Strength & Conditioning Coach  | Oregon              |
| 1988-89    | Strength & Conditioning Coach  | Southern California |
| 1990-2003  | Strength & Conditioning Coach  | Texas A&M           |
| 2004-09    | Strength & Conditioning Coach  | Seattle Seahawks    |
| 2010-12    | Strength & Conditioning Coach  | Kansas City Chiefs  |
| 2013-14    | Strength & Conditioning Coord. | Chicago Bears       |
| 2015-Pres. | Head Strength & Conditioning   | Washington Redskins |

Mike Clark enters his second season as the Redskins' head strength and conditioning coach in 2016 after initially being named to the position on January 27, 2015.

Prior to joining the Redskins in 2015, Clark served as Strength and Conditioning Coordinator for the Chicago Bears from 2013-14. Before his tenure in Chicago, he spent three seasons (2010-12) as the strength and conditioning coach for the Kansas City Chiefs from 2010-12 after serving in the same capacity for six years with the Seattle Seahawks from 2004-09. He was named the NFL Strength and Conditioning Coach of the Year by American Football Monthly in 2005 and was a part of the Seahawks staff that advanced to Super Bowl XL under Head Coach Mike Holmgren.

Prior to joining the NFL ranks, Clark was inducted into the USA Strength and Conditioning Coaches Hall of Fame in 2003 after 25 years working at the collegiate level.

Clark served as the strength and conditioning coach for 14 seasons at Texas A&M (1990-2003), adding the duties of assistant athletic director in 2000. During his time with the Aggies, he was named the Strength Coach of the Year in 1993 and 2000 by the Collegiate Strength and Conditioning Coaches Association. Clark also served as president of the Collegiate Strength and Conditioning Coaches Association in 2000.

Before his time at Texas A&M, Clark served as the strength and conditioning coach at USC (1988-89), Oregon (1983-87), Kansas (1982) and Wyoming (1981).

The native of Wichita, Kan., was the defensive coordinator and linebackers coach at Topeka [Kan.] H.S. from 1979-80.

# STAFF BIOS

He originally entered the coaching ranks as a graduate assistant with Kansas (1977-78).

Clark played high school football at Oak Park H.S. in Kansas City and continued as a center at Ottawa (Kan.) University. He and his wife, Kris, have three children, Matthew, J.J. and Alicia.



**CHAD ENGLEHART**  
ASST. STRENGTH & CONDITIONING

**7TH NFL SEASON**  
**7TH WITH REDSKINS**

|            |                               |                               |
|------------|-------------------------------|-------------------------------|
| 2006       | Head Strength & Conditioning  | Univ. of New Orleans          |
| 2007       | Head Strength & Conditioning  | HS2 Ath. Performance (La.)    |
| 2008       | Strength & Conditioning Dir.  | Xcel Sports Performance (La.) |
| 2009       | Head Strength & Conditioning  | Florida Tuskers (UFL)         |
| 2010-Pres. | Asst. Strength & Conditioning | Washington Redskins           |

Chad Englehart is entering his seventh season with the Redskins as the team's assistant strength and conditioning coach after being hired to the position on February 26, 2010.

Prior to joining the Redskins, Englehart served as the head strength and conditioning coach with the Florida Tuskers of the United Football League in 2009. During that time, he worked with Redskins Head Coach Jay Gruden, who served as the Tuskers' offensive coordinator that season. The Tuskers finished with a perfect 6-0 regular season record before losing in the UFL's inaugural championship game.

In 2008, Englehart served as director of strength and conditioning at Xcel Sports Performance in Louisiana. Before that, he was head strength and conditioning coach in 2007 at HS2 Athletic Performance in Mandeville, La., and at the University of New Orleans in 2006.

Englehart holds a Master's degree in human movement with a concentration in corrective exercise from A.T. Still University. He also holds a bachelor's degree in kinesiology with a concentration in exercise science from Southeastern Louisiana University. He is a certified strength and conditioning specialist with the National Strength and Conditioning Association and is a Performance Enhancement Specialist and Corrective Exercise Specialist with the National Academy of Sports Medicine (NASM). Englehart also holds certifications with USA Weightlifting and USA Track and Field, Functional Movement Screen and TRX Suspension Training certifications as well as a Fitness Nutrition Specialist certification from the NASM and a 3DMAPS (3D Movement Analysis and Performance System) certification from Gray Institute.

Englehart and his wife, Lyndsey, have two daughters, Blair and Elise.



**PERRY FEWELL**  
DEFENSIVE BACKS

**19TH NFL SEASON**  
**2ND WITH REDSKINS**

|            |                       |                       |
|------------|-----------------------|-----------------------|
| 1980-83    | Defensive Back        | Lenoir-Rhyne          |
| 1985-86    | Graduate Assistant    | North Carolina        |
| 1987       | Defensive Backs Coach | U.S. Military Academy |
| 1988-91    | Wide Receivers Coach  | Kent State            |
| 1992-94    | Defensive Line Coach  | U.S. Military Academy |
| 1995-97    | Secondary Coach       | Vanderbilt            |
| 1998-2002  | Defensive Backs Coach | Jacksonville Jaguars  |
| 2003-04    | Secondary Coach       | St. Louis Rams        |
| 2005       | Defensive Backs Coach | Chicago Bears         |
| 2006-09*   | Defensive Coordinator | Buffalo Bills         |
| 2010-14    | Defensive Coordinator | New York Giants       |
| 2015-Pres. | Defensive Backs Coach | Washington Redskins   |

*\*Served as Interim Head Coach for final seven games of 2009*

Perry Fewell enters his second season as the Redskins' defensive backs coach after initially being named to the position on January 27, 2015.

In his first season in Washington in 2015, Fewell skillfully guided a constantly changing unit that was besieged by injuries for most of the season. Fewell lost presumptive starting cornerbacks Chris Culliver and DeAngelo Hall for long stretches of the season but coached second-year corner Bashaud Breeland and midseason signing Will Blackmon to career years. He fostered the development of rookie Quinton Dunbar, a college free agent wide receiver who moved to cornerback out of a team necessity in training camp. He also developed rookie sixth-round pick Kyshoen Jarrett into a dual contributor at safety and nickelback and facilitated Hall's transition from corner to safety once he returned from injury late in the season.

Prior to joining the Redskins, Fewell spent the previous five seasons as defensive coordinator of the New York Giants, a stint that included a 21-17 victory over the New England Patriots in Super Bowl XLVI. In Fewell's five seasons in New York from 2010-14, his unit amassed 160 takeaways, second-most in the NFC and third-most in the NFL.

During the team's Super Bowl campaign in 2011, the Giants were fourth in the NFL in both takeaways (35) and turnover differential (plus-14). In four postseason victories that year, the Giants allowed an average of 14.0 points per game, joining the 2000 Baltimore Ravens as the only team since the turn of the century to allow 14 or fewer points per game in a postseason run requiring all four rounds.

Prior to joining the Giants, Fewell spent four seasons as the Buffalo Bills' defensive coordinator from 2006-09. He was the team's interim head coach for the final seven games of the 2009 season, earning three wins. In 2009, his guidance helped rookie safety Jairus Byrd tie for the NFL lead with nine interceptions in only 14 games and helped Byrd become the first Bills rookie to be selected to the Pro Bowl since Greg Bell in 1984.

Fewell coached defensive backs for the Chicago Bears in 2005 when the Bears led the NFC with 24 interceptions and cornerback Nathan Vasher and safety Mike Brown were both selected to the Pro Bowl. Fewell had previously served as secondary coach of the St. Louis Rams from 2003-04.

Fewell entered the NFL as the defensive backs coach for the Jacksonville Jaguars in 1998, a position he held through the 2002 season. Jacksonville's pass defense ranked third in the NFL during a 14-2 season in 1999.

Prior to entering the NFL, Fewell spent 13 years coach-



# STAFF BIOS

ing at the collegiate level. He began his coaching career as a graduate assistant at the University of North Carolina from 1985-86. He was the defensive backs coach at Army in 1987, and the following year, he began a four-year stint as the wide receivers coach at Kent State. In 1992, he returned to West Point, where he spent three seasons as the defensive line coach. Fewell's final college job was at Vanderbilt where he coached the secondary from 1995-97 and was also assistant head coach in his final season there.

Fewell lettered as a defensive back at Lenoir-Rhyne (N.C.) from 1980-83 and was part of the university's Hall of Fame class in 2011. A native of Gastonia, N.C., he was on the football and track teams at South Point H.S. in Belmont, N.C., and was inducted into the Belmont Sports Hall of Fame in 2001. He also earned induction into the Gaston County, N.C. Hall of Fame in June 2012.

Fewell and his wife, Kathleen, have two sons.



**CHAD GRIMM**  
DEFENSIVE QUALITY CONTROL

**8TH NFL SEASON**  
**2ND WITH REDSKINS**

|            |                           |                     |
|------------|---------------------------|---------------------|
| 2003-06    | Linebacker                | Virginia Tech       |
| 2009-12    | Offensive Quality Control | Arizona Cardinals   |
| 2013-14    | Defensive Quality Control | San Diego Chargers  |
| 2015-Pres. | Defensive Quality Control | Washington Redskins |

Chad Grimm enters his second season as a defensive quality control coach for the Redskins in 2016 after initially being named to the position on January 29, 2015.

Prior to joining the Redskins, Grimm spent two years in the same capacity with the San Diego Chargers. Grimm spent his first four NFL seasons with the Arizona Cardinals after entering the league in 2009 as an offensive quality control coach.

Grimm comes from a football pedigree. He is the son of Russ Grimm, a Pro Football Hall of Famer and three-time Super Bowl champion who stands as one of the most decorated players in Redskins history. Russ – a founding member of the franchise's famed "Hogs" – played 11 seasons in Washington from 1981-91 and served in various assistant roles for the team from 1992-2000. His brother, Cody, played at Virginia Tech, was a seventh-round draft pick by Tampa Bay in 2010 and played safety for the Buccaneers from 2010-12.

Grimm played collegiately as a linebacker and special teamer at Virginia Tech from 2003-06. The Fairfax native played both football and lacrosse at Oakton H.S. in Vienna, Va., helping the school reach the state finals in both sports for the first time in school history.



**IKE HILLIARD**  
WIDE RECEIVERS

**18TH NFL SEASON**  
**4TH WITH REDSKINS**

|            |                            |                       |
|------------|----------------------------|-----------------------|
| 1994-96    | Wide Receiver              | Florida               |
| 1997-2004  | Wide Receiver              | New York Giants       |
| 2005-08    | Wide Receiver              | Tampa Bay Buccaneers  |
| 2009       | Volunteer Coach            | Florida Tuskers (UFL) |
| 2010       | Wide Receivers Coach       | Florida Tuskers (UFL) |
| 2011       | Asst. Wide Receivers Coach | Miami Dolphins        |
| 2012       | Wide Receivers Coach       | Washington Redskins   |
| 2013       | Wide Receivers Coach       | Buffalo Bills         |
| 2014-Pres. | Wide Receivers Coach       | Washington Redskins   |

Ike Hilliard returned for his second stint as the Redskins' wide receivers coach on January 20, 2014.

During the Redskins' NFC East championship season in 2015, Hilliard coached a group that prominently featured two prolific veterans (Pierre Garçon and DeSean Jackson) and two young players in their first or second NFL seasons (Jamison Crowder and Ryan Grant, respectively). Garçon posted 72 receptions, the second-highest total of his career, while Jackson recorded 528 receiving yards and four touchdowns despite being limited by injury to nine games. Hilliard's guidance also helped Crowder to a Redskins-rookie-record 59 receptions in 2015.

In his return to Washington in 2014, Hilliard oversaw the incorporation of Jackson into the team's offense after joining the team as a free agent. Jackson led the Redskins with 1,169 receiving yards on 56 receptions, becoming the fifth member of the Redskins to post 1,000 receiving yards in his first season in Washington (Bobby Mitchell in 1962, Henry Ellard in 1994, Laveranues Coles in 2003 and Santana Moss in 2005). Jackson averaged an NFL-best 20.9 yards per reception and was the first member of the Redskins to finish a season as the NFL leader in yards per reception since Henry Ellard (19.5 in 1996).

Hilliard served as wide receivers coach for the Buffalo Bills in 2013, helping mold a young group that included rookie second-round pick Robert Woods (40 receptions for 587 yards with three touchdowns) and rookie third-round pick Marquise Goodwin (17 receptions for 283 yards with three touchdowns).

In his first stint with the Redskins in 2012, Hilliard guided the team's receivers to the franchise's first division title since 1999. He incorporated free agents Pierre Garçon and Joshua Morgan into the offense, helping Garçon lead the team in receiving yards (633 in only 10 games) and helping Morgan lead the Redskins in receptions (48). Hilliard also oversaw the resurgence of veteran slot receiver Santana Moss, who caught 41 passes for 573 yards and eight touchdowns, his most since recording nine receiving touchdowns in his first season in Washington in 2005. The group's toughness on the perimeter also helped the offense rush for a league-best 2,709 yards, a franchise record.

In 2011, Hilliard served as the assistant wide receivers coach for the Miami Dolphins. He helped in the development of wide receiver Brandon Marshall, who was selected for his third Pro Bowl and first as a member of the Dolphins. Additionally, Marshall finished third in the AFC in receiving yards with 1,214 and recorded his fifth-consecutive 1,000-plus yard season.

Prior to joining the Dolphins, Hilliard spent two seasons coaching for the Florida Tuskers of the United Football League. Hilliard worked as a volunteer coach with the Tusk-

# STAFF BIOS

ers in 2009 and was elevated to the position of Receivers Coach for 2010 under current Redskins Head Coach Jay Gruden.

As a player, Hilliard was a first-round selection in the 1997 NFL Draft (No. 7 overall). He played 12 seasons, eight with the New York Giants (1997-2004) and four with the Tampa Bay Buccaneers (2005-08). In 161 career games (106 starts), Hilliard caught 546 passes for 6,397 yards and 35 touchdowns.

Hilliard played collegiately at the University of Florida from 1994-96, catching 126 passes for 2,214 yards and 26 touchdowns. He earned first-team All-SEC and All-American honors as a junior and, in the final game of the season, finished with seven catches for 150 yards and three touchdowns in leading the Gators to a 52-20 Sugar Bowl win to secure the school's first national championship.

Hilliard is a native of Patterson, La.



**RANDY JORDAN**  
RUNNING BACKS

**13TH NFL SEASON**  
**3RD WITH REDSKINS**

|            |                         |                      |
|------------|-------------------------|----------------------|
| 1989-92    | Running Back            | North Carolina       |
| 1993       | Running Back            | Los Angeles Raiders  |
| 1995-97    | Running Back            | Jacksonville Jaguars |
| 1998-2002  | Running Back            | Oakland Raiders      |
| 2003       | Special Teams Assistant | Oakland Raiders      |
| 2004-07    | Running Backs Coach     | Nebraska             |
| 2008-11    | Running Backs Coach     | Texas A&M            |
| 2012-13    | Running Backs Coach     | North Carolina       |
| 2014-Pres. | Running Backs Coach     | Washington Redskins  |

Randy Jordan enters his third season as the Redskins' running back coach in 2016 after initially being named to the position on January 26, 2014.

Jordan is a veteran of nine NFL seasons as a player from 1993-2002, appearing in 122 career games with the Raiders and Jaguars. He was the recipient of the NFL Unsung Hero Award and the Ed Block Courage Award in 2001 and served as special teams captain for the Raiders' AFC Championship team in 2002.

In 2015, Jordan oversaw a rotating stable of backs that included workhorse Alfred Morris (202 carries for 751 yards with one touchdown), third-round pick Matt Jones (144 carries for 490 yards with three touchdowns) and third-down back Chris Thompson (gained 6.2 yards per carry on 35 attempts). The group also contributed heavily in pass protection, helping the Redskins decrease their sack total from 58 in 2014 to 27 in 2015.

In his first season in Washington in 2014, Jordan helped Morris earn his second consecutive Pro Bowl berth, making Morris the first Redskins running back selected to consecutive Pro Bowls since Stephen Davis in 1999-2000. Morris joined Davis as the only backs in team history to record three consecutive 1,000-yard rushing seasons. Jordan's work was also evident in the play of fullback Darrel Young, who matched his career highs in rushing touchdowns (three) and receiving touchdowns (two) en route to a career-high five total touchdowns in 2014.

Before joining the Redskins, Jordan spent two years as the running backs coach at the University of North Carolina. In his first season with UNC in 2012, Jordan's Tar Heels averaged 193.8 rushing yards per game, third-most in the Atlantic Coast Conference and the program's highest average since 1994. That season, he tutored tailback Giovani Bernard

– who played for current Redskins Head Coach Jay Gruden in Cincinnati in 2013 – to one of the best seasons in UNC history, helping Bernard average 122.8 rushing yards per game, most in the ACC and 11th in the nation.

Jordan was part of an offensive staff that helped Carolina set more than 35 school records, including total points, points per game and total offense.

Jordan coached running backs at Texas A&M for four seasons from 2008-11. In 2011, the Aggies averaged 199.1 rushing yards per game, fourth-most in the Big 12 Conference, and had two different backs – Cyrus Gray and Christine Michael – finish among the top five in the conference in rushing yards per game. Under Jordan's tutelage, Gray was a three-time All-Big 12 performer and exited ranked third in conference history in all-purpose yards.

Jordan left for Aggieland from the University of Nebraska where he served as the running backs coach for the Cornhuskers from 2004-07. Jordan helped shape the I-back position, coaching two 1,000-yard rushers in Cody Ross in 2004 and Marlon Lucky in 2007. He oversaw a committee of backs in 2006 that produced nearly 2,400 rushing yards and 26 rushing touchdowns, as an improved effort on the ground helped NU move from 107th in 2005 to 23rd nationally in rushing offense in 2006.

Jordan began his coaching career with the Oakland Raiders as a special teams assistant midway through the 2003 season. He played nine years in the NFL as a running back, playing in 122 career games from 1993 through 2002. He began his career with the Los Angeles Raiders before joining the expansion Jacksonville Jaguars in 1995 and playing three seasons. Jordan holds the distinction of scoring the very first touchdown for the Jacksonville club, a 71-yard reception against Cincinnati in 1995.

After the 1997 season, Jordan rejoined the Raiders' organization where he played five more seasons. In 1998, Jordan rushed for 159 yards for the Raiders. He had a career-high 213 yards rushing and three touchdowns in helping the Raiders reach the AFC Championship Game in 2000. He also caught 27 passes for 299 yards and a touchdown that same season.

Jordan finished his career with 574 yards rushing and seven touchdowns, while making 58 catches for 596 yards and two touchdowns. Jordan was also a standout special teams player. He finished his career with 801 yards on 38 career kick returns, including a season best of 553 yards on 26 returns for Jacksonville in 1996. He also recorded 64 career tackles on special teams.

Jordan played for the University of North Carolina under coach Mack Brown from 1989-92. He earned three letters for the Tar Heels rushing for 1,134 yards and nine touchdowns in his career, including 618 yards and seven touchdowns in 1991.

Jordan earned his bachelor's degree in speech communication from North Carolina in 1993. He was born in Manson, N.C. Jordan and his wife, Romonda, have a daughter, Raven, and two sons, Jalen and Justin.



**PAUL KELLY**  
DIRECTOR OF FOOTBALL  
OPERATIONS

**18TH NFL SEASON**  
**7TH WITH REDSKINS**

Paul Kelly enters his 18th NFL season and his seventh as the Redskins' Director of Football Operations in 2016. Kelly, who was named to the post on February 16, 2010, works directly with Head Coach Jay Gruden and is responsible for

# STAFF BIOS

coordinating the team's daily operations, including all travel and accommodations for home and away games, managing all football department budgets, coordinating training camp logistics and managing the year-round football schedule.

Additionally, Kelly serves as the coaching staff's liaison on all matters relating to the athletic training, equipment, video and the public relations departments, serving as the point of communication in administering every Redskins practice and team function, including all mini-camps, OTA days and training camp.

Kelly previously spent five seasons with the Tampa Bay Buccaneers (2004-08) and six seasons with the Oakland Raiders (1998-2003). He spent the 2009 season assisting the broadcast team of ESPN's Monday Night Football.

In his five seasons with the Buccaneers, Kelly worked directly with Head Coach Jon Gruden in organizing football operations for the club and directed many of the day-to-day operations of the team. During Kelly's five seasons as a member of the Buccaneers' staff, the Buccaneers captured NFC South titles in 2005 and 2007.

Kelly spent six seasons (1998-2003) as an assistant on the Oakland Raiders coaching staff, which included three consecutive Division Championships (2000, 2001 & 2002). In 2002, he helped Head Coach Bill Callahan guide Oakland to its first Super Bowl appearance in 19 years as the Raiders represented the AFC in Super Bowl XXXVII.

Kelly graduated with a bachelor's degree in business administration with an emphasis in new ventures and small business management from California State University Hayward in 1990. Prior to joining the Raiders, he owned and managed his own San Francisco Bay Area-based businesses.

Kelly and his wife, Catherine, have three children. His oldest, Colin, is a student at William & Mary. His daughter, Lauren, is a student and women's soccer player at the University of Florida. His son, Hunter, is a high school student and is a batboy for the Washington Nationals.



**GREG MANUSKY**  
OUTSIDE LINEBACKERS

**28TH NFL SEASON**  
**5TH WITH REDSKINS**

|            |                           |                      |
|------------|---------------------------|----------------------|
| 1984-87    | Linebacker                | Colgate              |
| 1988-90    | Linebacker                | Washington Redskins  |
| 1991-93    | Linebacker                | Minnesota Vikings    |
| 1994-99    | Linebacker                | Kansas City Chiefs   |
| 2000       | Training Camp Coach       | Tampa Bay Buccaneers |
| 2001       | Linebackers Coach         | Washington Redskins  |
| 2002-06    | Linebackers Coach         | San Diego Chargers   |
| 2007-10    | Defensive Coordinator     | San Francisco 49ers  |
| 2011       | Defensive Coordinator     | San Diego Chargers   |
| 2012-15    | Defensive Coordinator     | Indianapolis Colts   |
| 2016-Pres. | Outside Linebackers Coach | Washington Redskins  |

Greg Manusky returns to the Redskins in 2016 for his fifth season with the organization including his second as a coach after being hired as the team's outside linebackers coach on January 22, 2016.

Manusky returned to the Redskins with 27 previous combined seasons of NFL experience, including 15 as a coach and 12 as a player. He entered the coaching ranks full-time with the Redskins in 2001 as the team's linebackers coach. During his 15 previous seasons as an NFL coach entering 2016, 11 different players earned a total of 17 Pro Bowl selections under his tutelage.

Prior to his second coaching stint in Washington, Manusky served nine seasons as a defensive coordinator with the Indianapolis Colts (2012-15), San Diego Chargers (2011) and San Francisco 49ers (2007-10). The Colts won at least eight games in all four of Manusky's seasons in Indianapolis, earning three postseason berths including an AFC Championship appearance in 2014. The Colts recorded 10 interception returns for touchdowns during Manusky's four-year tenure, tied for second-most in the AFC and tied for fifth-most in the NFL in that time frame.

In 2014, Manusky guided a defense that helped record the team's third straight 11-5 regular season record and second consecutive AFC South Division Championship. From Weeks 4 through 7, the Colts only allowed one third down conversion in four straight games, marking the longest such streak by an NFL team since 1970. Safety Mike Adams, cornerback Vontae Davis and inside linebacker D'Qwell Jackson comprised the three defensive players to earn their first career Pro Bowl selection during the year.

Manusky spent the 2011 campaign as the defensive coordinator of the San Diego Chargers. Under his direction, the defense allowed an average of 224.4 net passing yards per game, and safety Eric Weddle tied for the NFL lead with seven interceptions and earned a trip to the 2012 Pro Bowl. Prior to joining the Chargers, Manusky spent four seasons (2007-10) as defensive coordinator of the San Francisco 49ers. His 2009 unit did not allow a touchdown in five separate games while forcing an NFL-best 21 fumbles, allowing just 3.6 yards per rush and recording 44.0 sacks.

Manusky's first tenure with the Chargers lasted four seasons (2002-06), during which time he served as the linebackers coach. In the 2006 campaign, San Diego linebackers accounted for 42.5 of the team's 61.0 regular season sacks. That season, linebacker Shawne Merriman tied the Chargers' franchise record with 17.0 sacks, becoming the first Charger to lead the league in sacks.

Manusky started his coaching career in 2000, working as a volunteer linebackers and special teams coach with the Tampa Bay Buccaneers during training camp. He then joined the Redskins staff in 2001 as the team's linebackers coach, helping guide LaVar Arrington to his first career Pro Bowl selection.

Throughout his career, Manusky has coached an impressive list of Pro Bowl players, including D'Qwell Jackson, Vontae Davis, Mike Adams and Robert Mathis with the Colts; Eric Weddle, Shawne Merriman, Junior Seau and Donnie Edwards with the Chargers; Justin Smith and Patrick Willis with the 49ers and LaVar Arrington with the Redskins.

Manusky was a linebacker and special teams standout during his 12-year NFL playing career in Washington, Minnesota and Kansas City, recording a stretch in which he participated in 113 consecutive games. Manusky earned All-Madden Team honors in 1991 and retired from the NFL in 2000.

A native of Wyoming, Pa., Manusky attended Dallas (Pa.) H.S. before moving on to Colgate University, where he was a four-year letterman and an All-Colonial League selection. As a senior in 1987, Manusky was named the Colonial League's Defensive Player of the Year. He graduated with degrees in education and geology.

Manusky and his wife, Laurie, have two sons, Colton and Jake, and two daughters, Logan and Chandler.

# STAFF BIOS



**BRET MUNSEY**  
ASST. SPECIAL TEAMS/  
SPECIAL PROJECTS

**4TH NFL SEASON**  
**3RD WITH REDSKINS**

|            |                           |                           |
|------------|---------------------------|---------------------------|
| 1991-95    | Receiver/Defensive Back   | Orlando Predators (AFL)   |
| 2000       | Defensive Coordinator     | Augusta Stallions (af2)   |
| 2001       | Head Coach                | Tenn. Valley Vipers (af2) |
| 2002       | Defensive Coordinator     | Carolina Cobras (AFL)     |
| 2003-05    | Personnel Dir./Secondary  | Orlando Predators (AFL)   |
| 2006-08    | Head Coach                | Philadelphia Soul (AFL)   |
| 2009-10    | Director of Personnel     | Florida Tuskers (UFL)     |
| 2011-12    | Director of Personnel     | Virginia Destroyers (UFL) |
| 2012       | Head Coach                | Orlando Predators (AFL)   |
| 2013       | National Scout            | Philadelphia Eagles       |
| 2014-Pres. | Asst. ST/Special Projects | Washington Redskins       |

Bret Munsey enters his third season overseeing special projects and serving as a special teams assistant in 2016 after initially joining the team during the 2014 offseason.

Along with Special Teams Coordinator Ben Kotwica and Assistant Special Teams Coach Bradford Banta, Munsey contributed to the Redskins' special teams success in 2015 despite the unit having to use 60 different players (tied for seventh-most in the NFL) during its NFC East championship season. The unit posted a Top 5 ranking in kickoff coverage (20.1 yards allowed per return) and contributed three special teams touchdowns, including a team-record-tying two kickoff returns for touchdowns and a blocked punt recovery for a touchdown.

Prior to joining the Redskins, Munsey served as a national scout for the Philadelphia Eagles during the 2013 season. He spent the 2012 season as the head coach of the Orlando Predators of the Arena Football League. Prior to his stint in Orlando, he served two seasons as the director of player personnel for the Florida Tuskers of the UFL (2009-10), working with current Redskins head coach Jay Gruden. In 2011, the team moved to Virginia Beach, and as Director of Personnel, Munsey helped guide the Virginia Destroyers to the 2011 UFL Championship.

From 2006-08, Munsey served as head coach of the AFL's Philadelphia Soul. Munsey finished with a 35-20 overall record, including a 16-3 record and Arena Bowl title in 2008. In his first season with the Soul, Munsey led the team to their first postseason appearance in franchise history, finishing with a 9-7 record.

From 2003-05, Munsey served as the the secondary coach and director of player personnel for the Predators in his first stint in Orlando, working alongside Gruden, who was the team's head coach at the time. In 2002, Munsey was the head coach of the Tennessee Valley Vipers in the af2 league, where he was named the league's coach of the year. He spent one season with the Carolina Cobras of the AFL in 2001, after beginning his coaching career in 2000 as the defensive coordinator of the Augusta Stallions of af2.

A native of Winter Park, Fla., Munsey was a three-sport star at Winter Park H.S. He played collegiately at Concord University (W.Va.) and played professionally for the Predators from 1991-95.



**KIRK OLIVADOTTI**  
INSIDE LINEBACKERS

**14TH NFL SEASON**  
**14TH WITH REDSKINS**

|            |                               |                     |
|------------|-------------------------------|---------------------|
| 1993-96    | Wide Receiver                 | Purdue              |
| 1997       | WR/TE Coach                   | Maine Maritime      |
| 1998-99    | Assistant Coach               | Indiana State       |
| 2000-03    | Def. Quality Control/DB Asst. | Washington Redskins |
| 2004-05    | Def. Quality Control/ST Asst. | Washington Redskins |
| 2006       | Def. Line Assistant/ST Asst.  | Washington Redskins |
| 2007-09    | Linebackers Coach             | Washington Redskins |
| 2010       | Defensive Assistant           | Washington Redskins |
| 2011-13    | Inside Linebackers Coach      | Georgia             |
| 2014-Pres. | Inside Linebackers Coach      | Washington Redskins |

Kirk Olivadotti enters his 14th NFL season – all with the Redskins – in 2016 after returning for his second stint with the team on January 16, 2014.

Olivadotti returned to the Redskins – with whom he spent 11 NFL seasons in various capacities from 2000-10 – in 2014 after three years coaching inside linebackers at the University of Georgia from 2011-13. Olivadotti is one of 11 members of the Redskins' assistant coach honor roll, which recognizes coaches with at least 10 seasons of service as an assistant in Washington.

In 2015, Olivadotti successfully coached a unit that helped guide the Redskins to a 9-7 record and an NFC East championship despite featuring a rotating cast of players as the result of injuries. The Redskins began the year with Keenan Robinson and Perry Riley, Jr. patrolling the inside linebacker positions, with the duo recording an interception off of former Super Bowl MVPs Tom Brady and Eli Manning, respectively. Olivadotti groomed and developed former 2013 college free agent Will Compton into a reliable starter during the team's season-ending four-game winning streak and effectively integrated midseason acquisition Mason Foster into the spot opposite Compton.

In his first season back in Washington in 2014, Olivadotti's tutelage helped Robinson blossom in his first season as a starter. Despite missing three games, Robinson led the Redskins with 108 total tackles (according to STATS, LLC), including a 14-tackle performance in a win vs. Tennessee in which Robinson earned NFC Defensive Player of the Week honors.

At Georgia, Olivadotti coached a linebacker corps that produced NFL draft picks Jarvis Jones and Alec Ogletree. The Bulldogs averaged 10 wins a season in Olivadotti's three years, including ending the 2012 season with a 12-2 record and a No. 5 national ranking.

During Olivadotti's initial 11-season stint with the Redskins, Washington finished in the top 10 in the NFL in overall defense on eight occasions. The Redskins allowed an average of 313.1 yards per game in Olivadotti's 11 years on staff, fourth-fewest in the NFC and seventh-fewest in the NFL in that time frame.

In 2009, he tutored a pair of linebackers to their first Pro Bowl in London Fletcher, who earned his initial trip in his 12th season, and Brian Drakpo, who was one of four NFL rookies selected. Fletcher led the Redskins in tackles with 172 and added two sacks, one interception and 10 passes defended. He eclipsed the 100-tackle mark for the 11th consecutive season.

Drakpo became the first Redskins defensive rookie to make the Pro Bowl since the 1970 merger. He is only the second Redskins rookie to be chosen, joining kick returner Tony

# STAFF BIOS

Green (1978). Orakpo finished with 60 tackles, including three for loss, 11 sacks for 76 yards lost, one forced fumble and two passes defended. He led all rookies in sacks and tied for most among NFC linebackers with Dallas' DeMarcus Ware. Orakpo's 11 sacks finished tied for seventh in the NFL and fourth in the NFC, and set the franchise rookie record, surpassing the previous mark of six by Dean Hamel (1985) and Andre Collins (1990).

In 2008, Olivadotti's linebackers played a pivotal role in Washington ranking fourth overall in yards allowed per game (288.8), sixth in points allowed per game (18.5) and eighth in rushing yards allowed per game (95.4 yards).

The previous year, in Olivadotti's first season as linebackers coach, Washington finished eighth in the NFL in overall defense (305.3 yards per game) and fourth in the league in rush defense (91.3 yards per game). The tandem of Fletcher (156 tackles) and Rocky McIntosh (105 tackles) finished as the team's top tacklers.

Throughout his NFL coaching career, Olivadotti has worked with some of the best defensive minds in the NFL, including Ray Rhodes, Marvin Lewis, Gregg Williams, Greg Blache and Jim Haslett. Olivadotti began his NFL coaching career with the Redskins in 2000 as a defensive quality control coach. He served in that role for four seasons and also helped coach the defensive backs.

He continued as quality control coach in 2004, but also took on a role assisting the Redskins' special teams units. In 2006, Olivadotti's role expanded to working with the Redskins' defensive line.

Olivadotti began his coaching career on the college level, working with wide receivers and tight ends at Maine Maritime for one season (1997). He moved to Indiana State as an assistant coach for two years (1998-99) before making the transition to Washington and the NFL.

Olivadotti was a four-year letter winner as a wide receiver at Purdue from 1993-96. He earned his bachelor's degree in education and his master's degree in education administration, both from Purdue. He is the son of Tom Olivadotti, a long-time defensive coach in the NFL with the Browns, Dolphins, Vikings, Giants and Texans. Kirk and his wife, Keely, have a daughter, Kasyn, and a son, Kruz.



**WES PHILLIPS**  
TIGHT ENDS

**10TH NFL SEASON**  
**3RD WITH REDSKINS**

|            |                            |                         |
|------------|----------------------------|-------------------------|
| 1997-2001  | Quarterback                | UTEP                    |
| 2002-03    | Quarterback                | San Diego Riptide (af2) |
| 2003       | Student Assistant          | UTEP                    |
| 2004-05    | Quarterbacks Coach         | West Texas A&M          |
| 2006       | Quarterbacks Coach         | Baylor                  |
| 2007-10    | Quality Control/Off. Asst. | Dallas Cowboys          |
| 2011-12    | Asst. Offensive Line Coach | Dallas Cowboys          |
| 2013       | Tight Ends Coach           | Dallas Cowboys          |
| 2014-Pres. | Tight Ends Coach           | Washington Redskins     |

Wes Phillips enters his third season as the Redskins' tight ends coach after initially being named to the position on January 17, 2014.

In 2015, Phillips presided over arguably the most prolific season by a tight end in Redskins history, as third-year pro Jordan Reed shattered team records for receptions (87) and receiving yards (952) by a tight end. Including a 24-yard touchdown reception in the NFC Wild Card Round vs. Green Bay, Reed tied a team record for combined regular season and postseason receiving touchdowns (12) in a single year.

Reed's breakout campaign was supplemented by a rotating cast of tight ends, as Phillips effectively integrated preseason trade acquisition Derek Carrier, midseason signings Anthony McCoy and Alex Smith, waiver addition Marcel Jensen, first-year player Je'Ron Hamm and eligible-tackle Tom Compton after the unit lost two presumptive contributors (Niles Paul and Logan Paulsen) to injury in the preseason.

In his first season in Washington in 2014, Phillips guided Paul to a breakout campaign, as the special teams stand-out shattered career highs in receptions (39) and receiving yards (507) after entering the season with 14 career catches and 228 career receiving yards to his credit in his first three years in the league. Phillips also oversaw the development of Reed, who finished third on the team with a then-career-high 50 receptions in his sophomore campaign.

Prior to joining the Redskins, Phillips spent seven seasons in various capacities with the Dallas Cowboys. He joined Dallas in 2007 as the club's quality control/offensive assistant coach before relinquishing his role as a quality control coach in 2011 to become the club's assistant offensive line coach in addition to continuing to assist special teams. In 2013, Phillips was named the tight ends coach, helping Jason Witten post the second-most touchdowns in a season in his career (eight).

In 2012, Phillips assisted with an offensive line that helped the Cowboys finish with 5,994 net yards, the third-most in a season in franchise history, and set a single-season club record with 4,729 passing yards despite having Phil Costa, the team's starting center, for only three games. In 2011, the unit integrated new starters at four of the five positions, helping Tony Romo post his third career 4,000-yard season while rookie running back DeMarco Murray established a single-game team rushing record with a 253-yard performance against St. Louis.

In Phillips' four seasons as Dallas' quality control/offensive assistant coach from 2007-10, the Cowboys' offense posted total yardage numbers ranking in the Top 10 in team history three times, including setting single-season club records in 2010 that included 6,390 yards of total offense – marking the first time a Cowboys team topped 6,000 yards in a season in team history – and 4,287 passing yards. The offense as a whole finished second in the league in total offense, averaging 399.4 yards per game.

Before landing in Dallas, Phillips coached quarterbacks at Baylor in 2006. His work with quarterback Shawn Bell paid dividends as Bell established school single-season records despite missing the final three games with a knee injury.

Prior to his one-year stint at Baylor, Phillips spent two seasons as the quarterbacks coach at West Texas A&M University. The Buffaloes celebrated their most successful season in almost 55 years in 2005, finishing 10-2 to post their first winning season since 1998 and the program's first 10-win season since 1950.

WTAMU won the Lone Star Conference with an 8-1 record, its first league title since 1986 and advanced to the quarterfinals of the NCAA D-II Playoffs for the first time in school history. The school led the 2005 Division II ranks in passing offense, racking up 363.8 yards per game. He tutored quarterback Dalton Bell, a finalist for the Harlon Hill Trophy, which goes to the top Division II player.

Prior to joining the WTAMU staff, Phillips spent one season as a student assistant coach at his alma mater, UTEP, and played two seasons at quarterback for the San Diego Riptide of the af2.

A three-year letter winner at UTEP (1999-2001), Phillips was a member of the 2000 Miners team that shared the WAC title, posted the school's highest win total in more than a decade and played in the Humanitarian Bowl. Phillips left the collegiate ranks among the school's single-season leaders in both pass efficiency (ninth – 120.0 in 2001) and completion percentage (eighth – 55.6 in 2001).

# STAFF BIOS

Phillips received his bachelor's degree in philosophy from UTEP in 2001. Phillips and his wife, Anna, were married in 2009 and have one daughter, Ivy, and a son, Mac.



**AUBREY PLEASANT**  
ASST. DEFENSIVE BACKS

**4TH NFL SEASON**  
**4TH WITH REDSKINS**

|            |                           |                          |
|------------|---------------------------|--------------------------|
| 2005-08    | Safety                    | Wisconsin                |
| 2010       | Defensive Backs Coach     | Grand Blanc H.S. (Mich.) |
| 2011-12    | Defensive Assistant       | Michigan                 |
| 2013       | Offensive Assistant       | Washington Redskins      |
| 2014-15    | Defensive Quality Control | Washington Redskins      |
| 2016-Pres. | Asst. Defensive Backs     | Washington Redskins      |

Aubrey Pleasant is entering his fourth season with the Redskins in 2016. He served as an offensive assistant in his first season in Washington in 2013 before transitioning to the defensive side of the ball prior to the 2014 season and working extensively with the team's defensive backs.

In 2015, Pleasant played a pivotal role in assisting Defensive Backs Coach Perry Fewell with a secondary that was besieged by injuries throughout the season. Pleasant aided in the transition of Quinton Dunbar, who joined the Redskins as a college free agent wide receiver before switching to cornerback in the middle of training camp. Dunbar played in 11 games, making one start and intercepting Giants quarterback Eli Manning in a crucial Week 12 victory during the Redskins' NFC East championship season. Pleasant also assisted in the midseason transition of 12-year NFL veteran DeAngelo Hall from cornerback to safety and the rapid development of sixth-round pick Kyshoen Jarrett, a safety who also contributed significantly at nickel after volunteering for the role in camp.

Pleasant transitioned to the defensive side of the ball in 2014 after spending his first season with the Redskins as an offensive assistant. In 2014, he assisted Defensive Backs Coach Raheem Morris and played a significant role in the development of fourth-round pick Bashaud Breeland. With Pleasant's guidance, Breeland started 15 games – third-most by a rookie cornerback in Redskins history behind only Champ Bailey (16 in 1999) and Pro Football Hall of Famer Darrell Green (16 in 1983) – and tied for the NFL rookie lead in passes defended (14).

Pleasant was an offensive staff/head coach intern for the Cleveland Browns before joining the Redskins. Prior to his time in Cleveland, he spent two years with the University of Michigan as a defensive graduate assistant, helping the team appear in back-to-back bowl games. With Pleasant working specifically with the defensive backs in 2011, Michigan allowed 190.5 yards passing per game and 17.4 points per game, ranking No. 16 and sixth in the nation, respectively. Michigan's total defense improved to No. 17 in the nation (322.2 ypg.) after ranking No. 110 (450.8 ypg.) in the year prior to Pleasant's arrival. Michigan's defense allowed only 12 touchdown passes, led the Big Ten with 29 takeaways and tied for first in Football Bowl Subdivision (FBS) with 20 fumble recoveries.

In 2012, Pleasant was promoted to Assistant Defensive Backs Coach, helping Michigan's total defense (320.0 ypg.) and passing yards allowed (169.5 ypg.) improve to No. 13 and No. 5 in the country, respectively. Following Michigan's 2012 season, Pleasant was one of 30 coaches nationwide invited to the NCAA Future Football Coaches Academy in San An-

tonio.

Pleasant coached defensive backs at Grand Blanc (Mich.) H.S. in 2010 and was a behavioral specialist/special needs teacher in the Flint (Mich.) Community School District. His duties included working directly with cognitively-impaired and academically-neglected adult students to help educate them within the Flint school district.

Pleasant was a three-year letterman at Wisconsin from 2005-08, appearing in 41 career games with 14 starts at safety. He finished his collegiate career with 80 tackles, 4.5 tackles for loss, two sacks, one forced fumble and appeared in four consecutive bowl games: Capital One (2005 and 2006), Outback (2007) and Champs Sports (2008). Pleasant received a master's degree in education while coaching at Michigan and earned his bachelor's degree in sociology from Wisconsin in 2009.

Pleasant is a native of Flint, Mich., where he graduated from the city's Montrose H.S., receiving Class B all-state honorable mention honor at safety his senior year. He attended Flint Northern H.S. and earned all-city running back honors as a sophomore.



**JAKE SANKAL**  
ASST. STRENGTH &  
CONDITIONING/NUTRITIONIST

**1ST NFL SEASON**  
**1ST WITH REDSKINS**

Jake Sankal is entering his first NFL season with the Redskins after joining the team as an assistant strength and conditioning coach and team nutritionist during the 2016 offseason.

Prior to joining the Redskins, Sankal worked as a strength and conditioning coach in the Cleveland Indians organization. His tenure with the organization from 2010-15 included stints with the Mahoning Valley Scrappers (A), Kinston Indians (A), Carolina Mudcats (A) and three seasons with the Akron RubberDucks (AA).

Sankal is a Registered Dietitian with the Academy of Nutrition and Dietetics and holds certifications with USA Weightlifting and the National Strength and Conditioning Association as a Registered Strength and Conditioning Coach (RSCC) and Certified Strength and Conditioning Specialist (CSCS).

Sankal initially earned his bachelor's degree in history from the College of Wooster, where he played baseball and helped guide the program to the NCAA Division III Tournament in all four seasons of his collegiate career. In addition, he holds a bachelor's degree in dietetics from the University of Northern Colorado and a Master's degree in exercise science from Cleveland State University.

He is the son of Jill and Spark Sankal, the latter of whom is a 2009 Ohio High School Baseball Coaches Association Hall of Fame inductee.

# STAFF BIOS



**SHANE WALDRON**  
OFFENSIVE QUALITY CONTROL

**6TH NFL SEASON**  
**1ST WITH REDSKINS**

|            |                            |                                     |
|------------|----------------------------|-------------------------------------|
| 1998-2001  | Long Snapper/Tight End     | Tufts University                    |
| 2002-03    | Operations Intern          | New England Patriots                |
| 2004       | Operations Assistant       | New England Patriots                |
| 2005-07    | Graduate Assistant         | Notre Dame                          |
| 2008       | Offensive Quality Control  | New England Patriots                |
| 2009       | Tight Ends Coach           | New England Patriots                |
| 2010       | Wide Receivers Coach       | Hartford Colonials (UFL)            |
| 2011       | Off. Coordinator           | Buckingham Browne & Nichols (Mass.) |
| 2012-13    | Recruiting Coord./TE Coach | Massachusetts                       |
| 2014-15    | Offensive Line Coach       | Massachusetts                       |
| 2016-Pres. | Offensive Quality Control  | Washington Redskins                 |

Shane Waldron is entering his sixth NFL season and his first with the Redskins after being named the team's offensive quality control coach on February 17, 2016.

Prior to joining the Redskins, Waldron had most recently spent four seasons at UMass, serving as the Minutemen's Recruiting Coordinator/Tight Ends Coach from 2012-13 and Offensive Line Coach from 2014-15. Waldron helped guide tight end Rob Branchflower to a seventh-round selection by the Pittsburgh Steelers in the 2014 NFL Draft after Branchflower set the school record for most career receiving yards by a tight end.

In 2011, Waldron served as the offensive coordinator at the Buckingham Browne & Nichols H.S. (Mass.) and also as a Northeast Sports Consultant. A year earlier, he served as Wide Receivers Coach for the Hartford Colonials of the United Football League.

Before his stint in the UFL, Waldron worked with the New England Patriots in various capacities across two different stints with the franchise. Beginning in 2002, Waldron served as an operations intern for two seasons before being promoted to the title of an operations assistant in 2004, when he handled special teams quality control duties in addition to overseeing the completion of weekly game plans. After three years coaching at Notre Dame, Waldron returned to New England in 2008 to serve as an offensive quality control coach and later served as the tight ends coach in 2009.

Waldron spent the 2005-07 seasons as an offensive graduate assistant at Notre Dame. With the Irish, he helped guide two of the most explosive offenses in school history, as both the 2005 and 2006 units averaged at least 31 points per game.

A native of Portland, Ore., Waldron is a 2002 graduate of Tufts University, where he was a three-year letterman as a tight end and long snapper.

## COACHING LINEAGE

*Head coaches under whom Redskins coaches served prior to their current tenure*

**Jay Gruden:** Eddie Khayat (Nashville Kats), Jon Gruden (Buccaneers), Jim Haslett (Florida Tuskers), Marvin Lewis (Bengals)

**Joe Barry:** John Robinson (USC), Steve Axman (Northern Arizona), John Robinson (UNLV), Steve Mariucci (49ers), Tony Dungy (Buccaneers), Jon Gruden (Buccaneers), Rod Marinelli (Lions), Raheem Morris (Buccaneers), Lane Kiffin (USC), Norv Turner (Chargers), Mike McCoy (Chargers)

**Ben Kotwica:** Eric Mangini (Jets), Rex Ryan (Jets)

**Sean McVay:** Raheem Morris (Buccaneers), Jim Haslett (Florida Tuskers), Mike Shanahan (Redskins)

**Robb Akey:** Mike Price (Weber State), Dave Arslanian (Weber State), Steve Axman (Northern Arizona), Steve Axman (Northern Arizona), Mike Price (Washington State), Bill Doba (Washington State), Mike Zimmer (Vikings)

**Bradford Banta:** Rodney Allison (Tennessee-Chattanooga), Rod Marinelli (Lions), Jim Schwartz (Lions)

**Bill Callahan:** Mike White (Illinois), Larry Kentera (Northern Arizona), Bob Smith (Southern Illinois), Barry Alvarez (Wisconsin), Ray Rhodes (Eagles), Jon Gruden (Raiders), Eric Mangini (Jets), Rex Ryan (Jets), Jason Garrett (Cowboys)

**Kevin Carberry:** Mike Mangino (Kansas), Turner Gill (Kansas), J.C. Harper (Stephen F. Austin), Jason Garrett (Cowboys)

**Matt Cavanaugh:** Johnny Majors (Pittsburgh), Buddy Ryan (Cardinals), George Seifert (49ers), Dave Wannstedt (Bears), Brian Billick (Ravens), Dave Wannstedt (Pittsburgh), Rex Ryan (Jets), Marc Trestman (Bears)

**Perry Fewell:** Dick Crum (North Carolina), Jim Young (U.S. Military Academy), Dick Crum (Kent State), Pete Cordelli (Kent State), Bob Sutton (U.S. Military Academy), Ron Dowhower (Vanderbilt), Woody Widenhofer (Vanderbilt), Tom Coughlin (Jaguars), Mike Martz (Rams), Lovie Smith (Bears), Dick Jauron (Bills), Tom Coughlin (Giants)

**Chad Grimm:** Ken Whisenhunt (Cardinals), Mike McCoy (Chargers)

**Ike Hilliard:** Jim Haslett (Florida Tuskers), Jay Gruden (Florida Tuskers), Tony Sparano (Dolphins), Mike Shanahan (Redskins), Doug Marrone (Bills)

**Randy Jordan:** Bill Callahan (Raiders), Bill Callahan (Nebraska), Mike Sherman (Texas A&M), Larry Fedora (North Carolina)

**Greg Manusky:** Tony Dungy (Buccaneers), Marty Schottenheimer (Redskins), Marty Schottenheimer (Chargers), Mike Nolan (49ers), Mike Singletary (49ers), Norv Turner (Chargers), Chuck Pagano (Colts)

**Bret Munsey:** Mike Neu (Augusta Stallions), Mike Neu (Carolina Cobras), Fran Papasedero (Orlando Predators), Jay Gruden (Orlando Predators), Jim Haslett (Florida Tuskers), Jay Gruden (Florida Tuskers), Marty Schottenheimer (Virginia Destroyers), Kurt Schottenheimer (Virginia Destroyers), Chip Kelly (Eagles)

**Kirk Olivadotti:** Mike Hodgson (Maine Maritime), Tim McGuire (Indiana State), Terry Robiskie (Redskins), Marty Schottenheimer (Redskins), Steve Spurrier (Redskins), Joe Gibbs (Redskins), Jim Zorn (Redskins), Mike Shanahan (Redskins), Mark Richt (Georgia)

**Wes Phillips:** Gary Nord (UTEP), Ronnie Jones (West Texas A&M), Don Carthel (West Texas A&M), Guy Morriss (Baylor), Wade Phillips (Cowboys), Jason Garrett (Cowboys)

**Aubrey Pleasant:** Brady Hoke (Michigan), Mike Shanahan (Redskins)

**Shane Waldron:** Bill Belichick (Patriots), Charlie Weis (Notre Dame), Chris Palmer (Hartford Colonials), Charley Molnar (Massachusetts), Mark Whipple (Massachusetts)



# **PLAYER BIOS**

---

## **ACTIVE ROSTER**





**92**

# CHRIS BAKER

**DE****6-2 // 320****5th NFL Season // Hampton****DOB: Oct. 8, 1987 // Windsor (Conn.) H.S.**

## MILESTONES

NFL debut: 11/9/09 (vs. PIT)... First NFL start: 12/15/13 (at ATL)... Redskins debut: 9/23/12 (vs. CIN)... First sack: 10/20/13 (vs. CHI, Jay Cutler)

## TRANSACTIONS

Originally entered the NFL with the Denver Broncos as a college free agent on April 27, 2009... Waived by the Broncos on Sept. 3, 2010... Signed by the Miami Dolphins to the practice squad on Oct. 7, 2010... Signed to the Dolphins active roster on Nov. 26, 2010... Waived by the Dolphins on July 31, 2011... Signed by the Washington Redskins to the practice squad on Sept. 5, 2011... Signed to Redskins active roster on Dec. 6, 2011.

## PRO

Enters 2016 credited by STATS, LLC with 134 tackles (74 solo), eight sacks, three forced fumbles, two fumble recoveries and two passes defended in 62 career games played with 26 starts... Appeared in one game each for Denver (2009) and Miami (2010) before playing in 14 games with Washington in 2012... Led all Redskins defensive linemen with a career-high six sacks in 2015.

## YEAR-BY-YEAR

### 2016 (REDSKINS)

Started all 16 games for the first time in his career. Compiled 47 total tackles (29 solo), 3.5 sacks, two forced fumbles and two passes defended on the year... Registered three tackles (one solo) vs. PIT (9/12)... Recorded five tackles (one solo) vs. DAL (9/18)... Posted three solo tackles including a sack-fumble in a win at NYG (9/25)... Made four tackles (two solo) in a win vs. CLE (10/2)... Defensed a pass in a win at BAL (10/9)... Made two tackles (one solo) in a win vs. PHI (10/16)... Tallied three tackles (two solo) at DET (10/23)... Recorded five tackles, a sack and a forced fumble in a tie against CIN (10/30) in London... Made two tackles (one solo) in a win vs. MIN (11/13)... Tallied three tackles including a sack in a win vs. GB (11/20)... Posted three tackles (two solo) at DAL (11/24)... Contributed defensively at ARI (12/4)... Registered three tackles (two solo) and 0.5 sacks in a win at PHI (12/11)... Compiled four solo tackles vs. CAR (12/19)... Posted two solo tackles and a pass defended in a win at CHI (12/24)... Tallied five tackles (two solo) vs. NYG (1/1).

### 2015 (REDSKINS)

Was one of the breakout stars of the Redskins' NFC East title-winning campaign, appearing in 16 games (11 starts) and posting career highs in total tackles (53), solo tackles (26), tackles for loss (10), sacks (six), forced fumbles (three) and fumbles recovered (two). Also started the team's postseason contest... Led all Redskins defensive linemen with six sacks... Recorded three assisted tackles and half a sack vs. MIA (9/13)... Registered an assisted tackle and created pressure on a game-sealing fourth down stop vs. STL (9/20)... Posted six tackles (five solo, one for loss) at NYG (9/24)... Recorded first career multi-sack game vs. PHI (10/4), registering two sacks among three his tackles (two solo)... Became the first member of the Redskins since Ryan Kerrigan in 2011 to record two forced fumbles at ATL (10/11). Also recorded two solo tackles and a sack... Made five

tackles (two solo, two for loss) at NYJ (10/18)... Registered six tackles (one solo) and recorded his first career fumble recovery to seal the largest comeback in team history (24 points) vs. TB (10/25)... Tied career high with seven tackles (five solo) at NE (11/8)... Notched four assisted tackles including a half-sack in a win vs. NO (11/15)... Recorded six tackles (one solo) at CAR (11/22)... Recorded a sack in a win vs. NYG (11/29)... Posted four solo tackles (two for loss) and a forced fumble vs. DAL (12/7)... Made two solo tackles in a win at CHI (12/13)... Assisted on two tackles in a win vs. BUF (12/20)... Posted a solo tackle and a pass defended in a division-clinching win at PHI (12/26)... Posted his career-high sixth sack and second fumble recovery of the season in regular season finale at DAL (1/3)... Tallied three solo tackles in his first career postseason start in the NFC Wild Card Round vs. GB (1/10).

### 2014 (REDSKINS)

Started a then-career-high 12 games among his 15 games played. Posted career highs in total tackles (39), solo tackles (24) and added one sack... Started at left defensive end at HOU (9/7), contributing three tackles (two solo)... Started at nose tackle vs. JAX (9/14), making three solo tackles... Started at nose tackle and recorded two tackles (one solo) at PHI (9/21)... Made three tackles (one solo) vs. NYG (9/25)... Started at nose tackle and contributed three tackles (one solo) vs. SEA (10/6)... Added three solo tackles in a start at nose tackle at ARI (10/12)... Recorded a solo tackle vs. TEN (10/19)... Started in an overtime win at DAL (10/27), making two tackles (one solo)... Started and recorded three tackles (one solo) at MIN (11/2)... Started on defense vs. TB (10/16)... Inactive at SF (11/23)... Recorded three tackles (two solo) at IND (11/30)... Started at nose tackle and recorded five tackles (four solo, two for loss) and his first sack of the season vs. STL (12/7)... Started and made five tackles (two solo) at NYG (12/14)... Started at nose tackle and contributed two tackles (one solo) vs. PHI (12/20)... Started and contributed two solo tackles vs. DAL (12/28).

### 2013 (REDSKINS)

Played in a then-career-high 15 games and made three starts... Had an assisted tackle in reserve action vs. PHI (9/9)... Saw action as a reserve at GB (9/15)... Inactive vs. DET (9/22)... Had three assisted tackles in reserve at OAK (9/29)... Had a solo tackle in reserve at DAL (10/13)... Registered three tackles (two solo), including his first career sack vs. CHI (10/20)... Had a solo tackle in reserve at DEN (10/27)... Contributed on defense and special teams vs. SD (11/3)... Had an assisted tackle at MIN (11/7)... Posted two tackles at PHI (11/17)... Had a career-high three solo tackles vs. SF (11/25)... Saw action in reserve vs. NYG (12/1)... Had an assisted tackle vs. KC (12/8)... Made his first NFL start at ATL (12/15), collecting four tackles (three solo) and a pass defended... Started and made an assisted tackle vs. DAL (12/22)... Started at NYG (12/29), recording a career-high seven tackles (six solo), including three for loss.

### 2012 (REDSKINS)

Appeared in 14 regular season games, registering 26 tackles (14 solo), four quarterback pressures and a pass defended, all as credited by the coaching staff... Was inactive for the team's season-opening win at NO (9/9) and at STL (9/16)... Made his Redskins debut vs. CIN (9/23), making one solo tackle... Saw action on the defensive line in win at TB (9/30) and vs. ATL (10/7)... Had one solo tackle vs. MIN (10/14)...

Had two tackles in reserve at NYG (10/21)... Had a solo tackle in reserve at PIT (10/28)... Had two tackles in reserve vs. CAR (11/4)... Had a pass defended in a win vs. PHI (11/18)... Saw action in reserve in a Thanksgiving Day win at DAL (11/22)... In a win vs. NYG (12/3) on Monday Night Football, registered three tackles (one solo) in reserve action... Had three tackles (one solo) in a win vs. BAL (12/9)... Had a solo tackle in a win at CLE (12/16)... Saw action on defense and special teams in a win at PHI (12/23)... Had an assisted tackle in a division-clinching win vs. DAL (12/30)... Had an assisted tackle in the NFC Wild Card Round vs. SEA (1/6).

**2011 (REDSKINS)**

Added to the Redskins' practice squad on Sept. 5... Promoted to the active roster on Dec. 6, but was placed on the Reserve/Injured list a week later with a quadriceps injury.

**2010 (BRONCOS/DOLPHINS)**

Joined the Dolphins' practice squad on Oct. 7... Saw action at OAK (11/28).

**2009 (BRONCOS/DOLPHINS)**

Entered the NFL as a college free agent with the Broncos... Appeared in one game vs. PIT (11/9).

**COLLEGE**

Posted 69 tackles (32 solo), 8.5 sacks (60 yds.) and one blocked kick in 11 games, with eight starts in one season at Hampton University in 2008 after transferring... In 2006-07, played for Penn State University and registered 43 tackles (21 solo) and 4.5 sacks (37 yds.) in 20 games (8 starts) in two seasons... Helped the Nittany Lions rank seventh in the nation against the run (87.9 ypg) in 2007... Led the defensive line with 37 tackles while posting 4.5 sacks in 2007... Saw action in eight games for Penn State as a redshirt freshman in 2006.

**PERSONAL**

Played two seasons of football at Windsor H.S. in Windsor, Conn... Voted senior class president in high school... Full name: Christopher Isaiah Baker... Married his wife, Jamila, in the 2015 offseason and the couple welcomed their first child, daughter Aria, in 2016... Born Oct. 8, 1987, in Windsor, Conn... Nicknamed "Swaggy."

**COMMUNITY**

In 2015, promoted healthy lifestyle habits at the 136th annual White House Easter Egg Roll, greeted fans at the Draft Day Party, played alongside fans at the Inaugural Redskins Golf Classic and participated in the WOW Wives Runway Show and the All-Star Survivors Celebration. Also hosted his own football camp for middle school boys at Sage Park Middle School in Connecticut... In 2014, attended Power Up to Read Celebrations at Oaklands Elementary School in Laurel, Md. and Winterpock Elementary in Chesterfield, Va. Also raised money for afterschool exercise and wellness programs with actor Matthew McConaughey and teammate Alfred Morris at the Movies with Morris event, and provided instruction for prospective student-athletes at the DBOA Football Camp... In 2013, helped the Washington Redskins Charitable Foundation and Macy's send 200 children back to school in style at the Macy's Back to School Shopping Spree. Also made a Play 60 Super School visit to Glebe Elementary School... In 2012, frequently participated in the team's 80th Anniversary Thank You Tour throughout Virginia, Maryland and Washington, D.C... Volunteered at the annual Redskins All-Star Survivors Celebration, an event that provides an afternoon of pampering for area women battling breast cancer... Was a featured panelist at the WRCF and Coca-Cola "4th & Life" program, an event for high school athletes that focuses on being successful on the field and in the classroom... Spoke to students about the importance of living a healthy lifestyle and led fitness stations at the WRCF and NFL's Play 60 Super School visit... Led exercise station at the WRCF Play 60 Mini-Combine.

**YEAR-BY-YEAR STATS**

**DEFENSE**

| Year          | Team | G         | GS        | Tack       | Solo       | Sack        | PD       | FF       | FR       |
|---------------|------|-----------|-----------|------------|------------|-------------|----------|----------|----------|
| 2009          | Den  | 1         | 0         | 0          | 0          | 0           | 0        | 0        | 0        |
| 2010          | Mia  | 1         | 0         | 0          | 0          | 0           | 0        | 0        | 0        |
| 2012          | Was  | 14        | 0         | 15         | 8          | 0           | 1        | 0        | 0        |
| 2013          | Was  | 15        | 3         | 27         | 16         | 1           | 1        | 0        | 0        |
| 2014          | Was  | 15        | 12        | 39         | 24         | 1           | 0        | 0        | 0        |
| 2015          | Was  | 16        | 11        | 53         | 26         | 6           | 1        | 3        | 2        |
| 2016          | Was  | 16        | 16        | 47         | 29         | 3.5         | 2        | 2        | 0        |
| <b>Career</b> |      | <b>78</b> | <b>42</b> | <b>181</b> | <b>103</b> | <b>11.5</b> | <b>5</b> | <b>5</b> | <b>2</b> |

\*Tackle stats according to STATS, LLC

**POSTSEASON**

| Year          | Team | G        | GS       | Tack     | Solo     | Sack     | PD       | FF       | FR       |
|---------------|------|----------|----------|----------|----------|----------|----------|----------|----------|
| 2012          | Was  | 1        | 0        | 1        | 0        | 0        | 0        | 0        | 0        |
| 2015          | Was  | 1        | 1        | 3        | 3        | 0        | 0        | 0        | 0        |
| <b>Career</b> |      | <b>2</b> | <b>1</b> | <b>4</b> | <b>3</b> | <b>0</b> | <b>0</b> | <b>0</b> | <b>0</b> |

**CAREER HIGHS**

**SINGLE-GAME**

**Total Tackles:** 7, twice, last at New England (11/8/15)  
**Solo Tackles:** 6, at New York Giants (12/29/13)  
**Sacks:** 2, vs. Philadelphia (10/4/15)  
**Forced Fumbles:** 2, at Atlanta (10/11/15)  
**Fumble Recoveries:** 1, twice, last at Dallas (1/3/15)

**41**

# WILL BLACKMON

**S****6-0 // 212****10th NFL Season // Boston College****DOB: Oct. 27, 1984 // Bishop Hendricken H.S. [Warwick, R.I.]**

## MILESTONES

NFL debut: 10/22/06 [at MIA]... Redskins debut: 9/20/15 [vs. STL]... First INT: 9/29/13 [vs. IND, Andrew Luck]... First FF: 9/21/08 [vs. DAL, Marion Barber]... First FR: 12/9/07 [vs. OAK, Tim Dwight]... First FR TD: 12/9/07 [vs. OAK, recovered Tim Dwight fumble in end zone]... First KR: 12/23/07 [at CHI, 3 yards]... First PR: 12/9/07 [vs. OAK, 7 yards]... First PR TD: 12/9/07 [vs. OAK, 57 yards]

## TRANSACTIONS

Originally selected by the Green Bay Packers in the fourth round (115th overall) of the 2006 NFL Draft... Re-signed with the Packers on March 17, 2010... Released by the Packers on September 5, 2010... Signed with the New York Giants on October 28, 2010... Released by the Giants on January 1, 2011... Signed with the Giants on November 23, 2011... Signed with the Seattle Seahawks on February 13, 2013... Released by the Seahawks on August 27, 2013... Signed with the Jacksonville Jaguars on August 28, 2013... Re-signed with the Jaguars on March 11, 2014... Released by the Jaguars on February 26, 2015... Signed with the Seattle Seahawks on March 9, 2015... Released by the Seahawks on September 5, 2015... Signed with the Washington Redskins on September 15, 2015... Re-signed with the Redskins on March 15, 2016.

## PRO

Joined the Redskins in Week 2 of the 2015 season... Enters 2016 having previously appeared in 81 regular season games with 24 starts, compiling 139 career tackles (110 solo), 20 passes defended, eight fumble recoveries, eight forced fumbles, 3.0 sacks and three interceptions... Posted 72 punt returns for 636 yards (8.8 avg.) with three touchdowns and 81 kickoff returns for 1,674 yards (20.7 avg.) from 2006-14... Helped the Giants to a Super Bowl victory in Super Bowl XLVI in 2011... Two-time NFC Special Teams Player of the Week (Week 14 of 2007, Week 1 of 2008).

## YEAR-BY-YEAR

### 2016 (REDSKINS)

Transitioned from cornerback to safety during the offseason. Appeared in 15 games with six starts, compiling 39 tackles (23 solo) with three passes defended, one forced fumble, one interception and a half-sack... Recorded a 29-yard kickoff return vs. PIT (9/12), his first kickoff return since Dec. 11, 2011, with the Giants... Made an assisted tackle vs. DAL (9/18)... Recorded two tackles (one solo) and a forced fumble in a win at NYG (9/25)... Started in a win vs. CLE (10/2), making seven tackles (four solo)... Posted two solo tackles and tied a career long with a 45-yard kickoff return in a win at BAL (10/9)... Recorded a team-high-tying six tackles (one solo) including a half-sack in a win vs. PHI (10/16)... Talled four tackles (three solo) and two passes defended at DET (10/23)... Contributed on defense and special teams in a tie against CIN (10/30) in London... Recorded four tackles (three solo) in a win vs. MIN (11/13)... Made two solo tackles in a win vs. GB (11/20)... Played on defense at DAL (11/24)... Added four solo tackles at ARI (12/4)... Inactive with a concussion at PHI (12/11)... Returned a kickoff 17 yards vs. CAR (12/19)... Posted a solo tackle and an interception in a win at CHI (12/24). Returned the interception a career-long 79 yards, the Redskins' longest interception since a 92-yard

return by DeAngelo Hall at Chicago on Oct. 24, 2010... Contributed six tackles (two solo) vs. NYG (1/1).

### 2015 (SEAHAWKS/REDSKINS)

Signed with the Seahawks for his second tenure in Seattle on March 9, but was released during final cuts... Joined the Redskins in Week 2... Played in 15 regular season games with 10 starts for Washington and started one postseason contest. Posted career highs in tackles (46), solo tackles (37), forced fumbles (three) and interceptions (two) during the season... Made Redskins debut vs. STL (9/20)... Recorded three solo tackles at NYG (9/24)... Made a solo tackle vs. PHI (10/4)... Made his first start as a member of the Redskins at ATL (10/11), posting seven tackles (six solo), a pass defended and a forced fumble... Started at NYJ (10/18), adding a solo tackle... Started and contributed two solo tackles and a pass defended in a the largest comeback win (24 points) in team history vs. TB (10/25)... Recorded eight tackles (three solo), one forced fumble and one fumble recovery in a start at NE (11/8)... Contributed two tackles (one solo) in reserve in a win vs. NO (11/15)... Registered a solo tackle and a pass defended at CAR (11/22)... Recorded three tackles (one solo) and his first interception as a member of the Redskins in a win vs. NYG (11/29)... Posted two solo tackles and his second fumble recovery of the season vs. DAL (12/7)... Made two solo tackles in a win at CHI (12/13)... Recorded four solo tackles and a sack in a win vs. BUF (12/20)... Registered three solo tackles in a division-clinching win at PHI (12/26)... Led team with seven tackles (all solo) and posted his career-high second interception of the season and his career-high third forced fumble in regular season finale at DAL (1/3)... Made his first career postseason start and recorded career-high eight tackles (six solo) in NFC Wild Card Round vs. GB (1/10).

### 2014 (JAGUARS)

Appeared in eight games, making four starts. Accrued 28 tackles (21 solo) with one sack and one forced fumble... Saw extensive action at nickel and led secondary with four solo tackles at PHI (9/7)... Collected four tackles (two solo) at WAS (9/14)... Made three solo tackles vs. IND (9/21)... Started at SD (9/28) and posted season-high five tackles (one for loss)... Started vs. PIT (10/5) and produced five tackles (three solo)... Registered second career sack at TEN (10/12), forcing a Charlie Whitehurst fumble in the process... Finished with two solo tackles vs. CLE (10/19)... Started vs. MIA (10/26) and produced three tackles (two solo)... Inactive (finger) at CIN (11/2)... Placed on Reserve/Injured list on Nov. 4.

### 2013 (SEAHAWKS/JAGUARS)

Spent the offseason with the Seahawks... Signed with the Jaguars on Aug. 28, a day after being released by Seattle... Played in career-best 15 games for Jacksonville with eight starts, finishing with 41 tackles (31 solo), 10 passes defended, three tackles for loss, two forced fumbles, one fumble recovery and one interception... Produced three tackles (one solo stop) at OAK (9/15)... Registered a season-high seven tackles (four solo) along with one tackle for loss and one pass defended at SEA (9/22)... Posted three tackles, his first career INT and a career-high four passes defended vs. IND (9/29). Intercepted Andrew Luck on a tipped ball on the first drive of the game but an offsides penalty nullified the play. Intercepted Luck on the Colts' next series for his first career pick... Made six tackles (four solo) and forced a fumble at DEN (10/13)... Sealed a win vs. TEN (11/10) with a sack/forced fumble/fumble recovery of QB Ryan Fitzpatrick,

returning it 21 yards for a touchdown... Inactive [shoulder] at HOU (11/24)... Finished with five solo tackles including one stop for loss vs. TEN (12/22)... Totaled five tackles [four solo] and one pass defended at IND (12/29).

#### **2012 [GIANTS/AFL]**

Released by the Giants on March 13, 2012... Signed with the Arizona Rattlers of the Arena Football League but did not appear in game action for the team.

#### **2011 [GIANTS]**

Appeared in six games, recording two solo tackles... Registered two solo tackles vs. GB (12/4)... Made one special teams tackle at DAL (12/11) and at NYJ (12/24) and made two special teams tackles vs. DAL (1/1)... Played in all four postseason games, helping the Giants to a title in Super Bowl XLVI.

#### **2010 [PACKERS/GIANTS]**

Released by the Packers during final cuts... Signed with the Giants on Oct. 28... Contributed one solo tackle and one special teams tackle in five games for New York.

#### **2009 [PACKERS]**

Appeared in three games: vs. CIN (9/20), at STL (9/27) and at MIN (10/5).

#### **2008 [PACKERS]**

Played in all 16 games and made one start... Posted career highs in punt returns (36), punt return yards (398) and punt return touchdowns (two)... Became only the fourth player in Packers history to return multiple punts for TDs in the same season... Registered 19 tackles (16 solo) on the season and posted two forced fumbles and four fumbles recovered... Made four tackles (three solo) at DET (9/14)... Registered three special teams tackles vs. DAL (9/21)... Started and recorded four solo tackles vs. IND (10/19)... Recorded a season-high four special teams tackles at CHI (12/22).

#### **2007 [PACKERS]**

Appeared in nine games with one start... Scored his first two NFL touchdowns in the same game in 2007, returning a punt 57 yards and recovering a fumble on a punt return vs. OAK (12/9)... Recorded one pass defense at STL (12/16)... Started at cornerback and recorded one tackle and one special teams tackle vs. DET (12/30).

#### **2006 [PACKERS]**

Active for four games... Made NFL debut at MIA (10/22)... Also earned playing time vs. ARI (10/29), at BUF (11/5) and at MIN (11/12).

### COLLEGE

Played collegiately in 48 games, including 34 starts, at Boston College... Was a three-year starter from 2003-05, spending his first three years at cornerback (22 starts) before switching to wide receiver as a senior and leading team in catches and receiving yards... Earned all-conference distinction final three seasons... Finished career with 141 tackles, eight interceptions, 22 passes broken up, three forced fumbles, and two fumble recoveries... Recorded 3,995 all-purpose yards and six touchdowns as a WR and return specialist. Fell just 222 yards shy of the NCAA Division I-A kickoff return yardage record... Established school records in career kickoff-return yardage (2,700), career kickoff returns (110), single-season kickoff-return yardage (922) and single-season kickoff returns (36)... Started all 12 games at wide receiver as a senior but saw action on both sides of the ball. Earned All-ACC second-team honors at WR and led team in receptions (51) and receiving yards (763) with four touchdowns. Returned 22 kickoffs for 489 yards (22.2-yard average) and 15 punts for 132 yards (8.8-yard average)... Played in all 12 games as a junior, starting nine at cornerback, and becoming first player in school history to return both a punt and kickoff for a TD in the same season. Was a second-team All-Big East selection... Started all 13 games at cornerback as a sophomore and earned second-team All-Big East honors... Saw action in 11 games as a freshman, posting 29 tackles (22 solo), one interception among two passes broken up, one forced fumble and a fumble recovery.

### PERSONAL

Attended Bishop Hendricken H.S. in Warwick, R.I., where his No. 27 jersey was retired in 2008... Earned 2001 All-America first-team honors from USA Today, ESPN.com, SuperPrep and PrepStar as a senior... Three-year letterman... Selected to participate in the 2002 U.S. Army All-American Game... Named Gatorade Rhode Island Player of the Year after his senior season, in which he rushed for 1,618 yards and 24 TDs. Also had 100 tackles and three INTs... Chosen as the top player in New England by SuperPrep and PrepStar... Two-time all-state and three-time all-city honoree... Lettered in track three years, winning the 100-meter dash in the Rhode Island state meet (10.87)... Majored in English... Son of Wayne Blackmon... Married to his wife, Shauna, and has two children, a son, Ryder, and a daughter, Jade... Born Oct. 27, 1984.

## YEAR-BY-YEAR STATS

## DEFENSE

| Year          | Team | G         | GS        | Tack       | Solo       | Sack       | INT      | PD        |
|---------------|------|-----------|-----------|------------|------------|------------|----------|-----------|
| 2006          | GB   | 4         | 0         | 0          | 0          | 0          | 0        | 0         |
| 2007          | GB   | 9         | 1         | 2          | 2          | 0          | 0        | 1         |
| 2008          | GB   | 16        | 1         | 19         | 16         | 0          | 0        | 0         |
| 2009          | GB   | 3         | 0         | 0          | 0          | 0          | 0        | 0         |
| 2010          | NYG  | 5         | 0         | 1          | 1          | 0          | 0        | 0         |
| 2011          | NYG  | 6         | 0         | 2          | 2          | 0          | 0        | 0         |
| 2013          | Jax  | 15        | 8         | 41         | 31         | 1          | 1        | 11        |
| 2014          | Jax  | 8         | 4         | 28         | 21         | 1          | 0        | 0         |
| 2015          | Was  | 15        | 10        | 46         | 37         | 1          | 2        | 8         |
| 2016          | Was  | 15        | 6         | 39         | 23         | 0.5        | 1        | 3         |
| <b>Career</b> |      | <b>96</b> | <b>30</b> | <b>178</b> | <b>133</b> | <b>3.5</b> | <b>4</b> | <b>23</b> |

\*Tackle stats according to STATS, LLC

## KICK RETURN

| Year          | Team | KR        | Yds         | Avg       | Lg        | TD       |
|---------------|------|-----------|-------------|-----------|-----------|----------|
| 2007          | GB   | 1         | 3           | 3         | 3         | 0        |
| 2008          | GB   | 55        | 1157        | 21        | 45        | 0        |
| 2009          | GB   | 10        | 233         | 23.3      | 28        | 0        |
| 2010          | NYG  | 13        | 238         | 18.3      | 42        | 0        |
| 2011          | NYG  | 2         | 43          | 21.5      | 32        | 0        |
| 2013          | Jax  | 0         | 0           | -         | -         | 0        |
| 2016          | Was  | 4         | 109         | 27.3      | 45        | 0        |
| <b>Career</b> |      | <b>85</b> | <b>1783</b> | <b>21</b> | <b>45</b> | <b>0</b> |

## PUNT RETURN

| Year          | Team | PR        | Yds        | Avg        | Lg         | TD       |
|---------------|------|-----------|------------|------------|------------|----------|
| 2007          | GB   | 8         | 106        | 13.3       | 57t        | 1        |
| 2008          | GB   | 36        | 398        | 11.1       | 76t        | 2        |
| 2009          | GB   | 3         | 11         | 3.7        | 6          | 0        |
| 2010          | NYG  | 14        | 94         | 6.7        | 22         | 0        |
| 2011          | NYG  | 6         | 25         | 4.2        | 16         | 0        |
| 2013          | Jax  | 5         | 2          | 0.4        | 5          | 0        |
| 2016          | Was  | 1         | 16         | 16         | 16         | 0        |
| <b>Career</b> |      | <b>73</b> | <b>652</b> | <b>8.9</b> | <b>76t</b> | <b>3</b> |

## ADDITIONAL

FF-FR: 0-1 in 2007, 2-4 in 2008, 2-1 in 2013, 1-0 in 2014, 3-2 in 2015, 1-0 in 2016

FR TD: 1 in 2007, 1 in 2013

## POSTSEASON

| Year          | Team | G        | GS       | Tack     | Solo     | Sack     | INT      | PD       |
|---------------|------|----------|----------|----------|----------|----------|----------|----------|
| 2011          | NYG  | 4        | 0        | 0        | 0        | 0        | 0        | 0        |
| 2015          | Was  | 1        | 1        | 8        | 6        | 0        | 0        | 0        |
| <b>Career</b> |      | <b>5</b> | <b>1</b> | <b>8</b> | <b>6</b> | <b>0</b> | <b>0</b> | <b>0</b> |

## CAREER HIGHS

## SINGLE-GAME

|                             |   |
|-----------------------------|---|
| <b>Total Tackles:</b>       | 8, vs. Green Bay (1/10/16)                  |
| <b>Solo Tackles:</b>        | 7, at Dallas (1/3/16)                       |
| <b>Interceptions:</b>       | 1, four times, last at Chicago (12/24/16)   |
| <b>Passes Defensed:</b>     | 4, vs. Indianapolis (9/29/13)               |
| <b>Sacks:</b>               | 1, three times, last vs. Buffalo (12/20/16) |
| <b>Forced Fumbles:</b>      | 1, nine times, last at NY Giants (9/25/16)  |
| <b>Fumble Recoveries:</b>   | 1, eight times, last vs. Dallas (12/7/15)   |
| <b>Punt Return Yards:</b>   | 78, vs. Minnesota (9/8/08)                  |
| <b>Punt Return Average:</b> | 37.5, at Minnesota (11/9/08)                |
| <b>Punt Return TD:</b>      | 1, three times, last at MIN (11/9/08)       |
| <b>Kick Return Yards:</b>   | 159, at New Orleans (11/24/08)              |
| <b>Kick Return Average:</b> | 32.0, twice, last vs. GB (12/4/11)          |

**26**

# BASHAUD BREELAND

**CB****5-11 // 200****3rd NFL Season // Clemson****DOB: Jan. 30, 1992 // Allendale-Fairfax H.S. (Allendale, S.C)**

## HONOR ROLL

NFL.com All-Rookie Team (2014)

## MILESTONES

NFL debut: 9/7/14 (at HOU)... First NFL start: 9/7/14 (at HOU)... First INT: 10/19/14 (vs. TEN, Charlie Whitehurst)... First FF: 9/21/14 (at PHI, Darren Sproles)... First FR: 10/18/15 (at NYJ, Brandon Marshall)

## TRANSACTIONS

Originally selected by the Washington Redskins in the fourth round (102nd overall) of the 2014 NFL Draft.

## PRO

Enters 2016 credited by STATS, LLC with 143 career tackles (112 solo), 30 passes defended, five forced fumbles, two fumble recoveries and four interceptions in 31 games with 29 starts... Played in all 16 games as a rookie in 2014, making 15 starts. His 15 starts were the third-most by a rookie cornerback in Redskins history, trailing only Champ Bailey (16 in 1999) and Pro Football Hall of Famer Darrell Green (16 in 1983)... Named to Gil Brandt's 2014 All-Rookie Team.

## YEAR-BY-YEAR

### 2016 (REDSKINS)

Started all 14 games in which he appeared, compiling 71 tackles (60 solo), 11 passes defended, two forced fumbles and setting career highs with three interceptions and one sack... Became the first member of the Redskins since Fred Smoot (2001-03) to open a career with multiple interceptions in three straight seasons... Made nine tackles (six solo) and recorded the fifth interception of his career vs. PIT (9/12)... Tied for a team-high with 10 tackles (nine solo) and added two passes defended vs. DAL (9/18)... Exited at NYG (9/25) with an ankle injury... Inactive vs. CLE (10/2) and at BAL (10/9)... Returned to action in a win vs. PHI (10/16), recording four tackles (two solo)... Tallied three solo tackles and a pass defended at DET (10/23)... Recorded three solo tackles in a tie against CIN (10/30) in London... Posted six tackles (five solo) in a win vs. MIN (11/13)... Notched eight tackles (seven solo) and a pass defended in a win vs. GB (11/20)... Tallied four tackles (three solo) at DAL (11/24)... Recorded six tackles (five solo), a forced fumble and a pass defended at ARI (12/4)... Recorded seven solo tackles, his first career sack and a forced fumble in a win at PHI (12/11)... Recorded four tackles (three solo) and a season-high three passes defended vs. CAR (12/19)... Posted two solo tackles and a career-high two interceptions in a win at CHI (12/24). He and Josh Norman combined to give the Redskins multiple players with multiple interceptions in a single game for the first time in records available dating back to 1960... Contributed five solo tackles vs. NYG (1/1).

### 2015 (REDSKINS)

Appeared in 15 games with 14 starts, compiling career highs in tackles (81), solo tackles (59), passes defended (16), forced fumbles (three) and fumble recoveries (two). Matched his then-career high with two interceptions... Also started his first career postseason contest... Missed Week 1 vs. MIA (9/13) while serving a suspension... Started and

contributed a solo tackle in win vs. STL (9/20)... Added three tackles (two solo) and a pass defended in a start at NYG (9/24)... Recorded five tackles (four solo) and a pass defended vs. PHI (10/4)... Tied career high with four passes defended at ATL (10/11), adding eight tackles (six solo) and the third interception of his career... Had a career day in a start at NYJ (10/18), recording two fumble recoveries, a forced fumble and an interception in addition to four tackles (three solo). Became the second NFL player this season to record two fumble recoveries and an interception in a single game (Darrelle Revis). Became the first member of the Redskins to recover two opponent fumbles in a single game since LaVar Arrington on Dec. 29, 2002 vs. Dallas. Was also the first member of the Redskins to record interceptions in consecutive games since London Fletcher in three straight games across Weeks 14-16 of the 2012 season... Posted a career-high 13 tackles (eight solo) in a start vs. TB (10/25). His touchdown-saving tackle of Doug Martin helped force a field goal that allowed Washington to complete the largest comeback win (24 points) in team history vs. TB... Made one tackle at NE (11/8)... Started and recorded a team-high nine tackles (six solo) and a forced fumble in a win vs. NO (11/15)... Registered 11 tackles (eight solo) at CAR (11/22)... Notched five tackles (four solo) and tied his career high with four passes defended in a win vs. NYG (11/29)... Posted five tackles (four solo) and a pass defended vs. DAL (12/7)... Made five tackles (four solo) and recorded a crucial pass defended late in a win at CHI (12/13)... Recorded five tackles (four solo) in a win vs. BUF (12/20)... Notched three solo tackles, his career-high 15th pass defended of the season and his career-high third forced fumble of the season in a division-clinching win at PHI (12/26)... Posted four tackles (three solo) and a pass defended in regular season finale at DAL (1/3)... Compiled seven tackles (five solo), a forced fumble and a fumble recovery in first career postseason game in NFC Wild Card Round vs. GB (1/10).

### 2014 (REDSKINS)

Started 15 of the 16 games in which he appeared as a rookie, posting 62 total tackles (53 solo), 14 passes defended, two forced fumbles and two interceptions. Became the first Redskins rookie to finish a season with sole possession for the team lead in interceptions since Fred Smoot in 2001... Made his NFL debut at HOU (9/7), starting as a third cornerback and registering a solo tackle... Started as a third cornerback vs. JAX (9/14)... Recorded three solo tackles and the first forced fumble of his career at PHI (9/21)... Started and made three solo tackles vs. NYG (9/25)... Registered three tackles (one solo) in a start vs. SEA (10/6)... Started and made five solo tackles at ARI (10/12)... Started and recorded his first career interception and a then-career-high five solo tackles vs. TEN (10/19)... Started and had a career day in an overtime win at DAL (10/27), recording career highs in tackles (six, all solo), passes defended (four) and matching a career high in forced fumbles (one). Had two red zone passes defended against Dez Bryant and secured the win by knocking down a Tony Romo pass on the final play of overtime... Started and notched five tackles (four solo) and two passes defended at MIN (11/2)... Started and made three tackles (two solo) vs. TB (11/16)... Started and contributed five tackles (four solo) and a pass defended at SF (11/23)... Started at IND (11/30) and notched four tackles (three solo)... Started and recorded two solo tackles and a pass defended vs. STL (12/7)... Started and notched five solo tackles and a team-high three passes defended at NYG (12/14)... Started and recorded four tackles (two solo) and a crucial late-game

interception to set up the team's game-winning field goal drive vs. PHI (12/20)... Started and tied for the team lead with 10 tackles (eight solo) vs. DAL (12/28).

### COLLEGE

Played at Clemson from 2010-13, compiling 159 tackles (8.5 for loss), three sacks, six interceptions, 20 pass breakups and two forced fumbles across in 37 career games with 24 starts... Earned second-team All-ACC honors from the media as a junior in 2013, playing 13 games (with 12 starts) and adding 74 tackles, four picks, two sacks, a team-high 13 pass breakups 13 games (12 starts). Tied for fifth in the ACC in interceptions... Appeared in 10 games with five starts as a sophomore in 2012, finishing the year with 32 tackles, a sack and three pass breakups... Had 53 tackles, two interceptions (returned for 93 yards) and four pass breakups during a red-shirt freshman campaign that saw him start seven of the 14 games in which he appeared in 2011. Recorded first career interception at Maryland, a one-handed pick with Clemson down 35-17 that sparked the Tigers' rally to a 56-45 victory... Redshirted in 2009.

### PERSONAL

Attended Allendale-Fairfax H.S. in Allendale, S.C., where he led his team to a 10-2 record as a senior. Rushed for 1,270 yards and 15 touchdowns that season and was an all-state selection by The State... Ranked as the No. 55 athlete in the nation and the No. 15 player in South Carolina by Rivals.com... Was also a starter on the basketball team and was one of the top track performers in South Carolina. Won a state title in the 400m hurdles as a sophomore and junior and helped his team to the state title in track as a junior... Majored in community recreation, sport, & camp management... Contributed to the Washington Redskins Charitable Foundation in 2014, stressing the importance of staying on the right path on a panel at the Fairfax Juvenile Detention Center, raising money for Redskins Read book drive and visiting hematology patients at a Washington, D.C. Ronald McDonald House... Participated in the inaugural Redskins Golf Classic in 2015... Has a daughter, Jaelle Nicole Breeland... Born Jan. 30, 1992.

### YEAR-BY-YEAR STATS

#### DEFENSE

| Year          | Team | G         | GS        | Tack       | Solo       | Sack     | INT      | PD        |
|---------------|------|-----------|-----------|------------|------------|----------|----------|-----------|
| 2014          | Was  | 16        | 15        | 62         | 53         | 0        | 2        | 14        |
| 2015          | Was  | 15        | 14        | 81         | 59         | 0        | 2        | 16        |
| 2016          | Was  | 14        | 14        | 71         | 60         | 1        | 3        | 11        |
| <b>Career</b> |      | <b>45</b> | <b>43</b> | <b>214</b> | <b>172</b> | <b>1</b> | <b>7</b> | <b>41</b> |

\*Tackle stats according to STATS, LLC

#### ADDITIONAL

FF-FR: 2-0 in 2014, 3-2 in 2015, 2-0 in 2016

#### KICK RETURN

| Year          | Team | KR       | Yds       | Avg         | Lg        | TD       |
|---------------|------|----------|-----------|-------------|-----------|----------|
| 2016          | Was  | 1        | 18        | 18.0        | 18        | 0        |
| <b>Career</b> |      | <b>1</b> | <b>18</b> | <b>18.0</b> | <b>18</b> | <b>0</b> |

#### POSTSEASON

| Year          | Team | G        | GS       | Tack     | Solo     | Sack     | INT      | PD       |
|---------------|------|----------|----------|----------|----------|----------|----------|----------|
| 2015          | Was  | 1        | 1        | 7        | 5        | 0        | 0        | 0        |
| <b>Career</b> |      | <b>1</b> | <b>1</b> | <b>7</b> | <b>5</b> | <b>0</b> | <b>0</b> | <b>0</b> |

#### ADDITIONAL POSTSEASON

FF-FR: 1-1 in 2015

### CAREER HIGHS

#### SINGLE-GAME

|                           |  |
|---------------------------|--|
| <b>Total Tackles:</b>     | 13, vs. Tampa Bay (10/25/15)             |
| <b>Solo Tackles:</b>      | 9, vs. Dallas (9/18/16)                  |
| <b>Interceptions:</b>     | 2, at Chicago (12/24/16)                 |
| <b>Sacks:</b>             | 1, at Philadelphia (12/11/16)            |
| <b>Passes Defensed:</b>   | 4, three times, last vs. NYG (11/29/15)  |
| <b>Forced Fumbles:</b>    | 1, six times*, last at Arizona (12/4/16) |
|                           | * Regular season                         |
| <b>Fumble Recoveries:</b> | 2, at NY Jets (10/18/15)                 |

**34**

# MACK BROWN

**RB**

5-11 // 215

1st NFL Season // Florida

DOB: Sept. 24, 1991 // Martin Luther King, Jr. H.S. (Lithonia, Ga.)

## MILESTONES

NFL debut: 10/30/16 (at CIN in London)

## TRANSACTIONS

Originally entered the NFL with the Houston Texans as a college free agent on May 11, 2015... Waived by the Texans on June 2, 2015... Signed with the Washington Redskins on July 27, 2015... Waived by the Redskins on September 5, 2015... Signed to the Redskins' practice squad on October 20, 2015... Released from the Redskins' practice squad on November 19, 2015... Signed to the Redskins' practice squad on December 10, 2015... Waived on September 3, 2016... Signed to the Redskins' practice squad on September 4, 2016... Signed to the Redskins' active roster on October 28, 2016.

## YEAR-BY-YEAR

### 2016 (REDSKINS)

Appeared in nine games, contributing primarily on special teams. Rushed eight times for 82 yards and caught one pass for a two-yard loss on the year... Waived during final cuts but signed to the team's practice squad a day later... Promoted to the team's active roster in Week 8... Made NFL debut on special teams in a tie against CIN (10/30) in London... Contributed on special teams in a win vs. MIN (11/13)... Played on offense and special teams in a win vs. GB (11/20)... Appeared on special teams at DAL (11/24) and at ARI (12/4)... Played on special teams in a win at PHI (12/11)... Appeared on special teams vs. CAR (12/19)... Gained a team-high 82 yards on eight carries including a 61-yard touchdown run in a win at CHI (12/24)... Played on special teams vs. NYG (1/1).

### 2015 (TEXANS/REDSKINS)

Joined the Redskins in training camp after entering the league as a college free agent with the Texans... Recorded two different stints on the Redskins' practice squad during the year.

## COLLEGE

Played collegiately at Florida from 2010-14, where he appeared in 49 games with two starts... Gained 805 career yards on 210 rushing attempts with four rushing touchdowns and served as a key member of the Gators' special teams unit... Played in all 12 games as a senior in 2014, gaining 95 yards on 22 carries including a career-long 47-yarder against Eastern Michigan. Earned the Rex Farris Most Team Spirited Award... Led the Gators with 543 rushing yards in 2013, posting team highs in rushing yards in three games (Toledo, Tennessee, LSU)... In 2012, redshirt sophomore season was highlighted by critical carries late against Texas A&M to help run out the clock and preserve a win... Saw action on special teams as well, recording two tackles... Contributed at running back and on special teams in 2011... Earned a redshirt after appearing in two games in 2010.

## PERSONAL

Attended Martin Luther King, Jr. H.S. in Lithonia, Ga., where he rushed for more than 1,700 combined yards and 20 touchdowns across his junior and senior seasons... Named a four-star prospect by both Scout.com and Rivals.com... Ranked as the No. 12 running back in the country by Scout.com... Named to the Top 150 Dream Team by PrepStar Magazine... Participated in the 2010 Under Armour All-American Game... Born Sept. 24, 1991.

## YEAR-BY-YEAR STATS

### RUSHING

| Year          | Team | GP       | GS       | Att      | Yds       | Avg         | Lg         | TD       |
|---------------|------|----------|----------|----------|-----------|-------------|------------|----------|
| 2016          | Was  | 9        | 0        | 8        | 82        | 10.3        | 61t        | 1        |
| <b>Career</b> |      | <b>9</b> | <b>0</b> | <b>8</b> | <b>82</b> | <b>10.3</b> | <b>61t</b> | <b>1</b> |

### RECEIVING

| Year          | Team | GP       | GS       | Rec      | Yds       | Avg       | Lg        | TD       |
|---------------|------|----------|----------|----------|-----------|-----------|-----------|----------|
| 2016          | Was  | 9        | 0        | 1        | -2        | -2        | -2        | 0        |
| <b>Career</b> |      | <b>9</b> | <b>0</b> | <b>1</b> | <b>-2</b> | <b>-2</b> | <b>-2</b> | <b>0</b> |



**89**

# DEREK CARRIER

**TE****6-4 // 248****4th NFL Season // Beloit****DOB: July 25, 1990 // Edgerton (Wisc.) H.S.**

## MILESTONES

NFL debut: 11/17/13 (at NO)... Redskins debut: 9/13/15 (vs. MIA)... First NFL start: 9/21/14 (at ARI)... First reception: 9/14/14 (vs. CHI, 22 yards from Colin Kaepernick)... First receiving TD: 10/11/15 (at ATL, 7 yards from Kirk Cousins)

## TRANSACTIONS

Originally entered the NFL with the Oakland Raiders as a college free agent on May 11, 2012... Waived by the Raiders on August 31, 2012... Signed to the Philadelphia Eagles' practice squad on September 11, 2012... Re-signed with the Eagles on December 31, 2012... Waived by the Eagles on August 25, 2013... Signed to the San Francisco 49ers' practice squad on September 3, 2013... Signed to the 49ers' active roster on November 16, 2013... Traded to the Washington Redskins on August 21, 2015.

## PRO

Joined the Redskins via trade during the 2015 preseason... Enters 2016 having previously caught 26 passes for 246 yards with one touchdown in 28 career games with 13 starts.

## YEAR-BY-YEAR

### 2016 (REDSKINS)

Appeared in eight games, catching two passes for 10 yards on the year... Spent the first nine weeks of the season on Reserve/PUP... Activated in Week 10... Made season debut in a win vs. MIN (11/13)... Played on offense and special teams in a win vs. GB (11/20)... Caught a four-yard pass at DAL (11/24)... Made a six-yard catch at ARI (12/4)... Contributed on offense and special teams in a win at PHI (12/11)... Contributed on offense and special teams vs. CAR (12/19)... Played on offense and special teams in a win at CHI (12/24) and vs. NYG (1/1).

### 2015 (49ERS/REDSKINS)

Joined the Redskins via trade during the preseason and started all 12 games in which he appeared. Finished the season with 17 receptions for 141 yards with one receiving touchdown... Made Redskins debut in Week 1 vs. MIA (9/13), catching two passes for eight yards... Earned second straight start in a two-tight-end set vs. STL (9/20), contributing to the team's 182 rushing yards... Started in a three-tight-end set and contributed on offense and special teams at NYG (9/24)... Caught two passes for 18 yards vs. PHI (10/4)... Started in place of an injured Jordan Reed at ATL (10/11), catching two passes for 27 yards including a seven-yard touchdown in the second quarter and a 20-yard gain on the game-tying drive at the end of regulation... Started in place of Reed at NYJ (10/18) and posted career highs in receptions (four) and receiving yards (39)... Caught two passes for 15 yards in the largest comeback win (24 points) in team history vs. TB (10/25)... Played on offense and special teams at NE (11/8)... Started and caught a 14-yard pass in a win vs. NO (11/15)... Recorded two receptions for seven yards at CAR (11/22)... Caught one pass for six yards in a win vs. NYG (11/29) prior to exiting the game with an Achilles injury... Inactive vs. DAL (12/7)... Caught one pass for seven yards in a win at CHI (12/13) before leaving the game with a knee injury... Placed on Reserve/Injured list on Dec. 15.

### 2014 (49ERS)

Played in 11 games with one start, recording nine receptions for 105 yards and adding a two-yard rushing attempt... Notched his first career reception on a 22-yard pass from Colin Kaepernick vs. CHI (9/14). Finished the game with three receptions for 41 yards... Made first career start at ARI (9/21)... Placed on Reserve/Injured list on Nov. 27.

### 2013 (49ERS)

Played in five games, making his NFL debut at NO (11/17).

### 2012 (RAIDERS/EAGLES)

Spent the offseason with the Raiders as a college free agent before being waived prior to the season... Spent the entire season on the Eagles' practice squad after signing with the team on Sept. 11.

## COLLEGE

Attended Beloit College in Wisconsin, where he played in 39 games for the Buccaneers, earning All-Midwest Conference honors twice... Named Wisconsin Football Coaches Association Private College Player as a senior... Set school records in receptions (189), receiving yards (3,111) and receiving touchdowns (29). Also added seven carries for 42 yards and two rushing touchdowns... As a senior, played in 10 games and notched 75 receptions for 1,250 yards and 12 touchdowns in addition to six carries for 39 yards and two rushing touchdowns... As a junior, appeared in 10 games and tallied 64 receptions for 1,044 yards and 12 touchdowns, breaking the school record for receiving touchdowns in a single season... In 2009, played in 10 games and registered 34 receptions for 600 yards and four touchdowns... Played in nine games and recorded 16 receptions for 217 yards and one touchdown as a freshman... Played two years of basketball, starting in 21 games and averaging 8.3 points per game.

## PERSONAL

Attended Edgerton (Wisc.) H.S... Spent a summer in college interning with the Chicago Bulls' strength and conditioning department, with aspirations of one day working in physical therapy... Named to the Beloit College dean's list six straight semesters... Majored in health and society... Visited Haiti in conjunction with Convoy of Hope, working together to teach healthy eating habits and sustainable agriculture techniques to local families... Born July 25, 1990.

## YEAR-BY-YEAR STATS

### RECEIVING

| Year          | Team | GP        | GS        | Rec       | Yds        | Avg        | Lg        | TD       |
|---------------|------|-----------|-----------|-----------|------------|------------|-----------|----------|
| 2013          | SF   | 5         | 0         | 0         | 0          | 0          | 0         | 0        |
| 2014          | SF   | 11        | 1         | 9         | 105        | 11.7       | 23        | 0        |
| 2015          | Was  | 12        | 12        | 17        | 141        | 8.3        | 20        | 1        |
| 2016          | Was  | 8         | 0         | 2         | 10         | 5.0        | 6         | 0        |
| <b>Career</b> |      | <b>36</b> | <b>13</b> | <b>28</b> | <b>256</b> | <b>9.1</b> | <b>23</b> | <b>1</b> |

### ADDITIONAL

**Rushing:** 1 att. for 2 yds. in 2014  
**Fumbles-Lost:** 1-0 in 2014

**51**

# WILL COMPTON

**LB****6-1 // 238****3rd NFL Season // Nebraska****DOB: Sept. 19, 1989 // North County H.S. (Bonne Terre, Mo.)**

## MILESTONES

2016 Defensive Captain

## MILESTONES

NFL debut: 12/29/13 (at NYG)... First NFL start: 10/12/14 (at ARI)... First FF: 10/2/16 (vs. CLE, Malcolm Johnson)... First FR: 10/11/15 (at ATL, Matt Ryan)... First sack: 12/26/15 (at PHI, Sam Bradford)... First INT: 1/3/16 (at DAL, Kellen Moore)

## TRANSACTIONS

Originally entered the NFL with the Washington Redskins as a college free agent on May 2, 2013... Waived on August 31, 2013... Signed to the Redskins' practice squad on September 1, 2013... Signed to the Redskins' active roster on December 24, 2013... Re-signed with the Redskins on April 18, 2016.

## PRO

Former college free agent who made his NFL debut in Week 17 of the 2013 season, provided valuable depth in all 16 games in 2014 and blossomed into a productive starter in 2015... Enters 2016 credited by STATS, LLC with 145 tackles (86 solo), one sack, one interception and a fumble recovery in 33 career regular season games with 15 starts.

## YEAR-BY-YEAR

### 2016 (REDSKINS)

Voted as a defensive captain prior to the season... Started all 15 games in which he appeared, compiling a career-high 104 tackles (60 solo) and adding five passes defended, two fumble recoveries, one forced fumble and an interception... Recorded 13 tackles (five solo) in a start vs. PIT (9/12)... Tied for team lead with 10 tackles (four solo) in addition to registering a pass defended vs. DAL (9/18)... Made two tackles (one solo) and added a pass defended in a win at NYG (9/25)... Led team with 11 tackles (five solo), a forced fumble and a fumble recovery in a win vs. CLE (10/2)... Tied for team lead with nine tackles (eight solo) and made the hit on the game-clinching fourth down incompleteness in a win at BAL (10/9)... Tallied six tackles (three solo) and a pass defended in a win vs. PHI (10/16)... Made seven tackles (five solo) and a pass defended at DET (10/23)... Led Redskins with 10 tackles (eight solo) and recorded his second career interception in a tie against CIN (10/30) in London... Tied for team lead with nine tackles (one solo) in a win vs. MIN (11/13)... Notched nine tackles (six solo) and a fumble recovery in a win vs. GB (11/20)... Added four tackles (two solo) at DAL (11/24)... Posted six solo tackles at ARI (12/4)... Recorded four tackles (three solo) prior to exiting with a knee injury in a win at PHI (12/11)... Inactive with a knee injury vs. CAR (12/19)... Posted two solo tackles in a win at CHI (12/24)... Tallied three tackles (one solo) vs. NYG (1/1).

### 2015 (REDSKINS)

Played in all 16 regular season games, making 10 starts, and also started one postseason contest. Compiled 93 tackles (51 solo), one sack, one interception and a fumble recovery during the regular season... Made season debut vs. MIA (9/13)... Posted two tackles (one solo) in relief duty vs. STL (9/20)... Started in place of Perry Riley, Jr. at NYG (9/24), recording 11 tackles (eight solo)... Posted a team-high seven

tackles (five solo) in a start vs. PHI (10/4)... Made two solo tackles and recorded his first career fumble recovery at ATL (10/11)... Registered an assisted tackle at NYJ (10/18)... Posted four tackles (two solo) in the largest comeback win (24 points) in team history vs. TB (10/25)... Led team with 10 tackles (four solo) at NE (11/8)... Started and contributed eight tackles (two solo) and a pass defended in a win vs. NO (11/15)... Started and recorded nine tackles (two solo) and a pass defended at CAR (11/22)... Led team with eight tackles (four solo) in a win vs. NYG (11/29)... Tied for team lead with seven tackles (four solo) vs. DAL (12/7)... Recorded four solo tackles in a win at CHI (12/13)... Posted five tackles (one solo) in a win vs. BUF (12/20)... Registered nine tackles (eight solo) and his first career sack in a division-clinching win at PHI (12/26)... Recorded five solo tackles and his first career interception in regular season finale at DAL (1/3)... Led Redskins with 12 tackles (five solo) in postseason debut in NFC Wild Card Round vs. GB (1/10).

### 2014 (REDSKINS)

Appeared in all 16 games, making five starts. Compiled 52 tackles (35 solo) on the year... Played on special teams at HOU (9/7)... Recorded a solo tackle vs. JAX (9/14)... Made a key special teams tackle at PHI (9/21)... Contributed two tackles (one solo) vs. NYG (9/25)... Made two solo tackles vs. SEA (10/6)... Made first career start at ARI (10/12), recording two tackles (both solo)... Started vs. TEN (10/19) and registered six tackles (four solo)... Contributed on defense and special teams in an overtime win at DAL (10/27), adding an assisted tackle... Played on defense and special teams at MIN (11/2)... Contributed an assisted tackle vs. TB (11/16)... Played on special teams at SF (11/23)... Contributed on defense and special teams at IND (11/30)... Earned third start of the season and posted a then-career-high 14 tackles (nine solo) vs. STL (12/7)... Started at NYG (12/14), finishing second on the team with nine tackles (five solo)... Recorded a career-high 15 tackles (11 solo) in a start vs. PHI (12/20)... Played on defense and special teams vs. DAL (12/28).

### 2013 (REDSKINS)

Spent the first 16 weeks of the season on the team's practice squad... Signed to the team's active roster in Week 17... Made NFL debut on special teams at NYG (12/29).

## COLLEGE

Appeared in 50 games with 37 starts as a linebacker at Nebraska... Finished career with 247 tackles, ranking 12th at Nebraska all-time in that category... Two-time All-Big Ten selection... Finished career with four fumble recoveries, one interception returned for a touchdown, 5.0 sacks and 14.5 tackles for a loss... In 2012, named to the All-Big Ten team after recording a team-high three fumble recoveries and 110 tackles as a senior... Returned an interception 24 yards for a touchdown and had 3.0 sacks... In 2011, recorded 82 tackles and seven tackles for a loss, earning an All-Big Ten selection... In 2010, had 15 tackles and one sack in nine games... As a redshirt freshman in 2009, won the starting linebacker job and earned freshman All-Big Ten honors... Helped Nebraska lead the nation in scoring defense with 40 tackles and half a sack... Redshirted in 2008.

## PERSONAL

Attended North County H.S. in Bonne Terre, Mo... Was a four-star recruit and ranked the No. 3 player in the state of Missouri by Rivals.com... Ranked the No. 13 middle linebacker in the nation by Scout.com... As a senior, registered 107 tackles, 4.0 sacks, two interceptions, one forced fumble and one recovered fumble... On offense, had 500 rushing yards, 1,000 all-purpose yard and 14 touchdowns... Received first-team all-state honors from Missouri Sportswriters and Broadcasters Association... As a junior, recorded 71 tackles and an interception, earning all-district and all-conference honors... Finishing with 455 rushing yards and 855 receiving yards, earning first-team all-state honors as a receiver... In 2015, participated in the Draft Day Party and the All-Star Survivors Celebration... In 2014, participated in the Get the Ball Rolling Flag Football Experience with 120 middle school students at Redskins Park and played video games with active military members stationed overseas during a Redskins Salute: Pros vs. GI Joes event... Was a business administration major... Born Sept. 19, 1989.

## YEAR-BY-YEAR STATS

## DEFENSE

| Year          | Team | G         | GS        | Tack       | Solo       | Sack     | INT      | PD       |
|---------------|------|-----------|-----------|------------|------------|----------|----------|----------|
| 2013          | Was  | 1         | 0         | 0          | 0          | 0        | 0        | 0        |
| 2014          | Was  | 16        | 5         | 52         | 35         | 0        | 0        | 0        |
| 2015          | Was  | 16        | 10        | 93         | 51         | 1        | 1        | 3        |
| 2016          | Was  | 15        | 15        | 104        | 60         | 0        | 1        | 5        |
| <b>Career</b> |      | <b>48</b> | <b>30</b> | <b>249</b> | <b>146</b> | <b>1</b> | <b>2</b> | <b>8</b> |

\*Tackle stats according to STATS, LLC

## ADDITIONAL

FF-FR: 0-1 in 2015, 1-2 in 2016

## POSTSEASON

| Year          | Team | G        | GS       | Tack      | Solo     | Sack     | INT      | PD       |
|---------------|------|----------|----------|-----------|----------|----------|----------|----------|
| 2015          | Was  | 1        | 1        | 12        | 5        | 0        | 0        | 0        |
| <b>Career</b> |      | <b>1</b> | <b>1</b> | <b>12</b> | <b>5</b> | <b>0</b> | <b>0</b> | <b>0</b> |

## CAREER HIGHS

## SINGLE-GAME

|                           |   |
|---------------------------|---|
| <b>Total Tackles:</b>     | 15, vs. Philadelphia (12/20/14)           |
| <b>Solo Tackles:</b>      | 11, vs. Philadelphia (12/20/14)           |
| <b>Sacks:</b>             | 1, at Philadelphia (12/26/15)             |
| <b>Interceptions:</b>     | 1, twice, last at Cincinnati (10/30/16)   |
| <b>Fumble Recoveries:</b> | 1, multiple times, last vs. GB (11/20/16) |

**8**

# KIRK COUSINS

**QB****6-3 // 210****5th NFL Season // Michigan State****DOB: Aug. 19, 1988 // Holland (Mich.) Christian H.S.**

## HONOR ROLL

2016 Offensive Captain  
 2015 PFWA Co-Most Improved Player  
 NFL Top 100 Players [No. 85 in 2015]

## MILESTONES

NFL debut: 10/7/12 [vs. ATL]... First start: 12/16/12 [at CLE]... First win as starter: 12/16/12: [at CLE, 38-21]... First fourth-quarter comeback win: 12/9/12 [vs. BAL, 31-28 in OT]... First completion: 10/7/12 [vs. ATL, 4 yards to Joshua Morgan]... First passing TD: 10/7/12 [vs. ATL, 77 yards to Santana Moss]... First multi-passing TD game: 12/16/12 [at CLE, 2]... First 300-yard passing game: 12/16/12 [at CLE, 329 yards]... First 400-yard passing game: 9/21/14 [at PHI, 427 yards].

## TRANSACTIONS

Originally selected by the Washington Redskins in the fourth round [102nd overall] of the 2012 NFL Draft... Signed franchise tender on March 3, 2016.

## PRO

Enters 2016 having appeared in 30 regular season games [25 starts] and two postseason games [one start]... Break-out star of 2015 NFC East title-winning season who earned 2015 PFWA Co-Most Improved Player honors after setting single-season team records for attempts [543], completions [379], passing yards [4,166] and 300-yard passing games [seven]... Was part of quarterback duo in 2012 that made the Redskins the first team since the 1970 AFL-NFL merger to have two different rookie quarterbacks [Cousins and Robert Griffin III] lead fourth-quarter comeback wins in the same season and the first team in history with two rookie quarterbacks with 300-yard passing games in a single season.

## YEAR-BY-YEAR

### 2016 (REDSKINS)

Voted as an offensive captain prior to the season... Finished the year with single-season team records in attempts [606], completions [406] and passing yards [4,917] and matched his team record for 300-yard passing games [seven]. His 4,917 passing yards ranked third in the NFL and were the 15th-most in a season in NFL history... At 307.3 yards per game, he became the first quarterback in team history to average 300 passing yards per game in a season... Started 16 regular season games for a second straight season to join Jason Campbell [2008-09], Mark Rypien [1991-92] and Joe Theismann [1983-84] as the only quarterbacks in team history to start 16 games in back-to-back seasons... Earned NFC Offensive Player of the Month honors for November, posting an NFL-high 362.0 yards per game with an 8:0 touchdown-to-interception ratio in three games. The honor was the second of his career, joining linebacker Wilber Marshall as the only players in team history to win multiple Player of the Month awards... Completed 30-of-43 passes for 329 yards with two interceptions vs. PIT [9/12]. With an interception on his 21st pass attempt of the game, snapped a streak of 252 consecutive regular season pass attempts at FedExField without an interception, dating back to Week

1 of the 2015 season. The streak – which extended to 298 consecutive attempts when including postseason play – was the longest streak of consecutive home pass attempts without an interception in team history. Ended streak of consecutive games with a touchdown pass at 17, including postseason play, the second-longest in team history [23, Sonny Jurgensen]... Completed 28-of-46 passes for 364 yards with one touchdown and one interception vs. DAL [9/18]. Snapped streak of nine consecutive regular season games with a completion percentage of 65.0 or better, dating back to 2015, tied for the second-longest in the NFL since 1960, trailing only Joe Montana [10 in 1989]... Completed 21-of-35 passes for 296 yards with two touchdowns and no interceptions in a win at NYG [9/25]. Was the fourth come-from-behind victory in the fourth quarter in his career. Became the eighth player in team history to record 50 career touchdown passes... Completed 21-of-27 passes for 183 yards with three touchdowns in a win vs. CLE [10/2]... Completed 29-of-41 passes for 260 yards with one touchdown in a win at BAL [10/9]... Completed 18-of-34 passes for 263 yards with two touchdowns and one interception in a win vs. PHI [10/16]. Passed Jason Campbell [55] for seventh-most career passing touchdowns in team history... Completed 30-of-39 passes for 301 yards with one passing touchdown at DET [10/23]. Also added a career-long 19-yard touchdown run in the fourth quarter... Completed 38-of-56 passes for 458 yards with two touchdowns and one interception in a tie against CIN [10/30] in London. His 38 completions temporarily set a team record, surpassing the previous mark of 33 set by Cousins [Oct. 25, 2015] and Jason Campbell [Nov. 18, 2007]. His career-high 458 passing yards were the second-most in a single game in team history, trailing only Brad Johnson's 471-yard performance on Dec. 26, 1999. The game was the second 400-yard passing game of his career, tying him with Mark Rypien and Sonny Jurgensen for the most 400-yard passing games in team history... Completed 22-of-33 passes for 262 yards with two touchdowns and no interceptions in a win vs. MIN [11/13]. Passed Gus Frerotte [9,769] for seventh-most passing yards in Redskins history during the game... Completed 21-of-30 passes for 375 yards and tied his season-high with three touchdown passes and no interceptions in a win vs. GB [11/20], earning NFC Offensive Player of the Week and FedEx Air Player of the Week honors. Set a team record with his 17th career 300-yard passing game, including postseason play. Marked his 16th career 300-yard regular season game, passing Sonny Jurgensen for the most in team history. Became the sixth quarterback in team history to record back-to-back 3,000-yard passing seasons and also became the seventh quarterback to record 10,000 career passing yards with the Redskins... Completed 41-of-53 passes for 449 yards with three touchdowns and no interceptions on Thanksgiving Day at DAL [11/24]. Broke his own single-game team record with the 41 completions and also tied Mark Brunell's team record for most pass attempts in a game without an interception. Claimed sole possession of the most career 400-yard passing games in team history with his third career 400-yard effort, passing Sonny Jurgensen and Mark Rypien [two each]. Became the first player in team history to record multiple 400-yard passing games in a single season. Pushed his passing touchdowns total this season to 20, as his 2015-16 seasons marked the fifth time in team history a quarterback has produced back-to-back 20-touchdown seasons [Joe Theismann in 1983-84, Sonny Jurgensen in 1966-67 and 1969-70, and Sammy Baugh in 1947-48]... Completed 21-of-37 passes for 271 yards with one touchdown and one interception at ARI [12/4]. Threw 36

consecutive pass attempts without an interception until his 37th and final attempt of the game, snapping a career-long streak of 187 consecutive pass attempts without an interception, dating back to Week 8 vs. Cincinnati in London, the second-longest streak in team history. Surpassed Jason Campbell (10,860) for sixth on the Redskins' career passing yardage list during the game... Completed 14-of-21 passes for 234 yards with two touchdowns and one interception for a passer rating of 116.0 in a win at PHI (12/11). Eclipsed 4,000 passing yards this season during the contest, becoming the first player in team history with multiple 4,000-yard passing seasons (2015 and 2016)... Completed 32-of-47 passes for 315 yards vs. CAR (12/19). Broke his own team record for passing yards in a single season (4,166, set in 2015) during the contest... Completed 18-of-29 passes for 270 yards with one touchdown and no interceptions for a passer rating of 104.1 in a win at CHI (12/24) while also setting career highs in rushing yards (30) and rushing touchdowns (two) on five rushing attempts. Threw a touchdown pass in his 18th consecutive road game, tying Joe Theismann for the longest streak of road games with a passing touchdown (18 from 1982-85). Tied Sammy Baugh (nine) for the third-most career rushing touchdowns by a Redskins quarterback. Became the second quarterback in NFL history to record 4,000 passing yards and four rushing touchdowns in consecutive seasons (Aaron Rodgers, 2008-09)... Completed 22-of-35 passes for 287 yards with one touchdown and two interceptions vs. NYG (1/1). On a one-yard touchdown pass in the fourth quarter, he registered the seventh 25-touchdown passing season in team history and joined Sonny Jurgensen as the only Redskins with multiple 25-touchdown seasons.

#### 2015 (REDSKINS)

Started all 16 games and one postseason game after being named the starter in late August. Completed 379-of-543 passes (69.8 percent) for 4,166 yards with 29 touchdowns and 11 interceptions for a passer rating of 101.6 in the 2015 regular season and set single-season team records for attempts (543), completions (379), passing yards (4,166) and 300-yard passing games (seven)... Shared PFWA Co-Most Improved Player honors with Panthers CB Josh Norman. Twice earned NFC Offensive Player of the Week honors (Weeks 7 and 10) and was named NFC Offensive Player of the Month in December... His 29 passing touchdowns tied Joe Theismann (29 in 1983) for the second-most in a season in team history. Became the first player in team history to throw a touchdown in all 16 games in a season since the adoption of the 16-game schedule in 1978 and was one of only two NFL quarterbacks to throw a touchdown pass in all 16 regular season games in 2015 (Russell Wilson)... Became the first Redskins quarterback to lead the NFL in completion percentage since Sonny Jurgensen in 1970. Also completed 74.7 percent of his pass attempts in home games, the highest home completion percentage in a season in NFL history, surpassing Jim Harbaugh's 74.3 percent with the Indianapolis Colts in 1997... 117.0 passer rating in home games was the best by a Redskins quarterback since at least 1950, surpassing the 111.8 mark set by Jurgensen in 1970... Became the 12th Redskins quarterback (and the first since 2009) to start all 16 games in a season since the NFL adopted the 16-game schedule in 1978... Started vs. MIA (9/13) and completed 21-of-31 passes for 196 yards with one touchdown... Started vs. STL (9/20), completing 23-of-27 passes for 203 yards and a touchdown in a Week 2 win... Started at NYG (9/24), completing 30-of-49 attempts for 316 yards with one touchdown... Recorded 31 completions on 46 attempts for 290 yards with one touchdown and no interceptions vs. PHI (10/4) in addition to scoring his first career rushing touchdown. Engineered a 15-play, 90-yard drive culminating with a four-yard touchdown pass to Pierre Garçon to complete his first fourth-quarter come-from-behind victory as

a starter... Completed 21-of-32 passes for 219 yards with a touchdown and two interceptions at ATL (10/11), forcing overtime with a four-play, 46-yard drive in 24 seconds to set up a Dustin Hopkins game-tying field goal... Completed 25-of-43 passes for 196 yards with one touchdown and two interceptions at NYJ (10/18)... Completed 33-of-40 passes for 317 yards with three touchdowns and no interceptions, and also rushed three times for 15 yards with a rushing touchdown in the largest comeback win (24 points) in team history vs. TB (10/25). Earned NFC Offensive Player of the Week honors for the performance, as his career-high 33 completions tied Jason Campbell's franchise record (Nov. 18, 2007 against Dallas). Became the first Redskins quarterback to record at least three passing touchdowns and at least one rushing touchdown in a single game since Trent Green on Nov. 22, 1998. Also became the first Redskins quarterback since 1960 to record three 30-completion games in a single season. According to the Elias Sports Bureau, became the first player to throw game-winning passes in the final 30 seconds of the fourth quarter twice in the same calendar month since Drew Bledsoe in December 2005... Completed 22-of-40 passes for 217 yards with one touchdown at NE (11/8)... Completed 20-of-25 passes for 324 yards with a career-high four touchdowns and no interceptions for a passer rating of 158.3 in a 47-14 rout vs. NO (11/15). Earned NFC Offensive Player of the Weeks honors, as his perfect passer rating was the Redskins' first among quarterbacks with at least 20 attempts in records available dating back to 1950. Became the first Redskins quarterback to pass for at least 300 yards and post a rating of at least 150.0 in a game since Pro Football Hall of Famer Sammy Baugh on Oct. 31, 1948... Completed 22-of-30 passes (73.3 percent) for 207 yards with one touchdown and one interception at CAR (11/22)... Completed 20-of-29 passes for 302 yards with one touchdown and no interceptions for a passer rating of 114.4 in a win vs. NYG (11/29). Also added a rushing touchdown... Completed 22-of-31 passes for 219 yards with one touchdown and no interceptions for a passer rating of 101.4 vs. DAL (12/7)... Completed 24-of-31 passes for 300 yards with one passing touchdown, one rushing touchdown and one interception with a passer rating of 104.2 in a win at CHI (12/13)... Completed 22-of-28 passes for 319 yards and tied his career high with four passing touchdowns and added a 13-yard rushing touchdown in a win vs. BUF (12/20). His sixth 300-yard passing game of the season broke team record (Sonny Jurgensen in 1967, Jay Schroeder in 1986 and Mark Rypien in 1989 all had five). With his 14th completion of the day broke the Redskins' franchise record for pass completions in a single season (327, Jason Campbell in 2009). Became only the fourth Redskins quarterback since 1950 to record at least four passing touchdowns and a rushing touchdown in a single game, joining Trent Green (Nov. 22, 1998 vs. Arizona), Rypien (Nov. 10, 1991 vs. Atlanta) and Norm Snead (Oct. 28, 1962 at the New York Giants). Finished regular season home slate having thrown 232 consecutive pass attempts at home without an interception dating back to Week 1, the longest such home streak in team history according to the Elias Sports Bureau... Completed 31-of-46 passes for 365 yards with four touchdowns and zero interceptions with a passer rating of 120.3 in a division-clinching win at PHI (12/26). Added to his single-season team records in 300-yard passing games (seven). Was his third four-touchdown game of the season, tying Jurgensen (three in 1964 and 1967) for the most in a single season by a Redskins quarterback since 1960. Tied Robert Griffin III for the longest streak of 100.0-plus passer rating games (five in 2012) by a Redskins quarterback since 1960... Completed 12-of-15 passes for 176 yards with three touchdowns and no interceptions for a passer rating of 155.1 in regular season finale at DAL (1/3) before exiting in the second quarter. Became the first player in team history to throw three touchdowns in the first

quarter of a game. Broke Jay Schroeder's team record for passing yards in a single season (4,109 in 1986) on a 28-yard pass to wide receiver Jamison Crowder. Extended his streak of games with a touchdown pass to 16, passing Joe Theismann (15 in 1982-83) for sole possession of the second-longest streak in team history and becoming the first player in team history to throw a touchdown in all 16 games in a season since the adoption of the 16-game schedule in 1978. Was his sixth consecutive game with a passer rating of 100.0 or better, the longest streak by a Redskins quarterback in records available back to 1960. Earned NFC Offensive Player of the Month for December... Completed 29-of-46 passes for 329 yards with one passing touchdown and one rushing touchdown in his first postseason start in NFC Wild Card Round vs. GB (1/10). Became the first Redskins quarterback to throw for a touchdown and run for a touchdown in a single postseason game. Also tied Todd Collins' franchise record for completions in a postseason game (29, NFC Wild Card Round at Seattle on Jan. 5, 2008).

#### 2014 (REDSKINS)

Set career highs in games played (six), games started (five), pass attempts (204), completions (126), passing yards (1,710), passing touchdowns (10) and rushing attempts (seven) in 2014... Active but did not play at HOU (9/7)... Entered in relief vs. JAX (9/14) and completed 22-of-33 passes for 250 yards with two touchdowns and a 109.4 passer rating en route to a 41-10 win. Completed his first 12 passes, the longest consecutive completion streak of his career, exceeding his 10 consecutive completions vs. DAL in 2013... Started at PHI (9/21) and completed 30-of-48 passes for 427 yards with three touchdowns and a passer rating of 103.4. Recorded career highs in completions (30), passing yards (427) and passing touchdowns (three). Was the first 400-yard passing day of his career and the first by a Redskins quarterback since Donovan McNabb vs. Houston on Sept. 19, 2010 (426). Earned FedEx Air Player of the Week honors for his performance... Completed 19-of-33 passes for 257 yards with one touchdown and four interceptions in a start vs. NYG (9/25)... Started vs. SEA (10/6) and completed 21-of-36 passes for 283 yards with two touchdowns and no interceptions with a passer rating of 102.0... Started and completed 24-of-38 passes for 354 yards with two touchdowns at ARI (10/12)... Started vs. TEN (10/19) and completed 10-of-16 passes for 139 yards in one half of action... Active but did not play at DAL (10/27)... Inactive at MIN (11/2), vs. TB (11/16), at SF (11/23), at IND (11/30), vs. STL (12/7) and at NYG (12/14)... Active but did not play vs. PHI (12/20) and vs. DAL (12/28).

#### 2013 (REDSKINS)

Appeared in five games, starting the final three of the season... Active but did not play vs. PHI (9/9), at GB (9/15), vs. DET (9/22), at DAK (9/29), at DAL (10/13) and vs. CHI (10/20)... Completed 5-of-9 passes for 48 yards with two interceptions in reserve at DEN (10/27)... Active but did not play vs. SD (11/3), at MIN (11/7), at PHI (11/17), vs. SF (11/25) and vs. NYG (12/1)... Completed 7-of-16 passes for 59 yards in reserve vs. KC (12/8)... Started at ATL (12/15), completing 29-of-45 passes for 381 yards and three touchdowns, all career highs. Became the first Redskins quarterback in the Super Bowl era to throw for 300 yards in each of his first two career starts, according to the Elias Sports Bureau. Threw for 248 yards in the first half, the most in a first half by a Redskins quarterback since Mark Rypien threw for 259 yards in the first two quarters vs. Atlanta on Nov. 10, 1991... Started and completed 21-of-36 passes for 197 yards with one touchdown and one interception vs. DAL (12/22). Also posted two rushing attempts for 10 yards... Started and completed 19-of-49 passes for 169 yards at NYG (12/29).

#### 2012 (REDSKINS)

Played in three regular season games with one start and saw his first postseason action... Was active but did not play as the second quarterback in a season-opening win at NO (9/9), at STL (9/16), vs. CIN (9/23) and at TB (9/30)... Saw his first action vs. ATL (10/7), entering in relief of the injured Robert Griffin III in the third quarter and completing 5-of-9 passes for 111 yards with a touchdown and two interceptions. His first career pass attempt was a four-yard completion to wide receiver Joshua Morgan. In the fourth quarter, he threw the first touchdown pass of his career, finding Santana Moss for a 77-yard touchdown. With the pass, the Redskins became the first team since the 1941 Chicago Cardinals to have two rookie quarterbacks each throw a touchdown pass of 75+ yards in the same season... Active but did not play vs. MIN (10/14), at NYG (10/21), at PIT (10/28), vs. CAR (11/4), vs. PHI (11/18), at DAL (11/22) and vs. NYG (12/3)... Led the first fourth-quarter comeback of his career, replacing Griffin III in the final two minutes of a win vs. BAL (12/9). Led an eight-point fourth-quarter comeback, making the Redskins the first team since the 1970 AFL-NFL merger to have two different rookie quarterbacks lead fourth-quarter comeback wins in the same season. Hit Pierre Garçon for an 11-yard touchdown and then converted the game-tying two-point conversion on a quarterback draw, marking the first time in team history that the Redskins had scored a two-point conversion to send a game to overtime. The comeback was named the NFL GMC Never Say Never Moment of the Week... Made his first career start in a win at CLE (12/16), completing 26-of-37 passes for 329 yards with two touchdowns, all career highs. He and Griffin III became the first duo to each have started a game for the Redskins as rookies in the same season since Heath Shuler and Gus Frerotte in 1994. With Cousins' victory in Week 15 and Griffin III's win in Week 1, the Redskins became the first team in a non-strike season to have two different rookie quarterbacks win their first career starts in the same season since rookies John Elway and Gary Kubiak won their starting debuts with the Denver Broncos in 1983. The game was Cousins' first 300-yard passing performance, as the Redskins became the first team in NFL history to have two different rookie quarterbacks post 300-yard passing games in the same season. Won Pepsi NFL Rookie of the Week and GMC Never Say Never Moment of the Week for his efforts... Active but did not play at PHI (12/23) and vs. DAL (12/30)... Completed three-of-10 passes for 31 yards in relief of an injured Griffin III in the NFC Wild Card Round vs. SEA (1/6).

#### COLLEGE

Appeared in 45 games, starting 39 of his last 40 contests, completing 723-of-1,128 passes (64.1 percent) for 9,131 yards, 66 touchdowns and 30 interceptions... Gained 9,004 yards on 1,239 plays, an average of 7.3 yards per snap and 200.1 yards per game... Graduated as the school record-holder with 66 career touchdown passes, topping the previous mark of 61 by Jeff Smoker (2000-03)... Exited Michigan State ranking tenth on the Big Ten Conference all-time touchdown passes list (66)... His 25 touchdown passes in 2011 broke the old school season record of 22 by Drew Stanton in 2005... Threw for at least two touchdowns in 19 starts... Set school record for career pass completions (723)... His 34 completions vs. Notre Dame in 2011 were one shy of Smoker's school single-game record (35 vs. Ohio State in 2003)... One of seven players in school history to complete at least 60 percent of his passes for MSU, as his pass completion percentage of 64.1 was second in school history and tied for seventh in Big Ten Conference history... Established a Michigan State career-record with a 146.1 pass efficiency rating, topping the old mark of 142.3 by Gene Glick (1946-49)... Broke school record with 9,004 yards in


total offense for his career... Was only the second player in Spartan history to be named team captain as a sophomore and the first since 1949... Set the school career record with 26 games throwing for at least 200 yards... As of 2011, was one of only 16 players in the history of the university to earn Academic All-Big Ten Conference honors all four seasons.

### COMMUNITY

Has used his platform to improve the lives of people in the D.C. area and worldwide... Worked closely with International Justice Mission in 2015, selling "You Like That!" T-shirts to benefit the human rights organization that rescues victims of violence, sexual exploitation, slavery and human trafficking. Proceeds from shirt sales resulted in more than \$40,000 for the organization... Distributed hats and coats as part of the Share the Warmth event presented by Macy's and acted as a celebrity waiter at a special dinner event to raise money for Ryan Kerrigan's Blitz for the Better foundation in 2015. Also played alongside fans at the inaugural Redskins Golf Classic... In 2014, volunteered at Tyler's Kids Outreach Football Camp and Extreme Recess events at Redskins Park... Waited tables at Ryan Kerrigan's 2014 Blitz for the Better Foundation fundraising events. Also helped raise funds for breast cancer research and services for the American Cancer Society at the SACK Cancer Gala in 2014... Frequently serves as a guest speaker at churches around the country... Has fostered dogs from the "Doodle Rescue" and "Friends of Homeless Animals" organizations, giving homeless dogs a home until they find permanent families... Annually holds a summer youth football camp in his hometown [more information at [KirkCousins.org](http://KirkCousins.org)].

### PERSONAL

In the 2013 offseason, published his first book, "Game Changer: Faith, Football, & Finding Your Way"... Attended Holland (Mich.) Christian H.S., where he lettered in football, baseball and basketball... Earned All-Ottawa-Kent Conference honors as a quarterback for the football team, as a pitcher for the baseball squad and as a shooting guard for basketball... Was a three-star prospect by Rivals.com, which rated him Michigan's 27th-best overall prospect... Finished prep career completing 198-of-366 passes for 3,204 yards, 40 touchdowns and 18 interceptions in 16 games, with at least three touchdown passes in nine of those contests... In 2006, was an all-state and academic all-state honorable mention choice by the Michigan High School Football Coaches Association, as he went on to set 35 school game-, season- and career-records en route to garnering Area Player of the Year accolades... That season, he completed 130-of-231 throws (.563) for 2,088 yards, 28 touchdowns and 10 interceptions as a senior, leading the Maroons to a program-best 7-3 record while qualifying for the playoffs for the first time in school history... Graduated from Michigan State in December 2011 with a 3.68 grade point average, majoring in Kinesiology... Participated in the Spartan Buddies program, volunteering in the pediatric ward at Sparrow Hospital in Lansing and in the Athletes in Action sports ministry... Served as the color analyst on the Big Ten Network broadcast of Michigan State's Green-White Spring Game from 2013-15... Son of MaryAnn and Don Cousins... Father is a minister and mother is a flight attendant... Brother, Kyle, lettered four times as a pitcher at Calvin College (Grand Rapids, Mich.)... Married his wife, Julie, in the 2014 offseason... Born Aug. 19, 1988.



## YEAR-BY-YEAR STATS

**PASSING**

| Year          | Team | G         | GS        | Att         | Comp        | Pct         | Yds          | Yd/A       | TD        | Int       | Lg         | Rate        |
|---------------|------|-----------|-----------|-------------|-------------|-------------|--------------|------------|-----------|-----------|------------|-------------|
| 2012          | Was  | 3         | 1         | 48          | 33          | 68.8        | 466          | 9.7        | 4         | 3         | 77t        | 101.6       |
| 2013          | Was  | 5         | 3         | 155         | 81          | 52.3        | 854          | 5.5        | 4         | 7         | 32         | 58.4        |
| 2014          | Was  | 6         | 5         | 204         | 126         | 61.8        | 1710         | 8.4        | 10        | 9         | 81t        | 86.4        |
| 2015          | Was  | 16        | 16        | 543         | 379         | 69.8        | 4166         | 7.7        | 29        | 11        | 78t        | 101.6       |
| 2016          | Was  | 16        | 16        | 606         | 406         | 67          | 4917         | 8.1        | 25        | 12        | 80t        | 97.2        |
| <b>Career</b> |      | <b>46</b> | <b>41</b> | <b>1556</b> | <b>1025</b> | <b>65.9</b> | <b>12113</b> | <b>7.8</b> | <b>72</b> | <b>42</b> | <b>81t</b> | <b>93.6</b> |

**RUSHING**

| Year          | Team | Att       | Yds        | Avg        | Lg         | TD       |
|---------------|------|-----------|------------|------------|------------|----------|
| 2012          | Was  | 3         | 22         | 7.3        | 17         | 0        |
| 2013          | Was  | 4         | 14         | 3.5        | 6          | 0        |
| 2014          | Was  | 7         | 20         | 2.9        | 12         | 0        |
| 2015          | Was  | 26        | 48         | 1.8        | 13t        | 5        |
| 2016          | Was  | 34        | 96         | 2.8        | 19t        | 4        |
| <b>Career</b> |      | <b>74</b> | <b>200</b> | <b>2.7</b> | <b>19t</b> | <b>9</b> |

**ADDITIONAL**

**Record as Starter:** 19-21-1 (0.476) career; 19-21-1 (0.476) with Redskins

**Fumbles-Lost:** 1-0 in 2012, 3-2 in 2013, 2-2 in 2014, 9-3 in 2015, 9-3 in 2016

**300-Yard Passing Games:** 18 (1 in 2012, 1 in 2013, 2 in 2014, team-record 7 each in 2015 and 2016)

**Fourth Quarter Comeback Wins:** 6 (12/9/12 vs. BAL; 10/4/15 vs. PHI; 10/25/15 vs. TB; 9/25/16 at NYG; 10/2/16 vs. CLE; 12/11/16 at PHI)

**Overtime Wins:** 1 (12/9/12 vs. BAL)

## POSTSEASON STATS

**PASSING**

| Year          | Team | G        | GS       | Att       | Comp      | Pct         | Yds        | Yd/A       | TD       | Int      | Lg        | Rate        |
|---------------|------|----------|----------|-----------|-----------|-------------|------------|------------|----------|----------|-----------|-------------|
| 2012          | Was  | 1        | 0        | 10        | 3         | 30.0        | 31         | 3.1        | 0        | 0        | 15        | 40.0        |
| 2015          | Was  | 1        | 1        | 46        | 29        | 63.0        | 329        | 7.2        | 1        | 0        | 38        | 91.7        |
| <b>Career</b> |      | <b>2</b> | <b>1</b> | <b>56</b> | <b>32</b> | <b>57.1</b> | <b>360</b> | <b>6.4</b> | <b>1</b> | <b>0</b> | <b>38</b> | <b>82.4</b> |

**RUSHING**

| Year          | Team | Att      | Yds      | Avg        | Lg        | TD       |
|---------------|------|----------|----------|------------|-----------|----------|
| 2012          | Was  | 1        | 0        | 0.0        | 0         | 0        |
| 2015          | Was  | 2        | 2        | 1.0        | 3t        | 1        |
| <b>Career</b> |      | <b>3</b> | <b>2</b> | <b>0.7</b> | <b>3t</b> | <b>1</b> |

**ADDITIONAL**

**Record as Starter:** 0-1

**Fumbles-Lost:** 1-0 in 2012, 3-1 in 2015

**300-Yard Passing Games:** 1 (1 in 2015)

## CAREER HIGHS

**SINGLE-GAME**

|                            |  |
|----------------------------|--|
| <b>Pass Attempts:</b>      | 56, at Cincinnati (10/30/16)           |
| <b>Pass Completions:</b>   | 41, at Dallas (11/24/16)               |
| <b>Yards Passing:</b>      | 458, at Cincinnati (10/30/16)          |
| <b>Long (Passing):</b>     | 81t, at Philadelphia (9/21/14)         |
| <b>Passing TD:</b>         | 4, three times, last at PHI (12/26/15) |
| <b>Passer Rating:</b>      | 158.3, vs. New Orleans (11/15/15)      |
| <b>Carries:</b>            | 5, twice, last at Chicago (12/24/16)   |
| <b>Rushing Yards:</b>      | 30, at Chicago (12/24/16)              |
| <b>Long (Rushing):</b>     | 19t, at Detroit (10/23/16)             |
| <b>Rushing Touchdowns:</b> | 2, at Chicago (12/24/16)               |



**36**

# SU'A CRAVENS

**S****6-1 // 222**  
**Rookie // Southern California****DOB: July 7, 1995 // Vista Murrieta H.S. (Murrieta, Calif.)**

## MILESTONES

NFL debut: 9/12/16 (vs. PIT)... First INT: 9/25/16 (at NYG, Eli Manning)

## TRANSACTIONS

Originally selected by the Washington Redskins in the second round (53rd overall) of the 2016 NFL Draft.

## YEAR-BY-YEAR

### 2016 (REDSKINS)

Appeared in 11 games with three starts in his rookie campaign, compiling 33 tackles (23 solo), one sack and one interception... Made NFL debut vs. PIT (9/12), contributing four tackles (three solo)... Recorded three tackles (two solo) vs. DAL (9/18)... Notched three tackles (one solo), two passes defended and the game-clinching interception in a win at NYG (9/25), earning NFL Castro Edge Clutch Performer honors for the week. At 21 years and 80 days old, became the youngest member of the Redskins to record an interception since Tom Carter on Nov. 14, 1993 (21 years, 70 days), according to Pro Football Reference... Made first career start as a linebacker/safety hybrid in a win vs. CLE (10/2). Recorded three tackles (two solo) and a pass defended prior to exiting the game with a concussion... Inactive at BAL (10/9) and vs. PHI (10/16)... Recorded a solo tackle at DET (10/23)... Recorded two solo tackles including his first career sack and a pass defended in a tie against CIN (10/30) in London... Tallied five tackles (two solo) in a win vs. MIN (11/13)... Posted five tackles (three solo) in a win vs. GB (11/20)... Added two solo tackles vs. DAL (11/24)... Registered four solo tackles at ARI (12/4)... Made one solo tackle prior to exiting with an injury in a win at PHI (12/11)... Inactive with an upper arm injury vs. CAR (12/19), at CHI (12/24) and vs. NYG (1/1).

## COLLEGE

Played collegiately at USC from from 2013-15, appearing in 40 games for the Trojans. Recorded 206 tackles (133 solo, 33.5 for loss), 16 pass breakups, 10.0 sacks, nine interceptions (one returned for a touchdown) and three forced fumbles during his collegiate career... Earned first-team All-Pac-12 honors at two different positions, being selected at defensive back as a sophomore in 2014 and as a linebacker in 2015... Transitioned to linebacker in 2015 and was a semifinalist for the Bednarik and Butkus awards after starting all 14 games as a 20-year-old team captain. Posted 86 tackles (46 solo, 15.0 for loss), six pass breakups, five sacks, two interceptions and two forced fumbles... Had 68 tackles (17 for loss), five sacks and a team-best three interceptions (with one touchdown) as a sophomore, earning third-team AP All-American honors... Started 13 games as a consensus Freshman All-American in 2013, posting 52 tackles, four interceptions, one forced fumble and one fumble recovery.

## PERSONAL

Attended Vista Murrieta H.S. in Murrieta, Calif., where he was one of the most decorated high school athletes in the country as a linebacker, running back and wide receiver... Small sample of honors included USA Today All-USA Defensive Player of the Year, Parade All-American, ESPN 150, Rivals 100, Scout 100, Gatorade California Player of the Year, All-CIF Inland Division Defensive MVP and Los Angeles Times all-area team, among numerous others... Posted 97 tackles, eight sacks, three interceptions, two fumble recoveries, four forced fumbles and three blocked punts on defense as a senior and also caught 21 passes for 342 yards with eight touchdowns and ran for 200 yards on 17 carries with six touchdowns on offense, helping team to 13-1 record... Comes from an athletic family that includes his brother Siaki (former Hawaii defensive lineman), sister Malia (former women's basketball player at Hawaii and USC), cousin Jordan Cameron (NFL tight end), cousin Brynn Cameron (former women's basketball player at USC), cousin Colby Cameron (former Louisiana Tech quarterback), grandfather Jack Cameron (former basketball and baseball player at BYU) and distant cousin Manti Te'o (NFL linebacker)... Majored in policy, planning and development major at USC... Son of Kevin and Yolanda Cravens... Born July 7, 1995.

## YEAR-BY-YEAR STATS

### DEFENSE

| Year          | Team | G         | GS       | Tack      | Solo      | Sack     | INT      | PD       |
|---------------|------|-----------|----------|-----------|-----------|----------|----------|----------|
| 2016          | Was  | 11        | 3        | 33        | 23        | 1        | 1        | 5        |
| <b>Career</b> |      | <b>11</b> | <b>3</b> | <b>33</b> | <b>23</b> | <b>1</b> | <b>1</b> | <b>5</b> |

\*Tackle stats according to STATS, LLC

**80**

# JAMISON CROWDER

**WR****5-8 // 182****2nd NFL Season // Duke****DOB: June 17, 1993 // Monroe (N.C.) H.S.**

## MILESTONES

NFL debut: 9/13/15 (vs. MIA)... First reception: 9/13/15 (vs. MIA, caught for no gain from Kirk Cousins)... First rush: 9/13/15 (vs. MIA, 2 yards)... First receiving TD: 11/15/15 (vs. NO, 11 yards from Kirk Cousins)... First 100-yard receiving game: 1/3/16 (at DAL, 109 yards)... First PR TD: 10/9/16 (at BAL, 85 yards)

## TRANSACTIONS

Originally selected by the Washington Redskins in the fourth round [105th overall] of the 2015 NFL Draft.

## PRO

Enters 2016 having previously appeared in 16 games with six starts as a rookie in 2015, as he recorded 59 receptions for 604 yards with two receiving touchdowns in his first NFL season... Franchise record holder for receptions by a rookie [59 in 2015].

## YEAR-BY-YEAR

### 2016 (REDSKINS)

Appeared in all 16 games with nine starts, posting career highs in receptions [67], receiving yards [847] and receiving touchdowns [seven, a team high]... Caught six passes for 58 yards vs. PIT [9/12]... Caught a team-high six passes for 39 yards with a touchdown and also recorded a career-long 21-yard punt return vs. DAL [9/18]... Gained 78 yards on four receptions in a win at NYG [9/25], including a career-long 55-yard touchdown reception to give him touchdowns in consecutive games for the first time in his career. Also recorded a career-long 50-yard punt return, the longest punt return by a member of the Redskins since Richard Crawford's 64-yard return on Dec. 9, 2012... Caught two passes for 21 yards in a win vs. CLE [10/2]... Gained 35 yards on three receptions and returned two punts for 89 yards, including a career-long 85-yard return for touchdown in a win at BAL [10/9]. Earned NFC Special Teams Player of the Week for his performance, as his punt return for touchdown was the Redskins' first since Oct. 26, 2008 [Santana Moss, 80 yards at Detroit]. Snapped a streak of 124 regular season games without a punt return for touchdown for the Redskins, which had been the longest active streak in the NFL. At 23 years and 114 days old, became the youngest member of the Redskins to return a punt for a touchdown since Brian Mitchell [23 years, 35 days] at Cincinnati on Sept. 22, 1991... Caught three passes for 52 yards and recorded his career-high third touchdown reception of the season in a win vs. PHI [10/16]... Recorded season highs with seven receptions for 108 yards at DET [10/23]... Caught a career-high nine receptions for 107 yards with one touchdown in a tie against CIN [10/30] in London. Became the first member of the Redskins with consecutive 100-yard receiving games since DeSean Jackson in Weeks 8-9 of the 2014 season... Recorded four receptions for 37 yards with a touchdown in a win vs. MIN [11/13]. With his first catch - a four-yard touchdown reception - he became the sixth member of the Redskins to record 100 receptions across the first two seasons of an NFL career [Gary Clark, Rod Gardner, Art Monk, Charlie Brown and Chris Cooley]. He accomplished the feat in his 25th game, becoming the third-fastest in team history to catch 100 passes in the first two seasons of an NFL ca-

reer [Brown, 21; Clark, 22]. Also recorded a career-long seven-yard rushing attempt in the contest... Gained 102 yards on three receptions, including a 44-yard touchdown, in a win vs. GB [11/20]. His 34.0-yard average set a career high and was the best by a member of the Redskins with at least three receptions since Matt Jones in Week 10 of the 2015 season [43.7]. Helped the Redskins finish with two 100-yard receivers [Pierre Garçon and Jamison Crowder] and a 100-yard rusher [Robert Kelley] in a single game for the first time since Sept. 12, 1999 vs. Dallas [Michael Westbrook, Albert Connell and Stephen Davis]... Gained 88 yards on eight receptions at DAL [11/24]... Caught three passes for 42 yards with a 26-yard touchdown at ARI [12/4]. Became the first member of the Redskins to post seven receiving touchdowns in a season within the first two years of an NFL career since Chris Cooley [seven in 2005]... Caught two passes for 37 yards in a win at PHI [12/11]... Caught four passes for 24 yards vs. CAR [12/19]... Caught one pass for three yards in a win at CHI [12/24]... Gained 16 yards on two receptions and returned five punts for 40 yards vs. NYG [1/1].

### 2015 (REDSKINS)

Played in all 16 games as a rookie, making six starts. Set Redskins rookie record with 59 receptions on the season, gaining 604 yards with two receiving touchdowns... Also gained 158 yards on 30 punt returns during the year... Made NFL debut vs. MIA [9/13], returning two punts for 23 yards [11.5 avg.], rushing once for two yards and catching a pass for no gain... Caught one pass for seven yards vs. STL [9/20]... Recorded then-career highs in receptions [six] and receiving yards [45] at NYG [9/24]... Posted then-career highs in receptions [seven] and receiving yards [65] vs. PHI [10/4], becoming the first Redskins rookie to lead the team in receiving yards in a game since tight end Jordan Reed in Week 8 of the 2013 season... Earned first career start at ATL [10/11], notching career highs in receptions [eight] and receiving yards [87] for a third straight week... Caught four passes for 40 yards at NYJ [10/18]... Started and gained 48 yards on five receptions in the largest comeback win [24 points] in team history vs. TB [10/25]... Gained 50 yards on a team-high six receptions at NE [11/8]... Recorded his first career touchdown on an 11-yard pass from Kirk Cousins in win vs. NO [11/15]. Finished the game with 60 yards on four receptions... Caught one pass for five yards at CAR [11/22]... Caught two passes for 12 yards and also recorded a career-long 16-yard punt return in a win vs. NYG [11/29]... Gained 29 yards on three receptions vs. DAL [12/7]... Caught one pass for 13 yards in a win at CHI [12/13]... Gained 21 yards on three receptions in a win vs. BUF [12/20]... Caught two passes for 13 yards in a division-clinching win at PHI [12/26]. Also recorded his second two-point conversion of the season, tying Darnerien McCants [two in 2003] for the most in a single season in team history... Caught five passes for a career-high 109 receiving yards, his first career 100-yard receiving game, in regular season finale at DAL [1/3]. Finished season with 59 receptions, passing Art Monk [58 in 1980] for the most by a rookie in team history and the second-most by a member of the Redskins in his first NFL season, trailing Gary Clark [72 in 1985]. Recorded his second receiving touchdown of the season in the first quarter, becoming the first Redskins rookie wide receiver with multiple receiving touchdowns in a season since Rod Gardner in 2001... Caught three passes for 15 yards in NFC Wild Card Round vs. GB [1/10].

## COLLEGE

Played collegiately at Duke from 2011-14, catching 283 passes for 3,641 receiving yards and 23 receiving touchdowns in 52 games with 40 starts. Also rushed 21 times for 135 yards and one touchdown, returned 44 kickoffs for 930 yards and returned 65 punts for 869 yards and four punt return touchdowns... Amassed 5,575 career all-purpose yards and scored 168 points on 28 touchdowns... Earned first-team All-ACC honors at both receiver and return specialist in 2013 and 2014... Was a six-time ACC Player of the Week selection... Finished career ranking second in Duke history in receiving yards, all-purpose yards, punt return yards, and third in touchdown receptions... Served as team captain as a senior in 2014, starting all 13 games and catching 85 passes for 1,044 yards with six receiving touchdowns and returning 22 punts for 280 yards with two punt return touchdowns... Set an ACC record with 108 receptions in 2013.

## PERSONAL

Attended Monroe (N.C.) H.S., where he helped Monroe to a three-year record of 29-10 with three state playoff berths... Rushed for 641 yards and 11 touchdowns as a senior, also catching 41 passes for 790 yards and nine touchdowns in addition to posting four returns for scores... Was a 2010 first-team all-state (1A) choice by NCPreps.com and the Rocky River Conference Offensive Player of the Year... Participated in the 74th annual Shrine Bowl of the Carolinas played in December 2010... Also participated in basketball and track and field. Helped Monroe to a 32-1 record and the 2010 1A state basketball championship... Graduated from Duke in December, 2014 with a degree in sociology while minoring in African and African American studies... Son of Brenda and James Crowder... Born June 17, 1993.

## COMMUNITY

In 2015, visited active-duty service members and Wounded Warriors at the USD Warrior and Family Center in Bethesda, Md., for the second annual Military Appreciation BBQ... Assembled care packages for domestic violence victims at the Fear 2 Freedom event at Redskins Park... Played alongside fans at the inaugural Redskins Golf Classic... Welcomed 1,100 children into the Redskins locker room at FedExField to meet Santa and take home toys for Christmas at Skins Santa Shoppe... Played interactive games and had lunch with 500 children and teens at the TAPS Good Grief Camp over 2015 Memorial Day weekend.

## YEAR-BY-YEAR STATS

## RECEIVING

| Year          | Team | GP        | GS        | Rec        | Yds         | Avg         | Lg         | TD       |
|---------------|------|-----------|-----------|------------|-------------|-------------|------------|----------|
| 2015          | Was  | 16        | 6         | 59         | 604         | 10.2        | 44         | 2        |
| 2016          | Was  | 16        | 9         | 67         | 847         | 12.6        | 55t        | 7        |
| <b>Career</b> |      | <b>32</b> | <b>15</b> | <b>126</b> | <b>1451</b> | <b>11.5</b> | <b>55t</b> | <b>9</b> |

## RUSHING

| Year          | Team | GP        | GS        | Att      | Yds      | Avg      | Lg       | TD       |
|---------------|------|-----------|-----------|----------|----------|----------|----------|----------|
| 2015          | Was  | 16        | 6         | 2        | 2        | 1        | 2        | 0        |
| 2016          | Was  | 16        | 9         | 2        | -2       | -1       | 7        | 0        |
| <b>Career</b> |      | <b>32</b> | <b>15</b> | <b>4</b> | <b>0</b> | <b>0</b> | <b>7</b> | <b>0</b> |

## PUNT RETURN

| Year          | Team | PR        | Yds        | Avg        | Lg         | TD       |
|---------------|------|-----------|------------|------------|------------|----------|
| 2015          | Was  | 30        | 158        | 5.3        | 16         | 0        |
| 2016          | Was  | 27        | 328        | 12.1       | 85t        | 1        |
| <b>Career</b> |      | <b>57</b> | <b>486</b> | <b>8.5</b> | <b>85t</b> | <b>1</b> |

## KICK RETURN

| Year          | Team | KR       | Yds       | Avg       | Lg        | TD       |
|---------------|------|----------|-----------|-----------|-----------|----------|
| 2016          | Was  | 0        | 0         | -         | -         | 0        |
| <b>Career</b> |      | <b>1</b> | <b>13</b> | <b>13</b> | <b>13</b> | <b>0</b> |

## ADDITIONAL

Fumbles-Lost: 3-1 in 2015, 2-1 in 2016  
 Passing: 0-for-1 in 2015

## POSTSEASON STATS

## RECEIVING

| Year          | Team | GP       | GS       | Rec      | Yds       | Avg        | Lg       | TD       |
|---------------|------|----------|----------|----------|-----------|------------|----------|----------|
| 2015          | Was  | 1        | 1        | 3        | 15        | 5.0        | 6        | 0        |
| <b>Career</b> |      | <b>1</b> | <b>1</b> | <b>3</b> | <b>15</b> | <b>5.0</b> | <b>6</b> | <b>0</b> |

## PUNT RETURN

| Year          | Team | PR       | Yds      | Avg        | Lg       | TD       |
|---------------|------|----------|----------|------------|----------|----------|
| 2015          | Was  | 1        | 5        | 5.0        | 5        | 0        |
| <b>Career</b> |      | <b>1</b> | <b>5</b> | <b>5.0</b> | <b>5</b> | <b>0</b> |

## CAREER HIGHS

## SINGLE-GAME

|                           |  |
|---------------------------|--|
| <b>Receptions:</b>        | 9, at Cincinnati (10/30/16)              |
| <b>Receiving Yards:</b>   | 109, at Dallas (1/3/16)                  |
| <b>Receiving TD:</b>      | 1, many times, last at Arizona (12/4/16) |
| <b>Punt Returns:</b>      | 5, twice, last vs. NY Giants (1/1/17)    |
| <b>Punt Return Yards:</b> | 89, at Baltimore (10/9/16)               |
| <b>Punt Return TD:</b>    | 1, at Baltimore (10/9/16)                |

**85**

# VERNON DAVIS

**TE****6-3 // 248****11th NFL Season // Maryland****DOB: Jan. 31, 1984 // Dunbar H.S. (Washington, D.C.)**

## HONOR ROLL

Two-time Pro Bowl selection (2009, 2013 seasons)  
 Second-team All-Pro (2013)  
 NFL Top 100 Players  
 >> No. 88 in 2010, 43 in 2011, 38 in 2012, 51 in 2013

## MILESTONES

NFL debut: 9/10/06 (at ARI)... First NFL start: 9/10/06 (at ARI)... Redskins debut: 9/12/16 (vs. PIT)... 100th career game: 12/2/12 (at STL)... 100th career start: 12/16/12 (at NE)... First reception: 9/10/06 (at ARI, 31-yard TD from Alex Smith)... First receiving TD: 9/10/06 (at ARI, 31 yards from Alex Smith)... First 100-yard receiving game: 11/8/09 (vs. TEN, 102 yards)... First multi-TD game: 9/27/09 (at MIN, two)... First postseason TD: 1/14/12 (vs. NO, 49 yards from Alex Smith)... First 100-yard postseason game: 1/14/12 (vs. NO)... 50th career receiving TD: 12/1/13 (vs. STL, 17 yards from Colin Kaepernick)

## TRANSACTIONS

Originally selected by the San Francisco 49ers in the first round (sixth overall) of the 2006 NFL Draft... Re-signed with the 49ers on September 11, 2010... Traded to the Denver Broncos on November 2, 2015... Signed with the Washington Redskins as an unrestricted free agent on March 31, 2016.

## PRO

Enters 2016 having previously appeared in 148 regular season games with 140 starts from 2006-15... Recorded 461 receptions for 5,841 yards (12.7 avg.) with 55 receiving touchdowns with the 49ers and Broncos during his first 10 NFL seasons... Joined the Redskins in 2016 offseason with 11 playoff appearances to his credit with nine starts, recording 27 receptions for 600 yards (22.2 avg.) with seven receiving touchdowns in those contests... Enters 2016 ranked seventh all-time among NFL tight ends with 55 career touchdowns. Is also the only tight end in NFL history as of 2015 to post 13 or more receiving touchdowns in multiple seasons... Departed San Francisco as the franchise's all-time tight end leader in receptions (441), receiving yards (5,640) and touchdowns (55).

## YEAR-BY-YEAR

### 2016 (REDSKINS)

Played in 16 games with 14 starts in his debut season in Washington, catching 44 passes for 583 yards with two touchdowns... Made Redskins debut vs. PIT (9/12), catching one pass for 20 yards... Gained 51 yards on five receptions vs. DAL (9/18) in his 150th career regular season game... Contributed on offense in a win at NYG (9/25)... Gained eight yards on one reception in a win vs. CLE (10/2)... Caught three passes for 15 yards in a win at BAL (10/9)... Caught two passes for 50 yards in a win vs. PHI (10/16), including a 13-yard touchdown reception and a 37-yard gain. The touchdown was his first with Washington and his first since Week 1 of the 2014 season... Set then-season highs with six catches for 79 yards at DET (10/23). Became the 13th tight end in NFL history to record 6,000 career receiving yards... Contributed five receptions for 93 yards in a tie against CIN (10/30) in London. Passed Jeremy Shockey (6,143) for 12th-

most receiving yards by a tight end in NFL history... Caught three passes for 66 yards with a touchdown in a win vs. MIN (11/13). His 38-yard touchdown was his longest scoring play since a 52-yard touchdown reception in Week 15 of the 2013 season as a member of the 49ers... Contributed in the team's win vs. GB (11/20)... Caught five passes for 68 yards at DAL (11/24)... Started his 150th career regular season game at ARI (12/4), recording five receptions for 47 yards. Passed Steve Jordan (6,307) for 11th-most receiving yards by a tight end in NFL history... Caught one pass in a win at PHI (12/11), tying Steve Jordan (498) for 14th on the NFL's list of career receptions by a tight end... Caught four passes for 23 yards vs. CAR (12/19), becoming the 12th tight end in NFL history to reach 500 career receptions... Caught one pass for 13 yards in a win at CHI (12/24)... Gained 49 yards on two receptions vs. NYG (1/1). Tied Dallas Clark and Frank Wycheck (505) for 10th on the NFL's list of career receptions by a tight end with his second reception of the game.

### 2015 (49ERS/BRONCOS)

Recorded 38 catches for 395 yards (10.4 avg.) in 15 games with nine starts with Denver and San Francisco... Caught 18 passes for 194 yards (10.8 avg.) in his first eight games of the season with the 49ers before being traded to Denver on Nov. 2... Made his Broncos debut at IND (11/8)... Started his first game with the Broncos and led with the team with 68 receiving yards on six catches (11.3 avg.) at CHI (11/22)... Tallied seven catches for 74 yards (10.6 avg.) vs. OAK (12/13)... Played in Denver's AFC Divisional Playoff Game vs. PIT (1/17) and AFC Championship Game vs. NE (1/24)... Started for the Broncos in Super Bowl 50 victory vs. CAR (2/7).

### 2014 (49ERS)

Started all 14 games in which he played, tallying 26 catches for 245 yards (9.4 avg.) with two touchdowns... Posted season highs in receptions (four), receiving yards (44) and receiving touchdowns (two) in Week 1 win vs. DAL (9/7)... Passed Brent Jones for the most receptions by a tight end in 49ers' franchise history vs. WAS (11/23).

### 2013 (49ERS)

Selected to second career Pro Bowl after starting all 15 games in which he played plus three postseason contests... Ended the regular season with 52 receptions for 850 yards (16.3 avg.) with 13 touchdowns... Became the only tight end in NFL history to post multiple seasons with 13-plus touchdowns... Named second-team All-Pro... Delivered a career-best receiving game with eight receptions for 180 yards with two touchdowns vs. ARI (10/13)... Posted a touchdown of 60-plus yards in consecutive games in Weeks 5-6 vs. HOU (10/6) and vs. ARI (10/13)... Recorded a career-long streak of consecutive games with a touchdown reception (five) in Weeks 11-15... Held without a touchdown in only four regular season games... Recorded five receptions for 54 yards (10.8 avg.) with two touchdowns in three playoff games, helping the 49ers return to the NFC Championship game for a third straight season.

### 2012 (49ERS)

Played a key role in helping San Francisco to berth in Super Bowl XLVII... Finished the regular season with 41 catches for 548 yards (13.4 avg.) with five touchdowns in 16 starts... Caught four of his five touchdowns in the first three weeks of the season, including a two-touchdown performance vs. DET (9/16)... Tallied his 10th career 100-yard outing with five receptions for 106 yards vs. BUF (10/7)... Registered

12 receptions for 254 yards [21.2 avg.] with one touchdown in three postseason games... Posted six receptions for 104 yards [17.3 avg.] in Super Bowl vs. BAL.

#### 2011 (49ERS)

Finished the regular season with 67 catches for 792 yards [11.8 avg.] with six touchdowns in 16 starts... Started two postseason games as the 49ers made an NFC Championship game berth... Notched three consecutive 100-yard receiving games in Week 17 and the first two rounds of the playoffs. Stretch included eight catches for 118 yards at STL (1/1), seven catches for 180 yards and two touchdowns in NFC Divisional Round vs. NO (1/14), and three receptions for 112 yards with two touchdowns in NFC Championship vs. NYG (1/22)... Posted 10 receptions for 292 yards [29.2] with four touchdowns in two postseason games — a receiving yardage total that was the most by a tight end in their first two postseason games in NFL history according to the Elias Stats Bureau.

#### 2010 (49ERS)

Led San Francisco in receptions (56), receiving yards (914), receiving average (16.3) and touchdowns (seven) during his 16 starts... Recorded season-high eight receptions at SEA (9/12)... Registered a touchdown reception in four straight games across Weeks 4-7... Posted a pair of 100-yard outings vs. PHI (10/10) and at GB (12/5)... Registered 25th career touchdown vs. OAK (10/17).

#### 2009 (49ERS)

Selected to his first career Pro Bowl after posting career bests in receptions, yards and touchdowns... Ranked fifth amongst NFL tight ends with 78 receptions for 965 yards [12.4 avg.] with 13 touchdowns... His 13 receiving touchdowns led all tight ends and tied Larry Fitzgerald and Randy Moss for the most in the NFL that season... Opened all 16 games for a second consecutive season... Notched three 100-yard receiving games and finished with 78 total points... Logged a career-best three touchdowns on seven receptions for 93 yards at HOU (10/25)... Had a touchdown in four straight games in Weeks 11-14... Tied the then-NFL single-season record for touchdown receptions by a tight end at STL (1/3).

#### 2008 (49ERS)

Started all 16 games for the first time in his career and recorded 31 catches for 358 yards [11.5 avg.] with two touchdowns.

#### 2007 (49ERS)

Davis started all 14 games in which he played and finished the season with 52 receptions for 509 yards [9.8 avg.] with four touchdowns.

#### 2006 (49ERS)

Started 8-of-10 games played in his rookie season, missing six games with a knee injury... Finished his rookie campaign with 20 receptions for 265 yards [13.3 avg.] with three touchdowns... Made his first career start and recorded his first career touchdown on his first NFL touch [31-yard reception] at ARI (9/10).

### COLLEGE

Started 17-of-35 games at Maryland, totaling 83 receptions for 1,371 yards [16.5 avg.] with nine touchdowns... Chosen as a finalist for the Mackey Award (nation's top tight end) and named a consensus All-American and All-Atlantic Coast Conference selection following his junior campaign. Recorded 51 catches for 871 yards [17.1 avg.] with six touchdowns that season.

### PERSONAL

Attended Dunbar H.S. in Washington, D.C., where he started at tight end and safety and led his team to a 31-5 record... Chosen as a second-team All-USA selection by USA Today after catching 21 passes for 511 yards [24.3 avg.] with five touchdowns as a senior... Competed in the high jump... Opened an art gallery "Gallery 85" in 2012 and owns a Jamba Juice in Santa Clara... Named an honorary captain of the USA Curling Team at the 2010 Winter Olympics in Vancouver, B.C., attending the matches and serving as a team ambassador to help gain support for the sport... Voted by teammates as the recipient of the Len Eshmont Award in 2009, the 49ers most prestigious annual honor, given to the player who best exemplifies the "inspirational and courageous play"... Younger brother, Vontae, is an NFL cornerback... Born Jan. 31, 1984, in Washington, D.C.

### COMMUNITY

During 2014 holiday season, teamed up with Capes4Heroes, a non-profit organization that designs capes for children with life threatening illnesses, at El Camino Hospital in Mountain View, Calif... Traveled to Afghanistan and Qatar with five fellow NFL players as part of the NFL-USO tour. Stopped at Al Udeid Air Force Base, 40 miles outside of Doha, Qatar, then traveled on to Bagram Air Force Base in Afghanistan... In March 2010, joined his younger brother, Vontae, and six other NFL players on a humanitarian trip to Uganda and Rwanda to distribute 22,000 hearing aids throughout African regions as part of the Pros for Africa organization... Hosted a football and mentoring clinic at Howard University with his brother in 2010... Founded the Vernon Davis Foundation for the Arts to promote art education and art appreciation among youth from disadvantaged backgrounds. The organization provides scholarships to dedicated art students and grants to deserving nonprofit programs.

## YEAR-BY-YEAR STATS

## RECEIVING

| Year          | Team   | GP         | GS         | Rec        | Yds         | Avg         | Lg         | TD        |
|---------------|--------|------------|------------|------------|-------------|-------------|------------|-----------|
| 2006          | SF     | 10         | 8          | 20         | 265         | 13.3        | 52t        | 3         |
| 2007          | SF     | 14         | 14         | 52         | 509         | 9.8         | 31         | 4         |
| 2008          | SF     | 16         | 16         | 31         | 358         | 11.5        | 57         | 2         |
| 2009          | SF     | 16         | 16         | 78         | 965         | 12.4        | 73t        | 13        |
| 2010          | SF     | 16         | 16         | 56         | 914         | 16.3        | 66t        | 7         |
| 2011          | SF     | 16         | 16         | 67         | 792         | 11.8        | 44         | 6         |
| 2012          | SF     | 16         | 16         | 41         | 548         | 13.4        | 53         | 5         |
| 2013          | SF     | 15         | 15         | 52         | 850         | 16.3        | 64t        | 13        |
| 2014          | SF     | 14         | 14         | 26         | 245         | 9.4         | 29t        | 2         |
| 2015          | SF/Den | 15         | 9          | 38         | 395         | 10.4        | 43         | 0         |
| 2016          | Was    | 16         | 14         | 44         | 583         | 13.3        | 44         | 2         |
| <b>Career</b> |        | <b>164</b> | <b>154</b> | <b>505</b> | <b>6424</b> | <b>12.7</b> | <b>73t</b> | <b>57</b> |

## RUSHING

| Year          | Team   | GP         | GS         | Att      | Yds       | Avg        | Lg        | TD       |
|---------------|--------|------------|------------|----------|-----------|------------|-----------|----------|
| 2006          | SF     | 10         | 8          | 2        | 5         | 2.5        | 9         | 0        |
| 2007          | SF     | 14         | 14         | 0        | 0         | 0          | 0         | 0        |
| 2008          | SF     | 16         | 16         | 1        | 11        | 11         | 11        | 0        |
| 2009          | SF     | 16         | 16         | 0        | 0         | 0          | 0         | 0        |
| 2010          | SF     | 16         | 16         | 0        | 0         | 0          | 0         | 0        |
| 2011          | SF     | 16         | 16         | 2        | -5        | -2.5       | -2        | 0        |
| 2012          | SF     | 16         | 16         | 0        | 0         | 0          | 0         | 0        |
| 2013          | SF     | 15         | 15         | 0        | 0         | 0          | 0         | 0        |
| 2014          | SF     | 14         | 14         | 1        | 4         | 4          | 4         | 0        |
| 2015          | SF/Den | 15         | 9          | 0        | 0         | 0          | 0         | 0        |
| 2016          | Was    | 16         | 14         | 0        | 0         | 0          | 0         | 0        |
| <b>Career</b> |        | <b>164</b> | <b>154</b> | <b>6</b> | <b>15</b> | <b>2.5</b> | <b>11</b> | <b>0</b> |

## ADDITIONAL

Fumbles-Lost: 1-1 in 2006, 1-1 in 2007, 2-1 in 2008, 3-1 in 2011, 1-1 in 2013

FF-FR: 0-1 in 2006, 0-1 in 2007, 0-1 in 2008

## POSTSEASON

| Year          | Team | GP        | GS       | Rec       | Yds        | Avg         | Lg         | TD       |
|---------------|------|-----------|----------|-----------|------------|-------------|------------|----------|
| 2011          | SF   | 2         | 2        | 10        | 292        | 29.2        | 73t        | 4        |
| 2012          | SF   | 3         | 3        | 12        | 254        | 21.2        | 44         | 1        |
| 2013          | SF   | 3         | 3        | 5         | 54         | 10.8        | 28t        | 2        |
| 2015          | Den  | 3         | 1        | 0         | 0          | 0           | 0          | 0        |
| <b>Career</b> |      | <b>11</b> | <b>9</b> | <b>27</b> | <b>600</b> | <b>22.2</b> | <b>73t</b> | <b>7</b> |

## CAREER HIGHS

## SINGLE-GAME

Receptions: 10, vs. Tennessee (11/8/09)

Receiving Yards: 180, vs. Arizona (10/13/13)

Long (Receiving): 73t, at St. Louis (1/3/10)

Receiving TD: 3, at Houston (10/15/09)

\* All listed career highs for regular season only

**47**

# QUINTON DUNBAR

**CB****6-2 // 203****2nd NFL Season // Florida****DOB: July 22, 1992 // Booker T. Washington H.S. (Miami, Fla.)**

## MILESTONES

NFL debut: 10/4/15 (vs. PHI)... First INT: 11/29/15 (vs. NYG, Eli Manning)... First FF: 10/2/16 (vs. CLE, Malcolm Johnson)

## TRANSACTIONS

Originally entered the NFL with the Washington Redskins as a college free agent on May 11, 2015... Waived on September 5, 2015... Signed to the Redskins' practice squad on September 6, 2015... Signed to the Redskins' active roster on September 29, 2015.

## YEAR-BY-YEAR

### 2016 (REDSKINS)

Recorded career highs in games played (14), starts (two), tackles (25, including 23 solo), sacks (one) and fumble recoveries (one). Matched his career highs with one interception and five passes defended... Contributed on special teams vs. PIT (9/12) and vs. DAL (9/18)... Recorded three solo tackles and an interception in a win at NYG (9/25). Also caught a 31-yard pass from punter Tress Way on a fake punt, the Redskins' first successful fake kick of any kind since Week 10 of the 2009 season. Became the first member of the Redskins to record a reception and an interception in the same game since Champ Bailey on Dec. 24, 2000... Started in a win vs. CLE (10/2), adding three tackles (two solo) and his first career fumble recovery... Tallied five solo tackles in a start in a win at BAL (10/9)... Added a solo tackle in a win vs. PHI (10/16)... Tallied three tackles (two solo) at DET (10/23)... Posted two solo tackles in a tie against CIN (10/30) in London... Added a solo tackle for loss in a win vs. MIN (11/13)... Contributed on defense and special teams in a win vs. GB (11/20)... Made a solo tackle at DAL (11/24)... Tied career high with two passes defended at ARI (12/4)... Posted five solo tackles in a win at PHI (12/11)... Contributed a solo tackle, a sack and two passes defended vs. CAR (12/19)... Inactive with a concussion at CHI (12/24) and vs. NYG (1/1)

### 2015 (REDSKINS)

Transitioned from wide receiver to cornerback in training camp, impressing coaches with his length and physicality... Appeared in 11 games with one start, recording 12 tackles (11 solo), five passes defended and an interception. Also made his postseason debut... Spent first three weeks of the season on the practice squad... Signed to active roster in Week 4 and made his NFL debut on special teams vs. PHI (10/4)... Contributed on special teams at ATL (10/11)... Made defensive debut at NYJ (10/18), recording a pass defended, in addition to contributing on special teams... Contributed on defense and special teams vs. TB (10/25)... Played on special teams vs. NE (11/8)... Inactive vs. NO (11/15)... Contributed on defense and special teams at CAR (11/22)... Recorded two solo tackles and the first interception of his career among his career-high two passes defended in a win vs. NYG (11/29)... Posted two solo tackles vs. DAL (12/7) and in a win at CHI (12/13)... Registered a career-high four tackles (three solo) and a pass defended in a win vs. BUF (12/20)... Notched two solo tackles and a pass defended in a division-clinching win at PHI (12/26)... Inactive with quad injury at DAL (1/3)... Compiled a career-high five solo tackles and defended two passes in NFC Wild Card Round vs. GB (1/10).

## COLLEGE

Played wide receiver collegiately at Florida from 2010-14, playing in 49 games with 33 starts and recording 111 career receptions for 1,500 yards with eight touchdowns... As a senior in 2014, started eight of the 11 games in which he appeared, finishing second on the team with 21 receptions for 353 yards with two touchdowns... Started all 12 games as a junior in 2013, ranking second on the team with 40 catches for 548 yards... Played in 13 games, starting eight, as a sophomore in 2012, catching 36 passes for 383 yards and a team-high four touchdown receptions... As a freshman in 2011, started five of the 12 games in which he played, recording 14 receptions for 216 yards with two touchdowns... Made collegiate debut vs. Miami University in 2010 before redshirting.

## PERSONAL

Attended Booker T. Washington H.S. in Miami, where he was rated a four-star prospect and the No. 24 wide receiver in the country by Rivals.com... Recorded more than 500 receiving yards as a senior a year after catching 39 passes for 703 yards and seven touchdowns during his junior season... Named All-Dade First Team wide receiver in 2008... Received FSWA 4A All-State Honorable Mention in 2008... Son of Twanette Dunbar... Born July 22, 1992.

## COMMUNITY

Paid tribute to active duty members as well as veterans of the armed forces while touring Quantico Marine Base in Prince William County, Va. Visited active-duty service members and Wounded Warriors at the USO Warrior and Family Center in Bethesda, Md., for the second annual Military Appreciation BBQ... Assembled care packages for domestic violence victims at the Fear 2 Freedom event at Redskins Park... Played alongside fans at the inaugural Redskins Golf Classic.

## YEAR-BY-YEAR STATS

**DEFENSE**

| Year          | Team | G         | GS       | Tack      | Solo      | Sack     | INT      | PD        |
|---------------|------|-----------|----------|-----------|-----------|----------|----------|-----------|
| 2015          | Was  | 11        | 1        | 12        | 11        | 0        | 1        | 5         |
| 2016          | Was  | 14        | 2        | 25        | 23        | 1        | 1        | 5         |
| <b>Career</b> |      | <b>25</b> | <b>3</b> | <b>37</b> | <b>34</b> | <b>1</b> | <b>2</b> | <b>10</b> |

*\*Tackle stats according to STATS, LLC*

**ADDITIONAL**

**FF-FR:** 0-1 in 2016

**REC:** 1 rec. for 31 yards (9/25/16 at NYG)

**POSTSEASON**

| Year          | Team | G        | GS       | Tack     | Solo     | Sack     | INT      | PD       |
|---------------|------|----------|----------|----------|----------|----------|----------|----------|
| 2015          | Was  | 1        | 0        | 5        | 5        | 0        | 0        | 2        |
| <b>Career</b> |      | <b>1</b> | <b>0</b> | <b>5</b> | <b>5</b> | <b>0</b> | <b>0</b> | <b>2</b> |

## CAREER HIGHS

**SINGLE-GAME**

|                         |   |
|-------------------------|---|
| <b>Total Tackles:</b>   | 5, twice, last at Philadelphia (12/11/16)   |
| <b>Solo Tackles:</b>    | 5, twice, last at Philadelphia (12/11/16)   |
| <b>Interceptions:</b>   | 1, twice, last at NY Giants (9/25/16)       |
| <b>Passes Defensed:</b> | 2, four times, last vs. Carolina (12/19/16) |



**45**

# JOSH EVANS

**S****6-0 // 210**  
**4th NFL Season // Florida****DOB: June 5, 1991 // Irvington (N.J.) H.S.**

## MILESTONES

NFL debut: 9/8/13 (vs. KC)... Redskins debut: 10/9/16 (at BAL)... First NFL start: 9/29/13 (vs. IND)... First FF: 10/4/15 (at IND, Frank Gore)... First FR: 11/9/14 (vs. DAL, Cole Beasley)

## TRANSACTIONS

Originally selected by the Jacksonville Jaguars in the sixth round (169th overall) of the 2013 NFL Draft... Waived by the Jaguars on September 3, 2016... Signed with the Washington Redskins on October 5, 2016... Released by the Redskins on October 28, 2016... Signed by the Redskins on December 28, 2016.

## YEAR-BY-YEAR

### 2016 (JAGUARS/REDSKINS)

Appeared in two games for Washington... Waived by the Jaguars during final cuts... Signed with the Redskins in Week 5... Made Redskins debut on special teams in a win at BAL (10/9)... Contributed on special teams in a win vs. PHI (10/16)... Inactive at DET (10/23)... Released on Oct. 28 but returned to the team two months later in Week 17... Inactive vs. NYG (1/1).

### 2015 (JAGUARS)

Saw action in 16 games with 12 starts... Totaled 52 tackles (36 solo), including two tackles for loss, two passes defensed, one forced fumble and one fumble recovery... Started at strong safety and recorded six tackles (five solo) at NE (9/27) before exiting the game with a knee injury... Made five tackles (two solo) and recorded his first career forced fumble at IND (10/4)... Started at free safety vs. HOU (10/18), making eight tackles (seven solo)... Started vs. BUF (10/25), making five tackles (five solo), and recording one fumble recovery in the fourth quarter and one pass defensed... Started vs. IND (12/13) and made four tackles (four solo), including a tackle for loss and one pass defensed... Started at HOU (1/3) and made seven tackles (four solo).

### 2014 (JAGUARS)

Played in all 16 games for the first time in his career and made 14 starts... Ranked third on the team with 90 tackles (62 solo) and tied for the team lead with two fumble recoveries... Started for Johnathan Cyprien (inactive/concussion) at WAS (9/14) and posted a career-high 14 tackles (eight solo) and one pass defensed... Ranked second on the club with seven tackles (six solo) at TEN (10/12)... Posted five tackles and his first career fumble recovery vs. DAL (11/9). Recovered a Cole Beasley fumble in the second quarter... Posted eight tackles and recovered a fumble in the second quarter at BAL (12/14).

### 2013 (JAGUARS)

Played in 15 games as a rookie with 11 starts... Tallied 54 tackles (43 solo) and one pass defensed... Made NFL debut and a team-high three special teams tackles vs. KC (9/8)... Made first career start vs. IND (9/29) and totaled five solo tackles and one pass defensed... Totaled a then-career-high nine tackles (eight solo) and did not miss a snap vs. SD (10/20).

## COLLEGE

Appeared in 47 games at Florida, making 24 starts at free safety... Totaled 154 tackles (101 solo), seven tackles for loss, five interceptions, four passes defensed, 3.5 sacks and one fumble recovery during his career as a Gator... Started all 13 games at free safety as a senior, leading the team in tackles with 79 and adding 2.5 sacks... Saw action in all 13 games as a junior in 2011, making eight starts and finishing the season with 51 tackles, fifth-most on the team... Appeared in all 13 games in 2010, starting the first three games of his career... Totaled six tackles, including four solo, as a true freshman in 2009... Also competed with the UF track team during the spring indoor season in 2010.

## PERSONAL

Attended Irvington (N.J.) H.S., where he primarily played quarterback and free safety... Also lettered in track. Helped lead team to the Group III Track co-state championship title while competing in hurdles, relay and high jump... Brother, James, played football and was a freshman All-American at the University at Buffalo... Majored in sociology... Born June 5, 1991.

## YEAR-BY-YEAR STATS

### DEFENSE

| Year          | Team | G         | GS        | Tack       | Solo       | Sack     | INT      | PD       |
|---------------|------|-----------|-----------|------------|------------|----------|----------|----------|
| 2013          | Jax  | 15        | 11        | 54         | 43         | 0        | 0        | 1        |
| 2014          | Jax  | 16        | 14        | 90         | 62         | 0        | 0        | 2        |
| 2015          | Jax  | 16        | 12        | 52         | 36         | 0        | 0        | 2        |
| 2016          | Was  | 2         | 0         | 0          | 0          | 0        | 0        | 0        |
| <b>Career</b> |      | <b>49</b> | <b>37</b> | <b>196</b> | <b>141</b> | <b>0</b> | <b>0</b> | <b>5</b> |

\*Tackle stats according to STATS, LLC

### ADDITIONAL

FF-FR: 0-2 in 2014, 1-1 in 2015



**54**

# MASON FOSTER

**LB****6-1 // 250**  
**6th NFL Season // Washington****DOB: March 1, 1989 // Seaside (Calif.) H.S.**

## MILESTONES

NFL debut: 9/11/11 (vs. DET)... First NFL start: 9/18/11 (at MIN)... Redskins debut: 10/4/15 (vs. PHI)... First sack: 9/18/11 (at MIN, Donovan McNabb)... First FF: 9/18/11 (at MIN, Adrian Peterson)... First INT: 12/11/11 (at JAX, Blaine Gabbert)... First INT TD: 9/15/13 (vs. NO, Drew Brees, 85 yards)

## TRANSACTIONS

Originally selected by the Tampa Bay Buccaneers in the third round (84th overall) of the 2011 NFL Draft... Signed with the Chicago Bears as an unrestricted free agent on March 25, 2015... Released by the Bears on September 5, 2015... Signed with the Washington Redskins on September 29, 2015... Re-signed with the Redskins on March 9, 2016.

## PRO

Initially joined the Redskins in Week 4 of the 2015 season... Enters 2016 previously appeared in 70 games with 59 starts... Compiled 375 tackles (264 solo), 12 passes defended, six sacks, five interceptions (two returned for touchdowns), three forced fumbles and three fumble recoveries in his first five NFL seasons with Tampa Bay (2011-14) and Washington (2015).

## YEAR-BY-YEAR

### 2016 (REDSKINS)

Appeared in all 16 games with 13 starts, compiling a career-high and team-leading 123 tackles (88 solo). Also contributed three passes defended, one forced fumble and a sack... Recorded a then-career-high and team-high 14 tackles (nine solo, two for loss) in a start vs. PIT (9/12)... Tied for team-high with 10 tackles (four solo) vs. DAL (9/18)... Posted five solo tackles in a win at NYG (9/25)... Notched five tackles (three solo) in a win vs. CLE (10/2)... Recorded seven solo tackles in a win at BAL (10/9)... Tallied five tackles (three solo) in a win vs. PHI (10/16)... Posted five tackles (two solo) and a pass defended at DET (10/23)... Recorded four tackles (three solo) and forced a fumble on special teams in a tie against CIN (10/30) in London... Recorded nine tackles (six solo) and a pass defended in a win vs. MIN (11/13)... Contributed defensively in a win vs. GB (11/20)... Added five tackles (three solo) at DAL (11/24)... Recorded four tackles (two solo) at ARI (12/4)... Posted 12 solo tackles (three for loss) and a sack in a win at PHI (12/11)... Tied for team lead with 13 tackles (seven solo) vs. CAR (12/19)... Led Redskins with eight tackles (seven solo) in a win at CHI (12/24)... Posted a career-high 17 tackles (15 solo) and a pass defended on fourth down vs. NYG (1/1). His 17 tackles were the most credited by the NFL to a member of the Redskins in a single game since Oct. 7, 2012 (20, London Fletcher).

### 2015 (BEARS/REDSKINS)

Spent the offseason with the Bears after signing with Chicago as an unrestricted free agent on March 25... Released by the Bears during final cuts... Signed with the Redskins in Week 4 and played in 13 regular season games (with five starts), posting 34 tackles (24 solo), a forced fumble and a fumble recovery. Also started one postseason contest... Made Redskins debut vs. PHI (10/4)... Contributed on special teams at ATL (10/11) and at NYJ (10/18)... Played on defense and special teams vs. TB (10/25) and at NE (11/8)... Regis-

tered an assisted tackle vs. NO (11/15) and at CAR (11/22)... Contributed on special teams vs. NYG (11/29)... Made first start as a member of the Redskins vs. DAL (12/7), tying for the team lead with seven tackles (four solo) and recording a forced fumble and a fumble recovery... Tied for team lead with six solo tackles in a win at CHI (12/13)... Made six tackles (three solo) in a win vs. BUF (12/20)... Recorded seven tackles (six solo) in a division-clinching win at PHI (12/26)... Posted five tackles (four solo) in regular season finale at DAL (1/3)... Compiled eight tackles (five solo, two for loss) in postseason debut in NFC Wild Card Round vs. GB (1/10).

### 2014 (BUCCANEERS)

Started all 10 games in which he appeared, recording 62 tackles (40 solo) and two passes defended... Opened season with nine tackles (five solo) vs. CAR (9/7)... Added two solo tackles vs. STL (9/14)... Missed Weeks 3-5 before recording eight tackles (five solo, one for loss) in his return vs. BAL (10/12)... Posted seven tackles (three solo) at CLE... Matched season high with nine tackles (six solo) vs. ATL (11/9)... Had five tackles (three solo) and a pass defended vs. WAS (11/16)... Recorded eight tackles (seven solo) at CHI (11/23)... Made six tackles (four solo) vs. CIN (11/30)... Did not play in Weeks 14-15 or Week 17... Had a solo tackle and an assisted tackle vs. GB (12/21).

### 2013 (BUCCANEERS)

Was one of 10 NFL players to have 90+ tackles, 2+ sacks and 3+ interceptions, and was one of two players in that group with two touchdowns... Tied for the NFL lead in interception return touchdowns (two). His 122 interception return yards were the sixth-most in the NFL and the second-most in a season by a Buccaneers linebacker, trailing only Derrick Brooks' 218 in 2002... Started at NYJ (9/8), recording eight tackles, including one for loss, a career-high two sacks and one forced fumble... Against NO (9/15), posted seven tackles, two passes defended and an interception of Drew Brees, which he returned 85 yards for his first career touchdown... Recorded eight tackles at NE (9/22)... Posted five tackles, including one for loss, and a pass defended vs. ARI (9/29)... Registered five tackles and a pass defended vs. PHI (10/13)... Notched four tackles at ATL (10/20)... Recorded five tackles vs. CAR (10/24)... Registered four tackles at SEA (11/3)... Collected six tackles (two for loss) vs. MIA (11/11)... Intercepted Matt Ryan and returned it 37 yards for a touchdown vs. ATL (11/17)... Missed first game of his career at DET (11/24)... Returned to action at CAR (12/1) and notched nine tackles... Led team with nine tackles and recorded one interception vs. BUF (12/8)... Collected seven tackles vs. SF (12/15)... Notched seven tackles, including two for loss, at STL (12/22)... Tallied three tackles and a pass defended at NO (12/29).

### 2012 (BUCCANEERS)

Started all 16 contests, ranking second on the team with a career-high 104 tackles... Added one interception, one pass defended, a career-high 13 tackles for loss and a fumble recovery... Recorded his first sack and fumble recovery of the season at MIN (10/25)... Registered another sack vs. SD (11/11).

### 2011 (BUCCANEERS)

Played in all 16 contests with 15 starts during rookie season, collecting 83 tackles, two sacks, one interception, five tackles for loss, two passes defended, one forced fumble and one fumble recovery... Made NFL debut vs. DET (9/11)... Recorded first career start a week later at MIN (9/18), posting

# 54 MASON FOSTER

his first career 10-tackle game including his first career sack and first career forced fumble. Finalist for Pepsi Rookie of the Week... Recorded a seven-yard sack among five tackles vs. ATL (9/25)... Recovered a fumble at SF (10/9)... Notched first career INT at JAX (12/11), picking off Blaine Gabbert.

## COLLEGE

Started 41-of-50 games at Washington from 2007-10, totaling 378 career tackles, including 241 solo tackles, 38.5 TFL, 10.5 sacks, 15 passes defended, eight forced fumbles, four fumble recoveries, one blocked kick, and four interceptions, including one for a touchdown... Served as a team captain in 2010, starting all 13 games. His 163 tackles in 2010 ranked first in the Pac-10 and second in the nation, and his career 378 tackles ranked eighth in school history... Named Defensive MVP of the 2010 Holiday Bowl win over Nebraska with 12 total tackles, including 3.0 tackles for loss and 2.0 sacks... Named first-team All-America by Scout.com and Rivals.com, in addition to being named first-team All-Pac-10 and Associated Press third-team honors his senior season... Set a school record and led the Pac-10 with six forced fumbles in 2009, the third-most in the nation... Named Huskies' Defensive MVP as a sophomore, after leading the Pac-10 in tackles per game (8.75) and earning Washington defensive player of the week honors four times... One of seven true freshmen to see action in 2007, playing in all 13 games and starting four... Invited to play in the 2011 Senior Bowl.

## PERSONAL

Attended Seaside (Calif.) H.S., where he played linebacker and quarterback and was named the Monterey County Player of the Year by the Monterey Herald... Named an All-Central Coast Section first-team linebacker by the San Jose Mercury News and was also an all-league first-teamer as a junior... Led Seaside to a 12-1 overall record, a 5-0 league record, a Monterey Bay league title and the CIF Central Coast Section small school championship in 2006... Was a first-team all-state honoree at linebacker... Completed 68-of-105 passes for 951 yards and 12 touchdowns, carried the ball 105 times for 657 yards and 11 touchdowns, notched one receiving touchdown and had 158 total tackles, eight sacks and five interceptions, two of which he returned for touchdowns that season. Also scored on kickoff returns of 95 and 97 yards... Ranked the No. 68 linebacker recruit in the country by Rivals... Majored in American ethnic studies... Son of William and Margarette Foster... Born March 1, 1989.

## COMMUNITY

In June 2013, participated in Tampa Bay's "Cut for a Cure" charity challenge, having his head shaved by pediatric cancer patients to support the Pediatric Cancer Foundation... Led students through football drills and promoted the importance of health and fitness for the opening of the BUCS CARE School Fitness Zone at Sulphur Springs Elementary in December 2012... Signed autographs and interacted with fans during the team's annual Kickoff Party, presented by Miller Lite, in September 2011... Joined Buccaneers teammates and more than 100 UnitedHealthcare employees to pack food boxes at Feeding America Tampa Bay in September 2011 and December 2012... Helped teach football drills and spoke on the importance of living a healthy lifestyle to South London school students in October 2011... Greeted fans at the International Series Fan Rally event at Trafalgar Square, London in October 2011... Distributed candy, signed autographs and played games with over 700 underprivileged children at Lowry Park Zoo for the Buccaneers' annual Halloween Celebration in October 2011... Visited patients at All Children's Hospital and sang Christmas carols to residents of Westminster Palms Retirement Home in December 2011.

## YEAR-BY-YEAR STATS

### DEFENSE

| Year          | Team | G         | GS        | Tack       | Solo       | Sack     | INT      | PD        |
|---------------|------|-----------|-----------|------------|------------|----------|----------|-----------|
| 2011          | TB   | 16        | 15        | 83         | 57         | 2        | 1        | 2         |
| 2012          | TB   | 16        | 16        | 104        | 80         | 2        | 1        | 1         |
| 2013          | TB   | 15        | 13        | 92         | 63         | 2        | 3        | 7         |
| 2014          | TB   | 10        | 10        | 62         | 40         | 0        | 0        | 2         |
| 2015          | Was  | 13        | 5         | 34         | 24         | 0        | 0        | 0         |
| 2016          | Was  | 16        | 13        | 123        | 88         | 1        | 0        | 3         |
| <b>Career</b> |      | <b>86</b> | <b>72</b> | <b>498</b> | <b>352</b> | <b>7</b> | <b>5</b> | <b>15</b> |

\*Tackle stats according to STATS, LLC

### ADDITIONAL

FF-FR: 1-1 in 2011, 0-1 in 2012, 1-0 in 2013, 1-1 in 2015, 1-0 in 2016  
INT TD: 2 in 2013

### POSTSEASON

| Year          | Team | G        | GS       | Tack     | Solo     | Sack     | INT      | PD       |
|---------------|------|----------|----------|----------|----------|----------|----------|----------|
| 2015          | Was  | 1        | 1        | 8        | 5        | 0        | 0        | 0        |
| <b>Career</b> |      | <b>1</b> | <b>1</b> | <b>8</b> | <b>5</b> | <b>0</b> | <b>0</b> | <b>0</b> |

## CAREER HIGHS

### SINGLE-GAME

**Total Tackles:** 17, vs. NY Giants (1/1/17)  
**Solo Tackles:** 15, vs. NY Giants (1/1/17)  
**Interceptions:** 1, five times, last vs. Buffalo (12/8/13)  
**Interception TD:** 1, twice, last vs. Atlanta (11/17/13)  
**Passes Defended:** 2, vs. New Orleans (9/15/13)  
**Forced Fumbles:** 1, four times, last at Cincinnati (10/30/16)  
**Fumble Recoveries:** 1, three times, last vs. Dallas (12/7/15)

**38**

# KENDALL FULLER

**CB**

5-11 // 196

Rookie // Virginia Tech

DOB: Feb. 13, 1995 // Our Lady of Good Counsel H.S. (Olney, Md.)

## MILESTONES

NFL debut: 10/2/16 (vs. CLE)... First NFL start: 10/2/16 (vs. CLE)

## TRANSACTIONS

Originally selected by the Washington Redskins in the third round (84th overall) of the 2016 NFL Draft.

## YEAR-BY-YEAR

### 2016 (REDSKINS)

Played in 13 games with six starts at the nickel spot in his rookie campaign. Compiled 40 tackles (32 solo) and two passes defended on the year... Inactive in Weeks 1-3... Made NFL debut in a win vs. CLE (10/2), adding eight tackles (seven solo). Became the fourth brother in his family (Vincent, Corey and Kyle) to appear in the NFL, helping the Fullers join the Browners - Ross, Jim, Joey and Keith - as only the second set of four brothers to all play in the NFL... Recorded three solo tackles and a pass defended in a win at BAL (10/9)... Posted three tackles (one solo) in a win vs. PHI (10/16)... Contributed on defense and special teams at DET (10/23)... Made seven tackles (all solo) in a tie against CIN (10/30) in London... Tallied five tackles (four solo) and a pass defended in a win vs. MIN (11/13)... Added three tackles (two solo) in a win vs. GB (11/20)... Tied for team lead with five tackles (all solo) at DAL (11/24)... Recorded three tackles (two solo) at ARI (12/4)... Contributed on special teams in a win at PHI (12/11)... Played on defense and special teams vs. CAR (12/19)... Posted two tackles (one solo) in a win at CHI (12/24)... Played on defense and special teams vs. NYG (1/1).

## COLLEGE

Played collegiately at Virginia Tech from 2013-15, starting 28 of the 29 games in which he appeared. Compiled 119 career tackles (73 solo, 8.0 for loss), 27 pass breakups, eight interceptions (one returned for a touchdown), two forced fumbles and two fumbles recovered... Limited by a knee injury to three games as a junior in 2015, posting seven tackles with one sack... Earned second-team All-American honors from the Football Writers Association of America and USA Today, among others, as a sophomore in 2014. Posted 54 tackles (32 solo, 4.5 for loss), two sacks and two interceptions in 13 games (all starts) and was a first-team All-ACC selection... Was named the ACC Defensive Rookie of the Year as a freshman in 2013 after posting 58 tackles (38 solo, 2.5 for loss), six interceptions, a forced fumble and one fumble recovery. Earned first-team freshman All-American selections from the FWAA, Sporting News, 247Sports and College Football News.

## PERSONAL

Attended Our Lady of Good Counsel in Olney, Md., where he was a Parade All-American and earned Gatorade Player of the Year honors for the state of Maryland... Selected to the U.S. Army All-American Game and was the U.S. Army All-American Defensive Player of the Year... Graduated high school as the No. 9 overall prospect in the country, the No. 2 cornerback in the nation and the No. 1 prospect in Maryland by Rivals.com... Named All-Met Offensive Player of the Year by the Washington Post, posting 44 receptions for 695 yards and seven touchdowns on offense, including three in the WCAC championship game against rival DeMatha. Posted three interceptions, eight pass breakups and 28 tackles, including a sack, on defense and was selected first-team All-WCAC... Was an All-Met selection at defensive back as a junior... Majored in finance... Son of Vincent Fuller and Nina Dorsey-Fuller... Has three older brothers, all of whom played - Vincent, Corey and Kyle - all of whom have played in the NFL. With Kendall's debut, the Fuller family joined the Browners - Ross, Jim, Joey and Keith - as the only set of four brothers to all play in the NFL... Born Feb. 13, 1995, in Baltimore, Md.

## YEAR-BY-YEAR STATS

### DEFENSE

| Year          | Team | G         | GS       | Tack      | Solo      | Sack     | INT      | PD       |
|---------------|------|-----------|----------|-----------|-----------|----------|----------|----------|
| 2016          | Was  | 13        | 6        | 40        | 32        | 0        | 0        | 2        |
| <b>Career</b> |      | <b>13</b> | <b>6</b> | <b>40</b> | <b>32</b> | <b>0</b> | <b>0</b> | <b>2</b> |

\*Tackle stats according to STATS, LLC

**88**

# PIERRE GARÇON

**WR****6-0 // 211****8th NFL Season // Mount Union****DOB: Aug. 8, 1986 // John I. Leonard H.S. (Greenacres, Fla.)**

## HONOR ROLL

Redskins Walter Payton Man of the Year (2016)  
 USA Today All-Joe Team (2013)  
 NFL Top 100 Players [No. 80 in 2013]

## MILESTONES

NFL debut: 9/14/08 (at MIN)... Redskins debut: 9/9/12 (at NO)... First reception: 11/9/08 (at PIT, 2 yards from Peyton Manning)... 500th career reception: 10/2/16 (vs. CLE, Kirk Cousins)... First receiving TD: 9/21/09 (at MIA, 48 yards from Peyton Manning)... First multi-TD game: 12/9/10 (at TEN, 2)... First 100-yard receiving game: 11/22/09 (at BAL, 108 yards)... First 150-yard receiving game: 12/4/11 (at NE, 150 yards)... First Super Bowl TD: 2/7/10 (SB XLIV, vs. NO, 19 yards from Peyton Manning)... First 150-yard receiving postseason game: 1/24/10 (vs. NYJ, 151 yards)... First FR TD: 9/30/12 (at TB)

## TRANSACTIONS

Originally selected by the Indianapolis Colts in the sixth round (No. 205 overall) of the 2008 NFL Draft... Signed with the Washington Redskins as an unrestricted free agent on March 13, 2012.

## PRO

Enters 2016 having played in 116 regular season games with 99 starts... Amassed 485 career receptions for 6,027 yards and 34 touchdowns through the conclusion of the 2015 season... Tenacious perimeter blocker who contributed to the Redskins' 6,564 rushing yards across the 2012-14 seasons, third-most in the NFL... In 2013, caught 113 passes to break Art Monk's team record for receptions in a season... Became one of the offense's key components in 2012, leading Washington with 633 receiving yards in only 10 games and going 9-1 in games in which he played... Has appeared in six postseason games, starting all six... Has 35 career postseason receptions for 483 yards with three touchdowns.

## YEAR-BY-YEAR

### 2016 (REDSKINS)

Started all 16 games for a second straight season and led the Redskins in receptions (79) and receiving yards (1,041) while adding three receiving touchdowns. It was his third season leading the team in receptions (2013, 2014 and 2016) and his third leading the team in receiving yards (2012, 2013, 2016)... Made 100th career regular season start vs. PIT (9/12), catching six passes for 51 yards... Caught two passes for 25 yards vs. DAL (9/18)... Gained 59 yards on a team-high-tying five receptions in a win at NYG (9/25)... Gained 39 yards on four receptions in a win vs. CLE (10/2). Reached 500 career receptions with his second catch of the game, joining Andre Johnson, Larry Fitzgerald, Jason Witten, Anquan Boldin, Steve Smith Sr., Brandon Marshall, Antonio Gates, Greg Olsen, Antonio Brown and Vincent Jackson as the only active players with 500 career receptions... Caught five passes for 56 yards, including a 21-yard touchdown, in a win at BAL (10/9)... Gained a season-high 77 yards on a team-high six receptions in a win vs. PHI (10/16)... Caught two passes for 22 yards at DET (10/23)... Recorded six receptions for 67 yards in a tie against CIN (10/30) in London...

Led Redskins with six receptions for 81 yards in a win vs. MIN (11/13)... Recorded a season-high 116 yards on six receptions with one touchdown in a win vs. GB (11/20). Recorded a 70-yard touchdown reception, becoming the 15th player in Redskins history to post 20 touchdown receptions with the team. The 70-yard touchdown pass was the Redskins' longest play from scrimmage this season was Garçon's longest since a 70-yard touchdown vs. Tennessee in Week 7 of the 2014 season. Helped the Redskins finish with two 100-yard receivers (Pierre Garçon and Jamison Crowder) and a 100-yard rusher (Robert Kelley) in a single game for the first time since Sept. 12, 1999 vs. Dallas (Michael Westbrook, Albert Connell and Stephen Davis)... Caught four passes for 43 yards at DAL (11/24)... Caught season-high seven passes for 78 yards at ARI (12/4)... Posted five receptions for 59 yards with a touchdown in a win at PHI (12/11). Passed Michael Westbrook (4,280) for 10th-most career receiving yards in team history... Tied for the team lead with seven receptions vs. CAR (12/19), gaining 78 yards. With his first reception of the game, tied Art Monk (four, 1988-91) for the most consecutive 65-catch seasons in team history. Marked his 100th consecutive regular season game with a reception... Gained 94 yards on four receptions in a win at CHI (12/24)... Caught four passes for a team-high 96 yards vs. NYG (1/1), reaching 1,000 receiving yards for the season in the process. Joined DeSean Jackson as the first Redskins duo of 1,000-yard receivers since 1999 (Albert Connell and Michael Westbrook). He and Jackson joined Gary Clark (five), Art Monk (five), Santana Moss (three), Henry Ellard (three), Ricky Sanders (two) and Bobby Mitchell (two) as the only players with multiple 1,000-yard receiving seasons in team history.

### 2015 (REDSKINS)

Appeared in all 16 games for a third consecutive season, starting all 16 regular season games and a postseason contest. Finished the year with 72 receptions for 777 yards and tied his career high with six receiving touchdowns... Opened the season with a team-high six receptions for 74 yards (12.0 avg.) vs. MIA (9/13)... Caught six passes for 23 yards and recorded his first receiving touchdown of the year vs. STL (9/20)... Caught five passes for 64 yards at NYG (9/24)... Caught seven passes for 55 yards including a game-winning four-yard touchdown reception from Kirk Cousins with 26 seconds remaining vs. PHI (10/4). The touchdown was the 30th of his career... Gained 51 yards on three receptions at ATL (10/11)... Caught five passes for 28 yards including a two-yard touchdown at NYJ (10/18)... Gained 55 yards on five receptions in the largest comeback win (24 points) in team history vs. TB (10/25)... Caught four passes for 70 yards at NE (11/8) and passed Roy Jefferson for 13th-most receiving yards in team history... Caught two passes for 10 yards in a win vs. NO (11/15)... Gained 43 yards on three receptions at CAR (11/22)... Caught three passes for 35 yards in a win vs. NYG (11/29). Moved past Hugh Taylor (272) into the Top 10 in career receptions in team history... Gained 54 yards on five receptions vs. DAL (12/7), moving past Michael Westbrook (277) for ninth-most receptions in team history during the game... Caught five passes for 52 yards in a win at CHI (12/13)... Gained 34 yards on three receptions including an 18-yard catch on third-and-16 to extend a drive he later finished with a five-yard touchdown catch in a win vs. BUF (12/20)... Caught seven passes for a season-high 80 yards with a touchdown in a division-clinching win at PHI (12/26), recording touchdowns in consecutive games for the first time since Weeks 6-7 of the 2014 season... Recorded three receptions for 49 yards with a touchdown in regular season

finale at DAL (1/3). Recorded a 39-yard touchdown reception, his sixth of the season, tying his career high set in 2010 and 2011. Recorded a receiving touchdown in three consecutive games for the first time since Weeks 12-14 of the 2012 season... Caught five passes for 70 yards in NFC Wild Card Round vs. GB (1/10).

#### 2014 (REDSKINS)

Played in all 16 games with 14 starts, compiling 752 receiving yards and three touchdowns on a team-high 68 receptions... Started at HOU (9/7) and posted 77 receiving yards while leading the team in receptions (10). Tied Alvin Garrett (9/5/83) and Joe Washington (9/6/81) for the most by a member of the Redskins in a season opener in records dating back to 1960... Started and caught one pass for 12 yards vs. JAX (9/14), concluding a franchise-record streak of 17 consecutive games with 5+ receptions... Started at PHI (9/21) and caught 11 passes for 138 yards and a touchdown to record the 14th 100-yard game of his career and his eighth with the Redskins. Matched career-high with 11 receptions. Combined with DeSean Jackson to become the first two Redskins receivers to accumulate 100 receiving yards in the same game for the first time since Laveranues Coles (180) and Rod Gardner (118) accomplished the feat at Atlanta on Sept. 13, 2003... Caught two passes for 28 yards vs. NYG (9/25)... Started and caught two passes for 23 yards vs. SEA (10/6)... Gained 31 yards on four receptions with a touchdown in a start at ARI (10/12)... Started vs. TEN (10/19) and recorded five receptions for 87 yards including a 70-yard touchdown from Colt McCoy. The 70-yard reception was his longest since an 88-yard touchdown reception in Week 1 of the 2012 season (at NO)... Caught four passes for 47 yards (11.8 avg.) in an overtime win at DAL (10/27)... Caught three passes for 15 yards in a start at MIN (11/2)... Started vs. TB (11/16), catching one pass for six yards... Started and caught three passes for 34 yards (11.3 avg.) at SF (11/23)... Started and recorded three receptions for nine yards at IND (11/30)... Started and caught nine passes for 95 yards (10.6 avg.) vs. STL (12/7), surpassing 400 career receptions with the performance... Caught four passes for 36 yards in a start at NYG (12/14)... Started and caught four passes for 61 yards including a 23-yarder on the team's late game-winning drive vs. PHI (12/20)... Played in his 100th career regular season game and gained 53 yards on two receptions in a start vs. DAL (12/28).

#### 2013 (REDSKINS)

Started at wide receiver vs. PHI (9/9) and caught a team-high seven passes for 64 yards (9.1 avg.)... Started and posted his ninth career 100-yard receiving game at GB (9/15), catching eight passes for 143 yards (17.9) and a touchdown... Started vs. DET (9/22) and caught a team-high eight passes for 73 yards (9.1 avg.) and also added a 10-yard rush in the first quarter... Started and posted a team-high six receptions for 59 yards (9.8 avg.) and a touchdown at OAK (9/29)... Started at DAL (10/13) and had game highs in receptions (six) and receiving yards (69)... Started and caught five passes for 58 yards (11.6 avg.) vs. CHI (10/20)... Started and registered seven receptions for 46 yards (6.6 avg.) at DEN (10/27)... Started vs. SD (11/3), recording a career-high 172 yards on seven receptions... Started at MIN (11/7) and recorded seven receptions for 119 yards and a touchdown. Surpassed 100 receiving yards in consecutive games for the first time since Weeks 4-5 of the 2011 season as a member of the Indianapolis Colts... Started and caught six passes for 68 yards at PHI (11/17)... Started and caught a game-high eight passes for 48 yards (6.0 avg.) vs. SF (11/25)... Started and tied his career high with nine receptions vs. NYG (12/1), gaining 61 yards and setting a new career high for receiving yards in a season... Started and gained 37 yards on five receptions (7.4 avg.) vs. KC (12/8)... Started vs. ATL (12/15),

catching seven passes for 129 yards including a 53-yard touchdown from Kirk Cousins... Started and caught a career-high 11 receptions, recording 144 receiving yards and a receiving touchdown vs. DAL (12/22). Broke Pro Football Hall of Famer Art Monk's team record for receptions in a single season (106 in 1984) and joined Monk as the only players in team history to record triple-digit catches in a season... Started and caught six passes for 56 yards (9.3 avg.) at NYG (12/29), becoming the third player in NFL history to record at least five receptions in every game of a season since the adoption of the 16-game schedule in 1978 (Jimmy Smith in 2001, Antonio Brown in 2013).

#### 2012 (REDSKINS)

Fought through injury the entire season, starting all 10 regular season games in which he played and leading the Redskins with 633 receiving yards... Finished the year with 44 receptions (14.4 avg.) and four receiving touchdowns... Made his Redskins debut at NO (9/9), and caught four passes for 109 yards (the seventh 100-yard game of his career) and a touchdown before leaving the game in the first half with an foot injury. Caught the first pass attempt (for no gain) and first touchdown (88 yards) in the career of Robert Griffin III. His 88-yard reception was the longest pass play by the Redskins since Ed Rubbert's 88-yard touchdown pass to Anthony Allen in a strike game vs. the St. Louis Cardinals on Oct. 4, 1987, a span of 397 regular season games... Inactive (foot) at STL (9/16) and vs. CIN (9/23)... Returned to action at TB (9/30), starting at wide receiver, catching one pass for 20 yards, and recovering a Robert Griffin III fumble in the end zone for a touchdown... Started and caught three passes for 24 yards (8.0 avg.) vs. ATL (10/7)... Inactive (foot) vs. MIN (10/14), at NYG (10/21), at PIT (10/28) and vs. CAR (11/4)... Returned to action as a starter in a win vs. PHI (11/18), catching three passes for five yards (1.7 avg.)... Started in a Thanksgiving Day win at DAL (11/22), catching four passes for 86 yards (21.5 avg.) and scoring on a 59-yard catch and run in the second quarter. He was originally credited with five catches before a scoring change credited him with one run for seven yards... Started in a win vs. NYG on Monday Night Football (12/3), finishing with a season-high eight receptions for 106 receiving yards with one touchdown. Marked the first time he had receiving touchdowns in consecutive games for the first time since Weeks 4-5 of the 2011 season as a member of the Colts... Started in a win vs. BAL (12/9) and had five receptions for 87 yards (17.4 avg.) including an 11-yard touchdown from Kirk Cousins in the final minute to help force overtime. The touchdown reception was the 20th of his career... Started and had a team-high six receptions for 65 yards (10.8 avg.) in a win at CLE (12/16)... Started and posted team highs in receptions (seven) and receiving yards (87) in a win at PHI (12/23)... Started and had team highs in receptions (three) and receiving yards (46) for a 15.3 average in a division-clinching win vs. DAL (12/30)... Started and led the Redskins in receptions (four) and receiving yards (50) in the NFC Wild Card Round vs. SEA (1/6).

#### 2011 (COLTS)

Played in 16 games, starting all 16... Caught a career-high 70 passes for a career-best 947 yards and tied a career high in touchdowns with six... Had three games of 100+ receiving yards (at TB, vs. KC and at NE). In each of those games, he also had two touchdown receptions... Caught a then-career-long 87-yard touchdown pass at TB (10/3).

#### 2010 (COLTS)

Started 14 games at wide receiver... Was inactive at DEN (9/26) and at JAX (10/3)... Set career-highs with 60 receptions for 784 yards and six touchdowns... Caught four passes for 103 yards and a score at WAS (10/17)... Caught seven passes for 78 yards vs. HOU (11/1)... Caught five passes for

62 yards at NE (11/21) and five passes for 72 yards vs. SD (11/28)... Caught eight passes for 56 yards and a touchdown and added an 11-yard rush vs. DAL (12/5)... Caught six passes for 93 yards and registered his first multi-touchdown game with two touchdowns at TEN (12/9)... Caught five passes for 44 yards vs. JAX (12/19) and three passes for 35 yards and a touchdown at OAK (12/26)... Caught seven passes for 78 yards and a touchdown vs. TEN (1/2)... Started in Wild Card Playoffs vs. NYJ (1/8), recording five receptions for 112 yards and a 57-yard touchdown.

#### 2009 (COLTS)

Started 13 of 14 games at wide receiver, opening games 2-14... Inactive vs. NYJ (12/27) and was active but did not play at BUF (1/3)... Finished season with 47 receptions for 765 yards and four receiving touchdowns... Gained 24 yards on three receptions in reserve role vs. JAX (9/13)... Caught game-winning 48-yard touchdown pass vs. MIA (9/21) in first career start... Gained 64 yards on three receptions, including a 53-yard touchdown at ARI (9/27). Also added a 17-yard rush... Caught three passes for 50 yards and a touchdown vs. NE (11/15)... Had a 66-yard reception among his six catches for 108 yards at BAL (11/22), his first career 100-yard game... Caught five passes for 63 yards and a touchdown at HOU (11/29)... Recorded six receptions for 136 yards vs. TEN (12/6)... Started three postseason games at wide receiver, compiling 21 receptions for 251 yards with two touchdowns... Caught five passes for 34 yards vs. BAL (1/16) in Divisional Playoffs and also forced a fumble after chasing down a defender on an interception return... Recorded 151 yards and a touchdown on 11 receptions vs. NYJ (1/24) in AFC Championship Game, posting the fourth 10-plus-reception game in franchise history (Raymond Berry, Joseph Addai, Reggie Wayne). Was the third-most receiving yards in team postseason history (221, Wayne; 178, Berry)... Caught five passes for 66 yards and a 19-yard touchdown vs. NO (2/7) in Super Bowl XLIV.

#### 2008 (COLTS)

Appeared in 14 games... Inactive vs. CHI (9/7) and vs. DET (12/14)... Caught four passes for 23 yards on the season, also contributing 21.6 yards per return on 22 kickoff returns... Also ranked third on team with 15 special teams tackles (12 solo)... Had season-high three special teams tackles in first NFL appearance at MIN (9/14)... Returned six kickoffs and average of 25.0 yards at TEN (10/27)... Recorded his first career reception for two yards at PIT (11/9)... Recorded two special teams tackles and posted a 32-yard kickoff return at JAX (12/18)... Caught three passes for 21 yards, returned a kickoff 22 yards and had one special teams tackle vs. TEN (12/28)... Inactive in Wild Card Playoffs at SD (1/3).

#### COLLEGE

Four-year player who saw action in 51 games at Norwich (Vt.) and Mount Union... Played one year at Norwich before transferring to Mount Union as sophomore... Was combined 246-4,380, 60 TDs receiving and 19-176, 4 TDs rushing... Also was 20-24.6, 1 TD KOR and 10-10.0 PR... 60 TD receptions rank 2nd in NCAA Division III history... Also became sixth player in Division III history to surpass 4,000+ yards receiving... Started 39 of 41 games in three seasons with Mount Union and led team to two national titles... Set school records with 202 receptions and 47 TD receptions... Ranked 2nd in school history with 3,363 receiving yards... Saw action in 14 games as senior... Was 67-955, 14 TDs receiving and 19-176, 4 TDs rushing... Was First-Team All-Ohio Athletic Conference choice and Ed Sherman Award winner as league's most outstanding receiver for second consecutive year... Was 7-119, 1 TD vs. Marietta and had two three-touchdown games... Appeared in 15 games as junior... was 67-1,212, 17 TDs receiving and 7-106, 2 TDs rushing... Also had 18-yard touchdown pass... Saw action in 12 games as sophomore... was 68-1,196, 16 TDs receiving and 10-24.1, 1 TD KOR... Was Second-Team All-OAC choice... Appeared in 10 games and was 44-1,017, 13 TDs as freshman at Norwich... Holds degree in communications.

#### PERSONAL

Attended John I. Leonard (Greenacres, Fla.) H.S.... Earned two letters in football, while also competing in track and soccer... In 2014, invested and became a partner for Ashburn's SpinFire Pizza, which offers made-to-order individual pizzas and salads... Full name is Pierre Andre Garçon... Born in Carmel, N.Y... Is the son of two Haitian emigrants and identifies himself as Haitian-American... Born Aug. 8, 1986.

#### COMMUNITY

Founded the Pierre Garçon Helping Hands Foundation to provide resources for Haitians affected by the January 2010 earthquake. Flew to Haiti on mission trips and worked with three other charitable organizations to assist the region... In Spring 2016, awarded \$10,000 in scholarships to students at his alma mater, John I. Leonard H.S. in Florida... Since 2013, has annually hosted charity events that have raised a combined total of more than \$300,000 for the Boys & Girls Clubs of Greater Washington... In 2014, participated in the 136th annual White House Easter Egg Roll, attended the Power Up to Read Celebration at Oaklands Elementary School in Laurel, Md and was a presenter at the Cinderella Ball for D.C.-area students with life-threatening illnesses or disabilities... Helped with the Smashing Walnuts Foundation fundraiser honoring the memory of Gabriella Miller in 2013... Helped Russell Athletic donate new football jerseys to Theodore Roosevelt H.S. in Washington, D.C., Thomas Jefferson H.S. in Virginia and Springbrook H.S. in Maryland.



## YEAR-BY-YEAR STATS

## RECEIVING

| Year          | Team | GP         | GS         | Rec        | Yds         | Avg         | Lg         | TD        |
|---------------|------|------------|------------|------------|-------------|-------------|------------|-----------|
| 2008          | Ind  | 14         | 0          | 4          | 23          | 5.8         | 12         | 0         |
| 2009          | Ind  | 14         | 13         | 47         | 765         | 16.3        | 66         | 4         |
| 2010          | Ind  | 14         | 14         | 67         | 784         | 11.7        | 57t        | 6         |
| 2011          | Ind  | 16         | 16         | 70         | 947         | 13.5        | 87t        | 6         |
| 2012          | Was  | 10         | 10         | 44         | 633         | 14.4        | 88t        | 4         |
| 2013          | Was  | 16         | 16         | 113        | 1346        | 11.9        | 53t        | 5         |
| 2014          | Was  | 16         | 14         | 68         | 752         | 11.1        | 70t        | 3         |
| 2015          | Was  | 16         | 16         | 72         | 777         | 10.8        | 39t        | 6         |
| 2016          | Was  | 16         | 16         | 79         | 1041        | 13.2        | 70t        | 3         |
| <b>Career</b> |      | <b>132</b> | <b>115</b> | <b>564</b> | <b>7068</b> | <b>12.5</b> | <b>88t</b> | <b>37</b> |

## RUSHING

| Year          | Team | GP         | GS         | Att       | Yds       | Avg      | Lg        | TD       |
|---------------|------|------------|------------|-----------|-----------|----------|-----------|----------|
| 2008          | Ind  | 14         | 0          | 0         | 0         | -        | -         | 0        |
| 2009          | Ind  | 14         | 13         | 2         | 10        | 5        | 17        | 0        |
| 2010          | Ind  | 14         | 14         | 2         | 6         | 3        | 11        | 0        |
| 2011          | Ind  | 16         | 16         | 4         | 28        | 7        | 18        | 0        |
| 2012          | Was  | 10         | 10         | 2         | 9         | 4.5      | 7         | 0        |
| 2013          | Was  | 16         | 16         | 2         | 19        | 9.5      | 10        | 0        |
| 2014          | Was  | 16         | 14         | 0         | 0         | 0        | 0         | 0        |
| 2015          | Was  | 16         | 16         | 0         | 0         | 0        | 0         | 0        |
| 2016          | Was  | 16         | 16         | 0         | 0         | 0        | 0         | 0        |
| <b>Career</b> |      | <b>132</b> | <b>115</b> | <b>12</b> | <b>72</b> | <b>6</b> | <b>18</b> | <b>0</b> |

## PUNT RETURN

| Year          | Team | PR        | Yds       | Avg        | Lg        | TD       |
|---------------|------|-----------|-----------|------------|-----------|----------|
| 2008          | Ind  | 1         | 5         | 5          | 5         | 0        |
| 2011          | Ind  | 16        | 44        | 2.8        | 20        | 0        |
| <b>Career</b> |      | <b>17</b> | <b>49</b> | <b>2.9</b> | <b>20</b> | <b>0</b> |

## KICK RETURN

| Year          | Team | KR        | Yds        | Avg         | Lg        | TD       |
|---------------|------|-----------|------------|-------------|-----------|----------|
| 2008          | Ind  | 22        | 475        | 21.6        | 39        | 0        |
| 2011          | Ind  | 0         | 0          | -           | -         | 0        |
| <b>Career</b> |      | <b>22</b> | <b>475</b> | <b>21.6</b> | <b>39</b> | <b>0</b> |

## ADDITIONAL

Fumbles-Lost: 1-0 in 2009, 2-2 in 2011, 1-1 in 2013  
FR TD: 1 in 2012 (09/30/12 at TB)

## POSTSEASON STATS

## RECEIVING

| Year          | Team | GP       | GS       | Rec       | Yds        | Avg         | Lg         | TD       |
|---------------|------|----------|----------|-----------|------------|-------------|------------|----------|
| 2009          | Ind  | 3        | 3        | 21        | 251        | 12.0        | 36t        | 2        |
| 2010          | Ind  | 1        | 1        | 5         | 112        | 22.4        | 57t        | 1        |
| 2012          | Was  | 1        | 1        | 4         | 50         | 12.5        | 30         | 0        |
| 2015          | Was  | 1        | 1        | 5         | 70         | 14.0        | 21         | 0        |
| <b>Career</b> |      | <b>6</b> | <b>6</b> | <b>35</b> | <b>483</b> | <b>13.8</b> | <b>57t</b> | <b>3</b> |

## CAREER HIGHS

## SINGLE-GAME

|                          |   |
|--------------------------|---|
| <b>Receptions:</b>       | 11, twice, last at Philadelphia (9/21/14) |
| <b>Receiving Yards:</b>  | 172, vs. San Diego (11/3/13)              |
| <b>Long [Receiving]:</b> | 88t, at New Orleans (9/9/12)              |
| <b>Receiving TD:</b>     | 2, four times, last at TEN (12/9/10)      |
| <b>Carries:</b>          | 2, vs. Carolina (11/27/11)                |
| <b>Rushing Yards:</b>    | 18, at Jacksonville (11/13/11)            |
| <b>Long [Rushing]:</b>   | 18, at Jacksonville (11/13/11)            |



**14**

# RYAN GRANT

**WR****6-0 // 201**  
**3rd NFL Season // Tulane****DOB: Dec. 19, 1990 // West Brook H.S. (Beaumont, Texas)**

## MILESTONES

NFL debut: 9/7/14 [at HOU]... First NFL start: 10/27/14 [at DAL]... First reception: 9/14/14 [vs. JAX, 3 yards from Kirk Cousins]... First receiving TD: 10/25/15 [vs. TB, 3 yards from Kirk Cousins]

## TRANSACTIONS

Originally selected by the Washington Redskins in the fifth round (142nd overall) of the 2014 NFL Draft.

## PRO

Enters his third NFL season in 2016 having previously recorded 30 receptions for 336 yards with two receiving touchdowns in 32 games across the 2014-15 seasons.

## YEAR-BY-YEAR

### 2016 (REDSKINS)

Played all 16 games for a third straight year, making one start and catching nine passes for 76 yards on the year... Contributed on offense and special teams vs. PIT (9/12)... Caught a five-yard pass vs. DAL (9/18)... Played on offense and special teams in wins at NYG (9/25), vs. CLE (10/2), at BAL (10/9) and vs. PHI (10/16)... Caught one pass for five yards at DET (10/23)... Recorded a 17-yard reception in a tie against CIN (10/30) in London... Played on offense and special teams in a win vs. MIN (11/13)... Caught a four-yard pass in a win vs. GB (11/20)... Contributed on offense and special teams at DAL (11/24)... Caught two passes for 20 yards at ARI (12/4)... Played on offense and special teams in a win at PHI (12/11)... Played on offense and special teams vs. CAR (12/19)... Caught three passes for 25 yards in a win at CHI (12/24)... Contributed on offense and special teams vs. NYG (1/1).

### 2015 (REDSKINS)

Posted career highs with 23 receptions for 268 yards with two touchdowns while appearing in all 16 regular season games (with a career-high five starts) and one postseason contest... Caught one pass for 15 yards in season opener vs. MIA (9/13)... Recorded three receptions for 45 yards in a start vs. STL (9/20), including a career-long 35-yarder... Gained nine yards on two receptions at NYG (9/24)... Posted five receptions for 45 yards in a start vs. PHI (10/4)... Caught one pass for four yards at ATL (10/11)... Gained 22 yards on two receptions at NYJ (10/18)... Caught three passes for 54 yards including the first touchdown of his career in the largest comeback win (24 points) in team history vs. TB (10/25)... Played on offense and special teams at NE (11/8), vs. NO (11/15) and at CAR (11/22)... Recorded a 19-yard reception in a win vs. NYG (11/29)... Played on offense and special teams vs. DAL (12/7) and at CHI (12/13)... Added a 13-yard catch in a win vs. BUF (12/20)... Recorded a 24-yard reception in a division-clinching win at PHI (12/26)... Caught three passes for 18 yards with a touchdown in regular season finale at DAL (1/3)... Contributed on offense and special teams in NFC Wild Card Round vs. GB (1/10).

### 2014 (REDSKINS)

Played in all 16 games as a rookie with two starts, catching seven passes for 68 yards on the year... Made NFL debut on offense and special teams at HOU (9/7)... Caught five passes for 57 yards vs. JAX (9/14)... Contributed on offense and special teams at PHI (9/21), vs. NYG (9/25), vs. SEA (10/6) and at ARI (10/12)... Saw action on offense vs. TEN (10/19)... Made first NFL start at DAL (10/27)... Played on offense and special teams at MIN (11/2) and vs. TB (11/16)... Started in a four-receiver set at SF (11/23)... Played on offense and special teams at IND (11/30)... Caught one pass for four yards vs. STL (12/7)... Contributed on offense and special teams at NYG (12/14) and vs. PHI (12/20)... Caught one pass for seven yards vs. DAL (12/28).

## COLLEGE

Played at Tulane from 2009-13, starting 31 of the 47 games in which he appeared and finishing his career with 196 receptions for 2,769 yards and 21 touchdowns. His receptions and yardage figures finished fifth in school history... As a senior in 2013, led the Green Wave for the second consecutive year with 77 receptions for 1,039 yards and nine touchdowns in 13 games with 12 starts... Earned All-Conference USA honors from the league's coaches as a junior in 2012, starting all 12 games and recording 76 passes for 1,149 yards and six touchdowns. Led C-USA in receiving yards per game (95.8) that season... Redshirted in 2011 with a sports hernia... Started six of 12 games played in 2010, compiling 515 receiving yards with four touchdowns on 33 receptions... Played in nine games as a true freshman in 2009 and caught nine passes for 39 yards.

## PERSONAL

Attended West Brook H.S. in Beaumont, Texas, where he lettered three times and helped the Bruins to a combined 27-8 record during his career... Won a District 21-5A title as a senior and advanced to the state playoffs all three seasons... Named first-team all-district as a senior after catching 42 passes for 717 yards and seven touchdowns... Named a two-star recruit by Rivals.com and Scout.com... Majored in business management and minored in marketing... Distributed hats and coats as part of the Share the Warmth event presented by Macy's and distributed sporting goods and toys to youth at D.C.'s Johnson Middle School in 2015... Visited hematology patients at a Washington, D.C. Ronald McDonald House and also stressed the importance of staying on the right path on a panel at the Fairfax Juvenile Detention Center in 2014... Son of Greta Roberts and Reginald Grant... Full name: Ryan Joseph Grant... Born Dec. 19, 1990 in Beaumont, Texas.

## YEAR-BY-YEAR STATS

## RECEIVING

| Year          | Team | GP        | GS       | Rec       | Yds        | Avg         | Lg        | TD       |
|---------------|------|-----------|----------|-----------|------------|-------------|-----------|----------|
| 2014          | Was  | 16        | 2        | 7         | 68         | 9.7         | 21        | 0        |
| 2015          | Was  | 16        | 5        | 23        | 268        | 11.7        | 35        | 2        |
| 2016          | Was  | 16        | 1        | 9         | 76         | 8.4         | 17        | 0        |
| <b>Career</b> |      | <b>48</b> | <b>8</b> | <b>39</b> | <b>412</b> | <b>10.6</b> | <b>35</b> | <b>2</b> |

## POSTSEASON

| Year          | Team | GP       | GS       | Rec      | Yds      | Avg      | Lg       | TD       |
|---------------|------|----------|----------|----------|----------|----------|----------|----------|
| 2015          | Was  | 1        | 0        | 0        | 0        | 0        | 0        | 0        |
| <b>Career</b> |      | <b>1</b> | <b>0</b> | <b>0</b> | <b>0</b> | <b>0</b> | <b>0</b> | <b>0</b> |

## CAREER HIGHS

## SINGLE-GAME

|                          |   |
|--------------------------|---|
| <b>Receptions:</b>       | 5, twice, last vs. Philadelphia (10/4/15) |
| <b>Receiving Yards:</b>  | 57, vs. Jacksonville (9/14/14)            |
| <b>Long [Receiving]:</b> | 35, vs. St. Louis (9/20/15)               |
| <b>Receiving TD:</b>     | 1, twice, last at Dallas (1/3/15)         |

**13**

# MAURICE HARRIS

**WR****6-3 // 200****Rookie // California****DOB: Nov. 11, 1992 // Northern Guilford H.S. (Greensboro, N.C.)**

## MILESTONES

NFL debut: 10/23/16 (at DET)... First reception: 11/13/16 (vs. MIN, eight yards from Kirk Cousins)

## TRANSACTIONS

Originally entered the NFL with the Washington Redskins as a college free agent on May 6, 2016... Waived on September 3, 2016... Signed to the Redskins' practice squad on September 4, 2016... Signed to Redskins' active roster on October 21, 2016.

## YEAR-BY-YEAR

### 2016 (REDSKINS)

Caught eight passes for 66 yards in 10 games in his rookie season... Spent the first six weeks on the team's practice squad... Signed to active roster in Week 7... Made NFL debut at DET (10/23)... Played on offense and special teams in a tie against CIN (10/30) in London... Caught three passes for 28 yards in a win vs. MIN (11/13)... Recorded a 14-yard third-down conversion in a win vs. GB (11/20)... Gained 11 yards on two receptions at DAL (11/24)... Caught a pass for a two-yard loss at ARI (12/4)... Contributed on offense and special teams in a win at PHI (12/11)... Played on offense and special teams vs. CAR (12/19) and in a win at CHI (12/24)... Caught one pass for 15 yards vs. NYG (1/1).

## COLLEGE

Played collegiately at Cal from 2012-15, appearing in 46 career games with 14 starts and catching 81 career passes for 1,009 yards with 10 touchdowns... Posted career highs of 40 receptions, 558 receiving yards and six touchdown catches as a senior, playing in all 13 games with seven starts in 2015... Played in 12 games with six starts as a junior in 2014, totaling 25 receptions, 252 receiving yards and two touchdown receptions... Appeared in 10 games including his first career start at UCLA in 2013, and finished the season with seven receptions and 100 receiving yards... Played in seven games as a redshirt freshman in 2012... Redshirted in 2011.

## PERSONAL

Attended Northern Guilford H.S. in Greensboro, N.C., where he played wide receiver and cornerback during an all-state and SuperPrep all-regional campaign as a senior... Led the 3-A Mid-State League in receiving (54 receptions for 1,104 yards receiving with 12 touchdowns) and interceptions (10) to earn Prepstar and SuperPrep all-region honors... Was a A four-star recruit according to ESPN while garnering three stars from both Rivals and Scout... Majored in African American studies... Son of Lynell Harris and Carmen Maynard. Cousin of NFL receiver Keenan Allen... Born Nov. 11, 1992.

## YEAR-BY-YEAR STATS

### RECEIVING

| Year          | Team | GP        | GS       | Rec      | Yds       | Avg        | Lg        | TD       |
|---------------|------|-----------|----------|----------|-----------|------------|-----------|----------|
| 2016          | Was  | 10        | 0        | 8        | 66        | 8.3        | 15        | 0        |
| <b>Career</b> |      | <b>10</b> | <b>0</b> | <b>8</b> | <b>66</b> | <b>8.3</b> | <b>15</b> | <b>0</b> |

### ADDITIONAL

Fumbles-Lost: 1-0 in 2016

### KICK RETURN

| Year          | Team | KR       | Yds       | Avg         | Lg        | TD       |
|---------------|------|----------|-----------|-------------|-----------|----------|
| 2016          | Was  | 3        | 47        | 15.7        | 26        | 0        |
| <b>Career</b> |      | <b>3</b> | <b>47</b> | <b>15.7</b> | <b>26</b> | <b>0</b> |

**90**

# ZIGGY HOOD

**DE****6-3 // 305****8th NFL Season // Missouri****DOB: Feb. 16, 1987 // Palo Duro H.S. (Amarillo, Texas)**

## MILESTONES

NFL debut: 9/10/09 (vs. TEN)... First NFL start: 10/31/10 (at NO)... Redskins debut: 9/12/16 (vs. PIT)... First sack: 12/27/09 (vs. BAL, Joe Flacco)... First FF: 10/2/16 (vs. CLE, Duke Johnson Jr.)... First FR: 12/27/09 (vs. BAL, Joe Flacco)... First postseason sack: 1/15/11 (vs. BAL, Joe Flacco)... First Super Bowl sack: 2/6/11 (vs. GB, Aaron Rodgers)

## TRANSACTIONS

Originally selected by the Pittsburgh Steelers in the first round (32nd overall) of the 2009 NFL Draft... Signed with the Jacksonville Jaguars as an unrestricted free agent on March 13, 2014... Released by the Jaguars on October 20, 2015... Signed with the Chicago Bears on October 22, 2015... Waived by the Bears on December 15, 2015... Signed with the Washington Redskins on February 3, 2016.

## PRO

Joined the Redskins in the 2016 offseason having previously appeared in 98 career regular season games with 46 starts across the 2009-15 seasons... Enters 2016 having previously been credited by STATS, LLC with 164 tackles (107 solo), 12.5 sacks, seven passes defended and five fumble recoveries... Started all 16 regular season games on Pittsburgh's AFC title-winning team in 2010, earning a berth in Super Bowl XLV.

## YEAR-BY-YEAR

### 2016 (REDSKINS)

Played in all 16 games with 14 starts, adding 33 tackles (17 solo), a sack and a forced fumble on the year... Made two tackles (one solo) in his Redskins debut vs. PIT (9/12)... Recorded a solo tackle vs. DAL (9/18) in his 100th career regular season game... Added two assisted tackles in a win at NYG (9/25)... Posted a solo tackle and his first career forced fumble in a win vs. CLE (10/2)... Made two tackles (one solo) including his first sack as a member of the Redskins in a win at BAL (10/9)... Added a tackle and a pass defended in a win vs. PHI (10/16)... Tallied two tackles (one solo) at DET (10/23)... Posted two tackles (one solo) in a tie against CIN (10/30) in London... Recorded two tackles (one solo) in a win vs. MIN (11/13)... Added a solo tackle in a win vs. GB (11/20)... Contributed two tackles (one solo) at DAL (11/24)... Recorded five solo tackles and a pass defended at ARI (12/4)... Posted four tackles (two solo) in a win at PHI (12/11)... Added two tackles vs. CAR (12/19)... Contributed an assisted tackle in a win at CHI (12/24)... Tallied three tackles (one solo) and a pass defended vs. NYG (1/1).

### 2015 (JAGUARS/BEARS)

Spent the offseason with the Jaguars and was placed on Reserve/Injured on Sept. 5... Passed physical and was released off of Reserve/Injured on Oct. 20... Joined the Bears prior to Week 7... Active but did not play vs. MIN (11/1)... Inactive at SD (11/9), at STL (11/15) and vs. DEN (11/22)... Made Bears debut vs. GB (11/26) and played vs. SF (12/6)... Inactive vs. WAS (12/13).

### 2014 (JAGUARS)

Played in all 16 games, contributing 24 tackles (17 solo, two for loss) and a sack... Also recovered a Nick Foles fumble in his Jaguars debut at PHI (9/7)... Recorded a sack of Titans quarterback Charlie Whitehurst at TEN (10/12)... Posted season highs with three tackles at IND (11/23), vs. HOU (12/7) and at HOU (12/28).

### 2013 (STEELERS)

Played in all 16 games with seven starts... Totaled 40 tackles (27 solo), 3.0 sacks, one pass defended and one fumble recovery... Made six tackles vs. TEN (9/8)... Contributed four tackles at CIN (9/16)... Registered first sack of the season at NYJ (10/13) when he took down Geno Smith for a two-yard loss... Started at defensive end vs. DET (11/17) and sacked Matthew Stafford for a seven-yard loss... Started at defensive end vs. CIN (12/15) and posted his third sack of the season on an eight-yard takedown of Andy Dalton.

### 2012 (STEELERS)

Started at defensive end in all 16 games... Matched career high with three sacks and 40 tackles. Tied for the team lead with two fumble recoveries... Had a career-high two passes defended at CIN (10/21)... Blocked a PAT vs. WAS (10/28)... Sacked Joe Flacco at BAL (12/2)... Had a career-high nine tackles, including a sack of Philip Rivers vs. SD (12/9).

### 2011 (STEELERS)

Played in all 16 regular season games, starting 14 at defensive end... Totaled 36 tackles, 1.5 sacks, 20 quarterback pressures and one pass defended... Started the lone postseason contest and added two tackles and one quarterback pressure... Registered three tackles and one pressure at CIN (11/13)... Posted a season-high five tackles vs. CIN (12/4)... Tied season-high with five tackles at SF (12/19)... Started at defensive end and had two tackles and in AFC Wild Card game at DEN (1/8).

### 2010 (STEELERS)

Played in all 16 regular season games with nine starts... Totaled 20 tackles, three sacks, 18 quarterback pressures and two passes defended... Started all three postseason contests, including Super Bowl XLV... Made his first career start at defensive end and the first of nine consecutive starts in place of injured Aaron Smith at NO (10/31), recording two tackles... Posted a six-yard sack on the Ravens' first drive of the game at BAL (12/5), his first of the season and second of his career... Recorded a seven-yard sack in the fourth quarter vs. CAR (12/23), his second sack of the season... Played in his first postseason contest in AFC Divisional Round vs. BAL (1/15), starting at defensive end and recording five tackles including his first postseason sack... Started at defensive end and notched four tackles in AFC Championship vs. NYJ (1/23)... Saw significant action but did not start in Super Bowl XLV vs. GB (2/6) as the Steelers opened the game in nickel. Recorded a four-yard sack of Aaron Rodgers.

### 2009 (STEELERS)

Played in all 16 games as a reserve defensive end and saw action on special teams as a rookie... Totaled seven tackles, including one sack, and added one fumble recovery... Made his NFL debut vs. TEN (9/10)... Made his first career tackle vs. CIN (11/15)... Registered a season-high three tackles (two solo) vs. OAK (12/6)... Posted the first sack of his career and recovered a fumble vs. BAL (12/27).

## COLLEGE

Played collegiately at Missouri, where he started 35 (including the final 31) of the 50 games in which he played... Finished career with 170 tackles (98 solos), 15.5 sacks, 22.5 tackles for loss and 22 quarterback pressures. Also forced five fumbles and had three fumble recoveries... Was named team captain en route to a first-team All-Big 12 selection in 2008. Eamed Mizzou Defensive Lineman of the Year honors after starting all 14 games and posting a career-high 62 tackles (31 solo) while finishing second on the team with five sacks... Was an honorable mention All-Big 12 selection in 2007 after totaling 49 tackles, 5.0 sacks, eight tackles for loss and forcing three fumbles... Played in 10 games as a sophomore in 2006, making seven starts after missing action due to a broken foot... Saw action in all 12 games in 2005 and totaled 23 tackles, including 1.5 sacks and 2.5 tackles for loss.

## PERSONAL

Attended Palo Duro H.S. in Amarillo, Texas, where he was named 3-4A Defensive Player of the Year after making 93 tackles, including 13.0 sacks, and scoring three defensive touchdowns as a senior... Earned All-District honors his junior and senior seasons... As a junior, made 76 tackles, including 5.0 sacks and returned an interception for a touchdown... Also threw the shot put and discus for the school's track team... Majored in biology... Son of Mary Payne and Charles Hood... Legal first name is Evander. Received the nickname "Ziggy" from his grandmother when he was a child... Born Feb. 16, 1987.

## YEAR-BY-YEAR STATS

### DEFENSE

| Year          | Team | G          | GS        | Tack       | Solo       | Sack        | PD        | FF       | FR       |
|---------------|------|------------|-----------|------------|------------|-------------|-----------|----------|----------|
| 2009          | Pit  | 16         | 0         | 8          | 5          | 1           | 2         | 0        | 1        |
| 2010          | Pit  | 16         | 9         | 20         | 15         | 3           | 1         | 0        | 0        |
| 2011          | Pit  | 16         | 14        | 31         | 19         | 1.5         | 1         | 0        | 0        |
| 2012          | Pit  | 16         | 16        | 42         | 25         | 3           | 3         | 0        | 2        |
| 2013          | Pit  | 16         | 7         | 39         | 26         | 3           | 0         | 0        | 1        |
| 2014          | Jax  | 16         | 0         | 24         | 17         | 1           | 0         | 0        | 1        |
| 2015          | Chi  | 2          | 0         | 0          | 0          | 0           | 0         | 0        | 0        |
| 2016          | Was  | 16         | 14        | 33         | 17         | 1           | 3         | 1        | 0        |
| <b>Career</b> |      | <b>114</b> | <b>60</b> | <b>197</b> | <b>124</b> | <b>13.5</b> | <b>10</b> | <b>1</b> | <b>5</b> |

\*Tackle stats according to STATS, LLC

### POSTSEASON

| Year          | Team | G        | GS       | Tack      | Solo      | Sack     | PD       | FF       | FR       |
|---------------|------|----------|----------|-----------|-----------|----------|----------|----------|----------|
| 2010          | Pit  | 3        | 2        | 10        | 8         | 2        | 0        | 0        | 0        |
| 2011          | Pit  | 1        | 1        | 4         | 4         | 0        | 0        | 0        | 0        |
| <b>Career</b> |      | <b>4</b> | <b>3</b> | <b>14</b> | <b>12</b> | <b>2</b> | <b>0</b> | <b>0</b> | <b>0</b> |

## CAREER HIGHS

### SINGLE-GAME

|                           |  |
|---------------------------|--|
| <b>Total Tackles:</b>     | 8, last vs. San Diego (12/9/12)              |
| <b>Solo Tackles:</b>      | 5, three times, last vs. Arizona (12/4/16)   |
| <b>Sacks:</b>             | 1, many times, last at Baltimore (10/9/16)   |
| <b>Forced Fumbles:</b>    | 1, vs. Cleveland (10/2/16)                   |
| <b>Fumbles Recovered:</b> | 1, five times, last at Philadelphia (9/7/14) |

**3**

# DUSTIN HOPKINS

**K****6-2 // 206****3rd NFL Season // Florida State****DOB: Oct. 1, 1990 // Clear Lake H.S. (Houston, Texas)**

## MILESTONES

NFL debut: 9/20/15 (vs. STL)... Redskins debut: 9/20/15 (vs. STL)... First FG: 9/20/15 (vs. STL, 46 yards).

## TRANSACTIONS

Originally selected by the Buffalo Bills in the sixth round (177th overall) of the 2013 NFL Draft... Waived by the Bills on August 25, 2014... Signed to the New Orleans Saints' practice squad on December 17, 2014... Waived by the Saints on September 5, 2015... Signed with the Washington Redskins on September 14, 2015.

## YEAR-BY-YEAR

### 2016 (REDSKINS)

Converted 34-of-42 field goal attempts (81.0 percent) and 36-of-39 PATs for 138 points in 16 games. His 34 field goals broke Mark Moseley's 1983 team record (33)... Named the NFC's Special Teams Player of the Month for September after opening the season 11-for-11 on field goal attempts, becoming the first Redskins kicker to earn the honor. His 11 field goals were the most through the first three games in team history... Converted 3-of-3 field goal attempts and his lone PAT vs. PIT (9/12)... Added another 3-for-3 performance on field goals vs. DAL (9/18)... Tied a team record by converting a career-high five field goals on five attempts in a win at NYG (9/25), earning his first career NFC Special Teams Player of the Week honor... Made a 49-yard field goal and four PATs in a win vs. CLE (10/2). Extended career-long streak of consecutive regular season field goals to 16, dating back to 2015... Had his streak of consecutive field goal attempts end at 16 in a win at BAL (10/9) when his 56-yard attempt into 30 mph wind gusts fell short... Went 2-for-2 on field goal attempts including a 50-yarder in a win vs. PHI (10/16)... Went 1-for-2 on field goals at DET (10/23)... Helped force overtime with a 40-yard field goal in the fourth quarter but finished 2-for-4 on field goals in a tie against CIN (10/30) in London... Converted 4-of-4 field goal attempts and 2-of-2 PATs in a win vs. MIN (11/13). In the process, became the 29th player in team history to record 200 career points with the Redskins. Passed Scott Blanton (44) for 10th-most career field goals in franchise history... Made a 37-yard field goal and was 3-for-4 on PATs in exceedingly windy conditions in a win vs. GB (11/20)... Went 2-for-4 on field goals at DAL (11/24). Also added two PATs to reach 100 points on the season, becoming the first member of the Redskins to accomplish the feat in consecutive seasons since Graham Gano in 2010-11... Went 3-for-3 on field goal attempts at ARI (12/4), including a season-long 53-yarder. Set a new single-season career high and passed Brett Conway (52) for ninth on the team's all-time career field goals list... Had a streak of 15 consecutive games with a field goal snapped in a win at PHI (12/11). Was one game shy of tying Mark Moseley (16 consecutive games across the 1976-77 seasons) for the second-longest streak in team history... Converted all three field goal attempts vs. CAR (12/19). Entered the Top 10 in points in a single season in franchise history (including both kickers and position players). Pushed his field goal total this season to 31, tying Graham Gano (31 in 2011) and Chip Lohmiller (31 in 1991) for second-most in team history. Passed Sam Baker and John Hall (54 each) for seventh on the team's all-time made field goals list... Converted 2-of-2 field goal attempts and five PATs in a win at CHI (12/24).

With his second field goal, tied Mark Moseley's record (33 in 1983) for the most field goals in a single season in team history. Passed No. 6 Terry Allen (126 in 1996), No. 5 Chip Lohmiller (128 in 1989) and No. 4 Lohmiller (131 in 1990) on the franchise's single-season scoring list... Broke Mark Moseley's team record for field goals in a season with his 34th field goal of the season vs. NYG (1/1). Became the 18th player in Redskins history (including both kickers and position players) to record 250 career points, and his field goal also tied him with Graham Gano (59) for sixth-most career field goals made in Redskins history.

### 2015 (SAINTS/REDSKINS)

Completed first season 25-of-28 on field goal attempts for Washington. His 89.3 field goal percentage in 2015 marked the third-best single-season percentage in Redskins history... Spent the offseason with the Saints before being waived during final cuts... Signed with the Redskins in Week 2... Made NFL debut in win vs. STL (9/20), converting a 46-yard field goal and three PATs... Went 2-for-2 on field goal attempts at NYG (9/24)... Made a career-high three field goals in a 3-for-3 performance vs. PHI (10/4), also converting on two PATs... Went 2-for-3 on field goals at ATL (10/11), including a then-career-long 52-yarder with no time remaining to force overtime. Became the first Redskins kicker to force overtime with a game-tying field goal in the final minute of regulation since John Hall vs. the New York Giants on Sept. 21, 2003... Recorded a career-long 54-yard field goal at NYJ (10/18), the longest Redskins field goal since Graham Gano's team-record 59-yard field goal on Nov. 6, 2011. Became the first Redskins kicker to record a field goal of 50 yards or more in consecutive games since John Hall in Weeks 5-6 of the 2003 season... Converted a 35-yard field goal and also kicked the NFL's first successful onside kick of the season in the largest comeback win (24 points) in team history vs. TB (10/25)... Hit a 23-yard field goal at NE (11/8)... Converted a career-high four field goals on four attempts against his former team vs. NO (11/15), pushing his career-best streak of consecutive made field goals to 10... Was 2-for-2 on PATs at CAR (11/22)... Went 2-for-3 on field goals and 2-for-2 on PATs in a win vs. NYG (11/29)... Converted three-of-four field goal attempts vs. DAL (12/7)... Converted his only field goal attempt — a 47-yarder into the wind at Solider Field — early in the fourth quarter in a three-point win at CHI (12/13)... Went 5-for-5 on PATs in a win vs. BUF (12/20)... Converted a 28-yard field goal and went 4-for-5 on PATs in a division-clinching win at PHI (12/26). Exceeded the 100-point mark for the season during the game, posting the 25th 100-point season in team history... Converted two field goal attempts in regular season finale at DAL (1/3)... Hit a 25-yard field goal in NFC Wild Card Round vs. GB (1/10).

### 2014 (BILLS/SAINTS)

Signed to the Saints' practice squad on Dec. 17 after spending the offseason with the Bills.

### 2013 (BILLS)

Inactive for each of the first five games with a groin injury before being placed on Injured Reserve on Oct. 7.



## COLLEGE

Played collegiately at Florida State, setting a new NCAA career scoring record for kickers (466 points) during a storied four-year career... Also established new NCAA, ACC and Florida State records with 88 career field goals... His 88th career field goal in the Orange Bowl over Northern Illinois pushed him past Georgia's Billy Bennett (87, 2000-03)... Kicked at least one field goal in 46 career games to set the all-time NCAA record... AP All-American (Second Team) as a senior when he posted 140 points to set a new conference all-time single season scoring mark, as he made 25-of-30 field goal attempts... As a junior in 2011, converted 22-of-27 field goal attempts and was a first-team All-ACC selection.

## PERSONAL

Attended Clear Lake H.S. in Houston, where he was a two-time Texas 5A all-state selection and USA Today first-team All-American as a senior... Participated in the Under Armour All-America game... Also started in the secondary for Clear Lake... Boasted better than a 4.0 weighted GPA... Son of Jim and Karen Hopkins... Born Oct. 1, 1990.

## COMMUNITY

Immediately made his presence felt in the D.C. area upon his arrival in September 2015... Spoke to the male population about life goals during Males Make a Difference Day at Capital Heights Elementary School... Played in a flag football tournament with 120 middle school students at the team's indoor training facility... Served as a celebrity waiter to raise money for Ryan Kerrigan's Blitz for the Better foundation... Welcomed 1,100 children into the Redskins locker room at FedExField to meet Santa and take home toys for Christmas at Skins Santa Shoppe... Distributed hats and coats as part of the Share the Warmth event presented by Macy's.

## YEAR-BY-YEAR STATS

## KICKING

| Year          | Team | G         | FG           | Pct.        | Lg        | PAT          | Pct.        | Pts.       |
|---------------|------|-----------|--------------|-------------|-----------|--------------|-------------|------------|
| 2015          | Was  | 15        | 25/28        | 89.3        | 54        | 39/40        | 97.5        | 114        |
| 2016          | Was  | 16        | 34/42        | 81          | 53        | 36/39        | 92.3        | 138        |
| <b>Career</b> |      | <b>31</b> | <b>59/70</b> | <b>84.3</b> | <b>54</b> | <b>75/79</b> | <b>94.9</b> | <b>252</b> |

## KICKOFFS

| Year          | Team | KO         | TB         | Pct         | Yds          | Avg         |
|---------------|------|------------|------------|-------------|--------------|-------------|
| 2015          | Was  | 76         | 52         | 68.4        | 4891         | 64.4        |
| 2016          | Was  | 90         | 65         | 72.2        | 5760         | 64.0        |
| <b>Career</b> |      | <b>166</b> | <b>117</b> | <b>70.5</b> | <b>10651</b> | <b>64.2</b> |

## ADDITIONAL

Game-Winning FGs: 1 (9/25/16 at NYG)

Career-Best Streak: 16\* (Wk. 14 2015-Wk. 4 2016)

\*Regular season only

## POSTSEASON

2015: 1-of-1 on FG, 1-for-2 on PAT

**29**

# DUKE IHENACHO

**S****6-1 // 208**  
**4th NFL Season // San Jose State****DOB: June 16, 1989 // Serra H.S. (Gardena, Calif.)**

## MILESTONES

NFL debut: 9/30/12 (vs. OAK)... First NFL start: 9/5/13 (vs. BAL)... Redskins debut: 9/7/14 (at HOU)... First FF: 10/13/13 (vs. JAX, Justin Forsett)... First FR: 10/6/13 (at DAL, Dez Bryant)... First Super Bowl start: 2/2/14 (Super Bowl XLVIII vs. Seattle)

## TRANSACTIONS

Originally signed by the Denver Broncos as a college free agent on May 3, 2012... Waived by the Broncos on August 31, 2013... Signed to the Broncos' practice squad on September 1, 2012... Signed to the Broncos' active roster on September 29, 2012... Waived by the Broncos on October 11, 2012... Signed to the Broncos' practice squad on October 13, 2012... Signed to the Broncos' active roster on October 30, 2012... Waived by the Broncos on November 13, 2012... Signed to the Broncos' practice squad on November 15, 2012... Signed futures contract with the Broncos on January 15, 2013... Re-signed with the Broncos on April 21, 2014... Waived by the Broncos on August 30, 2014... Claimed off waivers by the Washington Redskins on August 31, 2014... Re-signed with the Redskins as an exclusive rights free agent on March 4, 2015... Re-signed with the Redskins on March 9, 2016.

## PRO

Joined the Redskins via waiver claim after final cuts prior to the 2014 season... Spent the first two years of his career with the Denver Broncos, appearing in 17 regular season games with 14 starts and amassing 72 tackles (55 solo), six passes defended, three forced fumbles and two fumbles recovered in his time there... Started all three postseason games for the Broncos following the 2013 season, including a start in Super Bowl XLVIII.

## YEAR-BY-YEAR

### 2016 (REDSKINS)

Played in 15 games with 10 starts, posting 59 tackles (49 solo) and two passes defended... Inactive vs. PIT (9/12)... Contributed on special teams vs. DAL (9/18)... Recorded three solo tackles in a win at NYG (9/25)... Added two solo tackles in a win vs. CLE (10/2)... Tied for team lead with nine tackles (eight solo) and a pass defended in a win at BAL (10/9)... Tallied three tackles (two solo) in a win vs. PHI (10/16)... Posted a solo tackle at DET (10/23)... Recorded four solo tackles and a pass defended in a tie against CIN (10/30) in London... Made two solo tackles in a win vs. MIN (11/13)... Added a solo tackle in a win vs. GB (11/20)... Tied for team lead with five tackles (three solo) at DAL (11/24)... Tied for team lead with six solo tackles at ARI (12/4)... Posted seven solo tackles in a win at PHI (12/11)... Made three tackles (one solo) vs. CAR (12/19)... Posted three solo tackles in a win at CHI (12/24)... Recorded 10 tackles (six solo) vs. NYG (1/1).

### 2015 (REDSKINS)

Made three tackles (one solo) vs. MIA (9/13) before leaving the game with a wrist injury... Placed on Reserve/Injured list on Sept. 15.

### 2014 (REDSKINS)

Claimed by the Redskins on waivers following final cuts... Played on special teams in Redskins debut at HOU (9/7)...

Contributed an assisted tackle vs. JAX (9/14)... Played on special teams at PHI (9/21) before exiting the game with a foot injury.

### 2013 (BRONCOS)

Started 14 of the 15 regular season games in which he played, ranking third on the team and second among defensive backs with 72 tackles. While adding six passes defended... Tied for the team lead with three forced fumbles and recovered a team-best two fumbles... Started all three postseason games and finished with 15 tackles... Made his first career start and led the team with 12 tackles (11 solo), including one for a loss and added his first three career pass breakups vs. BAL (9/5)... Recovered his first career fumble and broke up a pair of passes at DAL (10/6)... Ranked second on the team with five tackles in Denver's AFC Championship Game vs. NE (1/19).

### 2012 (BRONCOS)

Spent four weeks on the Broncos' active roster as a rookie, seeing action in two games and recording one special teams tackle... Saw action vs. OAK (9/30) and at CIN (11/4)... Spent the remainder of the 2012 campaign on the club's practice squad.

## COLLEGE

Played collegiately at San Jose State from 2007-11, totaling 268 tackles (142 solo), seven interceptions, 23 passes defended, three forced fumbles and four fumble recoveries in his 47 games... Scored three defensive touchdowns, two off interceptions and one resulting from a fumble recovery... Became the first Spartan to earn first-team All-Western Athletic Conference honors three times... Recorded 73 tackles his senior year to rank third on the team... Named to the preseason Jim Thorpe Award Watch List in 2009 and went on to return an interception for a touchdown in back-to-back games as one of only two players in the country to accomplish that feat... Tallied the Spartans' only blocked punt as a freshman as the youngest player on the squad.

## PERSONAL

Attended Serra H.S. in Gardena, Calif., where he played just two seasons of prep football... Made 73 tackles on defense along with 17 receptions for 335 yards (19.7 avg.) and a touchdown on offense as a senior... Majored in business marketing at San Jose State... Participated in the Draft Day Party at FedExField and the inaugural Redskins Golf Classic in 2015... In 2014, distributed winter coats and Redskins knit hats and scarves to over 300 children from the Maryland, D.C. and Virginia areas at the team's annual Covered for the Holidays event. Also welcomed and distributed toys for 1,100 children at the team's annual Skins Santa Shoppe... His older brother, Carl, played at San Jose State from 2006-10, and appeared in three games for the Oakland Raiders in 2012... Majored in communications at San Jose State... Last name is pronounced "EE-ah-NAH-cho"... Born June 16, 1989, in Torrance, Calif.

## YEAR-BY-YEAR STATS

## DEFENSE

| Year          | Team | G         | GS        | Tack       | Solo       | Sack     | INT      | PD       |
|---------------|------|-----------|-----------|------------|------------|----------|----------|----------|
| 2012          | Den  | 2         | 0         | 0          | 0          | 0        | 0        | 0        |
| 2013          | Den  | 15        | 14        | 72         | 55         | 0        | 0        | 6        |
| 2014          | Was  | 3         | 0         | 1          | 0          | 0        | 0        | 0        |
| 2015          | Was  | 1         | 1         | 3          | 1          | 0        | 0        | 0        |
| 2016          | Was  | 15        | 10        | 59         | 49         | 0        | 0        | 2        |
| <b>Career</b> |      | <b>36</b> | <b>25</b> | <b>135</b> | <b>105</b> | <b>0</b> | <b>0</b> | <b>8</b> |

\*Tackle stats according to STATS, LLC

## ADDITIONAL

FF-FR: 3-2 in 2013

## POSTSEASON

| Year          | Team | G        | GS       | Tack      | Solo      | Sack     | INT      | PD       |
|---------------|------|----------|----------|-----------|-----------|----------|----------|----------|
| 2012          | SF   | 3        | 3        | 15        | 10        | 0        | 0        | 0        |
| <b>Career</b> |      | <b>3</b> | <b>3</b> | <b>15</b> | <b>10</b> | <b>0</b> | <b>0</b> | <b>0</b> |

## CAREER HIGHS

## SINGLE-GAME

|                           |   |
|---------------------------|---|
| <b>Total Tackles:</b>     | 12, vs. Baltimore (9/5/13)                |
| <b>Solo Tackles:</b>      | 11, vs. Baltimore (9/5/13)                |
| <b>Passes Defensed:</b>   | 2, at Dallas (10/6/13)                    |
| <b>Forced Fumbles:</b>    | 1, three times, last at NE (11/24/13)     |
| <b>Fumble Recoveries:</b> | 1, twice, last at Indianapolis (10/20/13) |

**98**

# MATT IOANNIDIS

**DE****6-3 // 308****Rookie // Temple****DOB: Jan. 11, 1994 // Hunterdon Central Regional H.S. (Flemington, N.J.)**

## MILESTONES

NFL debut: 9/25/16 (at NYG)

## TRANSACTIONS

Originally selected by the Washington Redskins in the fifth round (152nd overall) of the 2016 NFL Draft... Waived on September 3, 2016... Signed to the Redskins' practice squad on September 4, 2016... Signed to the Redskins' active roster on September 19, 2016.

## YEAR-BY-YEAR

### 2016 (REDSKINS)

Appeared in 10 games as a rookie, adding eight tackles (six solo)... Waived during final cuts but signed to the practice squad a day later... Promoted to the Redskins' active roster in Week 3... Made NFL debut in his home state of New Jersey, appearing on special teams in a win at NYG (9/25)... Played on defense and special teams in a win vs. CLE (10/2)... Added two tackles (one solo) in a win at BAL (10/9)... Posted a tackle in a win vs. PHI (10/16)... Made a solo tackle at DET (10/23)... Inactive at CIN (10/30), vs. MIN (11/13), vs. GB (11/20) and at DAL (11/24)... Contributed on defense and special teams at ARI (12/4)... Added two solo tackles in a win at PHI (12/11)... Contributed a solo tackle vs. CAR (12/19)... Played on defense and special teams in a win at CHI (12/24)... Made a solo tackle vs. NYG (1/1).

## COLLEGE

Played collegiately at Temple from 2012-15, appearing in 43 career games for the Owls... Posted 118 career tackles (77 solo, 30.0 for loss), 10.0 sacks, eight pass breakups and a forced fumble... Two-time team captain... Started every game in 2015, earning first-team All-AAC honors and being named a third-team All-American by Phil Steele... Led all Temple defensive linemen with 47 tackles and led the entire defense with 11.0 tackles for loss. Named second-team All-AAC... Changed his number from No. 95 to No. 9 in keeping with school tradition that dictates single-digit numbers be given to the toughest players on the team... Played in every game as a sophomore in 2013, tying for the Owls lead with 3.0 sacks and finishing as the defensive line's leading tackler (26)... Played in six games as a true freshman in 2012.

## PERSONAL

Attended Hunterdon Central Regional H.S. in Flemington, N.J., where he was a team captain and three-year letterwinner... Was a 2011 Newark Star-Ledger second-team all-state selection, a first-team all-state Group 4 honoree, and all-West Jersey honoree... Helped the Red Devils to three consecutive Mid-State 39 Delaware Division Conference championships from 2009-11... As a senior, posted 101 tackles (65 solo, 14 for loss), 8.0 sacks, three fumble recoveries, a blocked punt and a touchdown... Majored in communication studies... Son of Betsy Ioannidis. Has two brothers, Andrew and Kevin... Last name pronounced "eye-an-NYE-dis"... Born Jan. 11, 1994 in Marlton, N.J.

## YEAR-BY-YEAR STATS

### DEFENSE

| Year          | Team | G         | GS       | Tack     | Solo     | Sack     | PD       | FF       | FR       |
|---------------|------|-----------|----------|----------|----------|----------|----------|----------|----------|
| 2016          | Was  | 10        | 0        | 8        | 6        | 0        | 0        | 0        | 0        |
| <b>Career</b> |      | <b>10</b> | <b>0</b> | <b>8</b> | <b>6</b> | <b>0</b> | <b>0</b> | <b>0</b> | <b>0</b> |

\*Tackle stats according to STATS, LLC

**11**

# DeSEAN JACKSON

**WR****5-10 // 175****9th NFL Season // California****DOB: December 1, 1986 // Long Beach [Calif.] Polytechnic H.S.**

## MILESTONES

Three-time Pro Bowler (2009, 2010, 2013 seasons)  
 The Sporting News All-Pro First Team (2009)  
 Associated Press All-Pro Second Team (2009)  
 NFL Top 100 Players  
 >> No. 29 in 2010, 71 in 2011, 63 in 2013, 50 in 2014

## MILESTONES

NFL debut: 9/7/08 (vs. STL)... First NFL start: 9/7/08 (vs. STL)... Redskins debut: 9/7/14 (at HOU)... 100th NFL game: 12/14/14 (at NYG)... First reception: 9/7/08 (vs. STL, 47 yards from Donovan McNabb)... First receiving TD: 9/28/08 (at CHI, 22 yards from Donovan McNabb)... First multi-receiving TD game: 10/13/13 (at TB, 2)... First 100-yard receiving game: 19/7/08 (vs. STL, 106 yards)... First 150-yard receiving game: 12/13/09 (at NYG, 178 yards)... First 200-yard receiving game: 12/12/10 (at DAL, 210 yards)... First rushing attempt: 9/21/08 (vs. PIT, one yard)... First rushing touchdown: 11/9/08 (vs. NYG, nine yards)... First PR: 9/7/08 (eight yards)... First PR TD: 10/5/08 (68 yards)... First KR: 9/21/08 (vs. PIT, 12 yards)

## TRANSACTIONS

Originally selected by the Philadelphia Eagles in the second round (49th overall) of the 2008 NFL Draft... Designated Eagles' franchise player on March 1, 2012... Re-signed with the Eagles on March 14, 2012... Released by the Eagles on March 28, 2014... Signed with the Washington Redskins on April 2, 2014.

## PRO

One of the league's most explosive playmakers... Three-time Pro Bowler in 2009, 2010 and 2013 who became the first player in NFL history to earn a Pro Bowl berth at two positions in 2009... In his first season in Washington in 2014, averaged 20.9 yards per reception on 56 catches, becoming the first member of the Redskins to finish a season as the NFL leader in yards per reception since Henry Ellard in 1996... Joined the Redskins as a free agent in the 2014 offseason after having previously appeared in 87 regular season games with 86 starts... In his first six seasons with Philadelphia, amassed 356 receptions for 6,117 yards (17.2 avg.) with 32 receiving touchdowns and 57 rushing attempts for 373 yards (6.5 avg.) and three rushing touchdowns. Also returned 131 punts for 1,294 yards (9.9 avg.) with four touchdowns and added 29 yards on four kick returns in that span... Became one of only two players in NFL history to have recorded a rushing touchdown, receiving touchdown and punt return touchdown in each of his first three seasons, joining Dick Todd, who accomplished the feat with the Redskins from 1939-41.

## YEAR-BY-YEAR

### 2016 (REDSKINS)

Started all 15 games in which he appeared, catching 56 passes for 1,005 yards with four touchdowns. Led the league with a 17.9-yard average, becoming the first member of the Redskins in team history to lead the NFL in that category in multiple seasons... Recorded six receptions for a team-high 102 yards vs. PIT (9/12), his eighth 100-yard game as

a member of the Redskins... Gained 40 yards on three receptions vs. DAL (9/18)... Led the Redskins with 96 receiving yards on a team-high-tying five receptions with one touchdown in a win at NYG (9/25). Scored on a 44-yard reception. On the play, surpassed 8,000 career receiving yards in regular season play, becoming the ninth active player to reach the mark, joining Andre Johnson, Steve Smith Sr., Larry Fitzgerald, Anquan Boldin, Brandon Marshall, Jason Witten, Antonio Gates and Vincent Jackson... Caught one pass for five yards but drew two pass interference penalties covering 71 yards in a win vs. CLE (10/2)... Gained 35 yards on three receptions in a win at BAL (10/9)... Caught four passes for 55 yards in a win vs. PHI (10/16)... Gained 35 yards on five receptions at DET (10/23)... Recorded three receptions for 48 yards in a tie against CIN (10/30) in London... Inactive with a shoulder injury vs. MIN (11/13)... Caught four passes for 51 yards including a 17-yard touchdown in a win vs. GB (11/20). The 17-yard touchdown was the second-shortest score of his 12 receiving touchdowns as a member of the Redskins... Gained 118 yards on four receptions, including a 67-yard touchdown, at DAL (11/24)... Recorded a 59-yard reception at ARI (12/4), giving him a 50-yard catch in back-to-back games for the first time since Weeks 11-12 of the 2015 season... Caught three passes for 102 yards including an 80-yard touchdown in a win at PHI (12/11). The touchdown was his 22nd career 60-plus-yard touchdown, moving past Devin Hester (21) for sole possession of second-most total touchdowns of 60 yards or more in NFL history and one shy of tying Jerry Rice (23) for the most in NFL history. The touchdown was also his 26th career 50-plus-yard touchdown, tying Steve Smith, Sr. (26) for fourth in total touchdowns of 50 yards or more in the NFL since the 1970 merger. Recorded a reception of 50 yards or more in a third consecutive game for the first time since Weeks 6-8 of the 2009 season. Recorded his 10th 100-yard receiving game as a member of the Redskins, tying Henry Ellard (10) for ninth-most in team history... Led team with 111 yards on seven receptions vs. CAR (12/19). Recorded his 11th 100-yard receiving game with the Redskins, tying Ricky Sanders for eighth-most in team history. Recorded back-to-back 100-yard receiving games for the first time since Weeks 8-9 of the 2014 season... Led the Redskins in receptions (five) and receiving yards (114) at CHI (12/24). Recorded his 12th 100-yard receiving game with the Redskins to tie Michael Westbrook (12) for seventh-most in team history. Tied the Redskins' team record by recording three consecutive 100-yard receiving games for the first time in his career... Gained 34 yards on two receptions vs. NYG (1/1), breaking the 1,000-yard mark on the season for the fifth time in his career. Joined Pierre Garçon as the first Redskins duo of 1,000-yard receivers since 1999 (Albert Connell and Michael Westbrook). He and Garçon joined Gary Clark (five), Art Monk (five), Santana Moss (three), Henry Ellard (three), Ricky Sanders (two) and Bobby Mitchell (two) as the only players with multiple 1,000-yard receiving seasons in team history.

### 2015 (REDSKINS)

Started all nine regular season games in which he played and one postseason game. Recorded 30 regular season receptions for 528 yards with four receiving touchdowns despite missing the majority of the first eight weeks of the season... Made 100th career start in season opener vs. MIA (9/13) but exited game early with a hamstring injury... Inactive in Weeks 2-7... Returned in Week 9 at NE (11/8), catching three passes for 15 yards... Caught two passes for 44 yards vs. NO (11/15)... Gained 87 yards on five receptions including a

56-yard touchdown at CAR (11/22)... Caught two receptions for 66 yards including a 63-yard touchdown in a win vs. NYG (11/29). Moved past Joey Galloway (22) into sole possession of fifth-most total touchdowns of 50 yards or more since the 1970 merger. Also tied Lance Alworth for fourth-most total touchdowns of 60 yards or more all-time... Gained 80 yards on six receptions vs. DAL (12/7), including a 28-yard touchdown in the final minute... Gained 43 yards on two receptions in a win at CHI (12/13)... Gained a season-high 153 receiving yards on six receptions including a 77-yard touchdown in a win vs. BUF (12/20). The touchdown was his 20th career total touchdown of 60 yards or longer, tying Pro Football Hall of Famer Bobby Mitchell for third-most in NFL history... Caught four passes for 40 yards in a division-clinching win at PHI (12/26)... Active but did not play at DAL (1/3)... Caught two passes for 17 yards in NFC Wild Card Round vs. GB (1/10).

#### 2014 (REDSKINS)

Played in 15 games with 13 starts, leading the Redskins with 1,169 receiving yards on 56 receptions and a team-high six receiving touchdowns... Led NFL with 20.9 yards per catch, becoming the fourth player in team history to accomplish the feat (Henry Ellard in 1996, Jim Podoley in 1957 and Hugh Taylor in 1950)... Posted the ninth season in team history with at least 20.0 yards per reception, joining Hugh Taylor (1950, 1952, 1953), Charlie Brown (1982), Bill Anderson (1959), Bobby Mitchell (1963), Jim Podoley (1957) and Clint Didier (1986)... Became the fifth member of the Redskins to post 1,000 receiving yards in his first season in Washington (Bobby Mitchell in 1962, Henry Ellard in 1994, Laveranues Coles in 2003 and Santana Moss in 2005)... Became the first player in team history to post 1,100 receiving yards on fewer than 60 receptions and was the first NFL player to accomplish the feat since Vincent Jackson in 2011... Started in his Redskins debut at HOU (9/7), catching eight passes for 62 yards (7.8 avg.)... Started and caught one pass for 19 yards vs. JAX (9/14) before exiting with an injury... Started in his return to PHI (9/21) and posted a then-season-high 117 receiving yards on four receptions including an 81-yard bomb for a touchdown. The 100-yard receiving game was the 21st of his career and his first with the Redskins. Combined with Pierre Garçon to become the first two Redskins receivers to accumulate 100 receiving yards in the same game for the first time since Laveranues Coles (180) and Rod Gardner (118) accomplished the feat at Atlanta on Sept. 13, 2003... Caught one pass for nine yards vs. NYG (9/25)... Posted a season-high 157 receiving yards on five receptions with a 60-yard touchdown vs. SEA (10/6)... Started and caught three passes for 115 yards including a 64-yard touchdown at ARI (10/12). Was his 20th career total touchdown of 50 yards or more, passing teammate Santana Moss for sole possession of the 10th-most total touchdowns of 50-plus yards in the NFL since the 1970 merger, joining Jerry Rice, Randy Moss, Terrell Owens, Steve Smith, Joey Galloway, Ken Burrough, Devin Hester, Mel Gray and Stanley Morgan as the only players to score 20 total touchdowns of 50 yards or more since the merger. Became the first member of the Redskins to record three 50-plus-yard total touchdowns in a season since Santana Moss in 2008... Started vs. TEN (10/19), catching three passes for 49 yards (16.3 avg.) and drawing a fourth quarter pass interference call to set up Kai Forbath's game-winning 22-yard field goal... Caught six passes for a game-high 136 yards in an overtime win vs. DAL (10/27)... Started and recorded a game-high 120 receiving yards on four receptions and caught one receiving touchdown at MIN (11/2). Became the first member of the Redskins to record five 100-yard receiving games in the first nine games of a season since Pro Football Hall of Famer Bobby Mitchell in 1962. Recorded four 100-yard games in a five-game span for the first time in his career... Started and caught four passes for 35 yards and added a two-yard

rush vs. TB (11/16)... Caught two passes for 39 yards at SF (11/23)... Started and recorded 84 yards and a touchdown on five receptions (16.8 avg.) at IND (11/30)... Inactive vs. STL (12/7)... Started and caught three passes for 15 yards and added a nine-yard rush at NYG (12/14)... Recorded four receptions for 126 yards (31.5 avg.) in a win vs. his former team vs. PHI (12/20). Broke 1,000 yards on the season, becoming the fifth member of the Redskins to post 1,000 receiving yards in his first season in Washington (Bobby Mitchell in 1962, Henry Ellard in 1994, Laveranues Coles in 2003 and Santana Moss in 2005). Registered his sixth 100-yard receiving game, the fourth time a Redskins receiver has done so since 1960 (Bobby Mitchell, 7 in 1962 and 6 in 1963; Art Monk, 6 in 1985)... Caught two passes for 86 yards with a touchdown in a start vs. DAL (12/28) and became the first player in team history to post 1,100 receiving yards on fewer than 60 receptions in a single season. Scored on a 69-yard touchdown reception from Robert Griffin III, his fourth of the season of 50 yards or more, the most by a member since Santana Moss in 2005.

#### 2013 (EAGLES)

Earned Pro Bowl honors for the third time in his career after logging career highs in receptions (82), yards (1,332), touchdowns (9) and 100-yard games (five). Played in all 16 games, starting all 16 for the first time in his career... Ranked ninth in the NFL in both yardage and yards per catch (16.2)... Marked his third 1,000-yard season... His 82 catches were fourth-most in team history... Grabbed seven passes for 104 yards, including a 25-yard TD pass from Vick at WAS (9/9)... Snagged nine passes vs. SD (9/15) for 193 yards and a touchdown, tying Tommy McDonald (five) for the most 150+ yard receiving games in team history... Earned NFC Offensive Player of the Week honors with a seven-catch, 132-yard and one-touchdown performance at NYG (10/6)... Posted a career-high two TD receptions at TB (10/13), both from Nick Foles... Led team with 150 yards on five catches at OAK (11/3), including a 46-yard touchdown from Foles and a 59-yard grab to set up another touchdown... Grabbed a 55-yard touchdown pass from Foles at GB (11/10) after the ball deflected off the hands of two Packers defensive backs... Recorded a 19-yard touchdown reception from Foles vs. DET (12/8)... Recorded a career-high 10 catches for 195 yards and a touchdown at MIN (12/15).

#### 2012 (EAGLES)

Played in 11 games, starting all 11... Caught 45 passes for 700 yards with two touchdowns... Recorded seven receptions for 114 yards, including a 49-yarder vs. BAL (9/16)... Hauled in six passes for 99 yds. vs. NYG (9/30), including a 19-yard touchdown... Snared a 77-yard touchdown pass from Michael Vick at NO (11/5) as part of a 100-yard night.

#### 2011 (EAGLES)

Played in 15 games, starting all 15... Led the Eagles with 961 receiving yards and teamed with Jeremy Maclin and Brent Celek to become the first trio of Eagles to each post 800+ yards in team history... Posted 102 receiving yards on six catches at STL (9/11), including a six-yard touchdown from Vick... Racked up a season-high 171 yards on six catches vs. SF (10/2), including grabs of 61 and 45 yards from Vick... At NYG (11/20), set up a FG with a 32-yard catch from Vince Young, set up a touchdown with a 51-yard punt return, and set up the game-winning touchdown with a 10-yard catch and run from Young on 3rd-and-4... Hauled in a 34-yard touchdown pass from Vick at MIA (12/11)... 62-yard touchdown from Michael Vick vs. WAS (1/1) was his longest of the season, as he totaled four catches for 86 yards in the game.

#### 2010 (EAGLES)

Started all 14 games in which he appeared... Led the Eagles

with 1,056 receiving yards and led the NFL with a 22.5 yards per catch average... Grabbed a 45-yard touchdown pass from Vick at DET (9/19) as part of a 135-yard receiving day. Also caught a 53-yard bomb from Vick to set up another touchdown... Racked up 153 receiving yards (five catches) at JAX (9/26), including a 61-yard catch and run for a touchdown from Vick... Scored on a 31-yard rush and a 34-yard reception in the first quarter vs. ATL (10/17). Became the first WR to post a rushing and receiving touchdown in each of his first three NFL seasons since Jerry Rice (1985-87)... Piled up 109 receiving yards (seven catches) vs. IND (11/7), including a nine-yard touchdown and a 58-yard grab from Vick... Snagged an 88-yard touchdown from Vick on first play at WAS (11/15), the longest opening play from scrimmage in team history... Broke a fourth quarter tie in consecutive games at DAL (12/12) and at NYG (12/19).

### 2009 (EAGLES)

Played in 15 games, starting all 15... Averaged 52.8 yards per score in 2009, the highest in NFL history among players with at least 10 touchdowns in a season, breaking a record set by Chicago's Harlon Hill (50.6 in 1956)... Led the NFL with a 15.2 punt return average, the fourth-highest single-season average in team history. Also returned two punts for touchdowns, tying Brian Westbrook for the most by an Eagle in a season... His 18.6 yards per catch average finished second in the NFL among players with 30+ receptions... Posted a then-career high in receiving yards (1,156), fourth-most in the NFC... His nine touchdowns and 1,156 receiving yards were the highest totals by an Eagle since Terrell Owens' 14 touchdowns and 1,200 yards in 2004... Garnered five NFC honors in the regular season: NFC Special Teams Player of the Week at CAR (9/13) and at NYG (12/13), NFC Offensive Player of the Week at WAS (10/26) and NFC Special Teams Player of the Month in September and December... Had five 100-yard games in 2009... Garnered NFC Special Teams Player of the Month honors in December with a 14.4-yard punt return average and a 72-yard punt return for a touchdown at NYG (12/13)... Notched NFC Special Teams Player of the Month honors in Sept. with a 22.2 punt return average and an 85-yard punt return for a touchdown vs. CAR (9/13)... Earned NFC Special Teams Player of the Week honors at NYG (12/13) when he had a 72-yard punt return for a touchdown, his second of the season and the third of his career to set a new team record. Also had a 60-yard touchdown reception and posted a career-high 178 yards... Earned NFC Offensive Player of the Week honors at WAS (10/26) with a career-long 67-yard rushing touchdown on the game's opening drive. Also caught a 57-yard touchdown pass from Donovan McNabb, becoming the second player in team history to have a rushing and receiving touchdown of 50+ yards in the same game (Bosh Pritchard vs. WAS on 10/23/49)... Earned NFC Special Teams Player of the Week honors for his performance at CAR (9/13) when he broke an 85-yard punt return for a touchdown, the second of his career and the second-longest in team history (Vai Sikahema, 87 yards on 11/22/92 at NYG). His 106 punt return yards that day was the 3rd-highest total in franchise history behind Vai Sikahema (111) and Reno Mahe (108).

### 2008 (EAGLES)

Played in all 16 games, starting 15... Led the team and finished second among all NFL rookie receivers in receptions (62) and receiving yards (912) in 2008... Scored touchdowns via rushing, receiving and punt return in 2008, becoming the 12th player in Eagles history to achieve that feat and the first since RB Brian Westbrook in 2003... Started in his NFL debut vs. STL (9/7) and recorded six catches for 106 yards - the second-highest total in team history for a rookie... Eclipsed the 100-yard receiving mark in each of his first two games (9/7 vs. STL., 9/15 at DAL), making him only the second player in NFL history to start a career with two consecutive 100-

yard games (Eagles WR Don Looney, 1940)... Snagged his first-career touchdown, a 22-yarder from Donovan McNabb, to go along with five receptions for 71 yards at CHI (9/28)... Scored his first-career punt return touchdown on a 68-yard return in the first quarter vs. WAS (10/5)... Scored his first-career rushing touchdown on a nine-yard direct snap vs. NYG (11/9)... Recorded a 21.8-yard average on five punt returns, including returns of 62 and 30 yards in a playoff win in the NFC Wild Card Round at MIN (1/4). His 109 punt return yards were the most ever in an Eagles postseason game and his 62-yard return was the second-longest in Eagles postseason history... Scored his first-career postseason touchdown on a 62-yard pass from Donovan McNabb in the NFC Championship game at ARI (1/18).

### COLLEGE

Played collegiately at California from 2005-07, appearing in 36 games with 34 starts... Recorded 162 career receptions for 2,423 yards (15.0 avg.) with 22 receiving touchdowns and added 24 rushing attempts for 199 yards (8.3 avg.) and one rushing touchdown. Also returned 38 career punts for 633 yards (16.7 avg.) with six touchdowns... As a junior in 2007, caught 65 passes for 762 yards (11.7 avg) and six touchdowns en route to first-team AFCA All-American honors. Added All-Pac-10 Conference second-team honors as a receiver and punt returner... Captured the inaugural Randy Moss Award as the top return man in the nation and earned consensus All-American honors as a returner in 2006, leading the NCAA with an 18.2-yard average and school and league season-records with four touchdowns on 25 punt returns for a school-record 455 yards... Was named first-team All-Pac 10 Conference as a receiver and punt returner after starting all 13 games at receiver, hauling in 59 passes for a career-high 1,060 yards (18.0 avg) and nine touchdowns... As a true freshman in 2005, started 10 of 11 games at receiver, finishing with 38 catches for 601 yards (15.8 avg) and seven touchdowns.

### PERSONAL

Attended Long Beach (Calif.) Polytechnic H.S., where he received the 2004 Glenn Davis Award from the Los Angeles Times as Southern California's Player of the Year... Registered 60 receptions for 1,075 yards and scored 15 total touchdowns as a senior in leading his team to a CIF Southern Section championship. Also played emergency defensive back in section title game against Los Alamitos H.S. and recorded two interceptions, including one he returned 68 yards for a touchdown... Earned U.S. Army All-American Bowl Most Valuable Player honors in San Antonio after he caught seven passes for 141 yards and passed for a 45-yard touchdown... Created The DeSean Jackson Foundation for Pancreatic Cancer in honor of his father, Bill, who passed away from pancreatic cancer in 2009. The foundation raises money and awareness and also works to improve the quality of life for patients and their immediate family members... In his first season in Washington in 2014, he hosted 50 children from Horton's Kids youth organization for Shop with a Jock event, spoke to Dogwood Elementary students about the importance of preventing bullying and participated in teammate Robert Griffin III's Friday Night Lights camp for 300 boys and girls at Anacostia (D.C.) High School... In 2011, when then-13-year-old Nadin Khoury made a brave appearance on "The View" to tell his story of being beaten by six older students to a national TV audience, Jackson made it a point to visit him on set and lift his spirits. Jackson regularly speaks with Nadin and took him to the ESPYS as a special guest... Graced the cover of EA Sports NCAA Football 2009... In 2011, took part in a Nike and Foot Locker TV ad along with NBA stars Amar'e Stoudemire and Chris Bosh. Also ap-

peared with Ray Lewis, Shawne Merriman and Tony Gonzalez on a Funny or Die web show entitled "Field of Dreams2: NFL Lockout with Taylor Lautner"... In 2010, was joined by Dwight Howard, Chris Johnson, Tyson Gay, Maurice Greene and Shaquille O'Neal in a relay race on an episode of ABC's "Shaq Vs."... Majored in social welfare... Is the founder and CEO of Jaccpot Records and has five artists in that record label company as of the 2014 offseason... Has four older brothers who all played football in college - Byron (San Jose St.), Derrick (Idaho St.), Travis (Utah St.) and Jay (Santa Monica Junior College). Also has an older sister, Adreea... Born Dec. 1, 1986.

### YEAR-BY-YEAR STATS

#### RECEIVING

| Year          | Team | GP         | GS         | Rec        | Yds         | Avg         | Lg         | TD        |
|---------------|------|------------|------------|------------|-------------|-------------|------------|-----------|
| 2008          | Phi  | 16         | 15         | 62         | 912         | 14.7        | 60         | 2         |
| 2009          | Phi  | 15         | 15         | 62         | 1156        | 18.6        | 71t        | 9         |
| 2010          | Phi  | 14         | 14         | 47         | 1056        | 22.5        | 91t        | 6         |
| 2011          | Phi  | 15         | 15         | 58         | 961         | 16.6        | 62t        | 4         |
| 2012          | Phi  | 11         | 11         | 45         | 700         | 15.6        | 77t        | 2         |
| 2013          | Phi  | 16         | 16         | 82         | 1332        | 16.2        | 61t        | 9         |
| 2014          | Was  | 15         | 13         | 56         | 1169        | 20.9        | 81t        | 6         |
| 2015          | Was  | 9          | 9          | 30         | 528         | 17.6        | 77t        | 4         |
| 2016          | Was  | 15         | 15         | 56         | 1005        | 17.9        | 80t        | 4         |
| <b>Career</b> |      | <b>126</b> | <b>123</b> | <b>498</b> | <b>8819</b> | <b>17.7</b> | <b>91t</b> | <b>46</b> |

#### RUSHING

| Year          | Team | GP         | GS         | Att       | Yds        | Avg        | Lg         | TD       |
|---------------|------|------------|------------|-----------|------------|------------|------------|----------|
| 2008          | Phi  | 16         | 15         | 17        | 96         | 5.6        | 21         | 1        |
| 2009          | Phi  | 15         | 15         | 11        | 137        | 12.5       | 67t        | 1        |
| 2010          | Phi  | 14         | 14         | 16        | 104        | 6.5        | 31t        | 1        |
| 2011          | Phi  | 15         | 15         | 7         | 41         | 5.9        | 18         | 0        |
| 2012          | Phi  | 11         | 11         | 3         | -7         | -2.3       | 5          | 0        |
| 2013          | Phi  | 16         | 16         | 3         | 2          | 0.7        | 8          | 0        |
| 2014          | Was  | 15         | 13         | 4         | 7          | 1.8        | 9          | 0        |
| 2015          | Was  | 9          | 9          | 0         | 0          | 0          | 0          | 0        |
| 2016          | Was  | 15         | 15         | 0         | 0          | 0          | 0          | 0        |
| <b>Career</b> |      | <b>126</b> | <b>123</b> | <b>61</b> | <b>380</b> | <b>6.2</b> | <b>67t</b> | <b>3</b> |

#### PUNT RETURN

| Year          | Team | PR         | Yds         | Avg        | Lg         | TD       |
|---------------|------|------------|-------------|------------|------------|----------|
| 2008          | Phi  | 50         | 440         | 8.8        | 68t        | 1        |
| 2009          | Phi  | 29         | 441         | 15.2       | 85t        | 2        |
| 2010          | Phi  | 20         | 231         | 11.6       | 65t        | 1        |
| 2011          | Phi  | 17         | 114         | 6.7        | 51         | 0        |
| 2012          | Phi  | 1          | -3          | -3         | -3         | 0        |
| 2013          | Phi  | 14         | 71          | 5.1        | 32         | 0        |
| 2014          | Was  | 1          | 0           | 0          | 0          | 0        |
| 2015          | Was  | 2          | -5          | -2.5       | 2          | 0        |
| <b>Career</b> |      | <b>134</b> | <b>1289</b> | <b>9.6</b> | <b>85t</b> | <b>4</b> |

#### KICK RETURN

| Year          | Team | KR       | Yds       | Avg        | Lg        | TD       |
|---------------|------|----------|-----------|------------|-----------|----------|
| 2008          | Phi  | 1        | 12        | 12         | 12        | 0        |
| 2009          | Phi  | 1        | 0         | 0          | 0         | 0        |
| 2011          | Phi  | 1        | 7         | 7          | 7         | 0        |
| 2013          | Phi  | 1        | 10        | 10         | 10        | 0        |
| 2015          | Was  | 1        | 8         | 8.0        | 8         | 0        |
| <b>Career</b> |      | <b>5</b> | <b>37</b> | <b>7.4</b> | <b>12</b> | <b>0</b> |

#### ADDITIONAL

Fumbles-Lost: 4-2 in 2008, 3-1 in 2009, 4-1 in 2010, 1-1 in 2011, 1-0 in 2012, 1-0 in 2013, 1-1 in 2015

### POSTSEASON STATS

#### RECEIVING

| Year          | Team | GP       | GS       | Rec       | Yds        | Avg         | Lg         | TD       |
|---------------|------|----------|----------|-----------|------------|-------------|------------|----------|
| 2008          | Phi  | 3        | 3        | 11        | 207        | 18.8        | 62t        | 1        |
| 2009          | Phi  | 1        | 1        | 3         | 14         | 4.7         | 6          | 1        |
| 2010          | Phi  | 1        | 1        | 2         | 47         | 23.5        | 28         | 0        |
| 2013          | Phi  | 1        | 1        | 3         | 53         | 17.7        | 40         | 0        |
| 2015          | Was  | 1        | 1        | 2         | 17         | 8.5         | 14         | 0        |
| <b>Career</b> |      | <b>7</b> | <b>7</b> | <b>21</b> | <b>338</b> | <b>16.1</b> | <b>62t</b> | <b>2</b> |

#### PUNT RETURN

| Year          | Team | PR        | Yds        | Avg         | Lg        | TD       |
|---------------|------|-----------|------------|-------------|-----------|----------|
| 2008          | Phi  | 7         | 122        | 17.4        | 62        | 0        |
| 2009          | Phi  | 2         | 9          | 4.5         | 8         | 0        |
| 2010          | Phi  | 1         | 14         | 14          | 14        | 0        |
| 2013          | Phi  | 1         | 29         | 29          | 29        | 0        |
| <b>Career</b> |      | <b>11</b> | <b>174</b> | <b>15.8</b> | <b>62</b> | <b>0</b> |

#### ADDITIONAL

Fumbles-Lost: 1-1 in 2008

Rushing: 1 rush for 2 yards [2.0 avg.] in 2008

### CAREER HIGHS

#### SINGLE-GAME

|                            |   |
|----------------------------|---|
| <b>Receptions:</b>         | 10, at Minnesota [12/15/13]                 |
| <b>Receiving Yards:</b>    | 210, at Dallas [12/12/10]                   |
| <b>Long [Receiving]:</b>   | 91t, at Dallas [12/12/10]                   |
| <b>Receiving TD:</b>       | 2, at Tampa Bay [10/13/13]                  |
| <b>Carries:</b>            | 3, three times, last vs. IND [11/7/10]      |
| <b>Rushing Yards:</b>      | 67, at Washington [10/26/09]                |
| <b>Long [Rushing]:</b>     | 67t, at Washington [10/26/09]               |
| <b>Rushing TD:</b>         | 1, three times, last vs. Atlanta [10/17/10] |
| <b>Punt Returns:</b>       | 8, vs. St. Louis [9/7/08]                   |
| <b>Punt Return Yards:</b>  | 106, at Carolina [9/13/09]                  |
| <b>Long [Punt Return]:</b> | 85t, at Carolina [9/13/09]                  |
| <b>Punt Return TD:</b>     | 1, four times, last at NY Giants [12/19/10] |



**99**

# RICKY JEAN FRANCOIS

**DE****6-3 // 313**  
**8th NFL Season // LSU****DOB: Nov. 23, 1986 // Carol City H.S. (Miami Gardens, Fla.)**

## MILESTONES

NFL debut: 12/20/09 (at PHI)... Redskins debut: 9/13/15 (vs. MIA)... First NFL start: 10/9/11 (vs. TB)... First sack: 10/17/10 (vs. OAK, Jason Campbell)... First multi-sack game: 11/24/13 (at ARI, 2)... First FF: 10/17/10 (vs. OAK, Jason Campbell)... First FR: 9/28/14 (vs. TEN, Kendall Wright)... First post-season sack: 1/4/14 (vs. KC, Alex Smith)

## TRANSACTIONS

Originally selected by the San Francisco 49ers in the seventh round (224th overall) of the 2009 NFL Draft... Signed with the Indianapolis Colts as an unrestricted free agent on March 14, 2013... Released by the Colts on February 23, 2015... Signed with the Washington Redskins on February 27, 2015.

## PRO

Leader and locker room presence who joined the Redskins as a free agent in the 2015 offseason... Enters 2016 having previously appeared in 93 career regular season games with 29 starts, compiling 120 tackles (73 solo), 10.5 sacks, 10 passes defended, one forced fumble and one fumble recovery across the 2009-15 seasons... Brought track record of team success to Washington, having played for five consecutive division winners (2011-12 49ers, 2013-14 Colts, 2015 Redskins) in the last five years... Played in 11 postseason games with two starts from 2011-15, including an appearance in Super Bowl XLVII... Was drafted in San Francisco by current Redskins General Manager Scot McCloughan.

## YEAR-BY-YEAR

### 2016 (REDSKINS)

Started all 16 games, making six starts and compiling 32 tackles (17 solo), 1.5 sacks and a pass defended on the year... Contributed on defense and special teams vs. PIT (9/12)... Amassed five tackles (one solo) and a half-sack vs. DAL (9/18)... Added two tackles (one solo) in a win at NYG (9/25)... Recorded a solo tackle in wins vs. CLE (10/2) and at BAL (10/9)... Tallied three tackles (two solo) including a sack on the Eagles' final possession in a win vs. PHI (10/16)... Played in his 100th career regular season game at DET (10/23)... Made a solo tackle in a tie against CIN (10/30) in London... Contributed three tackles in a win vs. MIN (11/13)... Added two tackles (one solo) in a win vs. GB (11/20)... Contributed an assisted tackle at DAL (11/24)... Recorded two tackles and a pass defended at ARI (12/4)... Posted two solo tackles in a win at PHI (12/11)... Added a tackle vs. CAR (12/19)... Played on defense and special teams in a win at CHI (12/24)... Made career-high eight tackles (five solo) vs. NYG (1/1).

### 2015 (REDSKINS)

Played in all 16 regular season games (with one start) and one postseason game in his debut season in Washington, adding 25 tackles (nine solo) and two sacks... Made Redskins debut vs. MIA (9/13)... Added a solo tackle in win vs. STL (9/20)... Notched four tackles (one solo) at NYG (9/24)... Contributed an assisted tackle vs. PHI (10/4)... Made two tackles (one solo, including one for loss) at ATL (10/11)... Posted two tackles (one solo) at NYJ (10/18)... Assisted on two tackles in the largest comeback win (24 points) in team history vs. TB (10/25)... Contributed four tackles (one solo) at NE

(11/8)... Added two tackles (one solo) in a win vs. NO (11/15)... Recorded two assisted tackles at CAR (11/22)... Added two assisted tackles in a win vs. NYG (11/29)... Posted an assisted tackle and a pass defended vs. DAL (12/7)... Played on defense and special teams in a win at CHI (12/13)... Recorded two tackles (one solo) including his first sack as a member of the Redskins in a win vs. BUF (12/20)... Recorded two solo tackles (both for loss) including a sack in a division-clinching win at PHI (12/26). Marked back-to-back contests with a full sack for the first time since Weeks 6-7 of the 2014 season... Started regular season finale at DAL (1/3)... Made a solo tackle in NFC Wild Card Round vs. GB (1/10).

### 2014 (COLTS)

Appeared in all 16 games, posting career highs in starts (13), tackles (28), tackles for loss (seven), passes defended (four), sacks (3.0) and fumble recoveries (one)... Started at defensive tackle vs. PHI (9/15), tallying three tackles (one for loss) and one pass defended... Started in a Week 4 victory vs. TEN (9/28) and finished the contest with one tackle and one fumble recovery, the first of his career... At HOU (10/9), started and collected five solo tackles, one pass defended and tallied his first sack of the season when he brought down Texans quarterback Ryan Fitzpatrick in the second quarter... Compiled three tackles and a sack in a Week 7 start vs. CIN (10/19)... Recovered a blocked punt at PIT (10/26)... Notched two tackles and a sack in a Week 15 victory vs. HOU (12/14). Set a new single-season career-high with 3.0 sacks, surpassing his previous best of 2.5 sacks set in 2013... Compiled one tackle and half of a sack in the team's AFC Wild Card Playoff win against CIN (1/4)... In the team's AFC Divisional Playoff victory at DEN (1/11), finished with one tackle and was part of a defensive unit that held the Broncos to 288 net yards... Added two tackles in the AFC Championship Game at NE (1/18).

### 2013 (COLTS)

Started all 10 games in which he participated and finished the season with 19 tackles (13 solo), 2.5 sacks and two passes defended... Started his first game in a Colts uniform in regular season opener vs. OAK (9/8). Contributed with four solo tackles in the victory... Notched three tackles and split a sack — his first as a member of the Colts — vs. DEN (10/20)... Posted with his first career multiple-sack game when he brought down Cardinals quarterback Carson Palmer vs. ARI (11/24). Also added five solo tackles and one pass defended... Started his first career postseason game at defensive tackle during the team's Wild Card Playoff win vs. KC (1/4). Compiled three tackles and recorded his first career postseason sack when he brought down Chiefs quarterback Alex Smith in the third quarter... Started at defensive tackle in the Divisional Playoff at NE (1/11) and finished with two tackles (one for loss).

### 2012 (49ERS)

Played in all 16 games for the third consecutive season, making three starts and totaling a then-career-high in tackles (51, according to the coaching staff) while adding 2.0 sacks... Capped the regular season registering 21 tackles (13 solo) and 2.0 sacks in the final three games... Added five tackles (three solo) in three postseason games... Posted seven tackles (four solo) at MIN (9/23)... In his first start of the season, was part of defense that held NYJ (9/30) to 145 total yards on offense in 34-0 road win... Notched his second career sack at NE (12/16)... Registered a career-high 10 tackles (six solo) at SEA (12/23)... Notched his second sack

of the season vs. ARI (12/30).... Competed in NFC Divisional Playoff game vs. GB (1/12) and the NFC Championship game at ATL (1/20)... Totaled two tackles in a Super Bowl XLVII loss vs. BAL (2/3).

#### 2011 (49ERS)

Appeared in all 16 games for a second consecutive season, making two starts and totaling 32 tackles (14 solo) according to the coaching staff and two passes defended... Made two tackles (one solo) and one pass defended in two postseason games... Made his first NFL career start vs. TB (10/9) and posted six tackles... Helped limit the Rams to just 31 yards rushing without allowing a rushing first down vs. STL (12/4). The game marked the first time the 49ers defense did not allow a rushing first down since Nov. 29, 2010 at ARI... Set a then-career-high with eight tackles and one pass defended in the regular season finale at STL (1/1)... Posted two tackles (one solo) and a pass defended in NFC Divisional Playoff game vs. NO (1/14).

#### 2010 (49ERS)

Played in all 16 games and posted 23 tackles (13 solo) according to the coaching staff, one sack and a forced fumble... Recorded four tackles (three solo) at KC (9/26)... Registered his first career sack and forced fumble on quarterback Jason Campbell vs. OAK (10/17)... Saw extended action at GB (12/5) and tallied four tackles... Made four tackles (one solo) vs. ARI (1/2).

#### 2009 (49ERS)

Appeared in three games late in his rookie season... Made his NFL debut at PHI (12/20) on special teams... Saw his first action on defense vs. DET (12/27).

### COLLEGE

Played at LSU from 2005-08, appearing in 25 games with nine starts and posting 56 tackles, 5.5 sacks, three passes defended, three fumble recoveries and a forced fumble during his career... As a junior in 2008, played in 11 games with six starts at defensive tackle, recording 20 tackles, 2.0 sacks, two passes defended and a fumble recovery... As a sophomore in 2007, started two games and was named Defensive Most Outstanding Player in the BCS National Championship Game, registering six tackles, a half of a sack and a blocked field goal, in LSU's win over Ohio State... As a red-shirt freshman in 2006, played in 12 games (one start) and tallied 27 tackles, 5.5 tackles for loss, 3.0 sacks, one pass defended, one forced fumble, and one fumble recovery... Redshirted in 2005.

### PERSONAL

Attended Carol City H.S. in Miami Gardens, Fla., where he was rated the No.1 defensive line prospect in Florida by Rivals.com... Named the Dade (Fla.) County Male Athlete of the Year in both 2004 and 2005, becoming the first two-time winner of the award in its 49-year history... Named to the prep All-America team by both Riddell and Tom Lemming... Member of the Orlando Sentinel Top 100 for Florida... As a senior, named first-team all-state with 93 tackles, 15.0 sacks, six forced fumbles, three fumble recoveries and three interceptions, while setting the Florida state record for sacks in a game (6.5)... Won state championships in the shot put and discus as both a junior and senior. Recorded the nation's third-best toss in the shot put with a throw of 65-5 in 2005... Majored in general studies with an emphasis in communication studies and sports studies.... Full name: Ricky Barkley Jean Francois... Son of Zora Jones... Last name pronounced "zhan fran-SWAH"... Born in Carol City, Fla on Nov. 23, 1986.

### COMMUNITY

Assisted his family and fellow countrymen following the earthquake that left nearly one million people homeless in Haiti. He first worked to obtain donations, getting GMC to donate 50 brand new 2010 trucks... In October 2016, traveled to Haiti with Pierre Garçon on owner Dan Snyder's plane to deliver medical supplies to areas ravaged by Hurricane Matthew... Became a fan favorite during Training Camp in Richmond in 2015. On the final day of camp, provided all children in attendance with free shaved ice snow cones from Kona Ice... Participated in the inaugural WQW Wives Runway Show to benefit the Washington Redskins Charitable Foundation... Distributed hats and coats as part of the Share the Warmth event presented by Macy's.

### YEAR-BY-YEAR STATS

#### DEFENSE

| Year          | Team | G          | GS        | Tack       | Solo      | Sack      | PD        | FF       | FR       |
|---------------|------|------------|-----------|------------|-----------|-----------|-----------|----------|----------|
| 2009          | SF   | 3          | 0         | 0          | 0         | 0         | 0         | 0        | 0        |
| 2010          | SF   | 16         | 0         | 11         | 9         | 1         | 0         | 1        | 0        |
| 2011          | SF   | 16         | 2         | 15         | 12        | 0         | 2         | 0        | 0        |
| 2012          | SF   | 16         | 3         | 22         | 12        | 2         | 0         | 0        | 0        |
| 2013          | Ind  | 10         | 10        | 19         | 13        | 2.5       | 2         | 0        | 0        |
| 2014          | Ind  | 16         | 13        | 28         | 18        | 3         | 4         | 0        | 1        |
| 2015          | Was  | 16         | 1         | 25         | 9         | 2         | 1         | 0        | 0        |
| 2016          | Was  | 16         | 6         | 32         | 17        | 1.5       | 1         | 0        | 0        |
| <b>Career</b> |      | <b>109</b> | <b>35</b> | <b>152</b> | <b>90</b> | <b>12</b> | <b>11</b> | <b>1</b> | <b>1</b> |

\*Tackle stats according to STATS, LLC

#### POSTSEASON

| Year          | Team | G         | GS       | Tack     | Solo     | Sack       | PD       | FF       | FR       |
|---------------|------|-----------|----------|----------|----------|------------|----------|----------|----------|
| 2011          | SF   | 2         | 0        | 0        | 0        | 0          | 1        | 0        | 0        |
| 2012          | SF   | 3         | 0        | 1        | 1        | 0          | 0        | 0        | 0        |
| 2013          | Ind  | 2         | 2        | 3        | 3        | 1          | 0        | 0        | 0        |
| 2014          | Ind  | 3         | 0        | 0        | 0        | 0.5        | 0        | 0        | 0        |
| 2015          | Was  | 1         | 0        | 1        | 1        | 0          | 0        | 0        | 0        |
| <b>Career</b> |      | <b>11</b> | <b>2</b> | <b>5</b> | <b>5</b> | <b>1.5</b> | <b>1</b> | <b>0</b> | <b>0</b> |

### CAREER HIGHS

#### SINGLE-GAME

|                           |   |
|---------------------------|---|
| <b>Total Tackles:</b>     | 8, vs. NY Giants (1/1/17)                   |
| <b>Solo Tackles:</b>      | 5, twice, last vs. NY Giants (1/1/17)       |
| <b>Sacks:</b>             | 2, at Arizona (11/24/13)                    |
| <b>Passes Defended:</b>   | 1, several times, last at Arizona (12/4/16) |
| <b>Forced Fumbles:</b>    | 1, vs. Oakland (10/17/10)                   |
| <b>Fumble Recoveries:</b> | 1, vs. Tennessee (9/28/14)                  |

**73**

# CULLEN JENKINS

**DL****6-2 // 305****13th NFL Season // Central Michigan****DOB: Jan. 20, 1981 // Belleville (Mich.) H.S.**

## MILESTONES

NFL debut: 9/13/04 (at CAR)... First NFL start: 9/26/04 (at IND)... Redskins debut: 9/18/16 (vs. DAL)... First full sack: 10/31/04 (at WAS, Mark Brunell)... First INT: 10/18/09 (vs. DET, Daunte Culpepper)... First FF: 12/5/04 (at PHI, Donovan McNabb)... First FR: 12/5/04 (at PHI, Donovan McNabb)... First Super Bowl appearance: 2/6/11 (vs. PIT, Super Bowl XLV)

## TRANSACTIONS

Originally entered the NFL with the Green Bay Packers as a college free agent on May 2, 2003... Waived by the Packers on August 26, 2003... Re-signed with the Packers on January 16, 2004... Re-signed with the Packers on March 29, 2005... Re-signed with the Packers on February 26, 2007... Signed with the Philadelphia Eagles as an unrestricted free agent on July 30, 2011... Released by the Eagles on February 25, 2013... Signed with the New York Giants on March 11, 2013... Signed with the Washington Redskins on August 29, 2016... Released by the Redskins on September 3, 2016... Signed with the Redskins on September 14, 2016.

## PRO

Joined the Redskins in the 2016 preseason having previously appeared in 169 career regular season games with 137 starts... Compiled 332 tackles (232 solo), 47.5 sacks, 20 passes defensed, nine fumbles recovered, eight forced fumbles and an interception with the Packers, Eagles and Giants from 2004-15... Veteran of eight career postseason contests (three starts) including his contribution in Green Bay's Super Bowl XLV victory against Pittsburgh.

## YEAR-BY-YEAR

### 2016 (REDSKINS)

Appeared in 15 games, recording 16 tackles (10 solo) and 1.5 sacks on the year... Signed with the Redskins on Aug. 29 but was released during final cuts... Signed with the team again in Week 2 and made a solo tackle in his Redskins debut vs. DAL (9/18)... Recorded two solo tackles including one for loss in a win at NYG (9/25)... Added a solo tackle in a win vs. CLE (10/2)... Contributed on defense and special teams in a win at BAL (10/9)... Made two tackles (one solo) in a win vs. PHI (10/16)... Played in his 175th career regular season game at DET (10/23), making two tackles (one solo)... Added an assisted tackle in a tie against CIN (10/30) in London... Played on defense and special teams in a win vs. MIN (11/13)... Made two assisted tackles in a win vs. GB (11/20)... Contributed on defense and special teams at DAL (11/24)... Made a solo tackle at ARI (12/4)... Picked up a half-sack in a win at PHI (12/11)... Made a solo tackle vs. CAR (12/19) and in a win at CHI (12/24)... Recorded a solo tackle — his first full sack with the Redskins — vs. NYG (1/1).

### 2015 (GIANTS)

Played in all 16 games, recording 13 starts. Compiled 26 tackles (15 solo, three for loss), 3.0 sacks and two passes defensed... Posted a six-yard sack of Matt Ryan vs. ATL (9/20)... Sacked Tyrod Taylor in win at BUF (10/4)... Sacked Ryan Fitzpatrick for a loss of eight yards vs. NYJ (12/6).

### 2014 (GIANTS)

Played in 12 games with 11 starts, the first seven at tackle and the final four games at end... Missed four games with a calf injury... Did not start at SEA (11/9)... Finished with 15 tackles (seven solo), one sack, a fumble recovery and a pass defensed... Had two solo tackles in season opener at DET (9/8)... Twice had a season-high four tackles — vs. HOU (9/21) and vs. ATL (10/5)... Recovered fumble at WAS (9/25)... Sacked Robert Griffin III for an 8-yard loss vs. WAS (12/14).

### 2013 (GIANTS)

Appeared in all 16 games for a third consecutive season, the fourth time in five years... Started 15 games at defensive tackle... Finished with 49 tackles (33 solo), 5.0 sacks, 21 quarterback hurries, 12 quarterback hits, a pass defensed, two forced fumbles and two fumble recoveries... Played his first game for the Giants at DAL (9/8), recording four tackles (three solo)... Forced a fumble and had two tackles vs. DEN (9/15)... Did not start vs. PHI (10/6) because of knee and Achilles injuries but contributed three solo tackles and a half-sack... Posted five tackles (four solo) and recovered a fumble vs. OAK (11/10)... Finished with four solo tackles including 2.0 sacks vs. DAL (11/24)... Made a season-high five solo stops, including a sack, at WAS (12/1)... Had two tackles and a fumble recovery at SD (12/8)... Recorded four tackles (three solo) and a half-sack vs. SEA (12/15) and five tackles (four solo), a full sack and a forced fumble vs. WAS (12/29).

### 2012 (EAGLES)

Started all 16 games at defensive tackle for Philadelphia... Finished season with 51 tackles (28 solo), 4.0 sacks, a forced fumble and a fumble recovery... Recovered a fumble vs. BAL (9/16), which led to an Eagles touchdown... Tied a career high with seven tackles vs. NYG (9/30)... Sacked Matt Ryan vs. ATL (10/28) and Tony Romo vs. DAL (11/11)... Had a sack in back-to-back games in December, dropping Josh Freeman at TB (12/9) and Andy Dalton vs. CIN (12/13).

### 2011 (EAGLES)

Started all 16 games and finished with a career-high 61 tackles (40 solo), 5.5 sacks, a team-high seven tackles for loss and a fumble recovery... Registered a sack of A.J. Feeley at STL (9/11)... Twice sacked Matt Ryan at ATL (9/18), his fifth career multi-sack game... Sacked Eli Manning vs. NYG (9/25), becoming just the second Eagles defensive tackle to open a season with a sack in his first three games (Jerome Brown, 1991)... Had a half-sack and added six hurries at NYG (11/20).

### 2010 (PACKERS)

Played in 11 regular season games with eight starts and in all four postseason games for the Super Bowl-champion Packers... Ranked second on the team with a career-high 7.0 sacks. Tallied 29 tackles (20 solo), three for loss... After breaking his left hand in the second quarter of the season opener at PHI (9/12), returned with it casted and wrapped and posted a sack of Michael Vick... Sacked Trent Edwards vs. BUF (9/19) and Jay Cutler at CHI (9/27)... Sacked Shaun Hill vs. DET (10/3), marking the first time he recorded a sack in four straight games... Sacked Matt Ryan for a nine-yard loss at ATL (11/28)... Posted two sacks of Troy Smith vs. SF (12/5)... Had a half-sack of Jay Cutler in the NFC Championship game at CHI (1/23).

**2009 (PACKERS)**

Started all 16 regular season games for the first time and the Packers' NFC Wild Card Game at Arizona... Finished with 50 tackles (33 solo), 4.5 sacks, a career-high three forced fumbles and his first career interception... Helped Green Bay finish first in the NFL in rushing defense, holding opponents to a franchise-record 83.3 yards per game on the ground... Sacked Jay Cutler and matched a career high with seven tackles vs. CHI (9/13)... Sacked Carson Palmer and forced a fumble by tight end Daniel Coats vs. CIN (9/20)... Forced a fumble by Steven Jackson at STL (9/27)... Picked off Daunte Culpepper for his first interception, which he returned four yards vs. DET (10/18)... Registered a sack and forced fumble by Derek Anderson at CLE (10/25)... Sacked Alex Smith vs. SF (11/22).

**2008 (PACKERS)**

Started all four games in which he played before suffering a season-ending pectoral injury at TB (9/28)... Posted 18 tackles (13 solo), 2.5 sacks and a forced fumble... Sacked Jon Kitna at DET (9/14)... Recorded 1.5 sacks and a forced fumble of Tony Romo and tied a career high with seven tackles vs. DAL (9/21).

**2007 (PACKERS)**

Played in 16 regular season games with 15 starts and started two postseason games, including the NFC Championship vs. NYG (1/20)... Finished with 49 tackles (31 solo), 1.0 sacks and nine passes defended, the most by a Green Bay defensive lineman since the team began recording the statistic in 1980... Added 10 tackles and 1.5 sacks in the postseason... Sacked Jason Campbell vs. WAS (10/14)... Had 1.5 sacks of Matt Hasselbeck in the NFC Divisional Playoff Game vs. SEA (1/12).

**2006 (PACKERS)**

Played in 14 games with five starts and had 48 tackles (28 solo) and 6.5 sacks... Sacked Donovan McNabb at PHI (10/2)... Notched a half-sack at MIN (11/12) and at SF (12/10)... Recorded career-high totals of seven tackles and three sacks of Kitna vs. DET (12/17).

**2005 (PACKERS)**

Played in all 16 regular season games with 12 starts and registered 49 tackles (28 solo), 3.0 sacks and one fumble recovery... Also led the NFL with three blocked kicks, joining Chicago's Alfonso Boone (two) as one of just two players with multiple blocks that year... Blocked a Phil Dawson PAT vs. CLE (9/18)... Blocked a PAT attempt by John Kasay and recovered a fumble at CAR (10/3)... Blocked a 51-yard field goal attempt by Jeff Reed in the fourth quarter vs. PIT (11/6).

**2004 (PACKERS)**

In his debut season, played in all 16 regular season games with six starts and played in the team's postseason game... Contributed 28 tackles (18 solo), 4.5 sacks, a forced fumble and a fumble recovery... Recorded a sack of McNabb, a forced fumble and a recovery on the Eagles' first drive at PHI (12/5).

**2003 (PACKERS)**

Spent the offseason with the team but was waived prior to the start of the regular season.

**COLLEGE**

Played collegiately at Central Michigan from (1999-2002), where he started his final three seasons... Finished career with 137 tackles, 11.5 sacks and 17 tackles for a loss... As a senior, recorded 40 tackles (20 solo), seven tackles for losses and 4.5 sacks... As a junior, had 48 tackles (28 solo), 10 stops for losses and 5.0 sacks.

**PERSONAL**

Attended Belleville (Mich.) H.S., where he earned all-conference honors in football on top of all-conference accolades in track... Competed in the 100-meter dash and 300-meter hurdles and also earned two letters in basketball... Married to his high school sweetheart, Pashun, with whom he has two children, Jasmin and Ashanti... Younger brother of former All-Pro DT Kris Jenkins... Majored in elementary education... Son of Darome Jenkins, a middle school teacher who played college football at Eastern Michigan... Is an active supporter of "Reaching the Stars," which raises money for cystic fibrosis... Born Jan. 21, 1981.

**YEAR-BY-YEAR STATS****DEFENSE**

| Year          | Team | G          | GS         | Tack       | Solo       | Sack      | PD        | FF       | FR       |
|---------------|------|------------|------------|------------|------------|-----------|-----------|----------|----------|
| 2004          | GB   | 16         | 6          | 18         | 12         | 4.5       | 1         | 1        | 1        |
| 2005          | GB   | 16         | 12         | 37         | 23         | 3         | 5         | 0        | 1        |
| 2006          | GB   | 14         | 5          | 32         | 23         | 6.5       | 1         | 0        | 2        |
| 2007          | GB   | 16         | 15         | 44         | 26         | 1         | 6         | 0        | 0        |
| 2008          | GB   | 4          | 4          | 13         | 10         | 2.5       | 1         | 1        | 0        |
| 2009          | GB   | 16         | 16         | 32         | 23         | 4.5       | 1         | 3        | 0        |
| 2010          | GB   | 11         | 8          | 18         | 13         | 7         | 1         | 0        | 0        |
| 2011          | Phi  | 16         | 16         | 40         | 33         | 5.5       | 0         | 0        | 1        |
| 2012          | Phi  | 16         | 16         | 26         | 22         | 4         | 1         | 1        | 1        |
| 2013          | NYG  | 16         | 15         | 31         | 25         | 5         | 0         | 2        | 2        |
| 2014          | NYG  | 12         | 11         | 15         | 7          | 1         | 1         | 0        | 1        |
| 2015          | NYG  | 16         | 13         | 26         | 15         | 3         | 2         | 0        | 0        |
| 2016          | Was  | 15         | 0          | 16         | 10         | 1.5       | 0         | 0        | 0        |
| <b>Career</b> |      | <b>184</b> | <b>137</b> | <b>348</b> | <b>242</b> | <b>49</b> | <b>20</b> | <b>8</b> | <b>9</b> |

\*Tackle stats according to STATS, LLC

**ADDITIONAL**

INT: 1-0 in 2009

**POSTSEASON**

| Year          | Team | G        | GS       | Tack      | Solo      | Sack     | PD       | FF       | FR       |
|---------------|------|----------|----------|-----------|-----------|----------|----------|----------|----------|
| 2004          | GB   | 1        | 0        | 2         | 0         | 0        | 0        | 0        | 0        |
| 2007          | GB   | 2        | 2        | 8         | 6         | 1.5      | 1        | 0        | 0        |
| 2009          | GB   | 1        | 1        | 3         | 3         | 0        | 0        | 0        | 0        |
| 2010          | GB   | 4        | 0        | 4         | 4         | 0.5      | 0        | 0        | 0        |
| <b>Career</b> |      | <b>8</b> | <b>3</b> | <b>17</b> | <b>13</b> | <b>2</b> | <b>1</b> | <b>0</b> | <b>0</b> |

**CAREER HIGHS****SINGLE-GAME**

|                           |   |
|---------------------------|---|
| <b>Total Tackles:</b>     | 6, three times, last time at BUF (10/09/11) |
| <b>Solo Tackles:</b>      | 4, many times, last time vs. OAK (11/10/13) |
| <b>Sacks:</b>             | 3, vs. Detroit (12/17/06)                   |
| <b>Interceptions:</b>     | 1, vs. Detroit (10/18/09)                   |
| <b>Forced Fumbles:</b>    | 1, many times, last time vs. WAS (12/29/13) |
| <b>Fumble Recoveries:</b> | 1, nine times, last time at WAS (09/25/14)  |

**31**

# MATT JONES

**RB****6-2 // 232****2nd NFL Season // Florida****DOB: March 7, 1993 // Armwood H.S. [Seffner, Fla.]**

## MILESTONES

NFL debut: 9/13/15 (vs. MIA)... First rushing attempt: 9/13/15 (vs. MIA, no gain)... First rushing TD: 9/20/15 (vs. STL, 39 yards)... First 100-yard rushing game: 9/20/15 (vs. STL)... First multi-TD game: 9/20/15 (vs. STL)... First receiving TD: 11/15/15 (vs. NO, 78 yards from Kirk Cousins)

## TRANSACTIONS

Originally selected by the Washington Redskins in the third round (95th overall) of the 2015 NFL Draft.

## YEAR-BY-YEAR

### 2016 (REDSKINS)

Started all seven games in which he appeared, rushing 99 times for 460 yards with three rushing touchdowns and catching eight passes for 73 yards on the year... Rushed seven times for 24 yards and caught a nine-yard pass in a start vs. PIT (9/12)... Gained 61 yards on 13 carries with a touchdown vs. DAL (9/18). Also added a four-yard reception... Gained 65 yards on 17 carries and caught two passes for 14 yards in a win at NYG (9/25)... Gained 117 yards on 22 carries with a touchdown in a win vs. CLE (10/2), his second career 100-yard rushing game... Gained 31 yards on 14 carries and caught two passes for 25 yards in a win at BAL (10/9)... Recorded a career-high 135 yards on 16 carries with one touchdown in a win vs. PHI (10/16), including a career-long 57-yard run to seal the victory. His 135 rushing yards were the most by a member of the Redskins since Alfred Morris posted 139 yards at Minnesota on Nov. 7, 2013... Rushed 10 times for 27 yards at DET (10/23)... Inactive with a knee injury at CIN (10/30)... Inactive in Weeks 10-17.

### 2015 (REDSKINS)

Played in 13 games as a rookie, finishing the year with 490 rushing yards on 144 carries with three rushing touchdowns and 304 receiving yards on 19 receptions with one receiving touchdown... Gained 28 yards on six carries (4.7 avg.) in NFL debut vs. MIA (9/13)... Recorded then-career highs in rushing attempts (19), rushing yards (123) and rushing touchdowns (two) in win vs. STL (9/20), earning FedEx Ground Player of the Week honors. The 100-yard rushing game was the first by a Redskins rookie since Alfred Morris on Dec. 30, 2012. Scored a 39-yard touchdown on his first carry, the Redskins' longest rush since Morris' 45-yard touchdown run at Dallas in Week 6 of the 2013 season, a span of 30 games... Gained 38 yards on a team-high 11 carries at NYG (9/24)... Carried seven times for 11 yards vs. PHI (10/4)... Led team with 11 carries for 20 yards at ATL (10/11), including a two-yard rushing touchdown. Also caught one pass for 17 yards... Inactive with a toe injury at NYJ (10/18)... Gained 29 yards on nine carries and caught three passes for 22 yards in the largest comeback win (24 points) in team history vs. TB (10/25)... Rushed 11 times for 27 yards and caught two passes for 17 yards at NE (11/8)... Rushed 11 times for 56 yards and caught three passes for 151 yards with a touchdown in a win vs. NO (11/15). His 78-yard touchdown reception marked the longest by a Redskins running back since Larry Brown on Nov 5, 1972 (89 yards). His 131 receiving yards were the most by a Redskins running back since Dec. 16, 1962 (Dick James, 140 yards)... Gained 12 yards on two receptions and carried the ball five times at CAR (11/22)... Rushed eight times for 19 yards and added a 45-yard reception in a win vs. NYG (11/29). Became

the first Redskins running back since at least 1994 to record a reception of 45 yards or more in multiple games in a single season... Rushed 18 times for 49 yards and added a five-yard reception vs. DAL (12/7)... Gained 62 yards on 18 carries and added two receptions for 24 yards, including a crucial 18-yard catch on a deflected ball on the team's penultimate drive at CHI (12/13)... Rushed 10 times for 28 yards and caught an eight-yard pass vs. BUF (12/20)... Inactive with a hip injury at PHI (12/26) and at DAL (1/3)... Inactive for NFC Wild Card Round vs. GB (1/10).

## COLLEGE

Played collegiately at Florida from 2012-14, starting 15 of the 28 games in which he played, recording 297 career carries for 1,431 yards (4.8 avg.) with 11 rushing touchdowns and 19 receptions for 100 yards with one receiving touchdown... Started 10 of the 11 games in which he played in 2014, finishing with a team-high 817 rushing yards on 166 carries (4.9 avg.) with seven total touchdowns (six rushing). Had a career-high 192 yards and two touchdowns in upset win against Georgia... Suffered a season-ending knee injury in 2013 after compiling 339 rushing yards on 79 carries (4.3 avg.) and two touchdowns through five games. Had 176 yards rushing at Kentucky, the most by a Gator running back since Ciatrick Fason had 210 vs. Kentucky in 2004.. Played in 12 games in 2012, recording 52 carries for 275 yards and three touchdowns in addition to three receptions for 10 yards.

## PERSONAL

Attended Armwood H.S. in Seffner, Fla., where he helped lead his team to a 15-0 record and the FHSAA Class 6A Championship his senior year... Rushed for 896 yards and 10 touchdowns as a senior despite missing four games... Earned honorable mention all-state honors... Rated a four-star prospect by ESPN, Scout.com and Rivals.com... Visited active-duty service members and Wounded Warriors at the USO Warrior and Family Center in Bethesda, Md., for the second annual Military Appreciation BBQ in 2015. Also assembled care packages for domestic violence victims at the Fear 2 Freedom event at Redskins Park that season. Native of Tampa, Fla... Son of Barbara Singleton... Born March 7, 1993.

## YEAR-BY-YEAR STATS

**RUSHING**

| Year          | Team | GP        | GS       | Att        | Yds        | Avg        | Lg        | TD       |
|---------------|------|-----------|----------|------------|------------|------------|-----------|----------|
| 2015          | Was  | 13        | 0        | 144        | 490        | 3.4        | 39t       | 3        |
| 2016          | Was  | 7         | 7        | 99         | 460        | 4.6        | 57        | 3        |
| <b>Career</b> |      | <b>20</b> | <b>7</b> | <b>243</b> | <b>950</b> | <b>3.9</b> | <b>57</b> | <b>6</b> |

**RECEIVING**

| Year          | Team | GP        | GS       | Rec       | Yds        | Avg       | Lg         | TD       |
|---------------|------|-----------|----------|-----------|------------|-----------|------------|----------|
| 2015          | Was  | 13        | 0        | 19        | 304        | 16        | 78t        | 1        |
| 2016          | Was  | 7         | 7        | 8         | 73         | 9.1       | 16         | 0        |
| <b>Career</b> |      | <b>20</b> | <b>7</b> | <b>27</b> | <b>377</b> | <b>14</b> | <b>78t</b> | <b>1</b> |

**ADDITIONAL**

Fumbles-Lost: 5-4 in 2015, 3-2 in 2016

## CAREER HIGHS

**SINGLE-GAME**

|                          |  |
|--------------------------|--|
| <b>Carries:</b>          | 22, vs. Cleveland (10/2/16)            |
| <b>Rushing Yards:</b>    | 135, vs. Philadelphia (10/16/16)       |
| <b>Long (Rushing):</b>   | 57, vs. Philadelphia (10/16/16)        |
| <b>Rushing TD:</b>       | 2, vs. St. Louis (9/20/15)             |
| <b>Receptions:</b>       | 3, three times, last vs. NO (11/15/15) |
| <b>Receiving Yards:</b>  | 131, vs. New Orleans (11/15/15)        |
| <b>Long (Receiving):</b> | 78t, vs. New Orleans (11/15/15)        |
| <b>Receiving TD:</b>     | 1, vs. New Orleans (11/15/15)          |

**32**

# ROB KELLEY

**RB****6-0 // 228**  
**Rookie // Tulane****DOB: Oct. 3, 1992 // O. Perry Walker H.S. (New Orleans, La.)**

## MILESTONES

NFL debut: 9/18/16 (vs. DAL)... First rushing TD: 10/30/16 (at CIN)... First 100-yard rushing game: 11/20/16 (vs. GB)... First receiving TD: 10/23/16 (at DET)

## TRANSACTIONS

Originally entered the NFL with the Washington Redskins as a college free agent on May 6, 2016.

## YEAR-BY-YEAR

### 2016 (REDSKINS)

Appeared in 15 games with nine starts after making the roster as an undrafted free agent. Led the Redskins in rushing attempts (168), rushing yards (704) and rushing touchdowns (six) while also adding 12 catches for 82 yards and a receiving touchdown... Active but did not play vs. PIT (9/12)... Made NFL debut on special teams vs. DAL (9/18)... Rushed four times for seven yards in a win at NYG (9/25)... Gained four yards on one carry in a win vs. CLE (10/2)... Rushed three times for 18 yards in a win at BAL (10/9)... Gained 59 yards on five carries in a win vs. PHI (10/16). His 45-yard run in the game was the longest by a Redskins rookie since Robert Griffin III's 46-yard run against the New York Giants on Dec. 3, 2012... Rushed four times for 15 yards and caught a one-yard touchdown pass at DET (10/23). Became the first Redskins rookie back to score his first career touchdown via reception since fullback Darrel Young vs. Philadelphia on Nov. 15, 2010... Recorded then-career highs in rushing attempts (21), rushing yards (87) and rushing touchdowns (one) in his first career start in a tie against CIN (10/30) in London... Set then-career highs with 22 carries for 97 rushing yards in a win vs. MIN (11/13)... Recorded career highs in rushing attempts (24), rushing yards (137) and tied a team record with three rushing touchdowns in a win vs. GB (11/20), earning FedEx NFL Ground Player of the Week honors. His performance marked the 25th time a member of the Redskins has recorded three rushing touchdowns in a single game and the first since Darrel Young on Nov. 3, 2013. Became the first Redskins rookie to rush for three touchdowns since Alfred Morris on Dec. 30, 2012, coincidentally the team's last victory on Sunday Night Football. Helped seal the game with a 66-yard run, the team's longest run from scrimmage since a 76-yard rush by Robert Griffin III on Oct. 14, 2012. It also marked the longest run by a Redskins rookie since that same Griffin run. Helped the Redskins finish with two 100-yard receivers (Pierre Garçon and Jamison Crowder) and a 100-yard rusher (Robert Kelley) in a single game for the first time since Sept. 12, 1999 vs. Dallas (Michael Westbrook, Albert Connell and Stephen Davis)... Gained 37 yards on 14 carries at DAL (11/24)... Rushed 14 times for 63 yards at ARI (12/4)... Rushed 16 times for 63 yards with a 22-yard touchdown at PHI (12/11) and added two catches for 25 yards. His 22-yard rushing touchdown was the longest rushing touchdown by the member of the Redskins since a 39-yard touchdown run by Matt Jones in Week 2 of the 2015 season... Gained eight yards on nine carries with a touchdown and recorded career highs in receptions (four) and receiving yards (47) vs. CAR (12/19). Recorded his sixth rushing touchdown of the season on a five-yard touchdown run, tying Andy Farkas (six in 1938) for fifth-most by a rookie in franchise history... Rushed 19 times for 76 yards in a win at CHI (12/24)... Gained 33 yards on 12

carries vs. NYG (1/1).

## COLLEGE

Played collegiately at Tulane from 2011-15, appearing in 50 career games with 12 starts... Recorded 318 career rushing attempts for 1,295 yards with six rushing touchdowns in addition to catching 86 career passes for 727 yards with six receiving touchdowns... As a senior in 2015, rushed 65 times for 252 yards and one touchdown in 12 games with six starts. Also gained 33 yards on six receptions with a receiving touchdown... Redshirted in 2014... Played in all 13 games with two starts as a junior in 2013, finishing second on the team in rushing attempts (98), rushing yards (420) and rushing touchdowns (three). Added 18 receptions for 176 yards with one receiving touchdown... Saw action in all 12 games with four starts as a sophomore, gaining 286 yards on 81 carries and catching 46 passes for 340 yards with four receiving touchdowns... Played in all 13 games as a true freshman, setting Tulane single-season records in kick returns (64) and kick return yardage (1,305). Also gained 332 rushing yards on 74 carries with two rushing touchdowns and added 16 receptions for 178 receiving yards.

## PERSONAL

Attended O. Perry Walker H.S. in New Orleans, where he ran 404 times for 2,347 yards with 25 touchdowns and recorded 28 receptions for 242 yards with three receiving touchdowns during his prep career... Named first-team All-District 10-4A as a junior and senior... As a senior, named honorable-mention all-state and first-team all-metro after running for 947 yards and 10 touchdowns despite being plagued by a back injury... Ran for 1,400 yards and 15 touchdowns while catching 18 passes for 156 yards and a score as a junior en route to earning first-team all-state honors... Majored in homeland security... Son of Robert Thompson and Darriel Kelley. Has one brother, Fred, and four sisters: Johnqul, Kevijon, Yonnie and Nigal... Full name: Robert John Kelley... Born Oct. 3, 1992, in New Orleans.

## YEAR-BY-YEAR STATS

### RUSHING

| Year          | Team | GP        | GS       | Att        | Yds        | Avg        | Lg        | TD       |
|---------------|------|-----------|----------|------------|------------|------------|-----------|----------|
| 2016          | Was  | 15        | 9        | 168        | 704        | 4.2        | 66        | 6        |
| <b>Career</b> |      | <b>15</b> | <b>9</b> | <b>168</b> | <b>704</b> | <b>4.2</b> | <b>66</b> | <b>6</b> |

### RECEIVING

| Year          | Team | GP        | GS       | Rec       | Yds       | Avg        | Lg        | TD       |
|---------------|------|-----------|----------|-----------|-----------|------------|-----------|----------|
| 2016          | Was  | 15        | 9        | 12        | 82        | 6.8        | 22        | 1        |
| <b>Career</b> |      | <b>15</b> | <b>9</b> | <b>12</b> | <b>82</b> | <b>6.8</b> | <b>22</b> | <b>1</b> |

## CAREER HIGHS

### SINGLE-GAME

|                        |                               |
|------------------------|-------------------------------|
| <b>Carries:</b>        | 24, vs. Green Bay (11/20/16)  |
| <b>Rushing Yards:</b>  | 137, vs. Green Bay (11/20/16) |
| <b>Long (Rushing):</b> | 66, vs. Green Bay (11/20/16)  |
| <b>Rushing TD:</b>     | 3, vs. Green Bay (11/20/16)   |
| <b>Receiving TD:</b>   | 1, at Detroit (10/23/16)      |

**91**

# RYAN KERRIGAN

**LB****6-4 // 265****6th NFL Season // Purdue****DOB: Aug. 16, 1988 // Muncie (Ind.) Central H.S.**

## HONOR ROLL

Two-time Pro Bowl selection (2012, 2016 seasons)  
 PFW/PFWA All-Rookie Team (2011)  
 NFLPA Community MVP (Week 3, 2014)  
 Media Good Guy Award (2014)  
 Redskins Walter Payton Man of the Year (2015)  
 NFL Top 100 Players [No. 70 in 2014]

## MILESTONES

NFL debut: 9/11/11 (vs. NYG)... First sack: 9/18/11 (vs. ARI, Kevin Kolb)... First multi-sack game: 11/13/11 (at MIA, 2)... First INT: 9/11/11 (vs. NYG, Eli Manning)... First TD: 9/11/11 (vs. NYG, 9 yard INT return, Eli Manning)... First FF: 9/26/11 (at DAL, Laurent Robinson)... First FR: 11/18/12 (vs. PHI, LeSean McCoy)

## TRANSACTIONS

Originally selected by the Washington Redskins in the first round (16th overall) of the 2011 NFL Draft... Signed multi-year contract extension on July 29, 2015.

## PRO

Enters 2016 having started all 80 regular season games in which he has appeared... Credited by STATS, LLC with 290 tackles (215 solo), 47.5 sacks, two interceptions (both returned for touchdowns), 17 forced fumbles and two fumbles recovered through the 2015 season... Ranked third on the Redskins' all-time sack list (47.5) after his first five seasons... Became only the third member of the Redskins to start all 16 games in a season in each of his first five NFL seasons, joining Champ Bailey (1999-2003) and Jon Jansen (1999-2003)... Named to the Pro Bowl following the 2012 season and to the 2011 PFW/PFWA All-Rookie Team... Was the only NFL player to accumulate 10 sacks and two interception return touchdowns from 2011-12... Scored a touchdown in his NFL debut, intercepting a pass from Eli Manning and returning it nine yards... Set a Redskins' rookie franchise record with four forced fumbles in 2011.

## YEAR-BY-YEAR

### 2016 (REDSKINS)

Iron man started all 16 games for a sixth consecutive season, becoming the first member of the Redskins to start all 16 games in each of the first six seasons of an NFL career since the adoption of the 16-game schedule in 1978. Compiled 33 tackles (26 solo), 11.0 sacks, two forced fumbles and two passes defended on the year... Reached 10 sacks for the second time in his career, becoming the fifth member of the Redskins to post multiple 10-sack seasons since the NFL adopted sacks as an official statistic in 1982 (Dexter Manley, 4; Charles Mann, 4; Andre Carter, 2; Brian Orakpo, 2)... Recorded two solo tackles including a sack-fumble of QB Ben Roethlisberger vs. PIT (9/12)... Made three solo tackles including a half-sack vs. DAL (9/18)... Recorded four solo tackles, including two for loss, in a win at NYG (9/25)... Started vs. CLE (10/2) but exited the game early with an elbow injury... In a win at BAL (10/9), became the third Redskins player to record 50 career sacks since the NFL adopted sacks as an official statistic in 1982, joining Dexter Manley and Charles Mann... Posted four tackles (three

solo) including 2.5 first-half sacks in a win vs. PHI (10/16), his ninth career multi-sack game... Recorded a sack at DET (10/23)... Recorded three solo tackles, a sack and a pass defended in a tie against CIN (10/30) in London. Recorded a sack in a fourth consecutive game for the first time since a five-game stretch in Weeks 12-16 of the 2014 season... Made three tackles (one solo) in a win vs. MIN (11/13)... Posted a sack in a win vs. GB (11/20). Pushed his season sack total to 8.0, joining Jared Allen, Derrick Thomas, DeMarcus Ware and Reggie White as the only players to register at least 7.5 sacks in each of the first six seasons of an NFL career since the NFL adopted sacks as an official statistic in 1982... Made five tackles (two solo) including a five-yard sack at DAL (11/24)... Recorded two solo tackles, a sack and a pass defended at ARI (12/4)... Made two solo tackles including a game-winning sack-fumble of Carson Wentz. The sack was his 11th of the season, tying him for the 10th-most in a single season in team history. Also marked the second time he had posted a sack in four consecutive games in the 2016 season (Weeks 5-8)... Made two tackles (one solo) vs. CAR (12/19)... Contributed on defense and special teams in a win at CHI (12/24)... Played but was limited by a dislocated finger vs. NYG (1/1).

### 2015 (REDSKINS)

Named the team's 2015 Walter Payton Man of the Year for his play on the field and work in the Washington, D.C. metro area community... Started all 16 regular season games for a fifth straight season and started his second career postseason contest... Became only the third member of the Redskins to start all 16 games in a season in each of his first five NFL seasons since the NFL adopted the 16-game format in 1978, joining Champ Bailey (1999-2003) and Jon Jansen (1999-2003)... Accrued 42 tackles (33 solo), 9.5 sacks, three passes defended and two forced fumbles during the year... Recorded two tackles (one solo), a pass defended and a half-sack vs. MIA (9/13)... Made four tackles (two solo) and was credited with a forced fumble in a win vs. STL (9/20)... Registered a solo tackle at NYG (9/24)... Recorded four solo tackles (two for loss) including a sack vs. PHI (10/4)... Posted two sacks among his three solo tackles, passing Brian Orakpo (40.0) for fifth on the Redskins all-time sack list. The multi-sack game was his first since Week 14 of 2014... Added an assisted tackle at NYJ (10/18)... Made one solo tackle vs. TB (10/25) prior to exiting the game with a hand injury... Contributed two tackles (one solo) in contests at NE (11/8) and vs. NO (11/15)... Recorded three tackles (two solo) including a sack at CAR (11/22), moving into sole possession of fourth place in career sacks in team history... Registered three solo tackles, two sacks and a pass defended in a win vs. NYG (11/29). Moved past Monte Coleman (43.5) for third-most sacks in franchise history since 1982... Posted two solo tackles (one for loss) and a pass defended vs. DAL (12/7)... Recorded five tackles (four solo) including an eight-yard sack in a win at CHI (12/13). Became only the fifth NFL player since 1982 to record 7.5 sacks in each of his first five seasons (Jared Allen, Derrick Thomas, DeMarcus Ware and Reggie White)... Recorded three solo tackles and a sack in a win vs. BUF (12/20). On the sack, he forced the 17th fumble of his career... Made three solo tackles in a division-clinching win at PHI (12/26)... Recorded two tackles (one solo) including a sack in regular season finale at DAL (1/3)... Posted two tackles (one solo) and a pass defended in NFC Wild Card Round vs. GB (1/10).



**2014 (REDSKINS)**

Started all 16 games for the fourth consecutive season and posted a career-high 13.5 sacks... Tied for the league lead in forced fumbles (five), becoming the first member of the Redskins to finish atop league rankings in that category since LaVar Arrington in 2003 (six)... Started at HOU (9/7), recording three tackles (two solo) and the 11th forced fumble of his career... Started vs. JAX (9/14), tying a team record with four sacks among the Redskins' team-record-tying 10 sacks on the day. Tied Phillip Daniels (12/18/05), Ken Harvey (11/23/97), Dexter Manley (10/2/88) and Brian Orakpo (12/13/2009). Pushed past Darryl Grant (27.0) for ninth on the Redskins' all-time sack list... Started and added a solo tackle at PHI (9/21)... Started and recorded a sack among his three solo tackles vs. NYG (9/25) to move past Bruce Smith (28.5) for eighth in sacks in franchise history... Started and registered five tackles (two solo) including a sack vs. SEA (10/6)... Recorded a career-high nine tackles (seven solo) with a half-sack and a forced fumble in a start at ARI (10/12)... Made four tackles (two solo) in a start vs. TEN (10/19)... Started and recorded six tackles (five solo) with a sack in an overtime win at DAL (10/27)... Started and made three solo tackles at MIN (11/2)... Started and made three tackles (two solo, two for loss) vs. TB (11/16)... Started and recorded three tackles (two solo) including a sack to tie his single-season career high (8.5) at SF (11/23)... Started at IND (11/30) and recorded a sack-fumble on the game's first offensive play to establish a new career high in sacks (9.5) and tie Ken Harvey for the most forced fumbles by a member of the Redskins since 1994 (13). Led the team with five tackles (all solo)... Started vs. STL (12/7) and improved upon his single-season career high in sacks, collecting two sacks to push his season total to 11.5 and to pass Andre Carter (34.0) and Dave Butz (35.5) on the team's all-time sack list. The multi-sack game was the sixth of his career. Also forced the 14th fumble of his career, passing Ken Harvey (13) for most by a member of the Redskins since 1994... Started and recorded two solo tackles including a sack at NYG (12/14). Pushed career-high sack total to 12.5 and tied Marco Coleman (12.5 in 2000) for the sixth-most sacks in a single season in team history... Started and posted six solo tackles, a sack, a forced fumble and a fumble recovery in a win vs. PHI (12/20). Pushed career-high sack total to 13.5, tying Ken Harvey (1994) and Dexter Manley (1984) for fourth in team history, tying Harvey for the most sacks by a Redskins linebacker in a single season. Notched a full sack in five consecutive games for the first time in his career, becoming the first member of the Redskins to accomplish the feat since Fred Stokes in Weeks 1-5 of the 1991 season... Recorded two tackles (one solo) in a start vs. DAL (12/28).

**2013 (REDSKINS)**

Started vs. PHI (9/9) and had a career-high eight tackles (seven solo), one sack and was credited with a forced fumble on a Michael Vick lateral that DeAngelo Hall returned 75 yards for a touchdown... Started at GB (9/15), collecting five tackles (all solo) and matching his then-career high with two sacks... Started vs. DET (9/22) and posted seven tackles (three solo) and a pass defended... Started at OAK (9/29), and added four tackles (two solo), including a career-high-matching two sacks and a forced fumble. The multi-sack game was the fourth of his career... Started and registered two solo tackles at DAL (10/13)... Started and posted two tackles (one solo) vs. CHI (10/20)... Started at DEN (10/27), registering two solo tackles, a sack and a forced fumble... Started and added three tackles (two solo) vs. SD (11/3)... Started and contributed four tackles (three solo) and a pass defended at MIN (11/7)... Started and had two solo tackles at PHI (11/17)... Started and added three tackles (two solo) including two for loss vs. SF (11/25)... Started and recorded four solo tackles vs. NYG (12/1)...

Started and had a team-high eight tackles (seven solo), including three for loss, vs. KC (12/8)... Started and registered four tackles (one solo) including a 10-yard sack of Matt Ryan at ATL (12/15)... Started and notched five tackles (two solo), including a sack... Started and made three tackles (one solo) vs. NYG (12/29).

**2012 (REDSKINS)**

Started all 16 regular season games for the second straight year... Credited by the coaching staff with 62 tackles (32 solo), 25 quarterback pressures and 11 passes defended... Added a career-high 8.5 sacks and had his second career interception return touchdown... Selected to first Pro Bowl... Started and played every snap in the team's season-opening win at NO (9/9), registering two tackles (both solo), two quarterback hurries and a sack... Started at STL (9/16) and finished with two tackles... Started vs. CIN (9/23), registering a four tackles, three quarterback hits, two passes defended and a half-sack. Also hit Bengals QB Andy Dalton on the pass intercepted by Rob Jackson for a touchdown... Started at TB (9/30) and registered three tackles, including two tackles for loss, a sack and a pass defended... Started vs. ATL (10/7) and scored the second touchdown of his career, intercepting a Matt Ryan pass and returning it 28 yards for a touchdown in the second quarter. He became the first Redskin since the 1970 AFL-NFL merger to have an interception return for touchdown in each of his first two NFL seasons... Started and had two tackles vs. MIN (10/14)... Started and had one tackle at NYG (10/21)... Started and registered a sack, a pass defended and four tackles (all solo) at PIT (10/28)... Started and had one tackle vs. CAR (11/4)... Started in a win vs. PHI (11/18) and had three tackles, one sack, one forced fumble and a fumble recovery. Had his consecutive snaps played streak to start his career end at 1,751 via coaches' decision in the fourth quarter... Started and had four tackles (all solo), one pass defended and one sack in a Thanksgiving Day win at DAL (11/22)... In a win vs. NYG (12/3) on Monday Night Football, started at outside linebacker and registered four tackles (two solo)... Started and had four solo tackles in a win vs. BAL (12/9)... Started and had three solo tackles and two passes defended in a win at CLE (12/16)... Started and had five solo tackles, two sacks and a forced fumble in a win at PHI (12/23)... Started and had six tackles (three solo) in a division-clinching win vs. DAL (12/30)... Started and had four tackles in the NFC Wild Card Round vs. SEA (1/6).

**2011 (REDSKINS)**

Started in all 16 games and played every defensive snap despite not having the luxury of a traditional offseason program... Finished with 70 tackles, nine tackles for loss, 7.5 sacks, and team-highs in forced fumbles (four) and quarterback pressures (42)... Four forced fumbles were a Redskins rookie record... Started vs. NYG (9/11) in his first career game and recorded six tackles (one solo) and returned his first career interception nine yards for a touchdown... Started vs. ARI (9/18) and finished with three tackles (two solo), his first career sack and two passes defended... Started at DAL (9/26) and recorded four tackles (four solo), one sack and one forced fumble... Named NFL Defensive Rookie of the Month for September... Started at STL (10/2) and recorded six tackles (five solo), one sack and a forced fumble... Started vs. PHI (10/16) and recorded six tackles (two solo), and one pass defended... Started at CAR (10/23) and recorded three tackles (two solo)... Started at BUF (10/30) and recorded five solo tackles... Started vs. SF (11/6) and recorded six tackles (four solo) and one sack... Started at MIA (11/13) and recorded six tackles (five solo), two sacks and two forced fumbles... Started vs. DAL (11/20) and recorded four tackles (one solo), one sack and one pass defended... Started at SEA (11/27) and recorded five tackles (two solo)... Started vs. NYJ (12/4) and recorded seven tackles (four

solo) and one pass defended... Started vs. NE (12/11) and recorded one solo tackle... Started at NYG (12/18) and recorded three tackles (two solo) and one sack... Started vs. MIN (12/24) and recorded three tackles (two solo)... Started at PHI (1/1/12) and recorded two solo tackles.

## COLLEGE

Played collegiately at Purdue from 2007-10 and finished career tied for the all-time Football Bowl Subdivision record with 14 fumbles forced (Big Ten record), tied for second all-time at Purdue with 33.5 sacks and fifth in Purdue history in tackles for loss with 57.0... As a senior, was a team co-captain and received team's Most Valuable Player Award for defense... Was the first unanimous All-American at Purdue since 1980 and merely the seventh in school history... Named first team All-America by the American Football Coaches Association, The Walter Camp Football Foundation, the Football Writers Association of America, the Associated Press and The Sporting News... Also earned SI.com first team All-American, Rivals.com first team All-American, Big Ten Defensive Player of the Year (coaches and media votes), Big Ten Defensive Lineman of the Year (coaches), first team All-Big Ten (coaches and media), Academic All-Big Ten... Runner up for the Ted Hendricks Award (nation's outstanding defensive end), semifinalist for Chuck Bednarik Award, Rotary Lombardi Award and Ronnie Lott IMPACT Trophy... Led the Football Bowl Subdivision in tackles for loss in the regular season (26.0), tied for second in fumbles forced (5), third in the FBS in sacks (12.5) and led the Big Ten in all three categories... Started all 12 games and totaled 70 tackles (50 solo), 26 tackles for a loss, 12.5 sacks, five forced fumbles and two fumble recoveries... As a junior, was named to Ted Hendricks Award watch list (nation's outstanding defensive end)... Earned second team All-American by Rivals.com, honorable mention All-American by College Football Insiders and SI.com, first team All-Big Ten by media and second team by coaches, second team Academic All-American, Academic All-District V and Academic All-Big Ten... Received team's Most Valuable Player Award for defense... Started all 12 games and led nation with school-record-tying seven forced fumbles, which were second-most in Big Ten history... Topped Big Ten and ranked third nationally with 13.0 sacks... Ranked fourth on team with 66 tackles (41 solo, 25 assists), and had two pass breakups and one fumble recovery... As a sophomore, named honorable mention All-Big Ten by media and Academic All-Big Ten honors... Appeared in all 12 games, including 11 starts and ranked seventh in Big Ten in sacks (7.0) and 10th in tackles for loss (11.5)... Totaled 56 tackles (31 solo), four passes defended, one interception and two forced fumbles... As a freshman, appeared in 12 games and totaled 18 tackles (12 solo) and one sack.

## PERSONAL

Attended Muncie (Ind.) Central H.S. and lettered four times in football and baseball, starting in each of his last three seasons on the gridiron... Also lettered twice in basketball (freshman and junior years)... Received a threestar prospect rating and was rated the 88th-best player in the nation by Scout.com... Lined up at defensive end and tight end, earning Defensive Lineman of the Year in Mr. Football voting, adding All-State, All-Division 4A and All-North Central League honors in 2006... Recorded 90 tackles and led the state with 19.0 quarterback sacks as a senior... On offense, he pulled down 40 passes for 789 yards (19.73 avg.) and six touchdowns, as the team compiled a 7-6 record... On the basketball court, he was a reserve on the Muncie Central team that lost to future NBA draft picks Greg Oden and Mike Conley at Lawrence North in the 2006 Class 4A title game... Threw out a first pitch with former MLB player Javy Lopez

at opening night of the AA Richmond Flying Squirrels of the Eastern League in 2013... Born Patrick Ryan Kerrigan... Father, Brendan, played football at Ball State... Brother, Kyle, was a member of the DePauw swim team.

## COMMUNITY

In 2013, launched Ryan Kerrigan's Blitz for the Better Foundation, which provides opportunities, support and resources to children and families in need in the Greater Washington, D.C. area. Served as a waiter with several teammates at Ruth's Chris Steak House at the organization's launch fundraiser, raising more \$100,000 for seriously ill, special needs and physically challenged children in each of the last three years... Has dedicated multiple "Kerrigan's Korner" hubs at local children's hospitals to provide children who are battling various serious illnesses with an electronic center full of games and movies to keep their minds stimulated during recovery... Named the Redskins Walter Payton Man of the Year in 2015 for his efforts in the community... Attended the Smashing Walnuts Foundation Gala to help raise awareness for childhood brain cancer, promoted the importance of eating breakfast to Guilford Elementary students in Sterling, Va., participated in the 136th annual White House Easter Egg Roll, walked in the inaugural WDW Wives Runway Show to benefit the Washington Redskins Charitable Foundation, welcomed 1,100 children into the Redskins locker room at FedExField to meet Santa and take home toys for Christmas at Skings San Shoppe, met and congratulated children who won their Redskins Read Across Richmond summer challenge and brought 25 children from INOVA Children's Hospital to the Redskins cafeteria to eat, play games and create their own Build-A-Bear in 2015... In 2014, raised money for after-school exercise and wellness programs with actor Matthew McConaughey and teammate Alfred Morris at the Movies with Morris event and raised money for pediatric cancer research at the Make-A-Wish Foundation Evening of Wishes Gala in 2014... Participated in the Smashing Walnuts Foundation fundraiser in honor of Gabriella Miller in 2013 among his other charitable endeavors... In 2012, participated in the team's 80th Anniversary Thank You Tour throughout Virginia, Maryland and Washington, D.C... Brought smiles to hospital patients by dressing up in costume and visiting with children at the WRCF Pediatric Halloween Party... In 2011, helped the Washington Redskins Charitable Foundation and the U.S. Marine Corps provide 1,100 youth in need with a toy at the annual Skins Santa Shoppe... Participated in the 4th & Life program, a program for high school athletes focusing on what it takes to be successful on the field, in the classroom, and in the workplace... Led kids in fitness activities as part of NFL's PLAY 60 campaign, helping kids get 60 minutes of exercise a day.



## YEAR-BY-YEAR STATS

## DEFENSE

| Year          | Team | G         | GS        | Tack       | Solo       | Sack        | INT      | PD        |
|---------------|------|-----------|-----------|------------|------------|-------------|----------|-----------|
| 2011          | Was  | 16        | 16        | 64         | 42         | 7.5         | 1        | 4         |
| 2012          | Was  | 16        | 16        | 54         | 42         | 8.5         | 1        | 8         |
| 2013          | Was  | 16        | 16        | 66         | 47         | 8.5         | 0        | 3         |
| 2014          | Was  | 16        | 16        | 64         | 51         | 13.5        | 0        | 1         |
| 2015          | Was  | 16        | 16        | 42         | 33         | 9.5         | 0        | 3         |
| 2016          | Was  | 16        | 16        | 33         | 26         | 11.0        | 0        | 2         |
| <b>Career</b> |      | <b>96</b> | <b>96</b> | <b>323</b> | <b>241</b> | <b>58.5</b> | <b>2</b> | <b>21</b> |

\*Tackle stats according to STATS, LLC

## ADDITIONAL

FF-FR: 4-0 in 2011, 2-1 in 2012, 4-0 in 2013, 5-1 in 2014, 2-0 in 2015, 2-0 in 2016

INT TD: 1 in 2011, 1 in 2012

## POSTSEASON

| Year          | Team | G        | GS       | Tack     | Solo     | Sack     | INT      | PD       |
|---------------|------|----------|----------|----------|----------|----------|----------|----------|
| 2012          | Was  | 1        | 1        | 4        | 2        | 0        | 0        | 0        |
| 2015          | Was  | 1        | 1        | 2        | 1        | 0        | 0        | 1        |
| <b>Career</b> |      | <b>2</b> | <b>2</b> | <b>6</b> | <b>3</b> | <b>0</b> | <b>0</b> | <b>1</b> |

## CAREER HIGHS

## SINGLE-GAME

|                           |  |
|---------------------------|--|
| <b>Total Tackles:</b>     | 9, at Arizona (10/12/14)                   |
| <b>Solo Tackles</b>       | 7, last at Arizona (10/12/14)              |
| <b>Interceptions:</b>     | 1, twice, last vs. Atlanta (10/7/12)       |
| <b>Sacks:</b>             | 4, vs. Jacksonville (9/14/14)              |
| <b>Passes Defensed:</b>   | 2, three times, last at CLE (12/16/12)     |
| <b>Forced Fumbles:</b>    | 2, at Miami (11/13/11)                     |
| <b>Fumbles Recovered:</b> | 1, twice, last vs. Philadelphia (12/20/14) |

**74**

# ARIE KOUANDJIO

**G****6-5 // 325****2nd NFL Season // Alabama****DOB: April 23, 1992 // DeMatha Catholic H.S. (Hyattsville, Md.)**

## MILESTONES

NFL debut: 10/4/15 (vs. PHI)... First NFL start: 10/2/16 (vs. CLE)

## TRANSACTIONS

Originally selected by the Washington Redskins in the fourth round (112th overall) of the 2015 NFL Draft.

## YEAR-BY-YEAR

### 2016 (REDSKINS)

Played in five games with two starts... Inactive in Weeks 1-3... Made first career start at left guard in a win vs. CLE (10/2)... Active but did not play at BAL (10/9) and vs. PHI (10/16)... Played on offense and special teams at DET (10/23)... Inactive at CIN (10/30), vs. MIN (11/13), vs. GB (11/20) and at DAL (11/24)... Played on offense and special teams at ARI (12/4)... Started at left guard in a win at PHI (12/11)... Active but did not play vs. CAR (12/19)... Contributed on special teams in a win at CHI (12/24)... Active but did not play vs. NYG (1/1).

### 2015 (REDSKINS)

Appeared in three games as a rookie... Inactive vs. MIA (9/13), vs. STL (9/20) and at NYG (9/24)... Made NFL debut on special teams vs. PHI (10/4)... Inactive at ATL (10/11)... Active but did not play at NYJ (10/18)... Contributed on special teams vs. TB (10/25)... Played on offense and special teams at NE (11/8)... Inactive vs. NO (11/15), at CAR (11/22), vs. NYG (11/29), vs. DAL (12/7), at CHI (12/13), vs. BUF (12/20) and at PHI (12/26)... Active but did not play at DAL (1/3)... Inactive for NFC Wild Card Round vs. GB (1/10).

## COLLEGE

Played collegiately at Alabama from 2010-14, appearing in 40 games with 27 starts and helping the Crimson Tide to two SEC championship titles and two BCS National Championships... Started all 14 games as a senior in 2014, earning first-team All-SEC and second-team All-American honors from the Associated Press. Also earned first-team All-SEC honors from the league's coaches... As a junior in 2013, started all 13 games at left guard, blocking for an offense that produced Alabama's second-highest total yardage figure in a single season in school history... Appeared in 11 games as a sophomore in the 2012... Played in two games prior to injury as a redshirt freshman in 2011... Redshirted in 2010.

## PERSONAL

Attended DeMatha Catholic H.S. in Hyattsville, Md., less than 10 miles from FedExField... Was a U.S. Army All-American in high school, ranking as the No. 13 offensive tackle in the nation by Rivals.com and 117th overall prospect as a four-star recruit in the Rivals250... Ranked second in the Rivals.com Maryland Postseason Top 20... Brother, Cyrus, played at Alabama from 2011-13 and was drafted by the Buffalo Bills in the 2014 NFL Draft... Son of Jean-Claude and Georgette Kouandjio... Emigrated from Cameroon in 1999... Name pronounced "R-ree" "KWAN-joe"... Born April 23, 1992.

## COMMUNITY

D.C.-area native immediately started giving back to the community upon being drafted by the team in 2015... Paid tribute to active duty members as well as veterans of the armed forces while touring Quantico Marine Base in Prince William County, Va... Visited active-duty service members and Wounded Warriors at the USO Warrior and Family Center in Bethesda, Md., for the second annual Military Appreciation BBQ... Assembled care packages for domestic violence victims at the Fear 2 Freedom event at Redskins Park... Distributed hats and coats as part of the Share the Warmth event presented by Macy's... Welcomed 1,100 children into the Redskins locker room at FedExField to meet Santa and take home toys for Christmas at Skins Santa Shoppe... Spoke with students about leading active lives and making healthy choices at Roosevelt High School in northwest Washington, D.C... Visited his former elementary school in Beltsville, Md., to promote reading among fourth and fifth grade students.

## YEAR-BY-YEAR STATS

### GAMES/STARTS

| Year          | Team | G        | GS       |
|---------------|------|----------|----------|
| 2015          | Was  | 3        | 0        |
| 2016          | Was  | 5        | 2        |
| <b>Career</b> |      | <b>8</b> | <b>2</b> |

**77**

# SHAWN LAUVAO

**G****6-3 // 326****7th NFL Season // Arizona State****DOB: Oct. 26, 1987 // Farrington H.S. (Honolulu, Hawaii)**

## MILESTONES

NFL debut: 10/24/10 (at NO)... First NFL start: 11/21/10 (at JAX)... Redskins debut: 9/7/14 (at HOU)

## TRANSACTIONS

Originally selected by the Cleveland Browns in the third round (92nd overall) of the 2010 NFL Draft... Signed with the Washington Redskins as an unrestricted free agent on March 12, 2014.

## PRO

Agreed to terms with the Redskins on the first day of free agency in 2014... Enters the 2016 season having previously appeared in 71 games with 62 starts.

## YEAR-BY-YEAR

### 2016 (REDSKINS)

Started all 14 games in which he appeared... Started at left guard vs. PIT (9/12) and helped the Redskins hold the Steelers without a sack on 43 team pass attempts... Started at left guard vs. DAL (9/18), helping the offense post 432 yards of offense... Started at left guard in a win at NYG (9/25), contributing to a 403-yard effort before exiting the game with an ankle injury... Inactive vs. CLE (10/2)... Returned to action in a win at BAL (10/9), starting at left guard... Started at left guard in a win vs. PHI (10/16), guiding the offense to 230 rushing yards, its highest total since 2012... Started at left guard in a 413-yard offensive performance at DET (10/23)... Started at left guard in a tie against CIN (10/30) in London, helping the offense record 546 yards of offense, the team's largest offensive output since a 559-yard effort vs. Atlanta on Nov. 10, 1991... Started at left guard in a win vs. MIN (11/13)... Started at left guard in a win vs. GB (11/20), helping the Redskins post 515 total yards, the team's most in a non-overtime game since Week 11 of the 1991 season... Started at left guard at DAL (11/24), holding the Cowboys without a sack and helping the offense to consecutive 500-yard performances for the first time in team history... Started at left guard at ARI (12/4)... Inactive with a groin injury at PHI (12/11)... Started at left guard and helped Kirk Cousins throw for 315 yards vs. CAR (12/19)... Started at left guard and helped the Redskins to 200-plus yards both on the ground and in the air in a win at CHI (12/24)... Started at left guard in season finale vs. NYG (1/1).

### 2015 (REDSKINS)

Started three games before having his season prematurely ended by injury... Started at left guard and helped the Redskins rush for 161 yards vs. MIA (9/13)... Helped the Redskins post 182 rushing yards in a start at left guard vs. STL (9/20)... Started at left guard at NYG (9/24)... Placed on Reserve/Injured list on Sept. 29.

### 2014 (REDSKINS)

Started all 15 games in which he appeared in his debut season in Washington... Made his Redskins debut at HOU (9/7), starting at left guard... Started at left guard vs. JAX (9/14)... Started at left guard and blocked for Kirk Cousins' 427-yard passing day at PHI (9/21)... Inactive with a knee injury vs. NYG (9/25)... Returned and started at left guard vs. SEA (10/6)... Started at left guard at ARI (10/12)... Started at left

guard in a comeback win vs. TEN (10/19)... Started at left guard in an overtime win at DAL (10/27), helping Colt McCoy and the Redskins to 409 total yards... Started at left guard at MIN (11/2) and vs. TB (11/16)... Started at left guard and helped Alfred Morris post 125 rushing yards at SF (11/23)... Started at left guard and helped protect for Colt McCoy's career-high 392 passing yards at IND (11/30)... Started at left guard vs. STL (12/7), at NYG (12/14), vs. PHI (12/20) and vs. DAL (12/28).

### 2013 (BROWNS)

Started 11 games at right guard, logging 741 offensive snaps... Inactive first four games after sustaining ankle injury at practice Aug. 5 and inactive Week 17 with a thigh injury... Missed his first NFL games since Oct. 24, 2010, snapping streaks of 42 consecutive games played and 32 consecutive starts... Made season debut vs. BUF (10/3) in 37-24 prime time win.

### 2012 (BROWNS)

Started all 16 games at right guard and did not miss an offensive snap... Part of a line that helped pave the way for Trent Richardson to rush for 950 yards, 11 touchdowns and 1,317 total yards from scrimmage – all of which were Browns rookie records.

### 2011 (BROWNS)

Started all 16 games at right guard... Part of an offensive line that led the way for 100-yard rushing performances by Chris Ogbonnaya (115 yards vs. JAX 11/20) and Peyton Hillis (112 yards at BAL 12/24).

### 2010 (BROWNS)

Appeared in 10 games with one start at right guard... Inactive for the first six contests with an ankle injury... Made NFL debut playing in a reserve role on offense at NO (10/24)... Made first NFL start at JAX (11/21).

## COLLEGE

Appeared in 42 games at Arizona State from 2006-09, finishing his career with 33 consecutive starts... Saw action at both guard and tackle with 17 starts at left guard, 12 at left tackle and four at right tackle... Started all 12 games at left tackle as a senior and earned second-team All-Pac-10 honors... Served as a team captain and helped the Sun Devils reduce their number of sacks allowed from 34 in 2008 to 27 in 2009... Started the first eight games at left guard and the last four at right tackle en route to an honorable mention All-Pac-10 selection in 2008... Played in all 13 games, with nine starts as a sophomore... Appeared in five games as a redshirt freshman... Graduated with a degree in interdisciplinary studies.

**PERSONAL**

Attended Farrington H.S. in Honolulu, Hawaii, where he was a two-time Scholar-Athlete of the Year... As a senior, earned first-team all-state honors... Was a two-time team captain... Selected to play in the Hawaii Classic All-Star football game and served as captain of the East team... Cousin, Saute Sapolu, played defensive end at ASU from 1985-88... Placed second in the Hawaii Strong Man Competition when he was 16 (16-18-year-old age bracket) and won the 2005 Hawaii Strongest Teen competition... Full name: Shawn Sisifo Lauvao (pronounced luh-VOW)... Born Oct. 26, 1987 in Honolulu, Hawaii.

**COMMUNITY**

Was extremely active with the Washington Redskins Charitable Foundation and his teammates' initiatives in his first season in Washington in 2014... Participated in Robert Griffin III's Friday Night Lights camp for 300 boys and girls at Anacostia (D.C.) High School... Served as a celebrity waiter at Ruth's Chris Steak House to benefit teammate Ryan Kerrigan's Blitz for the Better foundation... Taught children the importance of exercising for 60 minutes a day at Andrews Air Force Base for the Redskins Salute to Play 60 event... Encouraged students at Dumfries (Va.) Elementary to exercise for 60 minutes and read for 20 minutes every day... Helped bring joy to 31 women battling breast cancer at the team's annual All-Star Survivors Celebration... Reminded high school football players of the importance of pursuing an education and staying out of trouble at the Redskins 4th and Life forum... Coached women through football drills at Redskins Park on WDW Ladies Night Out... Participated in the Get the Ball Rolling Flag Football Experience with 120 middle school students at Redskins Park... Visited pediatric patients at Georgetown Hospital in a full Rick James costume with teammates Alfred Morris and Darrel Young... Helped raise \$10,000 and donated holiday food baskets for servicemen and women at the USO Turkeys for Troops event... Distributed Thanksgiving food to 3,000 Prince George's County residents in need at the team's annual Harvest Feast... Helped renovate Leckie Elementary School's library in Washington, D.C.... Distributed winter coats and Redskins knit hats and scarves to over 300 children from the Maryland, D.C. and Virginia areas at the Covered for the Holidays event... In 2015, visited Redskins Read Challenge winners from Roscoe R. Nix elementary school and also interacted with nearly 400 children who competed in drills and activities at the Play 60 Military Challenge at Fort Belvoir, Va.

**YEAR-BY-YEAR STATS****GAMES/STARTS**

| Year          | Team | G         | GS        |
|---------------|------|-----------|-----------|
| 2010          | Cle  | 10        | 1         |
| 2011          | Cle  | 16        | 16        |
| 2012          | Cle  | 16        | 16        |
| 2013          | Cle  | 11        | 11        |
| 2014          | Was  | 15        | 15        |
| 2015          | Was  | 3         | 3         |
| 2016          | Was  | 14        | 14        |
| <b>Career</b> |      | <b>85</b> | <b>76</b> |

**78**

# KORY LICHTENSTEIGER

**C****6-2 // 295****8th NFL Season // Bowling Green****DOB: March 22, 1985 // Crestview H.S. (Convoy, Ohio)**

## HONOR ROLL

Redskins Ed Block Courage Award (2012)

## MILESTONES

NFL debut: 9/8/08 (at OAK)... First start: 9/26/10 (at STL)... Redskins debut: 9/12/10 (vs. DAL)

## TRANSACTIONS

Originally selected by the Denver Broncos in the fourth round (108th overall) of the 2008 NFL Draft... Waived by the Broncos on September 4, 2009... Claimed off waivers by the Minnesota Vikings on September 6, 2009... Waived by the Vikings on September 29, 2009... Signed with the Washington Redskins as a free agent on January 11, 2010... Re-signed with the Redskins as a restricted free agent on March 20, 2012... Re-signed with the Redskins on March 11, 2013.

## PRO

Versatile interior lineman who has seen action at both the guard and center positions during his career... Enters 2016 having played in 90 career regular season games with 72 starts... Named the team's Ed Block Courage Award recipient in 2012 after returning from a season-ending knee injury in 2011.

## YEAR-BY-YEAR

### 2016 (REDSKINS)

Played in three games, starting all three... Started at center vs. PIT (9/12) and helped the Redskins hold the Steelers without a sack on 43 team pass attempts... Started at center vs. DAL (9/18), helping the offense post 432 yards of offense... Started at left guard in a win at NYG (9/25), contributing to a 403-yard effort but exiting the game in the second half with a calf injury... Spent Weeks 4-13 on the team's Reserve/Injured list... Designated for return in Week 14 and was activated on Dec. 10... Active but did not play at PHI (12/11)... Inactive vs. CAR (12/19), at CHI (12/24) and vs. NYG (1/1).

### 2015 (REDSKINS)

Started five regular season games and one postseason game during a 2015 season in which he was limited by injury... Started at center and helped the Redskins rush for 161 yards vs. MIA (9/13)... Helped the Redskins post 182 rushing yards in a start at center vs. STL (9/20)... Started at center at NYG (9/24)... Started at center vs. PHI (10/4), helping the offense go 90 yards on its final drive for a come-from-behind victory... Started at center at ATL (10/11)... Inactive with multiple injuries at NYJ (10/18) and vs. TB (10/25)... Inactive at NE (11/8)... Placed on Reserve/Injured list on Nov. 10 with a designation to return... Activated during NFC Wild Card week on Jan. 5... Started at center in NFC Wild Card Round vs. GB (1/10).

### 2014 (REDSKINS)

Started all 16 games at center. As of the end of the season, had started each of the Redskins' last 48 regular season contests at either center or guard dating back to 2012... Started at center at HOU (9/7)... Started at center vs. JAX (9/14), helping the Redskins to 41 points and 449

net yards... Started at center and blocked for Kirk Cousins' 427-yard passing day at PHI (9/21)... Started at center vs. NYG (9/25), vs. SEA (10/6) and at ARI (10/12)... Started at center in a comeback win vs. TEN (10/19)... Started at center in an overtime win at DAL (10/27), helping Colt McCoy and the Redskins to 409 total yards... Started at center at MIN (11/2) and vs. TB (11/16)... Started at center and helped Alfred Morris post 125 rushing yards at SF (11/23)... Started at center and helped protect for Colt McCoy's career-high 392 passing yards at IND (11/30)... Started at center vs. STL (12/7), at NYG (12/14), vs. PHI (12/20) and vs. DAL (12/28).

### 2013 (REDSKINS)

Started at left guard and helped quarterback Robert Griffin III pass for 329 yards vs. PHI (9/9)... Started at left guard and helped the Redskins produce a 300-yard passer and 100-yard rusher at GB (9/15)... Started at left guard vs. DET (9/22) and helped Griffin III throw for 300 yards for a third consecutive week... Started at left guard at OAK (9/29) and helped the team to its first win of the season... Started at left guard at DAL (10/13), helping Washington post more than 200 yards both rushing and passing... Started at left guard vs. CHI (10/20), helping the Redskins post 499 yards and 45 points... Started at left guard at DEN (10/27)... Started at left guard vs. SD (11/3) as the Redskins posted 500 yards of offense... Started at left guard and helped the Redskins to 191 rushing yards at MIN (11/7)... Started at left guard in another 400-yard offensive performance at PHI (11/17)... Started at left guard vs. SF (11/25), vs. NYG (12/1) and vs. KC (12/8)... Started at left guard at ATL (12/15) and helped Kirk Cousins throw for 381 yards... Started at left guard vs. DAL (12/22), his 50th career NFL start... Started at left guard at NYG (12/29).

### 2012 (REDSKINS)

One season after suffering a season-ending knee injury, returned to start all 16 regular season games at left guard... Named the recipient of the team's Ed Block Courage Award... Started at left guard in a season-opening win at NO (9/9), returning to action for the first time since his knee injury and helping Robert Griffin III pass for 320 yards... Started at left guard and helped the Redskins rush for 176 rushing yards at STL (9/16)... Started at left guard vs. CIN (9/23) and at TB (9/30)... Started and helped Alfred Morris to a second consecutive 100-yard rushing day vs. ATL (10/7)... Started and helped the Redskins rush for 183 yards vs. MIN (10/14)... Started at NYG (10/21), contributing to the team's 248 rushing yards and 480 yards of total offense... Started at PIT (10/28) and vs. CAR (11/4)... Started in a win vs. PHI (11/18) and helped Griffin III post a perfect passer rating... Started at left guard in a Thanksgiving Day win at DAL (11/22), helping Griffin III become the first player in team history to throw four touchdown passes in consecutive games... Started at left guard and helped the Redskins rush for 207 yards in a win vs. NYG (12/3) on Monday Night Football... Started at left guard and helped Washington rush for 172 yards in a win vs. BAL (12/9)... Started and blocked for Kirk Cousins' 329-yard starting debut in a win at CLE (12/16)... Started in a win at PHI (12/23)... Started and helped Morris break the single-season team record for rushing yardage with a 200-yard effort in a division-clinching win vs. DAL (12/30)... Started at left guard in the NFC Wild Card Round vs. SEA (1/6), his first career playoff game.

**2011 (REDSKINS)**

Started in all five games in which he played before suffering a knee injury... Started at left guard vs. NYG (9/11) in helping the Redskins to a season-opening win... Started at left guard vs. ARI (9/18) and helped pave the way for a running attack that totaled 35 carries for 172 yards (4.9 avg.)... Started at left guard at DAL (9/26) and helped protect quarterback Rex Grossman, who passed for 250 yards... Started at left guard at STL (10/2) and helped block for a rushing attack that totaled 196 yards, a season-high... Started at left guard vs. PHI (10/16) before suffering a first-half knee injury... Placed on Reserve/Injured List on Oct. 17.

**2010 (REDSKINS)**

Played in all 16 regular season games and made a then-career-high 14 starts... Saw action at left guard vs. DAL (9/12)... Rotated at left guard vs. HOU (9/19)... Made his first career start, opening the game at left guard at STL (9/26) and helped open holes for Washington's backs to gain 116 yards on the ground. Cleared the way for running backs Ryan Torain and Clinton Portis to average 6.6 and 6.3 yards per carry, respectively... Started at left guard at PHI (10/3) and opened holes for the team to rush for a season-high 169 yards (4.8 avg.). Limited the Eagles to one sack... Opened the game at left guard vs. GB (10/10). Provided protection for Donovan McNabb to throw for 357 yards and one touchdown... Started at left guard vs. IND (10/17) and opened holes for Ryan Torain to gain the first 100-yard rushing game of his career... Started at left guard at CHI (10/24). Cleared the way for Ryan Torain to rush for a career-high 125 yards and average six yards per carry... Opened the game at left guard at DET (10/31)... Started at left guard vs. PHI (11/15). Opened at left guard at TEN (11/21). Played both guard positions due to injuries on the offensive line. Provided protection for quarterback Donovan McNabb to complete 30-of-50 passing attempts for 376 yards and one touchdown... Started at left guard vs. MIN (11/28)... Opened the game at left guard at NYG (12/5). Provided protection for quarterback Donovan McNabb to complete 26-of-44 passing attempts for 296 yards and one touchdown... Started at left guard vs. TB (12/12) and opened holes for running back Ryan Torain to set a career high with 172 yards on 24 carries (7.2 avg.), including 158 yards in the first half and 121 in the first quarter. Provided protection for Donovan McNabb to complete 22-of-35 passing attempts for 228 yards, two touchdowns and have a 100.7 passer rating... Started at left guard at DAL (12/19). Provided protection for quarterback Rex Grossman to complete 25-of-43 passing attempts for 322 yards and a career-high four touchdowns... Opened at left guard at JAX (12/26)... Started at left guard vs. NYG (1/2). Provided protection for quarterback Rex Grossman to complete 26-of-44 passing attempts for 336 yards and two touchdowns.

**2009 (VIKINGS)**

Claimed off waivers by the Vikings on September 6, 2009... Was inactive at CLE (9/13), at DET (9/20) and vs. SF (9/27)... Waived by the Vikings on September 29, 2009.

**2008 (BRONCOS)**

Played in all 16 regular season games... Primarily played on special teams and also saw action as an H-Back in goal-line situations.

**COLLEGE**

Received All-MAC honors during each of his four seasons at Bowling Green State (2003-07)... Named a finalist for the Rimington Trophy (nation's best center) as a senior... Earned first-team All-MAC honors at center in each of his final two seasons... Posted the highest blocking consistency (85.6 percent) of any center in the country during his time at Bowling Green State according to NFLDraftScout.com... Played guard his first two seasons.

**PERSONAL**

Attended Crestview H.S. in Convoy, Ohio, where he was named All-Northwest Conference Lineman of the Year as well as an all-state selection during his junior and senior seasons... First-team all-conference pick as an offensive and defensive lineman after posting 125 tackles and eight sacks during his senior year. Registered 100 tackles and six sacks his junior year... Earned four letters in basketball... Has been active with the Washington Redskins Charitable Foundation, participating in Redskins Youth Fitness Zone at the Boys & Girls Clubs of Loudoun County, the Mickey Steele Memorial Golf Outing, DC101 Chili Cook-Off benefiting the National Kidney Foundation, Hometown Huddle, Harvest Feast and more throughout his seasons in Washington... Participated in the team's 80th Anniversary Thank You Tour throughout Virginia, Maryland and Washington, D.C. in 2012... Volunteered his time to read "A Little Skins Football Story" to the Redskins Kids Club in April 2013... In 2013, participated in the Redskins' Kids Club Reading Combine, helped with the Adopt a Child Shopping Spree and participated in Cakes Against Cancer at INOVA hospital, which provides cakes to children undergoing treatment for cancer... In 2014, assisted teammate Tyler Polumbus at Tyler's Kids Outreach Extreme Recess, a football camp for children with physical and developmental disabilities. Also raised money and awareness for diabetes research in the JDRF Walk For the Cure and participated in Robert Griffin III's Friday Night Lights camp for 300 boys and girls at Anacostia (D.C.) High School... Has one older brother, Kirk, and one younger brother, Luke... Earned a bachelor's degree in criminal justice... Married to his wife, Mandi, and has four sons: Ayden, Kale, Beau and Mack... Born on March 22, 1985, in Van Wert, Ohio.

**YEAR-BY-YEAR STATS****GAMES/STARTS**

| Year          | Team | G         | GS        |
|---------------|------|-----------|-----------|
| 2008          | Den  | 16        | 0         |
| 2010          | Was  | 16        | 14        |
| 2011          | Was  | 5         | 5         |
| 2012          | Was  | 16        | 16        |
| 2013          | Was  | 16        | 16        |
| 2014          | Was  | 16        | 16        |
| 2015          | Was  | 5         | 5         |
| 2016          | Was  | 3         | 3         |
| <b>Career</b> |      | <b>93</b> | <b>75</b> |

**POSTSEASON**

| Year          | Team | G        | GS       |
|---------------|------|----------|----------|
| 2012          | Was  | 1        | 1        |
| 2015          | Was  | 1        | 1        |
| <b>Career</b> |      | <b>2</b> | <b>2</b> |



**61**

# SPENCER LONG

**G****6-5 // 324****3rd NFL Season // Nebraska****DOB: Nov. 8, 1990 // Elkhorn (Neb.) H.S.**

## MILESTONES

NFL debut: 9/21/14 (at PHI)... First NFL start: 10/4/15 (vs. PHI)

## TRANSACTIONS

Originally selected by the Washington Redskins in the third round (78th overall) of the 2014 NFL Draft.

## PRO

Enters 2016 having previously appeared in 18 regular season games with 13 starts in his first two seasons from 2014-15.

## YEAR-BY-YEAR

### 2016 (REDSKINS)

Appeared in 15 games, starting 12... Played on special teams vs. PIT (9/12) and vs. DAL (9/18)... Contributed extensively at center following an injury to Kory Lichtensteiger in a win at NYG (9/25)... After starting 13 games at guard in 2015, made his first start at center in a win vs. CLE (10/2)... Started at center in a win at BAL (10/9)... Started at center in a win vs. PHI (10/16), guiding the offense to 230 rushing yards, its highest total since 2012... Started at center in a 413-yard offensive performance at DET (10/23)... Started at center in a tie against CIN (10/30) in London, helping the offense record 546 yards of offense, the team's largest offensive output since a 559-yard effort vs. Atlanta on Nov. 10, 1991... Started at center in a win vs. MIN (11/13)... Started at center in a win vs. GB (11/20), helping the Redskins post 515 total yards, the team's most in a non-overtime game since Week 11 of the 1991 season... Started at center at DAL (11/24), holding the Cowboys without a sack and helping the offense to consecutive 500-yard performances for the first time in team history... Started at center at ARI (12/4)... Inactive with a concussion at PHI (12/11)... Started at center and helped Kirk Cousins throw for 315 yards vs. CAR (12/19)... Started at center and helped the Redskins to 200-plus yards both on the ground and in the air in a win at CHI (12/24)... Started at center in season finale vs. NYG (1/1).

### 2015 (REDSKINS)

Started all 13 regular season games in which he appeared and started his first career postseason contest... Inactive vs. MIA (9/13), vs. STL (9/20) and at NYG (9/24)... Made first NFL start at left guard vs. PHI (10/4), helping the offense go 90 yards on its final drive for a come-from-behind victory... Started at left guard at ATL (10/11) and at NYJ (10/18)... Started at left guard in the largest comeback win [24 points] in team history vs. TB (10/25)... Started at left guard at NE (11/8)... Started at left guard vs. NO (11/15), blocking for the Redskins' first combined 300-yard passing game/200-yard rushing game since Super Bowl XXII... Started at left guard at CAR (11/22)... Started at left guard and helped Kirk Cousins throw for his fourth 300-yard game of the season in a win vs. NYG (11/29)... Started at left guard vs. DAL (12/7)... Started at left guard in a win at CHI (12/13)... Started at left guard for Cousins' team-record-setting sixth 300-yard passing game of the season in a win vs. BUF (12/20)... Started at left guard in a division-clinching win at PHI (12/26)... Started at left guard in regular season finale at DAL (1/3)... Started at left guard in NFC Wild Card Round vs. GB (1/10).

### 2014 (REDSKINS)

Played in five games as a rookie... Inactive at HOU (9/7) and vs. JAX (9/14)... Made NFL debut on special teams at PHI (9/21)... Played on offense and special teams vs. NYG (9/25)... Inactive vs. SEA (10/6), at ARI (10/12), vs. TEN (10/19), at DAL (10/27), at MIN (11/2) and vs. TB (11/16)... Active but did not play at SF (11/23)... Inactive at IND (11/30)... Active but did not play vs. STL (12/7)... Appeared on special teams at NYG (12/14)... Contributed on offense and special teams vs. PHI (12/20) and vs. DAL (12/28).

## COLLEGE

Played at Nebraska from 2009-13, blossoming from a walk-on into starting all 33 career games in which he played for the Huskers... As a senior in 2013, started the first six games at right guard before suffering a knee injury at Purdue... In 2012, was a consensus first-team All-Big Ten honoree after starting every game at right guard for a second straight season and helping the Nebraska offense lead the Big Ten in both rushing offense and total offense. Earned second-team All-American honors from the Associated Press and Walter Camp... Started every game in 2011, helping the Huskers top 200 rushing yards seven times, including a trio of 300-yard rushing games (Washington, Wyoming and a season-high 346 yards at Minnesota). Earned second-team All-Big Ten honors from the media... Redshirted as a walk-on in 2009 and did not appear in game action in 2010... One of 16 football student-athletes to earn prestigious National Football Foundation Scholar-Athlete Awards, which carries an \$18,000 postgraduate scholarship, which he intends to put toward medical school.

## PERSONAL

Attended Elkhorn (Neb.) H.S., where he helped the Antlers to a 7-3 record in their first season of Class A participation in 2008... Was an honorable-mention all-area selection... Was also a member of the Antlers' 2008 state championship baseball team. Thrice named an Academic All-Big Ten selection and was a Capital One/CoSIDA First-Team Academic All-American in 2013... Son of Doug and Ann Long. Brother, Jake, was his teammate at Nebraska... Born Nov. 8, 1990.

## COMMUNITY

Quickly became involved in the community as a rookie in 2014... Raised money for Redskins Read book drive to help promote literacy... Assisted teammate Tyler Polumbus at Tyler's Kids Outreach Extreme Recess, a football camp for children with physical and developmental disabilities... Stressed the importance of staying on the right path on a panel at the Fairfax Juvenile Detention Center... Visited hematology patients at a Washington, D.C. Ronald McDonald House... Welcomed Richmond children to training camp at the Bon Secours training camp facility in Richmond... Greeted fans before a cooking demonstration and Q&A about healthy eating habits at Fit Fest in Richmond... Participated in the Draft Day Party and inaugural Redskins Golf Classic in 2015.

## YEAR-BY-YEAR STATS

**GAMES/STARTS**

| Year          | Team | G         | GS        |
|---------------|------|-----------|-----------|
| 2014          | Was  | 5         | 0         |
| 2015          | Was  | 13        | 13        |
| 2016          | Was  | 15        | 12        |
| <b>Career</b> |      | <b>33</b> | <b>25</b> |

**POSTSEASON**

| Year          | Team | G        | GS       |
|---------------|------|----------|----------|
| 2015          | Was  | 1        | 1        |
| <b>Career</b> |      | <b>1</b> | <b>1</b> |

**16**

# COLT MCCOY

**QB****6-1 // 215**  
**7th NFL Season // Texas****DOB: Sept. 5, 1986 // Jim Ned H.S. (Tuscola, Texas)**

## MILESTONES

NFL debut: 10/17/10 (at PIT)... First NFL start: 10/17/10 (at PIT)... Redskins debut: 10/19/14 (vs. TEN)... First win as starter: 10/24/10 (at NO, 30-17)... First fourth-quarter comeback win: 9/25/11 (at MIA, 17-16)... First completion: 10/17/10 (at PIT, 8 yards to Brian Robiskie)... First passing TD: 10/17/10 (at PIT, 12 yards to Benjamin Watson)... First multi-passing TD game: 12/19/10 (at CIN, 2)... First 300 yard passing game: 10/2/11 (vs. TEN, 350)... First rushing touchdown: 11/7/10 (vs. NE, 16 yards)

## TRANSACTIONS

Originally selected by the Cleveland Browns in the third round (85th overall) of the 2010 NFL Draft... Traded to the San Francisco 49ers on April 1, 2013... Signed with the Washington Redskins as an unrestricted free agent on April 3, 2014... Re-signed with the Redskins on March 19, 2015... Re-signed with the Redskins on March 9, 2016.

## PRO

Enters 2016 having previously appeared in 35 regular season games with 25 starts, completing 508-of-842 passes (60.3 percent) for 5,586 yards with 26 touchdowns as of the conclusion of the 2015 season.

## YEAR-BY-YEAR

### 2016 (REDSKINS)

Active but did not play in 16 games.

### 2015 (REDSKINS)

Appeared in two regular season games in reserve, completing 7-of-11 passes for 128 yards and a touchdown... Active but did not play in Weeks 1-9... Saw action in reserve vs. NO (11/15)... Active but did not play in Weeks 11-16... Completed 7-of-11 passes for 128 yards with a touchdown in a little more than two quarters of play at DAL (1/3). Completed a 71-yard touchdown pass to Rashad Ross, the longest completion of his career... Active but did not play in NFC Wild Card Round vs. GB (1/10).

### 2014 (REDSKINS)

Appeared in five games with four starts, completing 91-of-128 passes (71.7 percent) for 1,057 yards with four touchdowns and a team-high passer rating of 96.4... Inactive at HOU (9/7), vs. JAX (9/14). Active but did not play at PHI (9/21), vs. NYG (9/25), vs. SEA (10/6) and at ARI (10/12)... Entered in relief vs. TEN (10/19) and completed 11-of-12 passes for 128 yards with one touchdown and a passer rating of 138.9. Engineered the second fourth-quarter comeback win of his career and his first since Sept. 25, 2011 vs. Miami as a member of the Cleveland Browns. With a 70-yard touchdown pass to Pierre Garçon on his first attempt, became the first Redskins player to throw a touchdown pass on his first pass attempt with the team since wide receiver Brandon Banks (Dec. 11, 2011 vs. NE)... Made his first start as a member of the Redskins in overtime win at DAL (10/27), his first NFL start since Dec. 8, 2011 as a member of the Cleveland Browns. Completed 25-of-30 passes for 299 yards and a passer rating of 94.3. Completion percentage of 83.3 was the highest of his career among games he has started and was the fourth-highest completion percentage

by a Redskins quarterback with at least 20 attempts since the 1970 AFL-NFL merger. Scored on a seven-yard run in the third quarter, the second rushing touchdown of his career and his first since Nov. 7, 2010 as a member of the Browns. Earned GMC Never Say Never Moment of the Week for his performance... Active but did not play at MIN (11/2), vs. TB (11/16) and at SF (11/23)... Started at IND (11/30) and completed 31-of-47 passes with a passer rating of 113.1 and set career highs in passing yards (392) and passing touchdowns (three). The 300-yard passing effort was the second of his career and his first since Oct. 2, 2011... Started and completed 20-of-32 passes for 199 yards with two interceptions vs. STL (12/7)... Started and completed four-of-seven passes for 39 yards at NYG (12/14) before exiting the game with a neck injury. Also recorded a 19-yard run, his longest rush since posting a career-long 20-yarder as a member of the Cleveland Browns on Nov. 27, 2011.

### 2013 (49ERS)

Appeared in relief in four games, throwing one pass — a 13-yard completion to Bruce Miller at JAX (10/27).

### 2012 (BROWNS)

Saw action in three games... Completed 9-of-17 attempts for 79 yards and one touchdown in an appearance at DEN (12/23).

### 2011 (BROWNS)

Started all 13 games in which he appeared... Completed 265-of-463 passes for 2,733 yards with 14 touchdowns and 11 interceptions... Threw a touchdown pass in each of the Browns' first five games, the first Brown to do so since Derek Anderson in 2007... Completed 19-of-39 passes for 210 yards and two touchdowns vs. MIA (9/25), as he completed a 14-yard touchdown pass to WR Mohamed Massaquoi with :43 remaining in regulation to lift the Browns to a 17-16 victory. Connected on 9-of-13 passes for 75 yards on the game-winning drive... Set Browns single-game records with 40 completions and 61 attempts for a career-high 350 yards vs. TEN (10/2). His 350 yards passing were the most by a Brown since Derek Anderson threw for 364 yards in November 2007... Tied his career-high for touchdown passes in a game with two in four contests.

### 2010 (BROWNS)

Played in eight games, starting all eight... Completed 135-of-222 passes for 1,576 yards and six touchdowns, setting a Browns rookie record with a 60.8 completion percentage and 74.5 passer rating. Led all NFL rookies in completion percentage... Made NFL debut at PIT (10/17), completing 23-of-33 passes for 281 yards and one touchdown. Also added 22 yards rushing on four carries... Earned his first win as an NFL starter at NO (10/24), as he completed 9-of-16 passes for 74 yards in a 30-17 victory. Also caught his first career pass for a 13-yard gain from RB Peyton Hillis... Recorded a 101.6 QB rating vs. NE (11/7), completing 14-of-19 passes for 174 yards while adding his first career rushing touchdown, a 16-yard scamper, to help beat the Patriots... Threw for 241 yards on 17-of-28 passing with a touchdown and carried four times for a career-high 39 yards at JAX (11/21)... Completed 19-of-25 passes for 243 yards with two touchdowns, resulting in a career-high passer rating of 132.6 at CIN (12/19).

## COLLEGE

Starred at Texas from 2006-09, earning 45 victories in 53 career starts to finish as the winningest quarterback in NCAA history at the time... Completed 1,157-of-1,645 passes for 13,253 yards with 112 touchdowns and 45 interceptions, while adding 447 rushes for 1,571 yards and 20 touchdowns... At the time, was the only quarterback in college annals to win at least 10 or more games in each of his four seasons... Finished his collegiate career owning 47 school records... Career pass completion percentage of 70.33 ranked second in NCAA history behind Colt Brennan (70.39)... His 13,253 passing yards ranked sixth in college football annals and his 112 passing touchdowns ranked seventh all-time in NCAA history... As a senior in 2009, received the Maxwell Award, Davey D'Brien Award and Johnny Unitas Golden Arm Award. Also was named the Big-12 Player of the Year... Completed 332-of-470 passes for 3,521 yards, 27 touchdowns and 12 interceptions in 2009... In 2008, completed a school-record 332 completions on 433 attempts, setting an NCAA season-record with his completion percentage of 76.67 and threw for a career-high 3,859 yards and 34 touchdowns... Completed 276-of-424 passes for 3,303 yards, 22 touchdowns and a passer rating of 139.16 in 2007... Named Big 12 Offensive Freshman of the Year and All Big-12 Second Team, completing 217-of-318 passes for 2,570 yards and 29 touchdowns in 2006.

## PERSONAL

Attended Jim Ned H.S. in Tuscola, Texas, where his father, Brad, served as head coach of the football team. Was a two-time Associated Press 2A Offensive MVP and first-team all-state pick... Finished his prep career as the all-time leading passer in Texas 2A history and sixth overall across all size classifications in Texas history, completing 536-of-849 pass attempts for 9,344 yards, and 116 touchdowns... Was also a four-year starter in basketball and was an all-state selection as a junior... Was a three-time regional qualifier in track, including the mile relay and 110M hurdles. His wife, Rachel, was a middle-distance track and field athlete for Baylor University... Grandfather, Burl McCoy, is a member of

the Abilene Christian University Sports Hall of Fame for his exploits both as an athlete and as the former women's basketball coach... Brother, Case, played quarterback at Texas as well... Graduated with a degree in sports management... Born Daniel Colt McCoy on Sept. 5, 1986 in Hobbs, N.M.

## COMMUNITY

Participated in the inaugural WOW Wives Runway Show to benefit the Washington Redskins Charitable Foundation... Engaged with the Redskins community to celebrate the organization at the Burgundy & Gold Banquet... Played alongside fans at the inaugural Redskins Golf Classic... Met with a select group of high school football players in the Washington, D.C., area to watch the movie 'My All American'... Ate dinner with 31 women battling breast cancer during the All-Star Survivors Celebration... In 2014, participated in Robert Griffin III's Friday Night Lights camp for 300 boys and girls at Anacostia (D.C.) High School, volunteered at the Redskins' annual All-Star Survivors Celebration, participated in the Get the Ball Rolling Flag Football Experience with 120 middle school students at Redskins Park and distributed Thanksgiving food to 3,000 Prince George's County residents in need at the team's annual Harvest Feast.

## CAREER HIGHS

## SINGLE-GAME

|                          |  |
|--------------------------|--|
| <b>Pass Attempts:</b>    | 61, vs. Tennessee (10/2/11)              |
| <b>Pass Completions:</b> | 40, vs. Tennessee (10/2/11)              |
| <b>Yards Passing:</b>    | 392, at Indianapolis (11/30/12)          |
| <b>Long [Passing]:</b>   | 71t, at Dallas (1/3/16)                  |
| <b>Passing TD:</b>       | 3, at Indianapolis (11/30/12)            |
| <b>Passer Rating:</b>    | 138.9, vs. Tennessee (12 att., 10/19/14) |
| <b>Carries:</b>          | 9, vs. Seattle (10/23/11)                |
| <b>Rushing Yards:</b>    | 39, at Jacksonville (11/21/10)           |
| <b>Long [Rushing]:</b>   | 20, at Cincinnati (11/27/11)             |
| <b>Rushing TD:</b>       | 1, twice, last at Dallas (10/27/14)      |

## YEAR-BY-YEAR STATS

## PASSING

| Year          | Team | G         | GS        | Att        | Comp       | Pct         | Yds         | Yd/A       | TD        | Int       | Lg         | Rate        |
|---------------|------|-----------|-----------|------------|------------|-------------|-------------|------------|-----------|-----------|------------|-------------|
| 2010          | Cle  | 8         | 8         | 222        | 135        | 60.8        | 1576        | 7.1        | 6         | 9         | 47         | 74.5        |
| 2011          | Cle  | 13        | 13        | 463        | 265        | 57.2        | 2733        | 5.9        | 14        | 11        | 56         | 74.6        |
| 2012          | Cle  | 3         | 0         | 17         | 9          | 52.9        | 79          | 4.6        | 1         | 0         | 21         | 85.2        |
| 2013          | SF   | 4         | 0         | 1          | 1          | 100.0       | 13          | 13         | 0         | 0         | 13         | 118.8       |
| 2014          | Was  | 5         | 4         | 128        | 91         | 71.1        | 1057        | 8.3        | 4         | 3         | 70t        | 96.4        |
| 2015          | Was  | 2         | 0         | 11         | 7          | 63.6        | 128         | 11.6       | 1         | 0         | 71t        | 133.9       |
| <b>Career</b> |      | <b>35</b> | <b>25</b> | <b>842</b> | <b>508</b> | <b>60.3</b> | <b>5586</b> | <b>6.6</b> | <b>26</b> | <b>23</b> | <b>71t</b> | <b>78.9</b> |

## RUSHING

| Year          | Team | Att        | Yds        | Avg        | Lg        | TD       |
|---------------|------|------------|------------|------------|-----------|----------|
| 2010          | Cle  | 28         | 136        | 4.9        | 18        | 1        |
| 2011          | Cle  | 61         | 212        | 3.5        | 20        | 0        |
| 2012          | Cle  | 4          | 15         | 3.8        | 15        | 0        |
| 2013          | SF   | 6          | -6         | -1         | -1        | 0        |
| 2014          | Was  | 16         | 66         | 4.1        | 20        | 1        |
| 2015          | Was  | 3          | -3         | -1         | -1        | 0        |
| <b>Career</b> |      | <b>118</b> | <b>420</b> | <b>3.6</b> | <b>20</b> | <b>2</b> |

## ADDITIONAL

**Record as Starter:** 7-18 (0.280) career; 1-3 (0.250) with Redskins  
**Fumbles-Lost:** 1-0 in 2010, 11-2 in 2011, 5-1 in 2014, 1-0 in 2015  
**Fourth Quarter Comeback Wins:** 2 (9/25/11 vs. MIA, 10/19/14 vs. TEN)  
**300-Yard Passing Games:** 2 (1 in 2011, 1 in 2014)

**76**

# MORGAN MOSES

**T****6-6 // 335****3rd NFL Season // Virginia****DOB: March 3, 1991 // Meadowbrook H.S. (Richmond, Va.)**

## HONOR ROLL

Redskins Ed Block Courage Award (2015)

## MILESTONES

NFL debut: 9/14/14 (vs. JAX)... First NFL start: 11/24/14 (at SF)

## TRANSACTIONS

Originally selected by the Washington Redskins in the third round (66th overall) of the 2014 NFL Draft.

## PRO

Enters 2016 having previously appeared in 24 regular season games with 17 starts across his first two seasons from 2014-15.

## YEAR-BY-YEAR

### 2016 (REDSKINS)

Started all 16 games for a second straight season... Started at right tackle vs. PIT (9/12) and helped the Redskins hold the Steelers without a sack on 43 team pass attempts... Started at right tackle vs. DAL (9/18), helping the offense post 432 yards of offense... Started at right tackle in a win at NYG (9/25), contributing to a 403-yard effort... Started at right tackle in wins vs. CLE (10/2) and at BAL (10/9)... Started at right tackle in a win vs. PHI (10/16), guiding the offense to 230 rushing yards, its highest total since 2012... Started at right tackle in a 413-yard offensive performance at DET (10/23)... Started at right tackle in a tie against CIN (10/30) in London, helping the offense record 546 yards of offense, the team's largest offensive output since a 559-yard effort vs. Atlanta on Nov. 10, 1991... Started at right tackle in a win vs. MIN (11/13)... Started at right tackle in a win vs. GB (11/20), helping the Redskins post 515 total yards, the team's most in a non-overtime game since Week 11 of the 1991 season... Started at right tackle at DAL (11/24), holding the Cowboys without a sack and helping the offense to consecutive 500-yard performances for the first time in team history... Started at right tackle at ARI (12/4)... Started at right tackle in a win at PHI (12/11)... Started at right tackle and helped Kirk Cousins throw for 315 yards vs. CAR (12/19)... Started at right tackle and helped the Redskins to 200-plus yards both on the ground and in the air in a win at CHI (12/24)... Started at right tackle in season finale vs. NYG (1/1).

### 2015 (REDSKINS)

Earned the Redskins' 2015 Ed Block Courage Award, earning the starting right tackle role a year after a Lisfranc injury prematurely ended his rookie season... Started all 16 regular season games and one postseason game at right tackle... Rapid recovery and progression in training camp allowed the team to move No. 5 overall pick Brandon Scherff to right guard and create a young, promising right side of the offensive line... Started at right tackle and helped the Redskins rush for 161 yards vs. MIA (9/13)... Helped the Redskins post 182 rushing yards in a start at right tackle vs. STL (9/20)... Started at right tackle vs. NYG (9/24)... Started at right tackle vs. PHI (10/4), helping the offense go 90 yards on its final drive for a come-from-behind victory... Started at right tackle at ATL (10/11) and at NYJ (10/18)... Started

at right tackle in the largest comeback win (24 points) in team history vs. TB (10/25)... Started at right tackle at NE (11/8)... Started at right tackle vs. NO (11/15), blocking for the Redskins' first combined 300-yard passing game/200-yard rushing game since Super Bowl XXII... Started at right tackle at CAR (11/22)... Started at right tackle and helped Kirk Cousins throw for his fourth 300-yard game of the season in a win vs. NYG (11/29)... Started at right tackle vs. DAL (12/7)... Started at right tackle in a win at CHI (12/13)... Started at right tackle for Cousins' team-record-setting sixth 300-yard passing game of the season in a win vs. BUF (12/20)... Started at right tackle and fought through an ankle injury in a division-clinching win at PHI (12/26)... Started at right tackle in regular season finale at DAL (1/3)... Started at right tackle in NFC Wild Card Round vs. GB (1/10).

### 2014 (REDSKINS)

Played in eight games and made one start as a rookie... Inactive at HOU (9/7)... Made NFL debut vs. JAX (9/14)... Inactive at PHI (9/21)... Contributed on special teams vs. NYG (9/25)... Saw action on offense and special teams vs. SEA (10/6)... Inactive at ARI (10/12) and vs. TEN (10/19)... Played on special teams at DAL (10/27) and at MIN (11/2)... Saw significant action in relief of an injured Trent Williams vs. TB (11/16)... Made first career NFL start at left tackle and helped Alfred Morris post 125 rushing yards at SF (11/23)... Contributed on special teams at IND (11/30)... Active but did not play vs. STL (12/7)... Placed on Reserve/Injured list on Dec. 11.

## COLLEGE

Played at Virginia from 2010-13, starting 43 of the 48 career games in which he played — 30 at right tackle and 12 at left tackle... Received All-ACC third-team honors as a senior in 2013 while helping Kevin Parks become the Cavaliers' first 1,000-yard rusher in a season since 2004... Was a Coaches All-ACC honorable mention selection as a junior in 2012, starting 11 of 12 games and helping UVA amass more than 500 yards of total offense multiple times in a season for the first time since 2004... Was one of 13 players to start all 13 games for the Cavaliers in 2011... Appeared in 11 of Virginia's 12 games as a freshman, making his collegiate debut against Richmond. Made first collegiate start against UNC, becoming the seventh true freshman nationally to start at offensive tackle in 2010 when he started at right tackle against the Tar Heels.

## PERSONAL

Attended Meadowbrook H.S. in Richmond, Va., and also played prep football at Fork Union Military Academy in 2009... Two-time all-state, all-region and all-district selection... Multiple-time Richmond Times-Dispatch first-team All-Met selection... Was a Parade and SuperPrep All-American who was rated as a four-star prospect by Rivals.com and Scout.com... Listed as the No. 2 player in Virginia for the class of 2009 by Rivals.com... Visited hematology patients at a Washington, D.C. Ronald McDonald House and also stressed the importance of staying on the right path on a panel at the Fairfax Juvenile Detention Center in 2014... Son of Marion and Morris Moses... Has three children, Isaiah Moses, Jerimah Moses and Natalia Carter... Born March 3, 1991.

## YEAR-BY-YEAR STATS

**GAMES/STARTS**

| Year          | Team | G         | GS        |
|---------------|------|-----------|-----------|
| 2014          | Was  | 8         | 1         |
| 2015          | Was  | 16        | 16        |
| 2016          | Was  | 16        | 16        |
| <b>Career</b> |      | <b>40</b> | <b>33</b> |

**POSTSEASON**

| Year          | Team | G        | GS       |
|---------------|------|----------|----------|
| 2015          | Was  | 1        | 1        |
| <b>Career</b> |      | <b>1</b> | <b>1</b> |

**93**

# TRENT MURPHY

**LB****6-5 // 290****3rd NFL Season // Stanford****DOB: Dec. 22, 1990 // Brophy College Prep (Phoenix, Ariz.)**

## MILESTONES

NFL debut: 9/7/14 [at HOU]... First NFL start: 10/27/14 [at DAL]... First sack: 11/2/14 [at MIN, Teddy Bridgewater]

## TRANSACTIONS

Originally selected by the Washington Redskins in the second round (47th overall) of the 2014 NFL Draft.

## PRO

Enters 2016 having appeared in 31 regular season games with 23 starts from 2014-15, being credited by STATS, LLC with 64 tackles (34 solo), 6.0 sacks, three forced fumbles and three fumble recoveries in his first two seasons.

## YEAR-BY-YEAR

### 2016 (REDSKINS)

Had a breakout season, recording a career-high 9.0 sacks while adding 46 tackles (28 solo), three forced fumbles, one fumble recovery and a pass defended in 16 games... Contributed on defense and special teams vs. PIT (9/12)... Recorded six tackles (three solo) including a career-high 2.0 sacks and a forced fumble vs. DAL (9/18)... Posted four tackles (one solo) and notched a sack-fumble in a second straight game in a win at NYG (9/25)... Recorded five solo tackles and posted a sack for a third consecutive game for the first time in his career in a win vs. CLE (10/2)... Registered three tackles (two solo) including a half-sack in a win at BAL (10/9)... Made two tackles including a half-sack in a win vs. PHI (10/16)... Recorded two solo tackles including a sack-fumble at DET (10/23)... Posted two solo tackles in a tie against CIN (10/30) in London. Snapped a streak of six consecutive games with at least half a sack... Tallied three tackles (two solo) including a key fourth-quarter sack in a win vs. MIN (11/13)... Added two assisted tackles in a win vs. GB (11/20)... Made two tackles (one solo) at DAL (11/24)... Posted three tackles (two solo) including a third-down sack that led to a missed field goal at ARI (12/4)... Recorded two tackles and sealed a win at PHI (12/11) by recovering a Carson Wentz fumble on the Eagles' final offensive play... Added three tackles (one solo) vs. CAR (12/19)... Made one solo tackle in a win at CHI (12/24)... Posted four tackles (two solo) vs. NYG (1/1).

### 2015 (REDSKINS)

Recorded career highs in games played (16), starts (15), sacks (3.5) and fumble recoveries (two). Also started his first career playoff game... Contributed three assisted tackles in a start vs. MIA (9/13)... Recorded two tackles (one solo) in a win vs. STL (9/20)... Added three assisted tackles at NYG (9/24)... Notched two tackles (one solo) vs. PHI (10/4), also adding a sack and a fumble recovery on a last-ditch cross-field lateral to end the game... Posted four tackles (two solo) at ATL (10/11)... Added an assisted tackle at NYJ (10/18) and vs. TB (10/25)... Recorded three tackles at NE (11/8)... Registered five tackles (one solo) and a half-sack in a win vs. NO (11/15)... Recorded three tackles (two solo) at CAR (11/22)... Contributed on defense and special teams in a win vs. NYG (11/29)... Posted two solo tackles and a sack vs. DAL (12/7)... Set a new single-season career high by pushing his sack total to 3.5 with a 10-yard sack in a win at CHI (12/13). Forced and recovered a fumble on the play... Posted a solo tackle in

a win vs. BUF (12/20)... Contributed on defense and special teams in a division-clinching win at PHI (12/26)... Recorded a solo tackle for loss at DAL (1/3)... Made a solo stop in NFC Wild Card Round vs. GB (1/10).

### 2014 (REDSKINS)

Played in 15 games with eight starts as a rookie, compiling 32 tackles (22 solo), 2.5 sacks, two forced fumbles and a fumble recovery as a rookie... Contributed on defense and special teams in NFL debut at HOU (9/7) and vs. JAX (9/14)... Made one solo tackle at PHI (9/21)... Recorded a career-high four tackles (one solo) vs. NYG (9/25)... Added a solo tackle vs. SEA (10/6)... Contributed on defense at ARI (10/12)... Made three tackles (one solo) vs. TEN (10/19)... Made first career start in an overtime win at DAL (10/27), adding a solo tackle and the first fumble recovery and pass defended of his career... Started and contributed four tackles (three solo) including his first NFL sack at MIN (11/2)... Started and recorded a sack for a second consecutive game among his two tackles vs. TB (11/16)... Started and registered five tackles (four solo) and a forced fumble at SF (11/23)... Started and made three solo tackles at IND (11/30)... Started and added three tackles (two solo) including a split-sack with Jason Hatcher... Started and posted six tackles (four solo) at NYG (12/14)... Started and exited the game with an injury vs. PHI (12/20)... Made three assisted tackles at NE (11/8).

## COLLEGE

Played at Stanford from 2009-13, starting 42 of the 44 career games in which he appeared... Finished career with 32.5 career sacks (third in Stanford history) and 52.5 career tackles for loss (fifth)... Was a consensus All-American as a redshirt senior in 2013, earning first-team honors from Walter Camp, AFCA, FWAA, SI.com, ESPN.com, Phil Steele and The Sporting News, as well as second-team honors from the Associated Press, USA Today, Athlon Sports and CBSSports.com after leading the nation with 15.0 sacks. Team captain recorded 62 tackles (37 solo), two forced fumbles, six pass breakups and one blocked kick in addition to adding a 30-yard interception return for touchdown against Washington State... Was an All-Pac-12 performer at defensive end in 2012, starting all 14 games and leading the Cardinal with 10.0 sacks, the program's most since 2004. Notched his first career interception at Washington and returned it 40 yards for a touchdown... Started all 13 games and posted 40 tackles and 6.5 sacks in 2011... Limited by injury to two games in 2010 after not appearing in game action in 2009... Also participated in track and field in spring 2011, throwing a 158-5 in discus at the Payton Jordan Invitational.

## PERSONAL

Attended Brophy College Preparatory in Phoenix, where he was the Arizona Republic All-State Defensive Player of the Year in 2008... Posted 59 tackles, 9.5 sacks, three fumble recoveries and two blocked field goals as a team captain as a senior... Helped team to runner-up Arizona Division 5A1 finish as a senior one year after winning a state title as a junior... Also lettered in basketball and track. Was a state champion in discus after throwing 193, a school record... Rated as the nation's 41st-best strong side defensive end and 19th-best recruit in Arizona by Rivals.com... Majored in science, technology and society and minored in political science... Full name: Trenton Allen Murphy... Son of Jerry and Laurie Murphy... Has five sisters and one brother. Older sister, Kayli, played basketball at Arizona State and played professionally in Germany. His younger brother, Connor, is committed to play football at USC... Born Dec. 22, 1990.

## COMMUNITY

In 2015, met with and congratulated winners of the Redskins Read School Challenge, welcomed 1,100 children into the Redskins locker room at FedExField to meet Santa and take home toys for Christmas at Skins Santa Shoppe, played alongside fans at the inaugural Redskins Golf Classic and interacted with children during training camp at the Redskins All-Star Experience... Was active with the Washington Redskins Charitable Foundation as a rookie in 2014... Raised money for Redskins Read book drive to help promote literacy... Stressed the importance of staying on the right path on a panel at the Fairfax Juvenile Detention Center... Visited hematology patients at a Washington, D.C. Ronald McDonald House... Greeted fans before a cooking demonstration and Q&A about healthy eating habits at Fit Fest in Richmond... Welcomed Richmond children to training camp at the Bon Secours training camp facility in Richmond... Helped provide school supplies and clothes to hundreds of kids in Richmond for the Back to School Shopping Spree presented by Macy's... Taught children the importance of exercising for 60 minutes a day at Andrews Air Force Base for the Redskins Salute to Play 60 event... Coached women through football drills at Redskins Park on WOW Ladies Night Out... Welcomed and distributed toys for 1,100 children in the Redskins' locker room at FedExField at the team's annual Skins Santa Shoppe.

## YEAR-BY-YEAR STATS

### DEFENSE

| Year          | Team | G         | GS        | Tack       | Solo      | Sack        | INT      | PD       |
|---------------|------|-----------|-----------|------------|-----------|-------------|----------|----------|
| 2014          | Was  | 15        | 8         | 32         | 22        | 2.5         | 0        | 1        |
| 2015          | Was  | 16        | 15        | 32         | 12        | 3.5         | 0        | 0        |
| 2016          | Was  | 16        | 0         | 46         | 28        | 9.0         | 0        | 1        |
| <b>Career</b> |      | <b>47</b> | <b>23</b> | <b>110</b> | <b>62</b> | <b>15.0</b> | <b>0</b> | <b>2</b> |

\*Tackle stats according to STATS, LLC

### ADDITIONAL

FF-FR: 2-1 in 2014, 1-2 in 2015, 3-1 in 2016

### POSTSEASON

| Year          | Team | G        | GS       | Tack     | Solo     | Sack     | INT      | PD       |
|---------------|------|----------|----------|----------|----------|----------|----------|----------|
| 2015          | Was  | 1        | 1        | 1        | 1        | 0        | 0        | 0        |
| <b>Career</b> |      | <b>1</b> | <b>1</b> | <b>1</b> | <b>1</b> | <b>0</b> | <b>0</b> | <b>0</b> |

## CAREER HIGHS

### SINGLE-GAME

|                           |  |
|---------------------------|--|
| <b>Total Tackles:</b>     | 6, twice, last vs. Dallas (9/18/16)      |
| <b>Solo Tackles:</b>      | 4, twice, last at NY Giants (12/14/14)   |
| <b>Sacks:</b>             | 2, vs. Dallas (9/18/16)                  |
| <b>Forced Fumbles:</b>    | 1, six times, last at Detroit (10/23/16) |
| <b>Fumble Recoveries:</b> | 1, four times, last at PHI (12/11/16)    |



**24**

# JOSH NORMAN

**CB****6-0 // 200****5th NFL Season // Coastal Carolina****DOB: Dec. 15, 1987 // Greenwood (S.C.) H.S.**

## HONOR ROLL

Pro Bowl selection [2015 season]  
 First-team Associated Press All-Pro [2015]  
 PFWA All-NFL and All-NFC Team [2015]  
 2015 PFWA Co-Most Improved Player  
 NFL Top 100 Players [No. 11 in 2015]

## MILESTONES

NFL debut: 9/9/12 [at TB]... First NFL start: 9/9/12 [at TB]...  
 Redskins debut: 9/12/16 [vs. PIT]... First INT: 10/28/12 [at  
 CHI, Jay Cutler]... First INT TD: 9/13/15 [at JAX, Blake Bortles]  
 ... First FF: 12/7/14 [at NO, Mark Ingram]

## TRANSACTIONS

Originally selected by the Carolina Panthers in the fifth round [143rd overall] of the 2012 NFL Draft... Received franchise tag from Panthers on March 1, 2016... Became unrestricted free agent after rescission of the franchise tag by the Panthers on April 20, 2016... Signed with the Washington Redskins as an unrestricted free agent on April 22, 2016.

## PRO

Joined the Redskins during the 2016 offseason having previously appeared in 53 regular season games with 38 starts from 2012-15... Recorded 178 tackles [136 solo], 36 passes defended, seven interceptions (two returned for touchdowns), four forced fumbles and three fumbles recovered in four seasons with Carolina... Signed with Washington having also started all five previous career postseason contests in which he has appeared, including Super Bowl 50.

## YEAR-BY-YEAR

### 2016 (REDSKINS)

Started all 16 games in his debut season in Washington, compiling 67 tackles [52 solo], 19 passes defended, three interceptions and two forced fumbles... Made Redskins debut vs. PIT [9/12], posting six tackles (three solo) and two passes defended... Posted five tackles, a forced fumble and a career-high-tying three passes defended vs. DAL [9/18]... Recorded six tackles [five solo] and two passes defended in a win at NYG [9/25]... Notched six tackles [four solo] and his first interception as a member of the Redskins in a win vs. CLE [10/2]... Recorded one solo tackle while fighting through a wrist injury in a win at BAL [10/9]... Added two tackles in a win vs. PHI [10/16]... Made one solo tackle prior to exiting with a concussion at DET [10/23]... Tallied six solo tackles and tied a career high with three passes defended in a tie against CIN [10/30] in London... Made three tackles (two solo) in a win vs. MIN [11/13]... Recorded three tackles and a forced fumble in a win vs. GB [11/20]... Contributed four solo tackles at DAL [11/24]... Posted five solo tackles and a pass defended at ARI [12/4]... Recorded two tackles (one solo) and broke up a pass on a two-point conversion attempt in a win at PHI [12/11]... Recorded seven tackles [five solo] and a pass defended vs. CAR [12/19]... Set a career high with four passes defended and tied his career best with two interceptions in a win at CHI [12/24]. Also added five tackles [four solo]. He and Bashaud Breeland combined to give the Redskins multiple players with multiple interceptions in a single game for the first time in records available dating

back to 1960... Recorded five tackles (four solo) and a pass defended vs. NYG [1/1].

### 2015 (PANTHERS)

Started 16 games at cornerback, earning first-team AP and PFWA All-Pro honors and sharing Co-Most Improved Player honors with Redskins QB Kirk Cousins... Established career highs with four interceptions, including two returned for touchdowns (tied for NFL lead), 16 passes defended, three forced fumbles and two fumble recoveries. Added 55 tackles... Key member of unit that finished in the top 10 in the NFL in total defense for the fourth consecutive year. Helped Carolina lead the NFL in interceptions [24], takeaways [39], points off turnovers [148] and turnover differential [+20] and opponent passer rating [73.5]... Named NFC Defensive Player of the Month for September, tying for the NFL lead with two interceptions and posting 15 tackles, three passes defended, one forced fumble and one fumble recovery as the Panthers finished the month 3-0. Became the first defensive back in team history to be named Defensive Player of the Month... Scored first career touchdown at JAX [9/13] when he intercepted a pass by Jaguars quarterback Blake Bortles and returned it 30 yards for the score. Also forced and recovered a fumble by Jaguars wide receiver Allen Hurns, becoming only player in the 25 seasons to have an interception return touchdown, forced fumble and fumble recovery on Kickoff Weekend... Intercepted a pass by Saints quarterback Luke McCown vs. NO [9/27] in the end zone with 1:09 left in the game to seal the victory... Earned first career NFC Defensive Player of the Week honor after intercepting Buccaneers quarterback Jameis Winston twice at TB [10/4]. Returned first interception 46 yards for a touchdown and established a career high with three passes defended... Became the first player in franchise history to record four interceptions in first four games of a season and first NFL cornerback with two interception return touchdowns in the first four games of a season since Charles Woodson in 2008... Matched career high with three passes defended vs. IND [11/2]... Forced a fumble vs. WAS [11/22]... Forced a fumble by Giants wide receiver Odell Beckham, Jr. at NYG [12/20]... Recovered a fumbled snap by Falcons quarterback Matt Ryan at ATL [12/27]... Started at cornerback in NFC Divisional Playoff vs. SEA [1/17], NFC Championship vs. ARI [1/24] and Super Bowl 50 vs. DEN [2/7], recording 10 tackles, one sack and four passes defended in the postseason... Sacked Seahawks quarterback Russell Wilson for a 14-yard loss in NFC Divisional Round vs. SEA [1/10].

### 2014 (PANTHERS)

Played in 14 games with 10 starts and was inactive for two games for Carolina... Tied for second on the team with two interceptions and finished second with 11 passes defended... Posted 38 tackles and one forced fumble... Started vs. CHI [10/5] before being inactive with a concussion at CIN [10/12] and at GB [10/19]... Started the final nine games of the regular season... Thwarted Seahawks scoring threat with interception of quarterback Russell Wilson in the end zone vs. SEA [10/26]... Punched the ball away from Saints running back Mark Ingram at NO [12/7]... Intercepted a pass by Browns quarterback Brian Hoyer vs. CLE [12/21]... Started NFC Wild Card game vs. ARI [1/3] and NFC Divisional Playoff at SEA [1/10]... Recorded five tackles and one pass defended in the postseason... Part of defense that set an NFL record for the fewest yards allowed in a postseason game with 78 vs. ARI.

## 2013 [PANTHERS]

Played in seven games and was inactive for nine games... Recorded five tackles... Inactive for NFC Divisional game vs. SF (1/12).

## 2012 [PANTHERS]

Played in 16 games with starts in the first 12 as a rookie... Posted 74 tackles, one interception and a team-leading eight passes defended... Joined fellow rookies Luke Kuechly and Amini Silatolu as opening day starters at TB (9/9)... Compiled a single-game career-high 11 tackles vs. NO (9/16)... Notched first career interception, picking off Bears quarterback Jay Cutler at CHI (10/28). Leaped in front of Bears wide receiver Brandon Marshall to snag the ball at the Panthers' three-yard line.

## COLLEGE

Played in 46 games with 39 starts at Coastal Carolina, earning a scholarship after his sophomore season after joining the program as a walk-on... Was a two-time All-American and three-time All-Big South Conference honoree... Finished career first in conference and school history with 48 passes defended and second with 13 interceptions. Also totaled 196 tackles and four forced fumbles and tied school record with four blocked kicks... As a senior in 2011, earned first-team All-American and first-team All-Big South Conference honors and became the first player from Coastal Carolina and only the second from the Big South Conference to play in the Senior Bowl. Played in 11 games with 10 starts, leading the team with 62 tackles and 14 passes defended and tying for first with two interceptions... Was a first-team All-Big South Conference choice in 2010, posting 56 tackles, one forced fumble, one interception and a team-high 10 passes defended in 12 games with 11 starts... As a sophomore in 2009, was a third-team All-American and first-team All-Big South Conference selection, setting conference and school records with eight interceptions in 11 starts. Paced the conference with 15 passes defended... Played in 12 games with seven starts as a freshman in 2008. Collected 35 tackles, two interceptions and nine passes defended.

## PERSONAL

Attended Greenwood (S.C.) H.S., where he earned All-State honors on defense... Was also named All-Lakeland Region 4A team on offense... Selected to play in the North-South All-Star Game... Was a member of the basketball, baseball and track teams throughout high school... Founded Starz 24, a non-profit committed to enriching the lives of the youth in Greenwood and other cities facing financial hardships and educational and community deficits... Majored in general studies... Son of Roy and Sandra Norman... Born Dec. 15, 1987.

## YEAR-BY-YEAR STATS

### DEFENSE

| Year          | Team | G         | GS        | Tack       | Solo       | Sack     | INT       | PD        |
|---------------|------|-----------|-----------|------------|------------|----------|-----------|-----------|
| 2012          | Car  | 16        | 12        | 71         | 50         | 0        | 1         | 7         |
| 2013          | Car  | 7         | 0         | 4          | 3          | 0        | 0         | 0         |
| 2014          | Car  | 14        | 10        | 47         | 35         | 0        | 2         | 11        |
| 2015          | Car  | 16        | 16        | 56         | 48         | 0        | 4         | 18        |
| 2016          | Was  | 16        | 16        | 67         | 52         | 0        | 3         | 19        |
| <b>Career</b> |      | <b>69</b> | <b>54</b> | <b>245</b> | <b>188</b> | <b>0</b> | <b>10</b> | <b>55</b> |

\*Tackle stats according to STATS, LLC

### ADDITIONAL

FF-FR: 1-1 in 2014, 3-2 in 2015, 2-0 in 2016  
INT TD: 2 in 2015

### POSTSEASON

| Year          | Team | G        | GS       | Tack      | Solo      | Sack     | INT      | PD       |
|---------------|------|----------|----------|-----------|-----------|----------|----------|----------|
| 2014          | Car  | 2        | 2        | 6         | 4         | 0        | 0        | 0        |
| 2015          | Car  | 3        | 3        | 9         | 6         | 1        | 0        | 4        |
| <b>Career</b> |      | <b>5</b> | <b>5</b> | <b>15</b> | <b>10</b> | <b>1</b> | <b>0</b> | <b>4</b> |

## CAREER HIGHS

### SINGLE-GAME

|                           |   |
|---------------------------|---|
| <b>Total Tackles:</b>     | 11, vs. NY Glants (9/20/12)                 |
| <b>Solo Tackles:</b>      | 8, vs. NY Glants (9/20/12)                  |
| <b>Interceptions:</b>     | 2, twice, last at Chicago (12/24/16)        |
| <b>Passes Defended:</b>   | 4, at Chicago (12/24/16)                    |
| <b>Forced Fumbles:</b>    | 1, six times, last vs. Green Bay (11/20/16) |
| <b>Fumbles Recovered:</b> | 1, three times, last at Atlanta (12/27/15)  |

**79**

# TY NSEKHE

**T****6-8 // 335****2nd NFL Season // Texas State****DOB: Oct. 27, 1985 // Bowie H.S. (Arlington, Texas)**

## MILESTONES

NFL debut: 9/16/12 (vs. WAS)... First NFL start: 10/18/15 (at NYJ)... Redskins debut: 9/13/15 (vs. MIA)

## TRANSACTIONS

Originally entered the NFL with the Indianapolis Colts as a free agent on August 1, 2012... Waived by the Colts on September 1, 2012... Claimed off waivers by the St. Louis Rams on September 2, 2012... Waived by the Rams on September 27, 2012... Signed to the Rams' practice squad on September 30, 2012... Waived by the Rams on September 3, 2013... Signed with the New Orleans Saints on January 6, 2014... Waived by the Saints on September 9, 2014... Signed with the Washington Redskins on February 10, 2015... Waived by the Redskins on May 4, 2015... Signed with the Redskins on May 11, 2015.

## YEAR-BY-YEAR

### 2016 (REDSKINS)

Played in a career-high 14 games with four starts... Contributed on special teams vs. PIT (9/12) and vs. DAL (9/18)... Played extensively at left tackle in a win at NYG (9/25) following a rash of injuries that forced Trent Williams to left guard... Contributed on offense and special teams in wins vs. CLE (10/2) and at BAL (10/9)... Had a key block as a sixth lineman on the Redskins' game-clinching 57-yard run vs. PHI (10/16)... Played on offense and special teams at DET (10/23)... Played on offense and special teams in a tie against CIN (10/30) in London... Started at left tackle in a win vs. MIN (11/13)... Started at left tackle in a win vs. GB (11/20), helping the Redskins post 515 total yards, the team's most in a non-overtime game since Week 11 of the 1991 season... Started at right tackle at DAL (11/24), holding the Cowboys without a sack and helping the offense to consecutive 500-yard performances for the first time in team history... Started at left tackle at ARI (12/4)... Played on offense and special teams in a win at PHI (12/11)... Contributed on offense and special teams vs. CAR (12/19) and in a win at CHI (12/24)... Played on offense and special teams vs. NYG (1/1).

### 2015 (REDSKINS)

Played in a career-high 13 regular season games with two starts and also made his postseason debut... Contributed in reserve vs. MIA (9/13)... Active but did not play vs. STL (9/20)... Played on special teams at NYG (9/24)... Active but did not play vs. PHI (10/4) and at ATL (10/11)... Made first NFL start at NYJ (10/18), opening the game at left tackle in place of an injured Trent Williams... Played on offense and special teams in the largest comeback win (24 points) in team history vs. TB (10/25)... Contributed on special teams at NE (11/8)... Played on offense and special teams in a win vs. NO (11/15)... Played on offense and special teams at CAR (11/22), vs. NYG (11/29), vs. DAL (12/7)... Saw extended action following various injuries to Morgan Moses in wins at CHI (12/13) and vs. BUF (12/20)... Contributed on offense and special teams in a division-clinching win at PHI (12/26)... Started at left tackle in place of Williams in regular season finale at DAL (1/3)... Contributed on special teams in NFC Wild Card Round vs. GB (1/10).

### 2014 (CFL/SAINTS)

Joined the Saints on Reserve/Future contract before eventually being waived after Week 1... Also spent part of the 2014 season on the practice roster of the CFL's Montreal Alouettes.

### 2013 (RAMS)

Spent the offseason with the team but was waived on Sept. 3.

### 2012 (AFL/COLTS/RAMS)

Signed with the San Antonio Talons of the AFL on April 26... Recorded one tackle and five receptions for 32 yards in 11 games with 10 for San Antonio... Entered the NFL as a free agent with the Colts on Aug. 1... Waived by Indianapolis on Sept. 1 but claimed a day later by St. Louis... Appeared in two games for St. Louis, making his NFL debut vs. WAS (9/16)... Waived by the Rams on Sept. 27 but signed to the team's practice squad on Sept. 30.

## COLLEGE

Played at Texas State and Tarleton State during his collegiate career spanning 2003-06.

## PERSONAL

Attended Bowie H.S. in Arlington, Texas, where he earned first-team all-area honors in 2002 and 2003... Last name pronounced "en-SECK-he"... Son of Diane Nsekhe... Born Oct. 27, 1985.

## YEAR-BY-YEAR STATS

### GAMES/STARTS

| Year          | Team | G         | GS       |
|---------------|------|-----------|----------|
| 2012          | Stl  | 2         | 0        |
| 2015          | Was  | 13        | 2        |
| 2016          | Was  | 16        | 4        |
| <b>Career</b> |      | <b>31</b> | <b>6</b> |

### POSTSEASON

| Year          | Team | G        | GS       |
|---------------|------|----------|----------|
| 2015          | Was  | 1        | 0        |
| <b>Career</b> |      | <b>1</b> | <b>0</b> |

**60**

# VINSTON PAINTER

**OL**

6-4 // 322

2nd NFL Season // Virginia Tech

DOB: Oct. 11, 1989 // Maury H.S. [Norfolk, Va.]

## MILESTONES

NFL debut: 10/12/14 [vs. PIT]... Redskins debut: 11/13/16 [vs. MIN]

## TRANSACTIONS

Originally selected by the Denver Broncos in the sixth round [173rd overall] of the 2013 NFL Draft... Waived by the Broncos on August 31, 2013... Signed to the Broncos' practice squad on September 1, 2013... Signed to the Broncos' active roster on January 14, 2014... Waived by the Broncos on August 30, 2014... Signed to the Broncos' practice squad on August 31, 2014... Signed to the Cleveland Browns' active roster on September 2, 2014... Waived by the Cleveland Browns on September 5, 2015... Signed to the New York Giants' practice squad on September 16, 2015... Released from the Giants' practice squad on September 29, 2015... Signed to the Miami Dolphins' practice squad on October 6, 2015... Waived by the Miami Dolphins on August 27, 2016... Claimed off waivers by the Washington Redskins on August 29, 2016... Waived on September 3, 2016... Signed to the Redskins' practice squad on September 4, 2016... Signed to the Redskins' active roster from the practice squad on September 27, 2016.

## YEAR-BY-YEAR

### 2016 [DOLPHINS/REDSKINS]

Played in five games for the Redskins... Spent the offseason with the Dolphins before being claimed by the Redskins off waivers in the final week of the preseason... Signed to active roster on Sept. 27... Inactive in Weeks 4-8... Made Redskins debut on offense and special teams in wins vs. MIN [11/13]... Played offensively and on special teams vs. GB [11/20], at DAL [11/24] and at ARI [12/4]... Contributed on special teams in a win at PHI [12/11]... Inactive vs. CAR [12/19], at CHI [12/24] and vs. NYG [1/1].

### 2015 [GIANTS/DOLPHINS]

Spent two weeks on the Giants' practice squad in September before joining the Dolphins' practice squad in October.

### 2014 [BRONCOS/BROWNS]

Played in three games in a reserve role for Cleveland... Made NFL debut vs. PIT [10/12]... Also appeared at JAX [10/19] and at BAL [12/28]... Spent training camp with Denver.

### 2013 [BRONCOS]

Spent the majority of the season on Denver's practice squad... Elevated to the active roster for the final two games, but did not play.

## COLLEGE

Played collegiately at Virginia Tech from 2008-12, appearing in 32 career games with 13 starts... Started all 13 games as a senior in 2012. Earned honorable mention All-Atlantic Coast Conference by the league's coaches... Played in 11 contests as a junior in 2011... Played in four games as a sophomore in 2010... Played in three games at right guard during his redshirt freshman season in 2009... Practiced at defensive tackle during his redshirt season in 2008.

## PERSONAL

Attended Maury H.S. in Norfolk, Va., where he was named first-team Group AAA all-state at offensive tackle by the Associated Press... Also received second-team all-district honors at defensive tackle... Earned first-team All-Tidewater and first-team All-Eastern District honors on the offensive line as both a junior and senior... Ranked the No. 14 offensive tackle in the country and the No. 5 player in the state of Virginia by Rivals.com... Graduated with a degree in apparel, housing and resource management [residential property management]... Son of Inez Painter... Born Oct. 11, 1989.

## YEAR-BY-YEAR STATS

### GAMES/STARTS

| Year   | Team | G | GS |
|--------|------|---|----|
| 2014   | Cle  | 3 | 0  |
| 2016   | Was  | 5 | 0  |
| Career |      | 8 | 0  |



**86**

# JORDAN REED

**TE****6-2 // 246****4th NFL Season // Florida****DOB: July 3, 1990 // New London H.S. (New London, Conn.)**

## HONOR ROLL

Pro Bowl selection (2016 season)  
 PFWA All-Rookie Team (2013)  
 NFL Top 100 Players [No. 77 in 2015]

## MILESTONES

NFL debut: 9/9/13 (vs. PHI)... First NFL start: 10/27/13 (at DEN)... First reception: 9/9/13 (vs. PHI, 11 yards from Robert Griffin III)... First rec. TD: 9/15/13 (at GB, 3 yards from Robert Griffin III)... First 100-yard receiving game: 10/20/13 (vs. CHI)... First multi-TD game: 10/25/15 (vs. TB)

## TRANSACTIONS

Originally selected by the Washington Redskins in the third round (85th overall) of the 2013 NFL Draft... Signed multi-year contract extension on May 5, 2016.

## PRO

Enters 2016 having appeared in 34 regular season games with 14 starts in his first three NFL seasons, gaining 1,916 yards on 182 receptions with 14 receiving touchdowns from 2013-15... Was the fastest tight end in NFL history to reach 200 career receptions, reaching the mark in 38 games and surpassing the mark set by Pro Football Hall of Famer Kellen Winslow (39 games)... One of the league's top emerging tight ends who set Redskins records in receptions (87) and receiving yards (952) by a tight end in 2015... Named to PFWA All-Rookie Team in 2013 after setting team records in receptions (45) and receiving yards (499) by a rookie tight end.

## YEAR-BY-YEAR

### 2016 (REDSKINS)

Recorded 66 receptions for 686 yards with six receiving touchdowns in 12 games with eight starts, earning his first career Pro Bowl selection... Caught seven passes for 64 yards vs. PIT (9/12)... Gained 70 yards on five receptions vs. DAL (9/18). Became the sixth tight end in Redskins history to surpass 2,000 career receiving yards with the team, joining Jerry Smith, Chris Cooley, Bill Anderson, Don Warren and Fred Davis... Caught four passes for 56 yards in a win at NYG (9/25)... Gained 73 yards on nine receptions with two first-quarter touchdown receptions in a win vs. CLE (10/2). Recorded his 200th career regular season reception on his second catch of the game, an eight-yard touchdown pass. Became the fastest tight end in NFL history to reach 200 career receptions, reaching the milestone in 38 career games and surpassing the mark set by Pro Football Hall of Famer Kellen Winslow (39 games)... Posted a team-high eight receptions for 53 yards in a win at BAL (10/9)... Inactive with a concussion in Weeks 6-7... Posted season highs of nine receptions and 99 receiving yards and added a 23-yard touchdown reception in a tie against CIN (10/30) in London. The 23-yard touchdown was the longest scoring play of his career, surpassing a 22-yard touchdown catch at Philadelphia in Week 16 of the 2015 season... Gained 41 yards on two receptions in a win vs. MIN (11/13)... Caught five passes for 79 yards in a win vs. GB (11/20). Passed Rod Gardner (227) for 15th on the Redskins' all-time receptions list... Gained 95 yards on a team-high 10 receptions with two receiving

touchdowns at DAL (11/24). Tied Clint Didier (19) for fourth-most by a tight end in Redskins history and passed Don Warren (2,536) for fourth-most career receiving yards by a tight end in team history. The game was the sixth of his career with multiple receiving touchdowns, tying Santana Moss for sixth-most by a member of the Redskins since 1960... Inactive with a shoulder injury at ARI (12/4)... Caught a 10-yard pass in a win at PHI (12/11)... Made one catch for six yards vs. CAR (12/19) prior to exiting the game in the third quarter... Inactive at CHI (12/24)... Caught five passes for 40 yards with a touchdown vs. NYG (1/1). Moved past Don Warren (244) for third-most career receptions by a tight end in team history during the game. Recorded his 20th career touchdown reception, becoming the 16th player in team history to record 20 touchdown receptions with the Redskins.

### 2015 (REDSKINS)

Appeared in 14 regular season games with eight starts and started the team's postseason contest. Recorded 87 receptions for 952 yards (both team records for a tight end) with 11 receiving touchdowns. Led all Redskins players in receptions, receiving yards and receiving touchdowns this season, becoming the first Redskins tight end to lead the team in all three categories since Jean Fugett in 1977... Finished second among NFL tight ends in receptions, tied for second in touchdowns and fifth in receiving yards... Posted a team-high seven receptions for 63 yards (9.0 avg.) with a four-yard touchdown in season opener vs. MIA (9/13)... Gained a team-high 82 receiving yards on six receptions in a win vs. STL (9/20)... Led team with 96 receiving yards on six receptions at NYG (9/24). Led team in receiving yards in back-to-back weeks for the first time since Weeks 7-8 of his rookie season in 2013... Caught five passes for 37 yards vs. PHI (10/4)... Inactive with a concussion at ATL (10/11) and at NYJ (10/18)... Recorded career highs in receptions (11) and receiving touchdowns (two), gaining 72 receiving yards and scoring with 24 seconds remaining to seal the largest comeback win (24 points) in team history vs. TB (10/25). His 11-catch performance was the 22nd by a member of the Redskins since 1950. Became the first member of the Redskins to record multiple receiving touchdowns in a game since Leonard Hankerson in Week 1 of the 2013 season and the first Redskins tight end to do so since Fred Davis on Dec. 13, 2009 at Oakland... Caught three passes for 18 yards with a touchdown at NE (11/8)... Notched his second career multi-touchdown game in a win vs. NO (11/15), scoring twice and gaining 29 yards on three receptions. Became the first Redskins tight end to post multiple two-touchdown games in a single season since Jerry Smith in 1970. Became the first member of the Redskins to record a touchdown reception in three straight games since Pierre Garçon in Weeks 12-14 of the 2012 season and was the first Redskins tight end to do so since Fred Davis in Weeks 12-15 of the 2009 season... Gained 46 yards on a team-high six receptions at CAR (11/22)... Broke career highs for receptions and receiving yards in a single season after compiling team highs in receptions (eight) and receiving yards (98) in a win vs. NYG (11/29)... Caught three passes for 33 yards vs. DAL (12/7)... Led the Redskins with nine receptions for 120 yards with a touchdown in a win at CHI (12/13). Registered his first 100-yard game of the season, the third of his career... Posted a team-high seven receptions, gaining 84 yards with two receiving touchdowns in a win vs. BUF (12/20)... Caught a team-high nine passes for a season-high 129 yards with two receiving touchdowns in a division-clinching win at PHI (12/26). Broke the Redskins' single-season tight end receiv-

ing yardage record of 849 (Chris Cooley in 2008 and 2010, Jerry Smith in 1967) with the performance and tied the single-season receptions mark by a tight end (Chris Cooley, 83 in 2010). Tied Pro Football Hall of Famer Bobby Mitchell (11 in 1962) for the fifth-most receiving touchdowns in a single season in team history. Marked only eighth time a member of the Redskins has recorded 10 receiving touchdowns in a season in team history, joining Smith (12 in 1967) as the only Redskins tight ends to accomplish the feat. Tied Smith for the most multiple-touchdown games in a single season by a Redskins tight end in team history (four). Became the third Redskins player since 1960 to record multiple receiving touchdowns in consecutive games (Smith in 1967, Mitchell in 1962). Became the first member of the Redskins to record 10 receiving touchdowns in a single season since Gary Clark in 1991... Caught four passes for 45 yards at DAL (1/3), finishing the season with 87 receptions for 952 yards (both team records for a tight end) with 11 receiving touchdowns... In NFC Wild Card Round vs. GB (1/10), caught nine passes for 120 yards, including a 24-yard touchdown reception. Set single-game franchise postseason record for receptions by a tight end and receiving yards by a tight end. Became the first Redskins tight end to record a 100-yard receiving game in postseason play, the first by a member of the Redskins at any position in a postseason contest since WR Santana Moss (103 receiving yards, NFC Divisional Round at SEA on Jan. 14, 2006).

#### 2014 (REDSKINS)

Played in 11 games with two starts, recording a career-high 50 receptions for 465 yards... Caught one pass for four yards at HOU (9/7) before exiting with an injury... Inactive vs. JAX (9/14), at PHI (9/21), vs. NYG (9/25) and vs. SEA (10/6)... Returned at ARI (10/12), catching eight passes for 92 yards... Tied for the team lead with five receptions vs. TEN (10/19), gaining 54 yards... Caught a game-high seven passes for 40 yards in an overtime win at DAL (10/27)... Made one reception for 17 yards at MIN (11/2)... Started and caught two receptions for 22 yards vs. TB (11/16)... Inactive at SF (11/23)... Tied a then-career high in receptions (nine) and gained 123 yards at IND (11/30)... Started and caught three passes for 25 yards vs. STL (12/7)... Recorded three receptions for 13 yards at NYG (12/14)... Caught two passes for five yards vs. PHI (12/20)... Tied season high with nine receptions for 70 yards vs. DAL (12/28).

#### 2013 (REDSKINS)

Appeared in nine games with four starts before an injury ended his season prematurely... Registered 45 receptions for 499 yards, both franchise records by a rookie tight end... Made his NFL debut vs. PHI (9/9), catching five passes for 38 yards (7.6 avg.)... Caught three passes for 18 yards (6.0 avg.) at GB (9/15), recording his first career touchdown on a three-yard pass from Robert Griffin III in the fourth quarter... Caught five passes for a career-high 50 yards (10.0 avg.) vs. DET (9/22) before leaving the game with a quad contusion... Inactive at OAK (9/29)... Compiled four receptions for a then-career-high 58 yards at DAL (10/13), including a career-long 29-yard reception in the second quarter... Set career highs in receptions (nine) and receiving yards (134) and had a touchdown reception vs. CHI (10/20), setting the Redskins' mark for receiving yards in a game by a rookie tight end. The record was previously held by Jerry Smith, who registered 78 receiving yards on six catches vs. Dallas on Nov. 28, 1965. Was targeted nine times and caught all nine passes, becoming the first Redskin to be targeted at least nine times and catch every pass in records available dating back to 1991... Made his first NFL start at DEN (10/27), catching eight passes for 90 yards (11.3 avg.). His 90 yards pushed his season total past Stephen Alexander (383 in 1998) for the most yards by a rookie tight end in team history... Started in a

three-tight-end set vs. SD (11/3), catching four passes for 37 yards. With his fourth reception, broke Alexander and Chris Cooley's team season record for receptions by a rookie tight end (37 in 1998 and 2004, respectively). Also added his first career NFL rushing attempt, gaining 18 yards... Started and caught six passes for 62 yards (10.3 avg.) and a touchdown at MIN (11/7)... Started and had one catch for 12 yards at PHI (11/17) before exiting the game with an injury... Inactive vs. SF (11/25), vs. NYG (12/1), vs. KC (12/8) and at ATL (12/15)... Placed on the Reserve/Injured list on Dec. 20.

#### COLLEGE

Started 26-of-36 games played at Florida – 25 as a tight end and one at quarterback... Caught 79 passes for 945 yards (12.0 avg.) with six receiving touchdowns in his career and also gained 328 yards with five rushing touchdowns on 77 carries... Amassed 35 yards on a kickoff return and completed 26-of-47 passes for 252 yards, three touchdowns and one interception... Dressed as a quarterback for nine games... In 2012, was named All-SEC first-team by the Associated Press and second-team by the league's coaches after leading the team with a career-high 45 receptions for 559 yards with three touchdowns... His 45 receptions were the most by a Florida tight end since Aaron Hernandez set the school position season-record with 68 catches in 2009... Twenty-three of his grabs resulted in first downs, and 23 of his catches were for at least 10 yards, including 11 for 20 yards or longer... In 2011, appeared in 11 games, finishing second on the team with 28 receptions for 307 yards and a pair of touchdowns... Caught his first receiving touchdown of the season when he nabbed a 31-yard catch from John Brantley on fourth-and-19 vs. the Bulldogs... Played in 12 games in 2010, including starting at quarterback against Penn State in the Outback Bowl... Recorded six catches for 79 yards with one touchdown, gained 335 rushing yards on 77 attempts (4.3 avg.) with five touchdowns, and completed 26-of-46 passes (56.3 percent) for 252 yards, three touchdowns and one interception... Saw action for the first time as a Gator and had a two-yard touchdown reception for his first career catch vs. South Florida... Rushed for a team-high 68 yards on 24 carries and completed eight-of-13 passes for 60 yards in the Gators' win over Penn State in the Outback Bowl.

#### PERSONAL

Attended New London (Conn.) H.S., where he was a three-year starter at quarterback for the Whalers and led the team to an undefeated regular season record in 2007... Completed 122-of-222 passes for 1,706 yards and 28 touchdowns while throwing just two interceptions as a junior... Also rushed for 370 yards and eight touchdowns on 53 carries... Was a finalist for the 2008 Joe Montana High School Quarterback of the Year Award... Rated the nation's 10th-best dual-threat quarterback and the second-best prospect from the state of Connecticut by Rivals.com... Member of the ESPN Top 150 squad in 2008... Participated in several community service events at Florida through the Goodwill Gators program, including twice assembling and distributing food during Thanksgiving and a video game challenge with a local youth club... Was a religion major at Florida... Born July 3, 1990 in New London, Conn.

## YEAR-BY-YEAR STATS

**RECEIVING**

| Year          | Team | GP        | GS        | Rec        | Yds         | Avg         | Lg        | TD        |
|---------------|------|-----------|-----------|------------|-------------|-------------|-----------|-----------|
| 2013          | Was  | 9         | 4         | 45         | 499         | 11.1        | 38        | 3         |
| 2014          | Was  | 11        | 2         | 50         | 465         | 9.3         | 30        | 0         |
| 2015          | Was  | 14        | 8         | 87         | 952         | 10.9        | 32        | 11        |
| 2016          | Was  | 12        | 8         | 66         | 686         | 10.4        | 33        | 6         |
| <b>Career</b> |      | <b>46</b> | <b>22</b> | <b>248</b> | <b>2602</b> | <b>10.5</b> | <b>38</b> | <b>20</b> |

**ADDITIONAL**

Fumbles-Lost: 1-1 in 2014, 3-2 in 2015, 1-1 in 2016

Rushing: 1 att. for 18 yds. (2013)

**POSTSEASON**

| Year          | Team | GP       | GS       | Rec      | Yds        | Avg         | Lg         | TD       |
|---------------|------|----------|----------|----------|------------|-------------|------------|----------|
| 2015          | Was  | 1        | 1        | 9        | 120        | 13.3        | 24t        | 1        |
| <b>Career</b> |      | <b>1</b> | <b>1</b> | <b>9</b> | <b>120</b> | <b>13.3</b> | <b>24t</b> | <b>1</b> |

## CAREER HIGHS

**SINGLE-GAME**

|                          |                                      |
|--------------------------|--------------------------------------|
| <b>Receptions:</b>       | 11, vs. Tampa Bay (10/25/15)         |
| <b>Receiving Yards:</b>  | 134, vs. Chicago (10/20/13)          |
| <b>Long (Receiving):</b> | 38, vs. Chicago (10/20/13)           |
| <b>Receiving TD:</b>     | 2, six times, last at DAL (11/24/16) |
| <b>Rushing Yards:</b>    | 18, vs. San Diego (11/3/13)          |



**75**

# BRANDON SCHERFF

**G****6-5 // 323****2nd NFL Season // Iowa****DOB: Dec. 26, 1991 // Denison (Iowa) H.S.**

## HONOR ROLL

Pro Bowl selection (2016 season)  
2015 PFWA All-Rookie Team

## MILESTONES

NFL debut: 9/13/15 (vs. MIA)

## TRANSACTIONS

Originally selected by the Washington Redskins in the first round (fifth overall) of the 2015 NFL Draft.

## PRO

Enters 2016 having previously started 16 regular season and one postseason game as a PFWA All-Rookie performer in 2015.

## YEAR-BY-YEAR

### 2016 (REDSKINS)

Started all 16 games at right guard, joining Chris Samuels (2000-01) and Jon Jansen (1999-2000) as the only Redskins offensive linemen to open their careers by starting 16 games in each of their first two NFL seasons. Earned first career Pro Bowl selection... Started at right guard vs. PIT (9/12) and helped the Redskins hold the Steelers without a sack on 43 team pass attempts... Started at right guard vs. DAL (9/18), helping the offense post 432 yards of offense... Started at right guard in a win at NYG (9/25), contributing to a 403-yard effort... Started at right guard in wins vs. CLE (10/2) and at BAL (10/9)... Started at right guard in a win vs. PHI (10/16), guiding the offense to 230 rushing yards, its highest total since 2012... Started at right guard in a 413-yard offensive performance at DET (10/23)... Started at right guard in a tie against CIN (10/30) in London, helping the offense record 546 yards of offense, the team's largest offensive output since a 559-yard effort vs. Atlanta on Nov. 10, 1991... Started at right guard in a win vs. MIN (11/13)... Started at right guard in a win vs. GB (11/20), helping the Redskins post 515 total yards, the team's most in a non-overtime game since Week 11 of the 1991 season... Started at right guard at DAL (11/24), holding the Cowboys without a sack and helping the offense to consecutive 500-yard performances for the first time in team history... Started at right guard at ARI (12/4)... Started at right guard in a win at PHI (12/11)... Started at right guard and helped Kirk Cousins throw for 315 yards vs. CAR (12/19)... Started at right guard and helped the Redskins to 200-plus yards both on the ground and in the air in a win at CHI (12/24)... Started at right guard in season finale vs. NYG (1/1).

### 2015 (REDSKINS)

Started all 16 regular season games and one postseason game played by the organization, earning PFWA All-Rookie honors. Missed only one offensive snap on the year, exiting the field momentarily after losing his shoe... Became only the third rookie offensive lineman to start 16 games for Washington (Jon Jansen in 1999 and Chris Samuels in 2000)... Started at right guard in NFL debut and helped the Redskins rush for 161 yards vs. MIA (9/13)... Helped the Redskins post 182 rushing yards in a start at right guard vs. STL (9/20)... Started at right guard at NYG (9/24)... Started

at right guard vs. PHI (10/4), helping the offense go 90 yards on its final drive for a come-from-behind victory... Started at right guard at ATL (10/11) and at NYJ (10/18)... Started at right guard in the largest comeback win (24 points) in team history vs. TB (10/25)... Started at right guard at NE (11/8)... Started at right guard vs. NO (11/15), blocking for the Redskins' first combined 300-yard passing game/200-yard rushing game since Super Bowl XXII... Started at right guard at CAR (11/22)... Started at right guard and helped Kirk Cousins throw for his fourth 300-yard game of the season in a win vs. NYG (11/29)... Started at right guard vs. DAL (12/7)... Started at right guard in a win at CHI (12/13)... Started at right guard for Cousins' team-record-setting sixth 300-yard passing game of the season in a win vs. BUF (12/20)... Started at right guard in a division-clinching win at PHI (12/26)... Started at right guard in regular season finale at DAL (1/3)... Started at right guard in NFC Wild Card Round vs. GB (1/10).

## COLLEGE

Played collegiately at Iowa from 2011-14, appearing in 43 games with 36 starts after a redshirt year in 2010... Returned for his senior season in 2014 and started all 13 games, receiving the Outland Trophy, which is awarded annually to the nation's most outstanding interior lineman. Earned unanimous consensus All-American honors and was named first-team All-Big Ten for the second consecutive season. Also won the Rimington-Pace Offensive Lineman of the Year award in the Big Ten Conference... Started in all 13 games in which he appeared as a junior in 2013, earning second-team All-American honors from the Football Writers Association of America and earned first-team All-Big Ten honors from league coaches, Sporting News, Phil Steele and others... As a sophomore in 2012, started in all seven games in which he appeared and played every offensive snap in six games... Started in three of the 10 games in which he appeared as a freshman in 2011... Redshirted in 2010.

## PERSONAL

Attended Denison (Iowa) H.S., where he was a five-sport athlete who competed in football, basketball, baseball, tennis and track and field... Played offensive and defensive lineman in his final two seasons after playing quarterback as a sophomore... Earned first team all-state honors on offense as a senior and was second team all-state on defense as a junior... Collected 31 solo tackles and 51 assists with 16 tackles for loss as a team captain as a senior. Recorded 200 receiving yards and five touchdown receptions at tight end as a junior a year after passing for 1,200 yards as a sophomore... Earned first team all-district, all-conference and all-state honors in baseball... Holds school shot put record and won state title in the event as a sophomore, while placing third as a freshman and second as a junior... Is an avid fisherman and hunter... Earned degree in Sports Studies and intends to be a coach following his playing career... Son of Cindy and Bob Scherff... Born Dec. 26, 1991.

## COMMUNITY

Active in the D.C. area as a rookie in 2015... Attended Youth For Tomorrow's Burgundy & Golf Banquet to support local teenage boys and girls experiencing traumatic circumstances with their families... Led elementary students through drills to promote physical fitness, healthy lifestyle habits and proper nutrition at the Fuel Up to Play 60 Mini-Combine... Participated in a Marine Corps Quantico tour to experience Marine life while stationed on base... Participated in the inaugural Redskins Charity Golf Classic to benefit children in the community... Attended the Rookie Community Club's Military Appreciation BBQ to honor active duty service members and their families, as well as Wounded Warriors... Assembled care packages for victims of domestic violence in collaboration with the Fear 2 Freedom and Rookie Community Club... Ate dinner with 31 women battling breast cancer at the All-Star Survivors Celebration.

## YEAR-BY-YEAR STATS

## GAMES/STARTS

| Year          | Team | G         | GS        |
|---------------|------|-----------|-----------|
| 2015          | Was  | 16        | 16        |
| 2016          | Was  | 16        | 16        |
| <b>Career</b> |      | <b>32</b> | <b>32</b> |

## POSTSEASON

| Year          | Team | G        | GS       |
|---------------|------|----------|----------|
| 2015          | Was  | 1        | 1        |
| <b>Career</b> |      | <b>1</b> | <b>1</b> |

**94**

# PRESTON SMITH

**LB****6-5 // 268****2nd NFL Season // Mississippi State****DOB: Nov. 17, 1992 // Stephenson H.S. (Stone Mountain, Ga.)**

## MILESTONES

NFL debut: 9/13/15 (vs. MIA)... First sack: 9/13/15 (vs. MIA, Ryan Tannehill)... First FF: 9/13/15 (vs. MIA, Ryan Tannehill)... First FR: 9/13/15 (vs. MIA, Ryan Tannehill)... First INT: 11/13/16 (vs. MIN, Sam Bradford)

## TRANSACTIONS

Originally selected by the Washington Redskins in the second round (38th overall) of the 2015 NFL Draft.

## PRO

Enters 2016 having appeared in all 16 regular season games and one postseason game for the Redskins in 2015, compiling 30 regular season tackles (20 solo), 8.0 sacks, four passes defended, three forced fumbles and a fumble recovery as a rookie... Scored the first points of his career in the 2015 postseason, sacking Aaron Rodgers for a safety in the NFC Wild Card Round.

## YEAR-BY-YEAR

### 2016 (REDSKINS)

Started all 16 games, compiling 38 tackles (22 solo), 4.5 sacks, three passes defended and an interception... Recorded three assisted tackles vs. PIT (9/12)... Made an assisted tackle vs. DAL (9/18)... Contributed five tackles (four solo) and a pass defended in a win at NYG (9/25)... Recorded four tackles (three solo, two for loss) in a win vs. CLE (10/2)... Made one solo tackle in a win at BAL (10/9)... Posted two tackles (one solo) including a half-sack in a win vs. PHI (10/16)... Recorded two solo tackles including a sack at DET (10/23)... Tallied three solo tackles in a tie against CIN (10/30) in London... Tallied four tackles (two solo), two sacks and the first interception of his career in a win vs. MIN (11/13). Became only the fourth member of the Redskins to record two sacks and an interception in a single game since 1982, joining Marcus Washington (Dec. 18, 2005), Shawn Springs (Dec. 26, 2004) and Monte Coleman (Dec. 19, 1993)... Made two tackles (one solo) in a win vs. GB (11/20)... Contributed on defense and special teams at DAL (11/24)... Added two solo tackles at ARI (12/4)... Recorded a tackle in a win at PHI (12/11)... Contributed three tackles (one solo) and a pass defended vs. CAR (12/19)... Posted a five-yard sack and blocked a field goal in a win at CHI (12/24). The block was the first of Smith's career and the Redskins' first since Nov. 4, 2012 (DeAngelo Hall vs. Carolina)... Made four tackles (one solo) vs. NYG (1/1).

### 2015 (REDSKINS)

Played in all 16 regular season games and one postseason game for the Redskins, earning a number of plaudits for his play in his rookie season including inclusion on Gil Brandt's NFL.com All-Rookie squad. Posted 30 tackles (20 solo), 8.0 sacks, four passes defended, three forced fumbles and a fumble recovery in the regular season... Led all NFL rookies in sacks, becoming the first member of the Redskins to do so since Brian Drakpo in 2009... Made NFL debut vs. MIA (9/13), recording his first career sack, forced fumble and fumble recovery on a single play when he jarred the ball loose from Dolphins quarterback Ryan Tannehill and recovered the ball 25 yards downfield. Also forced a fumble on special teams... Registered a pass defended in a win vs.

STL (9/20)... Played on defense and special teams at NYG (9/24)... Recorded three solo tackles including a sack vs. PHI (10/4)... Made two solo tackles at ATL (10/11)... Added an assisted tackle at NYJ (10/18)... Recorded four tackles (two solo) in the largest comeback win (24 points) in team history vs. TB (10/25)... Registered a solo tackle at NE (11/8)... Added an assisted tackle in a win vs. NO (11/15)... Made three tackles (two solo) including a sack at CAR (11/22)... Recorded three tackles (one solo) and a pass defended in a win vs. NYG (11/29)... Posted a solo tackle vs. DAL (12/7)... Made a solo tackle in a win at CHI (12/13)... Recorded four tackles (two solo) including a five-yard sack in a win vs. BUF (12/20)... Posted four tackles (three solo), three sacks and a forced fumble in a division-clinching win at PHI (12/26), the first multi-sack game of his career. His three sacks were the most in a game by a Redskins rookie since Dec. 13, 2013 (Brian Drakpo, four at Oakland)... Recorded a sack at DAL (1/3) to push his season sack total to 8.0, the second-most by a Redskins rookie since sacks became an official statistic in 1982 (11.0, Drakpo in 2009). Became the first member of the Redskins to lead all NFL rookies in sacks in a season since Drakpo in 2009. Posted a sack in three consecutive games for the first time in his career... In NFC Wild Card Round vs. GB (1/10), tallied three tackles (two solo) including a five-yard sack of Aaron Rodgers for a safety. The safety was the Redskins' first in the postseason since recording a team safety in the NFC Divisional Round vs. the Chicago Bears on Dec. 30, 1984.

## COLLEGE

Played collegiately at Mississippi State from 2011-14, playing in 47 games with 24 starts... Recorded 134 career tackles (27 for loss), 16 sacks, five forced fumbles and two interceptions... As a senior in 2014, started all 13 games and became the first player in SEC history to be named SEC Defensive Lineman of the Week for three consecutive weeks. Recorded nine sacks and posted at least one tackle for loss in 12 of the team's 13 games en route to first-team All-SEC honors as selected by the league's coaches... Started 11 of the 12 games in which he played as a junior in 2013, compiling 44 tackles (29 solo, 6.5 for loss) with 2.5 sacks. Named Most Outstanding Defensive Player of the Liberty Bowl... As a sophomore in 2012, played in all 13 games and led team with 4.5 sacks... Played in the final eight games of the season as a freshman in 2011.

## PERSONAL

Attended Stephenson H.S. in Stone Mountain, Ga., where he was credited with 68 total tackles including nine sacks as a senior for the 9-2 Jaguars... As a junior, played on an 11-1 squad that won the Region 2 crown... Rated a three-star prospect by Rivals.com... Played for Stephenson team that had 29 of 32 senior players sign a college scholarship... Participated in the 2015 Senior Bowl... Majored in interdisciplinary studies... Born Nov. 17, 1992.

## COMMUNITY

Active in the D.C. area as a rookie in 2015... Attended Youth For Tomorrow's Burgundy & Golf Banquet to support local teenage boys and girls experiencing traumatic circumstances with their families... Led elementary students through drills to promote physical fitness, healthy lifestyle habits and proper nutrition at the Fuel Up to Play 60 Mini-Combine... Participated in a Marine Corps Quantico tour to experience Marine life while stationed on base... Participated in the inaugural Redskins Charity Golf Classic to benefit children in the community... Attended the Rookie Community Club's Military Appreciation BBQ to honor active duty service members and their families, as well as Wounded Warriors... Assembled care packages for victims of domestic violence in collaboration with the Fear 2 Freedom and Rookie Community Club.

## YEAR-BY-YEAR STATS

### DEFENSE

| Year          | Team | G         | GS        | Tack      | Solo      | Sack        | INT      | PD       |
|---------------|------|-----------|-----------|-----------|-----------|-------------|----------|----------|
| 2015          | Was  | 16        | 1         | 30        | 20        | 8           | 0        | 4        |
| 2016          | Was  | 16        | 16        | 38        | 22        | 4.5         | 1        | 3        |
| <b>Career</b> |      | <b>32</b> | <b>17</b> | <b>68</b> | <b>42</b> | <b>12.5</b> | <b>1</b> | <b>7</b> |

\*Tackle stats according to STATS, LLC

### ADDITIONAL

**FF-FR:** 3-1 in 2015  
**Safeties:** 1 (2015 Postseason)  
**FG Block:** 1 in 2016


### POSTSEASON

| Year          | Team | G        | GS       | Tack     | Solo     | Sack     | INT      | PD       |
|---------------|------|----------|----------|----------|----------|----------|----------|----------|
| 2015          | Was  | 1        | 0        | 3        | 2        | 1        | 0        | 0        |
| <b>Career</b> |      | <b>1</b> | <b>0</b> | <b>3</b> | <b>2</b> | <b>1</b> | <b>0</b> | <b>0</b> |

## CAREER HIGHS

### SINGLE-GAME

**Total Tackles:** 5, at NY Giants (9/25/16)  
**Solo Tackles:** 4, at NY Giants (9/25/16)  
**Sacks:** 3, at Philadelphia (12/26/15)  
**Forced Fumbles:** 2, vs. Miami (9/13/15)  
**Fumble Recoveries:** 1, vs. Miami (9/13/15)  
**Safeties:** 1, vs. Green Bay (1/10/16)

**50**

# MARTRELL SPAIGHT

**LB****6-0 // 238****2nd NFL Season // Arkansas****DOB: Aug. 5, 1993 // North Little Rock (Ark.) H.S.**

## MILESTONES

NFL debut: 9/13/15 (vs. MIA)... First INT: 11/20/16 (vs. GB, Brett Hundley)

## TRANSACTIONS

Originally selected by the Washington Redskins in the fifth round (141st overall) of the 2015 NFL Draft.

## YEAR-BY-YEAR

### 2016 (REDSKINS)

Played in 14 games with one start, posting 18 tackles (13 solo), an interception and a pass defended in limited defensive snaps on top of his extensive roles on special teams... Contributed on special teams vs. PIT (9/12)... Inactive as the result of concussion symptoms vs. DAL (9/18) and at NYG (9/25)... Played on defense and special teams in a win vs. CLE (10/2)... Contributed on special teams in a win at BAL (10/9)... Played on defense and special teams in a win vs. PHI (10/16)... Contributed on special teams at DET (10/23) and in a tie against CIN (10/30) in London... Played on special teams in a win vs. MIN (11/13)... Recorded his first career interception and added an assisted tackle in a win vs. GB (11/20)... Contributed on special teams at DAL (11/24) and at ARI (12/4)... Made a solo tackle in a win at PHI (12/11)... Made first career start and tied for the team lead with 13 tackles (nine solo) vs. CAR (12/19)... Recorded three solo tackles in a win at CHI (12/24)... Played on defense and special teams vs. NYG (1/1).

### 2015 (REDSKINS)

Made NFL debut vs. MIA (9/13)... Inactive vs. STL (9/20)... Placed on Reserve/Injured list on Sept. 22.

## COLLEGE

Played collegiately at Arkansas from 2013-14 after spending two seasons at Coffeyville (Kan.) Community College from 2011-12... Played in 21 career games at Arkansas with 15 starts... As a senior in 2014, started all 13 games and recorded an SEC-leading 128 tackles en route to becoming a consensus first-team All-SEC selection. Also recorded 10.5 tackles for loss, two forced fumbles, one fumble recovery and an interception he returned for 30 yards... Played in nine games for the Razorbacks in 2013, starting twice. Recorded 22 tackles with a sack... Was a two-time junior college All-American at Coffeyville, being named a first-team NJCAA All-American and the Jayhawk Community College Conference's Defensive Player of the Year as a sophomore in 2012... Recorded 130 tackles as a sophomore and 101 tackles as a freshman.

## PERSONAL

Attended North Little Rock (Ark.) H.S., where he was a 7A Central all-state selection as a senior... Participated in the 2015 Senior Bowl... Son of Mark and Tela Spaight... Last name pronounced "SPAYT"... Born Aug. 5, 1993.

## COMMUNITY

Active in the community as a rookie in 2015... Led elementary students through drills to promote physical fitness, healthy lifestyle habits and proper nutrition at the Fuel Up to Play 60 Mini-Combine... Participated in the Yellow Ribbons United Playfield in the Park event to support children and teens who have lost or are missing a family member in the military... Participated in a Marine Corps Quantico tour to experience Marine life while stationed on base... Participated in the inaugural Redskins Charity Golf Classic to benefit children in the community. Attended the Rookie Community Club's Military Appreciation BBQ to honor active duty service members and their families, as well as Wounded Warriors... Assembled care packages for victims of domestic violence in collaboration with the Fear 2 Freedom and Rookie Community Club... Waited tables to raise money for Ryan Kerrigan's Blitz for the Better Foundation.

## YEAR-BY-YEAR STATS

### DEFENSE

| Year          | Team | G         | GS       | Tack      | Solo      | Sack     | INT      | PD       |
|---------------|------|-----------|----------|-----------|-----------|----------|----------|----------|
| 2015          | Was  | 1         | 0        | 0         | 0         | 0        | 0        | 0        |
| 2016          | Was  | 14        | 1        | 18        | 13        | 0        | 1        | 1        |
| <b>Career</b> |      | <b>15</b> | <b>1</b> | <b>18</b> | <b>13</b> | <b>0</b> | <b>1</b> | <b>1</b> |

\*Tackle stats according to STATS, LLC

**2**

# NATE SUDFELD

**QB****6-6 // 235****Rookie // Indiana****DOB: Oct. 7, 1993 // Modesto (Calif.) Christian High School**

## TRANSACTIONS

Originally selected by the Washington Redskins in the sixth round (187th overall) of the 2016 NFL Draft.

## YEAR-BY-YEAR

### 2016 (REDSKINS)

Inactive in all 16 games.

## COLLEGE

Played collegiately at Indiana from 2012-15, appearing in 37 games with 26 starts.... Exited Indiana ranked first in passing touchdowns (61), passing yards (7,879), 350-yard games (6), 300-yard games (11), four-touchdown games (5) and three-touchdown games (10), tied for first in 400-yard games (1), second in completion percentage (60.3) and completions (593), third in total offense (8,011) and fourth in attempts (983) on the school's career lists... Was a third-team All-Big Ten selection as a senior in addition to being a finalist for the Wuerffel Trophy and Senior CLASS Award, both of which recognize student-athletes for their commitment to their communities... Led the Big Ten in passing yards per game (297.8), passing yards (3,573), touchdowns (27) and passing efficiency (151.0) and TD-INT ratio as a senior. Led the Hoosiers to the Pinstripe Bowl, the program's first bowl berth in seven years and only its second in a 22-year span... Passed for 1,151 yards on 101-of-167 (60.5 percent) with six touchdowns, three interceptions and a 126.6 pass efficiency rating in six starts as a junior in 2014... Completed 194-of-322 (60.2 percent) for 2,523 yards with 21 touchdowns in 12 games with eight starts as a sophomore in 2013... Threw for 632 yards, completed 51-of-82 (62.2 percent) and tossed seven touchdowns with just one interception in seven games as a freshman in 2011, becoming only the third true freshman to play quarterback in school history.

## PERSONAL

Attended Modesto (Calif.) Christian High School, where he was named the team's most valuable player and also earned Trans Valley League Offensive MVP, second team all-state and first team all-district honors as a senior... Threw for 2,332 yards with 31 total touchdowns (two rushing) and six interceptions. Set school single-season records in passing yards, passing touchdowns and passing yards per game (233.2)... Rated the No. 14 quarterback nationally and the No. 23 prospect in California by ESPN... Was a two-year football letterwinner also played basketball... Was a liberal studies major at Indiana... Gave keynote speech at 2015 BIG Kickoff Luncheon and said he studied Kirk Cousins' 2011 keynote speech "probably 100 times" during his preparation... Has completed multiple mission trips in Uganda with Assist International, an aid organization started by his maternal grandfather, Bob Pagett... Son of Ralph and Michelle Sudfeld. His brothers, twins Matthew and Zach, played college football, as Matthew was a wide receiver at Brown (2007-11) and Zach was a tight end at Nevada (2007-12) and is currently a tight end with the New York Jets... Full name: Nathan Michael Sudfeld... Born Oct. 7, 1993.

**56**

# JOHN SULLIVAN

**C****6-4 // 310**  
**9th NFL Season // Notre Dame****DOB: Aug. 8, 1985 // Greenwich (Conn.) H.S.**

## HONOR ROLL

2013 Vikings Walter Payton Man of the Year  
 PFWA First-Team All-Pro (2012)

## MILESTONES

NFL debut: 9/8/08 (at GB)... First NFL start: 9/13/09 (at CLE)... Redskins debut: 10/2/16 (vs. CLE)

## TRANSACTIONS

Originally selected by the Minnesota Vikings in the sixth round (187th overall) of the 2008 NFL Draft... Signed contract extension with the Vikings on December 17, 2011... Signed contract extension with the Vikings on April 7, 2015... Released by the Vikings on August 30, 2016... Signed with the Washington Redskins on September 27, 2016.

## YEAR-BY-YEAR

### 2016 (VIKINGS/REDSKINS)

Appeared in 13 games with one start for Washington... Spent the offseason with the Vikings but was released on Aug. 30... Signed with the Redskins in Week 4 and made his Redskins debut on special teams in a win vs. CLE (10/2)... Played on special teams in a win at BAL (10/9) and vs. PHI (10/16)... Contributed on special teams at DET (10/23) and in a tie against CIN (10/30) in London... Played on special teams in a win against his former team vs. MIN (11/13) and in a win vs. GB (11/20)... Contributed on special teams at DAL (11/24)... Saw extensive action at center following Spencer Long's injury at ARI (12/4)... Started at center in a win at PHI (12/11)... Contributed on special teams vs. CAR (12/19)... Played on offense and special teams in a win at CHI (12/24)... Contributed on special teams vs. NYG (1/1).

### 2015 (VIKINGS)

Missed entire season with back injury suffered in preseason... Placed on Reserve/Injured list on Sept. 14.

### 2014 (VIKINGS)

Started all 16 games for the third consecutive season, joining Matt Kalil as the only Vikings to start all 16 games each season from 2012-14... Anchored offensive line that allowed RB Matt Asiata to score a career-high nine rushing touchdowns, tied for third-most in the NFL... Aided WR Cordarrelle Patterson in Week 1 at STL (9/7) where he rushed for 102 yards, the most rushing yards by a WR in team history... Protected rookie QB Teddy Bridgewater in his first NFL start vs. ATL (9/28)... Helped rookie Jerick McKinnon to career-day vs. ATL (9/28) with 135 rushing yards on 18 carries... Helped Vikings have three different leading rushers in their first four games (Patterson, Asiata, McKinnon).

### 2013 (VIKINGS)

Helped Adrian Peterson rush for 1,266 yards and 10 touchdowns, his sixth career 1,000-yard campaign... Snapped to three different starting quarterbacks during season... Helped backup Matt Asiata tie Vikings record with three rushing touchdowns in a game vs. PHI (12/15) when Peterson and Toby Gerhart were inactive for the game with injuries... Blocked for 100-yard game by Peterson at CHI (9/15)... Helped Vikings rush for 232 yards at GB (11/24), paving way for Peterson to post 146.

### 2012 (VIKINGS)

Earned postseason honors from Pro Football Weekly as an All-Pro choice... Garnered votes in Associated Press All-Pro balloting... Opened all 16 games and Wild Card playoff matchup... Helped Peterson run for 2,097 yards, the second-best total in NFL history en route to Peterson earning NFL MVP honors and Offensive Player of the Year... Part of offensive line that earned the Madden Most Valuable Protector Award for three games during the season- vs. DET (11/11), vs. CHI (12/9) and vs. GB (12/30)... Helped Peterson tie his own team record with 10 games with 100+ rushing yards and set team record with two games of 200+... Peterson was named NFC Offensive Player of the Week vs. ARI (10/21), vs. CHI (12/9) and NFC Offensive Player of the Month for December when he set an NFL record for most rushing yards in a month... Helped team rush for 2,634 yards on the season to tie franchise record.

### 2011 (VIKINGS)

Started the 15 games in which he played... Helped Adrian Peterson break the 100-yard mark twice during the season, Toby Gerhart record his first career 100-yard rushing game and QB Joe Webb rush for 100+ yards... Paved way for Vikings rushing offense to rank No. 4 in the NFL, averaging 144.9 yards per game... Helped Peterson break Vikings' career rushing touchdowns record.

### 2010 (VIKINGS)

Battled back from injuries to start 14 games... Snapped to three different starting quarterbacks during the season - Brett Favre, Tarvaris Jackson and Joe Webb... Missed game at NYJ (10/11) and vs. DAL (10/17)... Fought through calf injury during preseason and early season, but rebounded to start final 12 games of season... Helped Peterson rush for 1,298 yards.

### 2009 (VIKINGS)

Started every game during the regular season and playoffs... Helped Vikings offense rank fifth in the NFL and rank eighth in passing offense, a 17-position jump from the previous season... Paved the way for Adrian Peterson to rush for 1,383 yards and set a Vikings record with 18 rushing touchdowns... Protected Brett Favre, who joined the team following training camp, to post his best statistical season.

### 2008 (VIKINGS)

Played in all 16 regular season games and the Wild Card Playoff contest vs. PHI (1/4/09)... Saw time on special teams as part of kickoff return unit.

## COLLEGE

Played collegiately at Notre Dame, appearing in 47 games with 43 starts for the Irish... Starter in BCS bowl games as a sophomore and junior, opening the Sugar Bowl vs. LSU as a junior and Fiesta Bowl vs. Ohio State as a sophomore... Helped Irish to 10-3 mark in 2006 and 9-3 record in 2005... Served as one of five Irish captains as a senior... Started all 12 games as a sophomore.

**PERSONAL**

Attended Greenwich (Conn.) H.S., where he earned Gatorade's Connecticut Player of the Year honors as a senior... Named All-American by SuperPrep and Parade while earning second-team notice by USA Today and ESPN.com... Selected to U.S. Army All-America Bowl... Helped team to 12-1-1 mark as a senior and a berth in the state title game... Excelled in wrestling, winning heavyweight state titles as a sophomore, junior and senior and placed seventh in national meet. Posted 138-6 record in wrestling, winning three state titles... Named 2013 Vikings Man of the Year for his community works... Donated generously for a new playground in spring 2013 and was consistently active in the Twin Cities community with visits to the University of Minnesota Masonic Children's Hospital during his time as a Viking. His Sully's Playground at the hospital had ribbon-cutting in June 2013... Graduated with degree in marketing in spring 2007 and played his senior season at Notre Dame in graduate studies... Born Aug. 8, 1985.

**YEAR-BY-YEAR STATS****GAMES/STARTS**

| Year          | Team | G          | GS        |
|---------------|------|------------|-----------|
| 2008          | Min  | 16         | 0         |
| 2009          | Min  | 16         | 16        |
| 2010          | Min  | 14         | 14        |
| 2011          | Min  | 15         | 15        |
| 2012          | Min  | 16         | 16        |
| 2013          | Min  | 16         | 16        |
| 2014          | Min  | 16         | 16        |
| 2016          | Was  | 13         | 1         |
| <b>Career</b> |      | <b>122</b> | <b>94</b> |

**POSTSEASON**

| Year          | Team | G        | GS       |
|---------------|------|----------|----------|
| 2008          | Min  | 1        | 0        |
| 2009          | Min  | 2        | 2        |
| 2012          | Min  | 1        | 1        |
| <b>Career</b> |      | <b>4</b> | <b>3</b> |



**57**

# NICK SUNDBERG

**LS****6-0 // 245****7th NFL Season // California****DOB: July 29, 1987 // North Canyon H.S. (Phoenix, Ariz.)**

## MILESTONES

NFL debut: 9/12/10 (vs. DAL)

## TRANSACTIONS

Originally entered the NFL with the Carolina Panthers as a college free agent on May 1, 2009... Waived by the Panthers on August 7, 2009... Signed to the Baltimore Ravens' practice squad on December 23, 2009... Signed with the Washington Redskins as a free agent on January 28, 2010... Re-signed with the Redskins as a restricted free agent on March 11, 2013.

## PRO

Enters 2016 having appeared in 77 career regular season games, all with Washington... Became a cult hero in 2012 after snapping an entire half with a broken arm during the team's season-opening win at NO... Had an 8-0 record in regular season games in which he played in 2012.

## YEAR-BY-YEAR

### 2016 (REDSKINS)

Played in 14 games... Snapped for Dustin Hopkins' 3-for-3 games on field goal attempts both vs. PIT (9/12) and vs. DAL (9/18)... Snapped for Hopkins' team-record-tying five field goals in a win at NYG (9/25). Was integral to Hopkins' selection as NFC Special Teams Player of the Month for October... Snapped in wins vs. CLE (10/2), at BAL (10/9) and vs. PHI (10/16)... Snapped at DET (10/23) and in a tie against CIN (10/30) in London... Snapped for Hopkins' 4-for-4 effort on field goals in a win vs. MIN (11/13)... Inactive with a back injury vs. GB (11/20) and at DAL (11/24)... Returned to action for Hopkins' 3-for-3 day at ARI (12/4)... Snapped in a win at PHI (12/11)... Snapped for Hopkins' 3-for-3 effort on field goals vs. CAR (12/19)... Snapped as Hopkins tied Mark Moseley's team record for field goals in a season at CHI (12/24) and a week later for the record-breaking kick vs. NYG (1/1).

### 2015 (REDSKINS)

Played in all 16 regular season games and one postseason contest... Snapped in season opener vs. MIA (9/13)... Snapped for Dustin Hopkins' NFL debut vs. STL (9/20)... Snapped at NYG (9/24)... Snapped for Hopkins' career-high three field goals vs. PHI (10/4)... Snapped for Hopkins' then-career-long 52-yard game-tying field goal with no time remaining in regulation at ATL (10/11)... Snapped for Hopkins' second consecutive game with a field goal of 50+ yards at NYJ (10/18)... Snapped in the largest comeback win (24 points) in team history vs. TB (10/25)... Snapped at NE (11/8)... Snapped for Hopkins' career-high four field goals in a win vs. NO (11/15)... Snapped at CAR (11/22)... Snapped in a win vs. NYG (11/29)... Snapped for Hopkins' three field goals vs. DAL (12/7)... Snapped in a win at CHI (12/13), including Hopkins' eventual 47-yard game-winner early in the fourth quarter... Played in his 75th career game while snapping for Hopkins' five PATs in a win vs. BUF (12/20)... Snapped in a division-clinching win at PHI (12/26)... Snapped in regular season finale at DAL (1/3)... Snapped in the NFC Wild Card Round vs. GB (1/10).

### 2014 (REDSKINS)

Played in all 16 games... Handled long-snapping duties

at HOU (9/7) and vs. JAX (9/14)... Snapped for kicks and punts at PHI (9/21) and helped kicker Kai Forbath push his career-long streak to 18 consecutive field goal attempts... Handled long snapping duties vs. NYG (9/25)... Snapped vs. SEA (10/6), including for punter Tress Way's eight punts for 399 yards... Handled long snapping duties at ARI (10/12)... Snapped for Kai Forbath's career-high four field goals including a game-winning 22-yarder at the end of regulation vs. TEN (10/19)... Snapped for Kai Forbath's two field goals including a 40-yard game-winner in an overtime win at DAL (10/27)... Handled long snapping duties at MIN (11/2) and vs. TB (11/16)... Snapped for eight Tress Way punts and three successful kicks (two field goals, one PAT) for Kai Forbath at SF (11/23)... Snapped for six Tress Way punts and five successful Kai Forbath kicks (two field goals, three PATs) at IND (11/30)... Snapped vs. STL (12/7) and at NYG (12/14)... Snapped vs. PHI (12/20), including on the 26-yard game-winning field goal by Kai Forbath with five seconds remaining... Snapped vs. DAL (12/28).

### 2013 (REDSKINS)

Played in five games before suffering a season-ending injury... Snapped for all kicks and punts vs. PHI (9/9)... Snapped for all kicks and punts at GB (9/15), including the first point of kicker John Potter's career on a third-quarter PAT... Snapped for all kicks and punts, including Potter's first career made field goal vs. DET (9/22)... Snapped for all kicks and punts at OAK (9/29)... Snapped at DAL (10/13) before leaving the game with a knee injury... Placed on the Reserve/Injured list on Oct. 15.

### 2012 (REDSKINS)

Appeared in eight regular season games, with the Redskins finishing the regular season 8-0 in games in which he served as long snapper... Was the long snapper during the Redskins' 40-32 win at NO (9/9), snapping for all 16 points scored by kicker Billy Cundiff (4/4 FG, 4/4 PAT) despite playing with a broken arm for the entire second half... Placed on Reserve/Injured list following the game but was designated for return... Returned to action in Week 11 in a win vs. PHI (11/18)... Snapped in a Thanksgiving Day win at DAL (11/22), including snapping on Kai Forbath's fourth-quarter field goal that pushed Forbath to 10-for-10 in his career... Snapped in a win vs. NYG (12/3) on Monday Night Football... Snapped in a win vs. BAL (12/9)... Snapped in a win at CLE (12/16)... Snapped in a win at PHI (12/23), including for the 17th consecutive made field goal to open kick Kai Forbath's career, setting an NFL record... Snapped in a division-clinching win vs. DAL (12/30)... Made his postseason debut in the NFC Wild Card Round vs. SEA (1/6).

### 2011 (REDSKINS)

Appeared in all 16 games at long snapper... Snapped for kicker Graham Gano's 4-for-4 performance on PATs vs. NYG (9/11)... Snapped for Gano's 3-for-4 field goal attempts and 1-for-1 PATs vs. ARI (9/18)... Snapped for Gano's 3-for-4 field goal attempts and 1-for-1 PATs at DAL (9/26)... Snapped for Gano's 1-for-1 on field goal attempts and 2-for-2 PATs at STL (10/2)... Snapped for Gano's 2-for-2 on field goal attempts and 1-for-1 PATs vs. PHI (10/16)... Snapped for Gano's 2-for-2 on field goal attempts and 2-for-2 PATs at CAR (10/23)... Snapped for Gano's 0-for-1 field goal attempts at BUF (10/30)... Snapped for Gano's 1-for-1 field goal attempts vs. SF (11/6)... Snapped for Gano's 3-for-5 field goal attempts at MIA (11/13)... Snapped for Gano's 1-for-2 field goal attempts at SEA (11/27)... Snapped for Gano's 4-for-4 field

# 57 | NICK SUNDBERG

goal attempts vs. NYJ [12/4]... Snapped for Gano's 2-for-2 field goal attempts vs. NE [12/11]... Snapped for Gano's 3-for-3 field goal attempts at NYG [12/18]... Snapped for Gano's 4-for-4 field goal attempts vs. MIN [12/24]... Snapped for Gano's 1-for-2 field goal attempts at PHI [1/1/12]... Also spent the season snapping for punter Sav Rocca, who had the third-best net punting season in team history (39.0 net yards per punt).

## 2010 (REDSKINS)

Appeared in all 16 regular season games... Made his NFL debut vs. DAL [9/12] while handling all long snapping duties. ... Handled all long snapping duties vs. HOU [9/19], at STL [9/26] and at PHI [10/3]. ... Handled long snapping duties vs. GB [10/10]. Snapped for kicker Graham Gano's game-tying and game-winning field goals. ... Handled all long snapping duties vs. IND [10/17], at CHI [10/24], at DET [10/31], vs. PHI [11/15], at TEN [11/21], vs. MIN [11/28], at NYG [12/5], vs. TB [12/12], at DAL [12/19] and at JAX [12/26]... Handled long snapping duties vs. NYG [1/2] and had one special teams tackle.

## 2009 (RAVENS)

Spent the final two weeks of the regular season and two playoff games as a member of the Baltimore Ravens' practice squad.

## COLLEGE

Played in 52 consecutive games as the long snapper at California... Started at long snapper all four years at California.

## PERSONAL

Attended North Canyon H.S. in Phoenix, serving as a team captain and earning all-region honorable mention his senior season. Also participated in track and wrestling... Majored in legal studies at California.

## COMMUNITY

Has been active with the Washington Redskins Charitable Foundation throughout his tenure with the Redskins... In 2015, delivered a charity prize pack to a Hamilton Elementary School student who used football to overcome early learning disabilities, attended IIB's Pink Tie Gala to support breast cancer survivors, attended the 136th annual Easter Egg Roll on the White House South Lawn, played video games online with active serving military members stationed overseas as a part of the Salute: Pros vs GI Joes, led students through exercise stations and Redskins Play 60 activities to promote a healthy lifestyle at the Recess with the Redskins Powered by United Way event, attended the Draft Day Party and Redskins Golf Classic, treated Steuart Weller Elementary to a Play 60 celebration, assembled care packages for victims of domestic violence in collaboration with the Fear 2 Freedom and Rookie Community Club, interacted with children during training camp at Redskins All-Star Experience, participated in the WOW Wives Fashion Show, met with 31 women battling breast cancer at the All-Star Survivors Celebration, played in a flag football tournament with 120 middle school students, hosted seven TAPS families for a military appreciation event at Top Golf in Ashburn, Va., attended Capitol File's 10th Anniversary Celebration at the House of Sweden and welcomed 1,100 children into the Redskins locker room at FedExField to meet Santa and take home toys for Christmas at Skins Santa Shoppe... In 2014, led elementary students through drills to promote physical fitness, healthy lifestyle habits and proper nutrition at the Fuel Up to Play 60 Mini-Combine, greeted fans at the team's annual Draft Day Party, assisted teammate Tyler Po-

lumbus at Tyler's Kids Outreach Extreme Recess for children with physical and developmental disabilities, raised money for afterschool exercise and wellness programs with actor Matthew McConaughey and teammate Alfred Morris at the Movies with Morris event, welcomed Richmond children to training camp at the Bon Secours training camp facility in Richmond, encouraged students at Dumfries Elementary to exercise for 60 minutes and read for 20 minutes every day, helped provide school supplies and clothes to hundreds of kids in Richmond for the Back to School Shopping Spree presented by Macy's, brought joy to 31 women battling breast cancer at the team's annual All-Star Survivors Celebration, helped raise funds for breast cancer research and services for the American Cancer Society at the SACK Cancer Gala, coached women through football drills at Redskins Park on WOW Ladies Night Out and played video games online with active serving military members stationed overseas during a Redskins Salute: Pros vs. GI Joes event... In 2013, helped with the Recess at Guilford Elementary School event, attended the annual Harvest Feast event and volunteered at the Adopt a Child Shopping Spree... In 2012, volunteered at the annual Redskins All-Star Survivors Celebration, an event that provides an afternoon of pampering for area women battling breast cancer... In 2011, worked with the Washington Redskins Charitable Foundation and the U.S. Marine Corps to provide 1,100 youth in need with a toy during the holiday season at the annual Skins Santa Shoppe... Helped distribute 3,500 whole turkeys and Thanksgiving food baskets at FedExField to Prince George's County residents in need at the team's annual Harvest Feast... Participated in Pros vs. GI Joes video game competition between Redskins players and troops stationed in Kandahar, Afghanistan... Was active with the Washington Redskins Charitable Foundation in 2010, participating in the PLAY 60 Challenge Mini-Combine, Hometown Huddle, Rehabbing with the Troops, Harvest Feast, Renaldo Wynn's Adopt a Child for the Holidays and Skins Santa Shoppe.

## YEAR-BY-YEAR STATS

### GAMES/STARTS

| Year   | Team | G  | GS |
|--------|------|----|----|
| 2010   | Was  | 16 | 0  |
| 2011   | Was  | 16 | 0  |
| 2012   | Was  | 8  | 0  |
| 2013   | Was  | 5  | 0  |
| 2014   | Was  | 16 | 0  |
| 2015   | Was  | 16 | 0  |
| 2016   | Was  | 14 | 0  |
| Career |      | 91 | 0  |

### POSTSEASON

| Year   | Team | G | GS |
|--------|------|---|----|
| 2012   | Was  | 1 | 0  |
| 2015   | Was  | 1 | 0  |
| Career |      | 2 | 0  |

**25**

# CHRIS THOMPSON

**RB****5-8 // 195****3rd NFL Season // Florida State****DOB: Oct. 20, 1990 // Madison County H.S. (Madison, Fla.)**

## MILESTONES

NFL debut: 9/9/13 (vs. PHI)... First PR: 9/9/13 (vs. PHI, 5 yards)... First KR: 9/9/13 (vs. PHI, 14 yards)... First receiving TD: 12/14/14 (at NYG, 9 yards from Robert Griffin III)

## TRANSACTIONS

Originally selected by the Washington Redskins in the fifth round (154th overall) of the 2013 NFL Draft... Waived by the Redskins on August 30, 2014... Signed to the Redskins' practice squad on August 31, 2014... Signed to the Redskins' active roster on December 11, 2014... Re-signed with the Redskins on March 17, 2016.

## PRO

Third down back who enters 2016 having previously appeared in 19 career regular season games... In first three seasons (2013-15), rushed 38 times for 228 yards and caught 41 passes for 267 yards with three rushing touchdowns.

## YEAR-BY-YEAR

### 2016 (REDSKINS)

Played in all 16 games for the first time in his career, posting career highs in rushing attempts (68), rushing yards (356), rushing touchdowns (three), receptions (49) and receiving yards (349) while matching his career high with two receiving touchdowns. Became the first member of the Redskins to record at least 325 rushing yards and 325 receiving yards in a single season since Roy Helu Jr. in 2011, the 25th such campaign by a member of the Redskins all-time... Caught two passes for 16 yards and added four carries for 23 yards, including his first career rushing touchdown, vs. PIT (9/12)... Caught three passes for 57 yards and gained one yard on two carries vs. DAL (9/18)... Gained 23 yards on six carries and added a 25-yard kick return in a win at NYG (9/25)... Rushed three times for 24 yards, caught two passes for 16 yards and had a 26-yard kick return in a win vs. CLE (10/2), catching a go-ahead five-yard touchdown pass in the fourth quarter... Gained 12 yards on two carries and caught four passes for 33 yards in a win at BAL (10/9)... Gained 37 yards on nine carries and added 29 receiving yards on three catches in a win vs. PHI (10/16)... Led Redskins with 73 yards on 12 carries and added seven catches for 40 yards at DET (10/23)... Rushed seven times for 14 yards and caught five passes for 27 yards in a tie against CIN (10/30) in London... Gained 25 yards on four carries, caught three passes for 11 yards and added a 27-yard kickoff return in a win vs. MIN (11/13)... Rushed twice for 10 yards and made a nine-yard catch in a win vs. GB (11/20)... Gained 17 yards both rushing and receiving on four carries and five catches, respectively, at DAL (11/24)... Rushed twice for 24 yards and caught a 21-yard pass at ARI (12/4)... Rushed three times for 38 yards including a game-winning 25-yard touchdown run at PHI (12/11). Including a 22-yard touchdown run by Robert Kelley earlier in the game, the Redskins had multiple players score rushing touchdowns of 20 yards or longer in a single game for the first time since Week 7 of the 1991 season (Ricky Ervins, 65; Earnest Byner, 21)... Rushed twice for 10 yards and gained 26 yards on five receptions vs. CAR (12/19)... Recorded the first multi-touchdown game of his career in a win at CHI (12/24), rushing three times for 20 yards with a rushing

touchdown and catching one pass for a 17-yard touchdown reception. With both scores in the first quarter, he became the first member of the Redskins to score a rushing touchdown and a receiving touchdown in the same quarter since Kelvin Bryant in the second quarter at Dallas on Oct. 9, 1988... Led the Redskins with six receptions vs. NYG (1/1), gaining 37 yards. Also rushed three times for five yards.

### 2015 (REDSKINS)

Played in a career-high 13 games, rushing 35 times for 216 yards (6.2 avg.) and recording 35 receptions for 240 yards (6.9 avg.) with two receiving touchdowns, all career highs. Also played in one postseason contest... Recorded a career-long 36-yard kick return and added 11 rushing yards on three carries. vs. MIA (9/13)... Converted a crucial third down in the fourth of a win vs. STL (9/20), recording his only catch of the day for 10 yards... Caught team-high eight passes for 57 yards with a touchdown and rushed twice for 29 yards at NYG (9/24). Marked first time since Week 11 of 2014 that a running back led the team in receptions in a game (Roy Helu, Jr.). Became the first member of the Redskins to record a receiving touchdown in consecutive road games against the Giants since Santana Moss across the 2011-12 seasons... Recorded career high in rushing attempts (six) and a then-career-high in rushing yards (53) vs. PHI (10/4). Recorded a career-long 42-yard run on third-and-19 in the first quarter... Rushed three times for 15 yards and caught six passes for 33 yards at ATL (10/11)... Rushed five times for 12 yards and led the team in receptions with six for 26 yards at NYJ (10/18)... Inactive with a back injury vs. TB (10/25)... Caught two passes for 21 yards and recorded an 18-yard kickoff return at NE (11/8)... Rushed twice for a career-high 54 yards and caught one pass for 23 yards vs. NO (11/15)... Gained 10 yards on four carries and caught three passes for seven yards at CAR (11/22)... Rushed twice for seven yards, caught a nine-yard pass and returned a kickoff nine yards in a win vs. NYG (11/29)... Caught four passes for 18 yards and added a six-yard carry vs. DAL (12/7)... Inactive with a shoulder injury at CHI (12/13) and vs. BUF (12/20)... Recorded a 12-yard touchdown reception in a division-clinching win at PHI (12/26)... Rushed seven times for 19 yards in regular season finale at DAL (1/3)... Recorded eight receptions for 89 receiving yards in NFC Wild Card Round vs. GB (1/10). His eight receptions were the most by a running back in a postseason game in team history. Also gained 25 yards on his first career postseason carry.

### 2014 (REDSKINS)

Spent the first 14 weeks of the season on the team's practice squad before being promoted to the active roster on Dec. 11... Made season debut at NYG (12/14), recorded three rushes for 12 yards and three receptions for 22 yards and a touchdown. Scored a touchdown on the first reception of his career on a nine-yard pass from Griffin III, becoming the first member of the Redskins to score a touchdown on his first career reception since Darrel Young vs. Philadelphia on Nov. 15, 2010... Caught three passes for five yards vs. PHI (12/20)... Inactive vs. DAL (12/28).

### 2013 (REDSKINS)

Appeared in four games as a rookie as a kick and punt returner. Returned eight kickoffs for 160 yards (20.0 avg.) and seven punts for 36 yards (5.1 avg.)... Made his NFL debut vs. PHI (9/9), returning three kickoffs for 56 yards (18.7 avg.) and one punt for five yards... Returned three kicks for 59 yards (19.7 avg.) and two punts for nine yards (4.5

avg.) at GB (9/15)... Vs. DET (9/22), had two punt returns for 11 yards (5.5 avg.) and recorded two kickoff returns for 45 yards (22.5 avg.)... Had two punt returns for 11 yards at OAK (9/29)... Inactive at DAL (10/13), vs. CHI (10/20), at DEN (10/27), vs. SD (11/3) and at MIN (11/7)... Placed on the Reserve/Injured list on Nov. 12.

### COLLEGE

Appeared in 38 games with eight starts at Florida State, rushing 277 times for 1,735 yards with 14 rushing touchdowns as well as compiling 45 receptions for 430 yards with one receiving touchdown... As a senior in 2012, carried 91 times for 687 yards and five touchdowns in only eight games before suffering a season-ending knee injury. Before injury, was on pace to become FSU's first 1,000-yard back since Warrick Dunn in 1996... Was a co-winner of the ACC's Brian Piccolo Award as the Most Courageous player in 2012 after returning from two broken vertebrae in his back suffered at Wake Forest in early October of 2011... Earned All-ACC second team honors from the media and coaches... Turned in three 100-yard rushing performances in 2012, highlighted by his career-best 197 yards against Wake Forest, which included TD runs of 74 and 80 yards... Was given the Leadership Award on offense at the team's annual banquet... Played in the first five games and started twice in 2011... Was fourth on the team in carries (29) and yards (83)... In 2010, led the Seminoles in rushing with 845 yards on 134 carries, including six rushing touchdowns... Appeared in 14 games with six starts that season and was a home run threat, scoring on runs of 90, 83 and 70 yards. Named Chick-fil-A Bowl Offensive MVP after logging 147 yards on a career-high 25 carries against South Carolina.

### PERSONAL

Ranked as the nation's second best all-purpose player coming out of Madison County (Fla.) H.S... Was a four-star prospect who earned PrepStar and Under Armour All-American honors... Battled ankle injuries throughout his senior season... Rushed for 2,300 yards and 33 TDs in leading his team to the state championship... Ran for 203 yards and two TDs in the 2007 state championship game... Born on Oct. 20, 1990.

### YEAR-BY-YEAR STATS

#### RUSHING

| Year          | Team | GP        | GS       | Att        | Yds        | Avg        | Lg        | TD       |
|---------------|------|-----------|----------|------------|------------|------------|-----------|----------|
| 2013          | Was  | 4         | 0        | 0          | 0          | 0          | 0         | 0        |
| 2014          | Was  | 2         | 0        | 3          | 12         | 4          | 7         | 0        |
| 2015          | Was  | 13        | 0        | 35         | 216        | 6.2        | 42        | 0        |
| 2016          | Was  | 16        | 0        | 68         | 356        | 5.2        | 25t       | 3        |
| <b>Career</b> |      | <b>35</b> | <b>0</b> | <b>106</b> | <b>584</b> | <b>5.5</b> | <b>42</b> | <b>3</b> |

#### RECEIVING

| Year          | Team | GP        | GS       | Rec       | Yds        | Avg        | Lg        | TD       |
|---------------|------|-----------|----------|-----------|------------|------------|-----------|----------|
| 2013          | Was  | 4         | 0        | 0         | 0          | 0          | 0         | 0        |
| 2014          | Was  | 2         | 0        | 6         | 27         | 4.5        | 9t        | 1        |
| 2015          | Was  | 13        | 0        | 35        | 240        | 6.9        | 23        | 2        |
| 2016          | Was  | 16        | 0        | 49        | 349        | 7.1        | 38        | 2        |
| <b>Career</b> |      | <b>35</b> | <b>0</b> | <b>90</b> | <b>616</b> | <b>6.8</b> | <b>38</b> | <b>5</b> |

#### KICK RETURN

| Year          | Team | KR        | Yds        | Avg         | Lg        | TD       |
|---------------|------|-----------|------------|-------------|-----------|----------|
| 2013          | Was  | 8         | 160        | 20          | 28        | 0        |
| 2015          | Was  | 3         | 63         | 21          | 36        | 0        |
| 2016          | Was  | 17        | 360        | 21.2        | 28        | 0        |
| <b>Career</b> |      | <b>28</b> | <b>583</b> | <b>20.8</b> | <b>36</b> | <b>0</b> |

#### PUNT RETURN

| Year          | Team | KR       | Yds       | Avg        | Lg        | TD       |
|---------------|------|----------|-----------|------------|-----------|----------|
| 2013          | Was  | 7        | 36        | 5.1        | 11        | 0        |
| <b>Career</b> |      | <b>7</b> | <b>36</b> | <b>5.1</b> | <b>11</b> | <b>0</b> |

#### ADDITIONAL

Fumbles-Lost: 2-0 in 2015, 2-1 in 2016

### POSTSEASON STATS

#### RUSHING

| Year          | Team | GP       | GS       | Att      | Yds       | Avg         | Lg        | TD       |
|---------------|------|----------|----------|----------|-----------|-------------|-----------|----------|
| 2015          | Was  | 1        | 0        | 1        | 25        | 25.0        | 25        | 0        |
| <b>Career</b> |      | <b>1</b> | <b>0</b> | <b>1</b> | <b>25</b> | <b>25.0</b> | <b>25</b> | <b>0</b> |

#### RECEIVING

| Year          | Team | GP       | GS       | Rec      | Yds       | Avg         | Lg        | TD       |
|---------------|------|----------|----------|----------|-----------|-------------|-----------|----------|
| 2015          | Was  | 1        | 0        | 8        | 89        | 11.1        | 38        | 0        |
| <b>Career</b> |      | <b>1</b> | <b>0</b> | <b>8</b> | <b>89</b> | <b>11.1</b> | <b>38</b> | <b>0</b> |

### CAREER HIGHS

#### SINGLE-GAME

|                           |  |
|---------------------------|--|
| <b>Carries:</b>           | 12, at Detroit (10/23/16)                  |
| <b>Rushing Yards:</b>     | 73, at Detroit (10/23/16)                  |
| <b>Long (Rushing):</b>    | 42, vs. Philadelphia (10/4/15)             |
| <b>Rushing TD:</b>        | 1, three times, last at Chicago (12/24/16) |
| <b>Receptions:</b>        | 8, twice, last vs. Green Bay (1/10/16)     |
| <b>Receiving Yards:</b>   | 89, vs. Green Bay (1/10/16)                |
| <b>Receiving TD:</b>      | 1, six times, last at Chicago (12/24/16)   |
| <b>Kick Returns:</b>      | 3, several times, last at CIN (10/30/16)   |
| <b>Kick Return Yards:</b> | 59, at Green Bay (9/15/13)                 |
| <b>Punt Returns:</b>      | 2, twice, last at Oakland (9/29/13)        |
| <b>Punt Return Yards:</b> | 11, twice, last at Oakland (9/29/13)       |

**20**

# GREG TOLER

**CB****6-0 // 180****8th NFL Season // Saint Paul's****DOB: Jan. 2, 1985 // Northwestern H.S. [Hyattsville, Md.]**

## MILESTONES

NFL debut: 9/20/09 [at JAX]... First NFL start: 9/12/10 [at STL]... Redskins debut: 9/12/16 [vs. PIT]... First INT: 12/27/09 [vs. STL, Keith Null]... First sack: 10/3/10 [at SD, Philip Rivers]... First INT TD: 12/25/10 [vs. DAL, Jon Kitna]... First FF: 9/12/10 [at STL, Billy Bajema]... First FR: 9/19/10 [at ATL, Matt Ryan]

## TRANSACTIONS

Originally selected by the Arizona Cardinals in the fourth round [131st overall] of the 2009 NFL Draft... Re-signed with the Cardinals on April 16, 2012... Signed with the Indianapolis Colts as an unrestricted free agent on March 12, 2013... Signed with the Washington Redskins as an unrestricted free agent on April 13, 2016.

## PRO

Joined the Redskins in the 2016 offseason having previously appeared in 72 regular season games with 47 starts, amassing 251 tackles [221 solo], 47 passes defended, eight interceptions, four forced fumbles, two sacks and one fumble recovery with the Cardinals and Colts from 2009-15.

## YEAR-BY-YEAR

### 2016 (REDSKINS)

Played in all 16 games, making two starts and compiling 16 tackles [14 solo], two passes defended and a fumble recovery... Played on defense and special teams in Redskins debut vs. PIT [9/12] and vs. DAL [9/18]... Started as a third cornerback in a win at NYG [9/25], recording a solo tackle and a fumble recovery, his first recovery since Sept. 19, 2010, as a member of the Arizona Cardinals... Contributed on defense and special teams in a win vs. CLE [10/2]... Tallied four solo tackles in a win at BAL [10/9]... Played on special teams in a win vs. PHI [10/16]... Defended a pass at DET [10/23]... Played on special teams in a tie against CIN [10/30] in London... Contributed on special teams in a win vs. MIN [11/13]... Played on defense and special teams in a win vs. GB [11/20]... Contributed on special teams at DAL [11/24] and at ARI [12/4]... Added a solo tackle in a win at PHI [12/11]... Contributed three solo tackles vs. CAR [12/19]... Posted four tackles [three solo] and a pass defended in a win at CHI [12/24]... Made three tackles [two solo] vs. NYG [1/1].

### 2015 (COLTS)

Started all 10 games in which he participated at cornerback and totaled 47 tackles [40 solo], one forced fumble and 10 passes defended... Started vs. NE [10/18] and finished with five tackles [three solo] and three passes defended... Started vs. NO [10/25] and recorded seven tackles [five solo], one pass defended and one forced fumble... Posted seven tackles [six solo] and one pass defended at CAR [11/2]... Compiled nine tackles [seven solo] and one pass defended at ATL [11/22].

### 2014 (COLTS)

Started all 15 games in which he played at cornerback and compiled 62 tackles [53 solo], two interceptions [one returned for a touchdown], 1.0 sack, one forced fumble and 10 passes defended. Also started all three postseason games and totaled 18 tackles [16 solo] and four passes defended...

At DEN [9/7], totaled four solo tackles and led the team with three passes defended... Started at cornerback and finished with one tackle, one interception and one pass defended vs. PHI [9/15]. Marked back-to-back home openers with a pick [Oakland, 2013]... Totaled five tackles, one tackle for loss, one interception and two passes defended at JAX [9/21]. Posted the team's fifth touchdown of the game when he returned an interception 47 yards for a score. The interception return for a touchdown was the third of his career and his first since Dec. 16, 2012 against Detroit... Compiled a season-high eight solo tackles at PIT [10/26]... Finished with eight tackles [six solo] vs. NE [11/16]... Contributed five tackles, 1.0 sack and one forced fumble vs. WAS [11/30]... In AFC Wild Card win vs. CIN [1/4], led team with three passes defended... Recorded six tackles [five solo] and one pass defended in AFC Divisional win at DEN [1/11]... Compiled 10 tackles [nine solo] in AFC Championship at New England [1/18].

### 2013 (COLTS)

Competed in nine games with seven starts, posting 24 tackles [17 solo], one interception and seven passes defended... Made his first start as a member of the Colts at cornerback in the regular season opener vs. OAK [9/8]. Intercepted his first pass of the season in the first quarter and added a team-leading two passes defended and three solo tackles... Finished with five tackles [four solo] and a team-leading two passes defended vs. MIA [9/15]... Ranked third on the team with seven tackles [two solo] while adding two passes defended in the team's vs. SEA [10/6]... Started his first career postseason contest during AFC Wild Card victory vs. KC [1/4]. Finished with two tackles prior to leaving the game with a groin injury... Placed on Reserve/Injured list on Jan. 6.

### 2012 (CARDINALS)

Played in 11 games with two starts, totaling 27 tackles [25 solo], nine passes defended and two interceptions, including one returned for a touchdown... Notched seven solo tackles, two passes defended and his first interception of the season vs. MIA [9/30]... Started at ATL [11/18] and posted four tackles and one pass defended... Totaled two tackles and one pass defended in back-to-back games at NYJ [12/2] and at SEA [12/9]... Intercepted a Matthew Stafford pass in the Arizona end zone vs. DET [12/16] and established a new franchise record when he returned it 102 yards for a touchdown. The return tied for the fourth-longest in NFL history and was the longest since safety Ed Reed returned an interception 107 yards for a touchdown on Nov. 23, 2008.

### 2011 (CARDINALS)

Suffered a left knee injury during a preseason contest vs. SD [8/27] and missed the entire season after being placed on the Reserve/Injured list on Aug. 29.

### 2010 (CARDINALS)

Started a career-best 13-of-14 games played, missing two games with a foot injury... Tallied 64 tackles [60 solo], nine passes defended, two interceptions, including one returned for a touchdown, two forced fumbles, one fumble recovery and 1.0 sack... Made his first career start and registered a team-high 11 solo tackles and one forced fumble in season opener at STL [9/12]... Recorded a team-high two special teams tackles to go with six solo tackles and his first career fumble recovery at ATL [9/19]... Registered three tackles and two passes defended vs. OAK [9/26]... Tallied his first career sack as well as seven tackles, a team-high two passes defended and one forced fumble at SD [10/3]. The fumble was

returned 42 yards for a touchdown by safety Kerry Rhodes... Intercepted a Drew Brees pass at the Arizona 39-yard line vs. NO (10/10)... Recorded six tackles and his first career touchdown on a 66-yard interception return against DAL (12/25). The 66-yard interception return for a touchdown was Arizona's longest since Dominique Rodgers-Cromartie's 99-yard return on Dec. 7, 2008.

### 2009 (CARDINALS)

Saw action in 13 regular season games and was inactive for three contests... Totaled nine tackles (eight solo), two passes defended and one interception in the regular season. Added nine tackles (five solo) and one pass defended in two postseason games... Played in his first career game at JAX (9/20)... Registered his first special teams tackle of his career vs. IND (9/27)... Recorded two tackles and his first career interception vs. St. Louis (12/27)... Notched seven tackles and one pass defended in the regular season finale vs. GB (1/3)... Played in his first career postseason game, but did not register any statistics in an NFC Wild Card contest vs. GB (1/10)... Led all Arizona defensive backs with nine tackles in NFC Divisional game at NO (1/16).

### COLLEGE

Started 40 collegiate games and established school records with 16 interceptions and 38 passes defended at St. Paul's... Was a three-time First Team All-CIAA selection, earning the award as a freshman, sophomore and senior... Established school and CIAA records with eight blocked kicks during his career, returning a blocked field goal 82 yards for a touchdown... Earned first-team HBCU All-America honors as a senior in 2008 after establishing career highs with 51 tackles, six interceptions and 13 passes defended. Was named the Virginia Small School Defensive Player of the Year... As a senior, tied for ninth in the nation and second in the league with seven interceptions and set the school record with three blocked kicks, returning one blocked punt for a touchdown... Was the only player from the school ever taken in the NFL Draft prior to the discontinuation of the football program in July 2011.

### PERSONAL

Attended Northwestern H.S. in Hyattsville, Md., where he was a two-time All-Metro choice while playing at cornerback, wide receiver and return specialist... After graduating from Northwestern, played semi-pro football for the D.C. Explosion before getting a chance to play at St. Paul's... Returned to St. Paul's in 2011 and graduated with a degree in criminal justice and a minor in sociology in May of 2012... Born Jan. 2, 1985 in Washington, D.C.

### YEAR-BY-YEAR STATS

#### DEFENSE

| Year          | Team | G         | GS        | Tack            | Solo       | Sack     | INT      | PD        |
|---------------|------|-----------|-----------|-----------------|------------|----------|----------|-----------|
| 2009          | Ari  | 13        | 0         | 7               | 7          | 0        | 1        | 2         |
| 2010          | Ari  | 14        | 13        | 87              | 79         | 1        | 2        | 9         |
| 2011          | Ari  |           |           | Injured Reserve |            |          |          |           |
| 2012          | Ari  | 11        | 2         | 26              | 25         | 0        | 2        | 9         |
| 2013          | Ind  | 9         | 7         | 23              | 17         | 0        | 1        | 7         |
| 2014          | Ind  | 15        | 15        | 57              | 49         | 1        | 2        | 10        |
| 2015          | Ind  | 10        | 10        | 51              | 44         | 0        | 0        | 10        |
| 2016          | Was  | 16        | 2         | 16              | 14         | 0        | 0        | 2         |
| <b>Career</b> |      | <b>88</b> | <b>49</b> | <b>267</b>      | <b>235</b> | <b>2</b> | <b>8</b> | <b>49</b> |

\*Tackle stats according to STATS, LLC

#### ADDITIONAL

**FF-FR:** 2-1 in 2010, 1-0 in 2014, 1-0 in 2015, 0-1 in 2016  
**INT TD:** 1 in 2010, 1 in 2012, 1 in 2014

#### POSTSEASON

| Year          | Team | G        | GS       | Tack      | Solo      | Sack     | INT      | PD       |
|---------------|------|----------|----------|-----------|-----------|----------|----------|----------|
| 2009          | Ari  | 2        | 0        | 6         | 5         | 0        | 0        | 1        |
| 2013          | Ind  | 1        | 1        | 2         | 2         | 0        | 0        | 0        |
| 2014          | Ind  | 3        | 3        | 18        | 16        | 0        | 0        | 4        |
| <b>Career</b> |      | <b>6</b> | <b>4</b> | <b>26</b> | <b>23</b> | <b>0</b> | <b>0</b> | <b>5</b> |

### CAREER HIGHS

#### SINGLE-GAME

**Total Tackles:** 13, at St. Louis (9/12/10)  
**Solo Tackles:** 13, at St. Louis (9/12/10)  
**Passes Defended:** 3, four times, last vs. NE (10/18/15)  
**Sacks:** 1, twice, last vs. Washington (11/30/14)  
**Forced Fumbles:** 1, four times, last vs. NO (10/25/15)  
**Fumble Recoveries:** 1, twice, last at NY Giants (9/25/16)

**48**

# LYNDEN TRAIL

**LB****6-7 // 270****1st NFL Season // Norfolk State****DOB: March 19, 1991 // Booker T. Washington H.S. (Miami, Fla.)**

## TRANSACTIONS

Originally entered the NFL with the Houston Texans as a college free agent on May 8, 2015... Waived by the Texans on September 11, 2015... Signed to the Washington Redskins' practice squad on October 5, 2015... Released from the Redskins' practice squad on October 12, 2015... Signed to the Redskins' practice squad on November 23, 2015... Waived on September 3, 2016... Signed to the Redskins' practice squad on September 4, 2016... Released from the Redskins' practice squad on September 19, 2016... Signed to the Los Angeles Rams' practice squad on September 28, 2016... Released from the Rams' practice squad on October 1, 2016... Signed to the Redskins' practice squad on December 22, 2016... Signed to the Redskins' active roster on December 23, 2016.

## YEAR-BY-YEAR

### 2016 (REDSKINS/RAMS)

Played in the final two games of the season for Washington... Spent the offseason with the Redskins but was waived on Sept. 3... Spent Weeks 1-2 on the Redskins' practice squad and three days on the Rams' practice squad in Week 4... Returned to the Redskins' practice squad in Week 16 and was promoted to the active roster a day later... Made NFL debut in a win at CHI (12/24), adding a solo tackle and a pass defensed... Assisted on a tackle vs. NYG (1/1).

### 2015 (TEXANS/REDSKINS)

Spent the offseason with the Texans before being waived in Week 1... Recorded two different stints on the Redskins' practice squad.

## COLLEGE

Played collegiately at Norfolk State from 2012-14 after transferring from Florida... Appeared in 35 career games, starting 27. Posted 255 career tackles (101 solo, 41 for loss), 16 passes broken up, 15 sacks, and eight forced fumbles... Started all 12 games in 2014, becoming the second NSU defensive player in the Division I era (since 1997) to earn first-team All-MEAC honors and some form of FCS All-America recognition in three straight years. Recorded 91 tackles, 11.5 tackles for loss, 5.0 sacks, four pass breakups, two forced fumbles, two blocked kicks and one fumble recovery... Started all 12 games in 2013 and was a finalist for the Buck Buchanan Award (top defender in the FCS) on top of earning first-team All-MEAC honors. Posted 94 total tackles (12.5 for loss), 8.5 sacks and tied for the national lead with five forced fumbles... Played in 11 games with three starts in 2012, earning all-MEAC first team honors. Led Spartans in total tackles (70, including 17 for loss) and tied for the team lead with six sacks... Redshirted at Florida in 2010 and transferred following the 2011 season.

## PERSONAL

Attended Booker T. Washington H.S. in Miami, where he recorded 95 tackles, a league-high 22 sacks, a school-record 15 pass deflections and two interceptions as a senior... Was a first-team All-Dade County, all-league and all-state selection... Named a second-team Florida Sportswriters Association 4A all-state selection as a junior, when he posted 77 tackles and 14 sacks... Was a four-star recruit according to Rivals.com and Scout.com... Also ran track in high school... Was Norfolk State's first Senior Bowl invitee... Majored in mass communication... Son of Dorothea Williams... Born March 19, 1991.

## YEAR-BY-YEAR STATS

### DEFENSE

| Year          | Team | G        | GS       | Tack     | Solo     | Sack     | INT      | PD       |
|---------------|------|----------|----------|----------|----------|----------|----------|----------|
| 2016          | Was  | 2        | 0        | 2        | 1        | 0        | 0        | 1        |
| <b>Career</b> |      | <b>2</b> | <b>0</b> | <b>2</b> | <b>1</b> | <b>0</b> | <b>0</b> | <b>1</b> |

\*Tackle stats according to STATS, LLC

**59**

# ZACH VIGIL

**LB****6-2 // 240****2nd NFL Season // Utah State****DOB: March 28, 1991 // Clearfield (Utah) H.S.**

## MILESTONES

NFL debut: 9/13/15 (at WAS)

## TRANSACTIONS

Originally entered the NFL with the Miami Dolphins as a college free agent on May 8, 2015... Waived by the Dolphins on December 19, 2016... Claimed off waivers by the Washington Redskins on December 20, 2016.

## YEAR-BY-YEAR

### 2016 (DOLPHINS/REDSKINS)

Appeared in nine total games, seven with Miami and two with Washington... Spent the first eight weeks of the season on the Reserve/Non-Football Injury list before being reinstated on Nov. 5... Made season debut vs. NYJ [11/6]... Played in seven games with Miami from Weeks 9-15 prior to being waived on Dec. 19... Joined the Redskins via waiver claim on Dec. 20... Made Redskins debut on defense and special teams in a win at CHI [12/24]... Contributed on special teams vs. NYG [1/1].

### 2015 (DOLPHINS)

Played in all 16 games with two starts... Recorded 11 tackles (eight solo)... Added seven solo special teams stops and one blocked punt... Blocked a Donnie Jones punt, which set up a 13-yard Lamar Miller touchdown reception in 20-19 victory at PHI [11/15]... Made first career start and totaled three tackles (two solo) vs. DAL [11/22]... Registered a season-high two solo special teams tackles at NYJ [11/29]... Posted three solo stops in a start vs. IND [12/27].

## COLLEGE

Played collegiately at Utah State, where he set the school record with 43.5 career tackles for loss... Ranked No. 5 all-time in school history with 389 tackles (163 solo)... Started all 14 games as a senior in 2014 and recorded 156 tackles. His 20.5 tackles for loss tied for the most in Mountain West history... Earned All-America honors from USA Today Sports (second team), Phil Steele (third team), Athlon Sports (fourth team) and SI.com (honorable mention) and was named Mountain West Defensive Player of the Year... Played in 14 games as a junior in 2013. Recorded 124 tackles (47 solo), 12.5 tackles for loss, two sacks, two forced fumbles and one interception... Played in 13 games as a sophomore in 2012, recording 105 tackles (34 solo), 9.5 tackles for loss and a forced fumble... Played in four games as a redshirt freshman in 2011, posting four tackles... Redshirted in 2010.

## PERSONAL

Attended Clearfield (Utah) H.S., where he was a two-time all-state and all-region honoree... Played both wide receiver and safety... Recorded 59 tackles, 3.5 sacks and one interception on defense... Posted a team-leading 32 receptions for 355 yards (11.1 avg.) with one touchdown... Named as a second-team all-region honoree in wrestling, helping his school to a 32-4 record... Member of the school's honor roll... Graduated from Utah State in the spring of 2014 with a degree in interdisciplinary studies and earned his second bachelor's degree in business administration in the summer of 2015... Younger brother, Nick, was a teammate at Utah State and a third-round draft choice of the Cincinnati Bengals in 2016... Born March 28, 1991.

## YEAR-BY-YEAR STATS

### DEFENSE

| Year          | Team    | G         | GS       | Tack      | Solo     | Sack     | INT      | PD       |
|---------------|---------|-----------|----------|-----------|----------|----------|----------|----------|
| 2015          | Mia     | 16        | 2        | 11        | 8        | 0        | 0        | 0        |
| 2016          | Mia/Was | 9         | 0        | 0         | 0        | 0        | 0        | 0        |
| <b>Career</b> |         | <b>25</b> | <b>2</b> | <b>11</b> | <b>8</b> | <b>0</b> | <b>0</b> | <b>0</b> |

\*Tackle stats according to STATS, LLC



**5**

# TRESS WAY

**P****6-1 // 225**  
**3rd NFL Season // Oklahoma****DOB: April 18, 1990 // Union H.S. (Tulsa, Okla.)**

## HONOR ROLL

Special Teams Captain (2015)

## MILESTONES

NFL debut: 9/7/14 (at HOU)

## TRANSACTIONS

Originally entered the NFL with the Chicago Bears as a college free agent on April 28, 2013... Waived by the Bears on August 25, 2013... Signed with the Bears on January 1, 2014... Waived by the Bears on August 18, 2014... Claimed on waivers by the Washington Redskins on August 20, 2014... Signed multi-year contract extension on March 12, 2016.

## YEAR-BY-YEAR

### 2016 (REDSKINS)

Punted in all 16 games, averaging 45.1 yards and 38.9 net yards on 49 punts with 15 downed inside the 20 and four touchbacks. His 49 punts were the fewest by any Redskins punter who punted in all 16 games in a season... Punted once vs. PIT (9/12), pinning the Steelers inside the 20-yard line with a 27-yard punt... Averaged 37.5 yards on two punts vs. DAL (9/18), downing one inside the 20... Punted twice with an average of 45.5 yards per punt in a win at NYG (9/25). Also completed his first career pass attempt, a 31-yard gain to Quinton Dunbar on a fake punt. The fake punt was the Redskins' first successful fake kick of any kind since Week 10 of the 2009 season vs. Denver, when punter Hunter Smith connected with fullback Mike Sellers for a 35-yard touchdown... Posted then-season highs in punts (three), punting average (48.7), punts downed inside the 20 (two) and longest punt (59) in a win vs. CLE (10/2)... Punted six times for an average of 42.2 yards with two downed inside the 20 in a win at BAL (10/9)... Averaged 52.8 yards on four punts in a win vs. PHI (10/16)... Punted twice for an average of 43.0 yards at DET (10/23)... Averaged 42.7 yards per punt on three punts in a tie against CIN (10/30) in London... Punted twice for an average of 46.0 yards in a win vs. MIN (11/13)... Averaged 38.0 yards on three punts in a win vs. GB (11/20)... Punted once for 39 yards at DAL (11/24)... Averaged 44.5 yards on two punts including a 59-yarder at ARI (12/4)... Averaged 47.0 yards on three punts with a net average of 45.3 yards in a win at PHI (12/11)... Averaged 47.7 yards on a then-season-high-tying six punts vs. CAR (12/19)... Punted twice for an average of 41.5 yards per punt in a win at CHI (12/24)... Averaged 49.7 yards on a season-high seven punts vs. NYG (1/1).

### 2015 (REDSKINS)

Appeared in all 16 regular season games and one postseason contest. Punted 70 times in the regular season for an average of 46.1 yards per punt, the fifth-best average in a season in team history. Averaged 38.8 net yards per punt, the second-best single-season average in team records available back to 1976... Averaged 41.3 yards per punt on three punts vs. MIA (9/13)... Punted six times for 244 yards (40.7 avg.) with one downed inside the 20 vs. STL (9/20)... Punted once for 36 yards and had a 50-yard kickoff following a safety at NYG (9/24)... Punted five times for an average of 44.2 yards per punt vs. PHI (10/4). Recorded a then-season-long 63-yard punt in the second quarter, his longest punt since regis-

tering a career-long 77-yarder in Week 4 in 2014... Averaged 50.3 yards per punt on four punts at ATL (10/11), his best since Sept. 25, 2014 (58.3 vs. NYG)... Punted six times for 48.0 yards per punt with a long of 53 yards at NYJ (10/18)... Averaged 47.3 yards on four punts vs. TB (10/25)... Punted four times for an average of 47.0 yards with a long of 55 at NE (11/8)... Punted twice for an average of 43.5 yards in a win vs. NO (11/15)... Posted season highs in gross punting average (53.2) and net punting average (53.0) at CAR (11/22)... Punted six times for an average of 44.7 yards per punt, including three downed inside the 20 and a long of 60 in a win vs. NYG (11/29)... Punted six times for 253 yards (42.4 average) with one downed inside the 20 vs. DAL (12/7)... Averaged 43.0 yards per punt on four punts against his former team at CHI (12/13), including a season-long 64-yarder... Punted three times for an average of 46.7 yards in a win vs. BUF (12/20)... Averaged 49.6 yards on a season-high seven punts in a division-clinching win at PHI (12/26)... Averaged 50.0 yards on four punts, including three downed inside the 20 in the regular season finale at DAL (1/3)... In NFC Wild Card Round vs. GB (1/10), averaged 50.6 yards per punt on five punts, the third-best single-game postseason average in team history. Recorded a 60-yard punt in the first quarter, the third-longest punt in franchise postseason history.

### 2014 (REDSKINS)

Joined the Redskins via waiver claim in the preseason and punted in all 16 games, averaging 47.5 yards on 77 punts (40.0 net) with 22 punts downed inside the 20... Became the first member of the Redskins to lead the NFL in punting for a season since Sam Baker in 1958... Finished with the fourth-best gross average in team history, trailing only Sammy Baugh's full-season NFL record (51.4 yards per punt in 1940) and Baugh's 1941 and 1942 campaigns (48.7 and 48.2)... 40.0-yard net punting average was the highest by a Redskins punter in records dating back to 1976, surpassing Matt Turk's mark of 39.2 net yards set in both 1996 and 1997... Made NFL debut at HOU (9/7), punting five times with an average of 49.2 yards with two downed inside the 20 and a long of 61... Punted four times for an average of 49.8 yards with a long of 61 vs. JAX (9/14)... Averaged 56.7 yards on three punts with a net of 41.0 yards per punt and a long of 65 at PHI (9/21)... Averaged a career-high 58.3 yards per punt on four punts vs. NYG (9/25), falling 1.1 yards shy of matching Pro Football Hall of Famer Sammy Baugh's team record for punting average in a single game (59.4 at Detroit on Oct. 27, 1940). Recorded a career-long 77-yard punt in the third quarter, tying Steve Cox for the third-longest punt in franchise history (Nov. 1, 1987 at Buffalo)... Punted eight times with an average of 49.9 yards per punt and a long of 59 vs. SEA (10/6)... Punted five times for an average of 47.4 yards with a long of 58 yards at ARI (10/12)... Punted three times with an average of 41.3 yards per punt vs. TEN (10/19)... Averaged 46.2 yards per punt on five punts and had three punts downed inside the 20 in an overtime win at DAL (10/27)... Punted three times at MIN (11/2), averaging 45.3 yards per punt with a long of 51... Punted four times with an average of 44.3 yards per punt and a long of 55 vs. TB (11/16)... Matched career highs in punts (eight) and punts downed inside the 20 (three) at SF (11/23), accumulating 373 yards for an average of 46.6 yards per punt... Averaged 46.5 yards on six punts at IND (11/30), placing three inside the 20... Averaged 45.8 yards on six punts and added a two-yard rushing attempt vs. STL (12/7)... Punted six times with an average of 45.2 yards per punt at NYG (12/14)... Punted three times with an average of 44.3 yards per punt vs. PHI (12/20). Placed all three

punts inside the 20... Punted four times with an average of 44.0 yards per punt. Recorded a 60-yard punt in the third quarter, becoming the first Redskins punter to post a 60-yard punt in five games in a single season since Matt Turk in 1998.

### 2013 (BEARS)

Spent the offseason with the Bears before being released on Aug. 25.

## COLLEGE

Appeared in 53 games at Oklahoma from 2008-12, punting 250 times for 10,988 yards (44.0 avg) with 36 touchbacks and 91 punts down inside the 20... Had 71 punts of 50-plus yards during his career with a long of 85... Exited OU ranking No. 1 in school history with a 44.0 yards-per-punt average... Set Oklahoma career record with 71 punts of 50-plus yards... Named All-Big 12 Honorable Mention by coaches as a senior, placing 22 of his 53 punts inside the opponents' 20-yard line with just eight touchbacks... Named honorable mention All-Big 12 by AP and coaches as a junior after placing 34 of his 63 punts inside the opponents' 20-yard line with just six touchbacks... Was honorable mention All-American by Sports Illustrated, All-Big 12 second team by Phil Steele and All-Big 12 honorable mention by AP and the coaches as a sophomore. Rotated with kickoff duties as well and had nine touchbacks on 70 kickoffs while averaging 63.0 yards per kick... Named Sporting News third-team All-American and first-team All-Big 12 by the Waco Tribune Herald and second-team by AP, coaches, Dallas Morning News and Fort Worth Star-Telegram as a redshirt freshman. Led the Big 12 and ranked No. 3 nationally in punting average that season.

## PERSONAL

Attended Union H.S. in Tulsa, Okla., where he was a member of all-state teams for both The Oklahoman and Tulsa World... Named district special teams player of the year as a senior... Handled kicking duties, converting all 42 extra point attempts and 14-of-19 field goal attempts... Selected to play in the 2008 Oil Bowl... Wife, Brianna Way (neé Turang), was an All-American and national champion softball player at Okla-

## YEAR-BY-YEAR STATS

### PUNTING

| Year          | Team | No.        | Yds         | Avg.        | Lg        | In 20     | TB        | Net         |
|---------------|------|------------|-------------|-------------|-----------|-----------|-----------|-------------|
| 2014          | Was  | 77         | 3659        | 47.5        | 77        | 22        | 7         | 40.0        |
| 2015          | Was  | 70         | 3224        | 46.1        | 64        | 21        | 7         | 39.8        |
| 2016          | Was  | 49         | 2209        | 45.1        | 61        | 15        | 4         | 38.9        |
| <b>Career</b> |      | <b>196</b> | <b>9092</b> | <b>46.4</b> | <b>77</b> | <b>58</b> | <b>18</b> | <b>39.7</b> |

### KICKOFFS

| Year          | Team | KO        | TB       | Pct       | Yds         | Avg         |
|---------------|------|-----------|----------|-----------|-------------|-------------|
| 2014          | Was  | 18        | 9        | 50        | 1174        | 65.2        |
| 2015          | Was  | 2         | 0        | 0         | 120         | 60.0        |
| <b>Career</b> |      | <b>20</b> | <b>9</b> | <b>45</b> | <b>1294</b> | <b>64.7</b> |

### ADDITIONAL

Passing: 1-for-1, 31 yds. (2016)

Rushing: 1 att. for 2 yds. (2014)

### POSTSEASON PUNTING

| Year          | Team | No.      | Yds        | Avg.        | Lg        | In 20    | TB       | Net         |
|---------------|------|----------|------------|-------------|-----------|----------|----------|-------------|
| 2015          | Was  | 5        | 253        | 50.6        | 60        | 3        | 0        | 44.8        |
| <b>Career</b> |      | <b>5</b> | <b>253</b> | <b>50.6</b> | <b>60</b> | <b>3</b> | <b>0</b> | <b>44.8</b> |

## COMMUNITY

Has been active in the D.C. area since joining the team in 2014... In 2015, attended the Draft Day Party and inaugural Redskins Golf Classic, treated Steuart Weller Elementary to a Play 60 celebration to reward them for winning the Draft Day Dash Challenge, assembled care packages for victims of domestic violence in collaboration with the Fear 2 Freedom and Rookie Community Club, interacted with children during training camp at the Redskins All-Star Experience, participated in the WOW Wives Fashion Show, provided Fuel Up to Play 60 Hometown Grant money to help school districts and/or individual schools facilitate sustainable physical activity and healthy eating improvements, gave advice to high school football players at the 4th & Life High School Football Forum, provided winter coats and hats to students from elementary schools in the surrounding metro area, hosted seven TAPS families for a military appreciation event at Top Golf in Ashburn, Va. and welcomed 1,100 children into the Redskins locker room at FedExField to meet Santa and take home toys for Christmas at Skins Santa Shoppe... In 2014, encouraged students at Dumfries Elementary to exercise for 60 minutes and read for 20 minutes every day, brought joy to 31 women battling breast cancer at the team's annual All-Star Survivors Celebration, led elementary students through drills at the Fuel Up to Play 60 Mini-Combine, distributed Thanksgiving food to 3,000 Prince George's County residents in need at the team's annual Harvest Feast, distributed winter coats and Redskins knit hats and scarves to over 300 children from the Maryland, D.C. and Virginia areas at the Covered for the Holidays event, coached women through football drills at Redskins Park on WOW Ladies Night Out, and played video games online with active serving military members stationed overseas during a Redskins Salute: Pros vs. GI Joes event... Involved in local Fellowship of Christian Athletes with his wife, Brianna.

## CAREER HIGHS

### SINGLE-GAME

|                             |   |
|-----------------------------|---|
| <b>Punts:</b>               | 8, twice, last at San Francisco (11/23/14)  |
| <b>Punting Yards:</b>       | 399, vs. Seattle (10/6/14)                  |
| <b>Punting Average:</b>     | 58.3, vs. NY Giants (9/25/14)               |
| <b>Punting Long:</b>        | 77, vs. NY Giants (9/25/14)                 |
| <b>Downed Inside 20:</b>    | 3, many times, last vs. Green Bay (1/10/16) |
| <b>Net Punting Average:</b> | 55.5, vs. NY Giants (9/25/14)               |

**71**

# TRENT WILLIAMS

**T****6-5 // 320****7th NFL Season // Oklahoma****DOB: July 19, 1988 // Longview (Texas) H.S.**

## HONOR ROLL

Offensive Captain (2011-16)  
 Five-time Pro Bowl selection (2012-16 seasons)  
 Second-team Associated Press All-Pro (2015)  
 2015 PFWA All-NFC Team  
 NFL Top 100 Players  
 >> No. 99 in 2012, 60 in 2013, 47 in 2014, 45 in 2015

## MILESTONES

NFL debut: 9/12/10 (vs. DAL)

## TRANSACTIONS

Originally selected by the Washington Redskins in the first round (fourth overall) of the 2010 NFL Draft... Signed multi-year contract extension on August 30, 2015.

## PRO

One of the game's preeminent left tackles who enters 2016 having played in 85 career regular season games with 84 starts... Earned his first career Pro Bowl selection following the 2012 season and followed it up with berths in 2013, 2014 and 2015... With his fourth Pro Bowl selection in 2015, joined Chris Samuels and Joe Jacoby as the only Redskins tackles to make four consecutive trips to the Pro Bowl since the merger... Was the first offensive tackle selected by the Redskins in the first round of the NFL Draft since Samuels in 2000 (third overall).

## YEAR-BY-YEAR

### 2016 (REDSKINS)

Started all 12 games in which he appeared. Earned fifth consecutive Pro Bowl selection, joining safety Ken Houston (seven straight from 1973-79) and linebacker Chris Hanburger (five straight from 1972-76) as the only members of the Redskins since 1970 to earn Pro Bowl honors in five straight seasons... Started at left tackle vs. PIT (9/12) and helped the Redskins hold the Steelers without a sack on 43 team pass attempts... Started at left tackle vs. DAL (9/18), helping the offense post 432 yards of offense... Started at left tackle in a win at NYG (9/25), contributing to a 403-yard effort. Played extensively at left guard in the second half after the team lost center Kory Lichtensteiger and left guard Shawn Lauvao to injury. Took out two Giants defenders on a single block on receiver Jamison Crowder's 55-yard screen pass touchdown... Started at left tackle in wins vs. CLE (10/2) and at BAL (10/9)... Started at left tackle in a win vs. PHI (10/16), guiding the offense to 230 rushing yards, its highest total since 2012... Started at left tackle in a 413-yard offensive performance at DET (10/23)... Started at left tackle in a tie against CIN (10/30) in London, helping the offense record 546 yards of offense, the team's largest offensive output since a 559-yard effort vs. Atlanta on Nov. 10, 1991... Served a four-game suspension in Weeks 10-13... Returned to action in a win at PHI (12/11), starting at left tackle and providing a key block on Chris Thompson's game-winning 25-yard touchdown run... Started at left tackle and helped Kirk Cousins throw for 315 yards vs. CAR (12/19)... Started at left tackle and helped the Redskins to 200-plus yards both on the ground and in the air in a win at CHI (12/24)... Started at left tackle in season finale vs. NYG (1/1).

### 2015 (REDSKINS)

Started all 14 regular season games in which he appeared and started one postseason contest... Earned his fourth consecutive Pro Bowl selection, joining Chris Samuels and Joe Jacoby as the only Redskins tackles to make four consecutive trips to the Pro Bowl since the merger... Earned second-team AP All-Pro honors and once again served as the team's offensive captain... Started at left tackle and helped the Redskins rush for 161 yards vs. MIA (9/13)... Helped the Redskins post 182 rushing yards in a start at left tackle vs. STL (9/20)... Started at left tackle at NYG (9/24)... Started at left tackle vs. PHI (10/4), helping the offense go 90 yards on its final drive for a come-from-behind victory... Started at left tackle at ATL (10/11)... Inactive with multiple injuries at NYJ (10/18)... Started at left tackle in the largest comeback win (24 points) in team history vs. TB (10/25)... Started at left tackle at NE (11/8)... Started at left tackle vs. NO (11/15), blocking for the Redskins' first combined 300-yard passing game/200-yard rushing game since Super Bowl XXII... Started at left tackle at CAR (11/22)... Started at left tackle and helped Kirk Cousins throw for his fourth 300-yard game of the season in a win vs. NYG (11/29)... Started at left tackle vs. DAL (12/7)... Started at left tackle in a win at CHI (12/13)... Started at left tackle for Cousins' team-record-setting sixth 300-yard passing game of the season in a win vs. BUF (12/20)... Started at left tackle in a division-clinching win at PHI (12/26)... Inactive at DAL (1/3)... Started at left tackle in NFC Wild Card Round vs. GB (1/10).

### 2014 (REDSKINS)

Named offensive captain by his teammates prior to the season... Started all 15 games in which he played and earned his third consecutive Pro Bowl selection... Started at left tackle at HOU (9/7)... Started at left tackle vs. JAX (9/14), helping the Redskins to 41 points and 449 net yards... Started at left tackle and blocked for Kirk Cousins' 427-yard passing day at PHI (9/21)... Started at left tackle vs. NYG (9/25), vs. SEA (10/6) and at ARI (10/12)... Started at left tackle in a comeback win vs. TEN (10/19)... Started at left tackle in an overtime win at DAL (10/27), helping Colt McCoy and the Redskins to 409 total yards... Started at left tackle at MIN (11/2)... Started but exited the game with an injury vs. TB (11/16)... Inactive with knee and ankle injuries at SF (11/23)... Started at left tackle and helped protect for Colt McCoy's career-high 392 passing yards at IND (11/30)... Started at left tackle vs. STL (12/7) and at NYG (12/14)... Started at left tackle and fought through injury in a win vs. PHI (12/20)... Started at left tackle vs. DAL (12/28).

### 2013 (REDSKINS)

Made his second consecutive Pro Bowl after starting all 16 games for the second straight seasons... Voted by his teammates as an offensive captain prior to the start of the season... Started at left tackle and helped quarterback Robert Griffin III pass for 329 yards vs. PHI (9/9)... Started at left tackle and helped the Redskins produce a 300-yard passer and 100-yard rusher at GB (9/15)... Started at left tackle vs. DET (9/22) and helped Griffin III throw for 300 yards for a third consecutive week... Started at left tackle at OAK (9/29) and helped the team to its first win of the season... Started at left tackle at DAL (10/13), helping Washington post more than 200 yards both rushing and passing... Started at left tackle vs. CHI (10/20), helping the Redskins post 499 yards and 45 points... Started at left tackle at DEN (10/27)... Started at left tackle vs. SD (11/3) as the Redskins posted

500 yards of offense... Started at left tackle and helped the Redskins to 191 rushing yards at MIN (11/7)... Started at left tackle in another 400-yard offensive performance at PHI (11/17)... Started at left tackle vs. SF (11/25), vs. NYG (12/1) and vs. KC (12/8)... Started at left tackle at ATL (12/15) and helped Kirk Cousins throw for 381 yards... Started at left tackle vs. DAL (12/22) and at NYG (12/29).

#### 2012 (REDSKINS)

Started all 16 regular season games and earned his first career Pro Bowl nod for his performance at left tackle all season... Was named by his teammate as an offensive captain prior to the start of the season... Started at left tackle and helped Robert Griffin III throw for 320 yards in a season-opening win at NO (9/9)... Started at left tackle and helped the Redskins rush for 176 yards at STL (9/16)... Started at left tackle at CIN (9/23) and eventually left the game with a bone bruise in his knee... Started at left tackle at TB (9/30) and was specifically praised by Mike Shanahan for his toughness and his play in playing the entire game despite missing most of the week of practice with a bone bruise in his knee... Started at left tackle and helped Alfred Morris to his second consecutive 100-yard rushing game vs. ATL (10/7)... Started and helped the Redskins rush for 183 yards vs. MIN (10/14)... Started at NYG (10/21), contributing to the team's 248 rushing yards and 480 yards of total offense... Started at PIT (10/28) and vs. CAR (11/4)... Started in a win vs. PHI (11/18) and helped Robert Griffin III post a perfect passer rating... Started at left tackle in a Thanksgiving Day win at DAL (11/22), helping Griffin III become the first player in team history to throw four touchdown passes in consecutive games... Despite playing with a thigh bruise that significantly limited him during the week, started at left tackle in a win vs. NYG (12/3) on Monday Night Football and helped the Morris rush for a career-high 124 yards while also anchoring a unit that did not allow a sack... Started at left tackle and helped the Redskins rush for 172 yards in a win vs. BAL (12/9)... Started and blocked for Kirk Cousins' 329-yard starting debut in a win at CLE (12/16)... Started in a win at PHI (12/23)... Started and helped Morris to the single-season team record for rushing yardage with a 200-yard effort in a division-clinching win vs. DAL (12/30)... Started his first career postseason game in the NFC Wild Card Round vs. SEA (1/6).

#### 2011 (REDSKINS)

Started 10 games at left tackle... Started at left tackle in a season-opening win vs. NYG (9/11)... Started at left tackle vs. ARI (9/18) and helped pave the way for a running attack that totaled 35 carries for 172 yards (4.9 avg.)... Started at left tackle at DAL (9/26) and helped protect quarterback Rex Grossman, who passed for 250 yards... Started at left tackle at STL (10/2) and helped blocked for a rushing attack that totaled 196 yards, a season high... Started at left tackle vs. PHI (10/16) before exiting with a knee injury... Was inactive at CAR (10/23) and at BUF (10/30)... Started at left tackle vs. SF (11/6) and at MIA (11/13)... Started at left tackle vs. DAL (11/20) and protected quarterback Rex Grossman, who passed for 292 yards and two touchdowns for a quarterback rating of 95.5... Started at left tackle at SEA (11/27) in a comeback road win. Blocked for Grossman, who passed for a season-high 314 yards, as well as running back Roy Helu, who rushed for 108 yards and a touchdown... Started at left tackle vs. NYJ (12/4), blocking for Helu, who rushed for more than 100 yards for the second consecutive game... Placed on Reserve/Suspended by Commissioner List on Dec. 6...

#### 2010 (REDSKINS)

Appeared in 14 games, making 13 starts... Made his NFL debut at left tackle vs. DAL (9/12) and helped hold the Dallas defense to only one sack... Opened the game at left tackle

vs. HOU (9/19) and helped provide protection for Donovan McNabb to throw for 426 yards... Declared inactive at STL (9/26) and at PHI (10/3) with a knee/toe injury... Started at left tackle vs. GB (10/10) and provided protection for Donovan McNabb to throw for 357 yards and one touchdown... Started at left tackle vs. IND (10/17) and opened holes for Ryan Torain to gain the first 100-yard rushing game of his career. Held defensive end Dwight Freeney without a sack... Started at left tackle at CHI (10/24). Cleared the way for Ryan Torain to rush for 125 yards and average six yards per carry. Held Julius Peppers without a sack... Started at left tackle at DET (10/31)... Started at left tackle vs. PHI (11/15). Opened holes for running back Keiland Williams to set career highs with 16 rushes for 89 yards (5.6 avg.) and two touchdowns. Provided protection for Donovan McNabb to complete 17-of-31 passing attempts for 295 yards and a season-high two touchdowns... Started at left tackle at TEN (11/21). Provided protection for quarterback Donovan McNabb to complete 30-of-50 passing attempts for 376 yards and one touchdown... Started at left tackle vs. MIN (11/28)... Played at left tackle at NYG (12/5) and provided protection for quarterback Donovan McNabb to complete 26-of-44 passing attempts for 296 yards and one touchdown. Was limited by a shoulder injury... Started at left tackle vs. TB (12/12). Opened holes for running back Ryan Torain to set a career high with 172 yards on 24 carries (7.2 avg.), including 158 yards in the first half and 121 in the first quarter. Provided protection for Donovan McNabb to complete 22-of-35 passing attempts for 228 yards, two touchdowns and have a 100.7 passer rating... Started at left tackle at DAL (12/19) and provided protection for quarterback Rex Grossman to complete 25-of-43 passing attempts for 322 yards and a career-high four touchdowns... Opened the game at left tackle at JAX (12/26)... Started at left tackle vs. NYG (1/2). Provided protection for quarterback Rex Grossman to complete 26-of-44 passing attempts for 336 yards and two touchdowns.

#### COLLEGE

Started 39-of-50 games during his Oklahoma career, including 12 at left tackle and 27 on the right side... Was named first-team All-American as a senior in 2009, a third-team All-American as a junior in 2008 and a second-team Freshman All-American in 2006... Also earned first-team All-America honors by The NFL Draft Report, American Football Coaches Association, Walter Camp Football Foundation, Associated Press, Dallas Morning News, Fort Worth Star-Telegram, Kansas City Star and Waco Herald Tribune as a senior... Earned consensus first-team All-Big 12 Conference honors after he shifted to left tackle in his final season and allowed just two quarterback sacks... Played in 11 games as a senior before sustaining a concussion. As the lone returning starter along the offensive line as a senior, the Sooners ranked 16th nationally in fewest sacks allowed per game (1.15)... As a junior, started all 14 games, the first contest at left tackle and the remaining 13 games at right tackle. Earned All-Big 12 first-team honors by the coaches, second-team honors from Dallas Morning News and San Antonio Express News and was an honorable mention selection by Associated Press as a junior. Allowed just a half-sack and two pressures in 517 pass plays while being penalized only twice. Instrumental member of an offensive line that helped Oklahoma finish third in the nation in passing (349.4 ypg), total offense (547.9 ypg) and fewest sacks allowed (0.93 spg), while leading the country in scoring (51.1 ppg)... As a sophomore, saw action in all 14 games and had seven starts at right tackle... Helped the Sooners rank fifth in the nation in scoring (42.3 ppg) and fewest sacks allowed (1.0 spg), while averaging 448.9 yards per game... As a freshman, played in 11 games at right tackle and moved into the starting lineup

his final six contests... Part of the unit that led the Big 12 and finished 11th in the nation in fewest sacks allowed per game (1.2)... Paved the way for a Sooners rushing attack to average 177.1 yards per game, while the offense averaged 30.3 points, the 19th-best mark in the country.

### PERSONAL

Honored in his hometown of Longview, Texas, with "Trent Williams Day" on May 12, 2010 to celebrate his selection in the NFL Draft... Ran a 4.88 40-yard dash at the NFL Combine and boasts a personal best time of 4.78 seconds. Attended Longview H.S., where he played with former Redskins Malcolm Kelly and Robert Henson... Was a unanimous first-team All-District selection as a senior... Earned first-team All-East Texas and second-team Texas all-state... Served as an ambassador for the American Diabetes Association in 2014 and 2015, helping raise awareness after losing his grandfather, John L. Hawkins, to type 2 diabetes as a child... Played in the Max Emfinger All-Star game... Was a second-team all-district 12-5A as a junior... Considered a three-star recruit by Rivals.com as he was rated the 28th-best offensive guard prospect in the nation and also placed 63rd on its Texas Top 100 squad... In 2014, participated in Robert Griffin III's Friday Night Lights camp for 300 boys and girls at Anacostia (D.C.) High School... Played video games online with active serving military members stationed overseas during a Redskins Salute: Pros vs. GI Joes event... Participated in Pros vs. GI Joes video game competition between Redskins players and troops stationed in Kandahar, Afghanistan in 2011... In his first season with the Redskins in 2010, participated in the Draft Day Fan Party and the Skins Santa Shoppe... Parents are Freddie and Veronica Williams... Born July 19, 1988 in Longview, Texas.

### YEAR-BY-YEAR STATS

#### GAMES/STARTS

| Year          | Team | G         | GS        |
|---------------|------|-----------|-----------|
| 2010          | Was  | 14        | 13        |
| 2011          | Was  | 10        | 10        |
| 2012          | Was  | 16        | 16        |
| 2013          | Was  | 16        | 16        |
| 2014          | Was  | 15        | 15        |
| 2015          | Was  | 14        | 14        |
| 2016          | Was  | 12        | 12        |
| <b>Career</b> |      | <b>97</b> | <b>96</b> |

#### POSTSEASON

| Year          | Team | G        | GS       |
|---------------|------|----------|----------|
| 2012          | Was  | 1        | 1        |
| 2015          | Was  | 1        | 1        |
| <b>Career</b> |      | <b>2</b> | <b>2</b> |



# **PLAYER BIOS**

---

## **PRACTICE SQUAD**



**69**

# A.J. FRANCIS

**DL****6-5 // 330****3rd NFL Season // Maryland****DOB: May 7, 1990 // Gonzaga College H.S. (Washington, D.C.)**

## MILESTONES

NFL debut: 9/27/15 (vs. BUF)

## TRANSACTIONS

Originally entered the NFL with the Miami Dolphins as a college free agent on May 3, 2013... Waived by the Dolphins on August 31, 2013... Claimed off waivers by the New England Patriots on September 1, 2013... Waived by the Patriots on September 7, 2013... Signed to the Patriots' practice squad on September 10, 2013... Signed to the Dolphins' active roster from the Patriots' practice squad on November 26, 2013... Re-signed with the Dolphins on March 7, 2015... Waived by the Dolphins on November 14, 2015... Claimed off waivers by the Seattle Seahawks on November 16, 2015... Waived by the Seahawks on November 24, 2015... Signed to the Seahawks' practice squad on November 26, 2015... Signed to the Seahawks' active roster from the practice squad on November 30, 2015... Waived by the Seahawks on May 9, 2016... Signed with the Tampa Bay Buccaneers on May 17, 2016... Waived by the Buccaneers on September 3, 2016... Signed to the Washington Redskins' practice squad on October 12, 2016... Signed to the Redskins' active roster from the practice squad on November 29, 2016... Waived by the Redskins on December 10, 2016... Signed to the Redskins' practice squad on December 13, 2016.

## YEAR-BY-YEAR

### 2016 (BUCCANEERS/REDSKINS)

Signed with the Buccaneers in May after being waived by the Seahawks during the offseason program... Waived by the Buccaneers during final cuts... Signed to the Redskins' practice squad in Week 6 and was promoted to the active roster in Week 13... Inactive at ARI (12/4).

### 2015 (DOLPHINS/SEAHAWKS)

Played in three games (one with Miami, two with Seattle), registering two tackles... Recorded one tackle vs. BUF (9/27) while with the Dolphins... Played at MIN (12/6) and tallied one tackle at BAL (12/13), both as a member of the Seahawks.

### 2014 (DOLPHINS)

Spent the season on Miami's Reserve/Injured list.

### 2013 (DOLPHINS/PATRIOTS/DOLPHINS)

Waived by the Dolphins during final cuts and was claimed by the Patriots... Re-joined the Dolphins on Nov. 26, signing to Miami's active roster from New England's practice squad.

## COLLEGE

Played at Maryland from 2009-12, starting 35-of-49 games played and recording 149 tackles (19.5 for loss), 9.5 sacks, seven passes defended, four fumble recoveries, three blocked kicks and one forced fumble... Was a three-time Academic All-ACC selection... Started all 12 games as a senior in 2012, totaling 42 tackles (8.5 for loss), five pass defended, 3.5 sacks, one fumble recovery and a blocked kick... Played in all 12 games as a junior in 2011 with four starts, tallying 31 tackles (3.0 for loss), 2.0 sacks, one fumble recovery and one pass defended... As a sophomore in 2010, started 9-of-13 games played, notching a career-high 44 tackles (7.0 for loss) and 2.5 sacks... Played in all 12 games as a redshirt freshman in 2009, starting 10, posting 31 tackles (1.5 for loss), 1.0 sack, one fumble recovery and one pass defended earning him an honorable mention freshman All-America selection from College Football News... Redshirted in 2008.

## PERSONAL

Attended Gonzaga College H.S. in Washington, D.C., where he was named to the All-Washington Catholic Athletic Conference, All-Met, and All-Pigskin Club first teams... Played in the 2007 U.S. Army All-American Bowl... Graduated with a bachelor's degree in government and politics. Earned a Master's degree in the 2016 offseason... Married to the former Tatiana Uruburo... Son of Michael and Carrie Francis... Full name: Anthony Joseph Francis... Born May 7, 1990 in Washington, D.C.

## YEAR-BY-YEAR STATS

### DEFENSE

| Year          | Team    | G        | GS       | Tack     | Solo     | Sack     | PD       | FF       | FR       |
|---------------|---------|----------|----------|----------|----------|----------|----------|----------|----------|
| 2015          | Mia/Sea | 3        | 0        | 3        | 2        | 0        | 0        | 0        | 0        |
| <b>Career</b> |         | <b>3</b> | <b>0</b> | <b>3</b> | <b>2</b> | <b>0</b> | <b>0</b> | <b>0</b> | <b>0</b> |

\*Tackle stats according to STATS, LLC

**15**

# MATT HAZEL

**WR****6-1 // 204****2nd NFL Season // Coastal Carolina****DOB: Jan. 23, 1992 // North Augusta (S.C.) H.S.**

## MILESTONES

NFL debut: 12/6/15 (vs. BAL)... First NFL start: 12/20/15 (at SD)

## TRANSACTIONS

Originally selected by the Miami Dolphins in the sixth round (190th overall) of the 2014 NFL Draft... Waived by the Dolphins on August 30, 2014... Signed to the Dolphins' practice squad on September 1, 2014... Signed to the Dolphins' active roster from the practice squad on December 20, 2014... Re-signed with the Dolphins on April 11, 2016... Waived by the Dolphins on August 27, 2016... Signed to the Buffalo Bills' practice squad on September 5, 2016... Released from the Bills' practice squad on October 4, 2016... Signed to the Washington Redskins' practice squad on October 25, 2016.

## YEAR-BY-YEAR

### 2016 (DOLPHINS/BILLS/REDSKINS)

Waived by the Dolphins in late August... Spent Weeks 1-4 on the Bills' practice squad... Signed to the Redskins' practice squad in Week 8.

### 2015 (DOLPHINS)

Played in five games with one start... Inactive for 11 contests... Made his NFL debut playing in a reserve role on offense in victory vs. BAL (12/6)... Made first career start at SD (12/20).

### 2014 (DOLPHINS)

Signed to Miami's active roster from the practice squad on Dec. 20... Inactive for the final two games of the season vs. MIN (12/21) and vs. NYJ (12/28).

## COLLEGE

Four-year letterman (2010-13) and three-year starter at Coastal Carolina... Played in 49 career games with 39 starts... Recorded career totals of 183 receptions for 2,553 yards and 28 touchdowns. Added three rushes for 20 yards and a touchdown... Started 14 games as a senior in 2013 and was a first-team All-Big South Conference selection. Recorded a school-record 70 receptions for 990 yards with nine touchdowns. Also added two carries for 25 yards and a touchdown... Started 13 games as a junior in 2012 and was named first-team All-Big South. Recorded 61 receptions for 799 yards with a long of 55 yards and eight touchdowns... Played in 11 games with nine starts as a sophomore in 2011. Named second-team All-Big South. Recorded 32 receptions for 488 yards and six touchdowns... Played in 11 games with three starts as a freshman in 2010. Recorded 20 catches for 276 yards and five touchdowns.

## PERSONAL

Attended North Augusta (S.C.) H.S., where he recorded 75 catches for 1,193 receiving yards with 18 touchdowns as a senior... Named to the 2009 Shrine Bowl squad, representing South Carolina... Born Jan. 23, 1992.

## YEAR-BY-YEAR STATS

### RECEIVING

| Year          | Team | GP       | GS       | Rec      | Yds      | Avg      | Lg       | TD       |
|---------------|------|----------|----------|----------|----------|----------|----------|----------|
| 2015          | Mia  | 5        | 1        | 0        | 0        | -        | -        | 0        |
| <b>Career</b> |      | <b>5</b> | <b>1</b> | <b>0</b> | <b>0</b> | <b>-</b> | <b>-</b> | <b>0</b> |



**40**

# RUFUS JOHNSON

**LB****6-5 // 280****2nd NFL Season // Tarleton State****DOB: Aug. 28, 1990 // H. Grady Spruce H.S. (Dallas, Texas)**

## MILESTONES

NFL debut: 9/20/15 (at BUF)

## TRANSACTIONS

Originally selected by the New Orleans Saints in the sixth round (183rd overall) of the 2013 NFL Draft... Waived by the Saints on August 31, 2013... Signed to the Saints' practice squad on September 2, 2013... Signed to the Saints' active roster on January 7, 2014... Waived by the Saints on August 26, 2014... Signed with the New England Patriots on December 31, 2014... Placed on Patriots' Reserve/Non-Football Illness list on October 28, 2015... Waived by the Patriots on September 3, 2016... Signed to the Patriots' practice squad on September 5, 2016... Released from the Patriots' practice squad on September 7, 2016... Signed to the Washington Redskins' practice squad on December 28, 2016.

## YEAR-BY-YEAR

### 2016 (PATRIOTS/REDSKINS)

Waived by New England during final cuts... Joined Redskins' practice squad in Week 17.

### 2015 (PATRIOTS)

Appeared in one game and made one tackle before being placed on the Reserve/Non-Football Illness list on Oct. 28... Inactive for five games... Made NFL debut at BUF (9/20), recording one tackle in limited action at linebacker and also contributing on special teams.

### 2014 (SAINTS)

Spent the offseason with the Saints but was waived following the preseason.

### 2013 (SAINTS)

Spent the entire regular season on the team's practice squad before being elevated to the active roster for the NFC Divisional game... Inactive in the NFC Divisional game at SEA (1/11).

## COLLEGE

Played in 20 games with 19 starts in two seasons (2011-12) at Tarleton State, finishing his career with 96 tackles (33 for loss), 15.5 sacks, three passes defended and one forced fumble... Named Lone Star Conference Defensive Lineman of the Year and also garnered first-team All-Lone Star Conference and Division II second-team All-American honors as a senior in 2012. Posted 50 tackles, 10 sacks, two passes defended and one forced fumble on the year... Earned All-Lone Star Conference honors as a junior in 2011 after starting all 11 games at defensive end and registering 46 tackles, 5.5 sacks, one pass defended and one forced fumble... Played two seasons at Kilgore (Texas) Junior College.

## PERSONAL

Attended H. Grady Spruce H.S. in Dallas, where he was named first-team All-District as a senior and second-team All-District as a junior... Four-year letterman in football... Majored in kinesiology at Tarleton State... Has three siblings, Brian, Jeremy, and Toshia... Father, Rufus, played football at Texas Tech... Born Aug. 28, 1990.

## YEAR-BY-YEAR STATS

### DEFENSE

| Year          | Team | G        | GS       | Tack     | Solo     | Sack     | INT      | PD       |
|---------------|------|----------|----------|----------|----------|----------|----------|----------|
| 2015          | NE   | 1        | 0        | 1        | 1        | 0        | 0        | 0        |
| <b>Career</b> |      | <b>1</b> | <b>0</b> | <b>1</b> | <b>1</b> | <b>0</b> | <b>0</b> | <b>0</b> |

\*Tackle stats according to STATS, LLC

**95**

# JOEY MBUA

**DL****6-3 // 310****2nd NFL Season // Houston****DOB: March 28, 1993 // Foster H.S. (Richmond, Texas)**

## MILESTONES

NFL debut: 12/13/15 (at CAR)

## TRANSACTIONS

Originally entered the NFL with the Atlanta Falcons as a college free agent on May 6, 2015... Waived by the Falcons on September 5, 2015... Signed to the Falcons' practice squad on September 8, 2015... Signed to the Falcons' active roster from their practice squad on December 11, 2015... Waived by the Falcons on September 3, 2016... Signed to the Falcons' practice squad on September 4, 2016... Released from the Falcons' practice squad on September 7, 2016... Signed to the Washington Redskins' practice squad on October 11, 2016.

## YEAR-BY-YEAR

### 2016 (FALCONS/REDSKINS)

Waived during final cuts and re-signed to Falcons' practice squad a day later but was released from the Falcons' practice squad on Sept. 7... Signed to the Redskins' practice squad in Week 6.

### 2015 (FALCONS)

Spent the majority of the season on the team's practice squad after being waived during final cuts... Signed to Falcons' active roster on Dec. 11... Made NFL debut at CAR (12/13), contributing two tackles (one solo)... Also appeared in season finale vs. NO (1/3), adding two tackles.

## COLLEGE

Played at Houston from 2011-14, appearing in 50 games for the Cougars with 34 starts... Posted 92 career tackles (38 solo), 10.5 tackles for loss, four sacks and two interceptions... First-team All-AAC selection as a team captain in 2014, starting all 13 games at defensive tackle and tallying 32 tackles, 4.5 for loss, 2.5 sacks and one interception... Started all 13 games in 2013, leading all defensive tackles for the second straight year with 29 stops and adding three pass breakups... Started eight games at defensive tackle while playing in all 12 in 2012, posting 27 tackles, a sack and an interception... Played in 12 games as a true freshman in 2011.

## PERSONAL

Attended Foster H.S. in Richmond, Texas, where he received first-team all-area honors in both 2009 and 2010 and second-team accolades in 2008... Had 67 tackles, two sacks and two blocked field goals as a senior... Three-time All-District performer and three-year starter on both the offensive and defensive lines... Was also a member of the track team in discus and shot put, winning the discus district championship in 2010 and advancing to the regional championship... Majored in kinesiology... Son of Charles Nzams and Helen Nso... Father, Charles, is a FIFA soccer scout... Last name pronounced "Emm-Boo"... Born March 28, 1993.

## YEAR-BY-YEAR STATS

### DEFENSE

| Year   | Team | G | GS | Tack | Solo | Sack | PD | FF | FR |
|--------|------|---|----|------|------|------|----|----|----|
| 2015   | Atl  | 2 | 0  | 4    | 1    | 0    | 0  | 0  | 0  |
| Career |      | 2 | 0  | 4    | 1    | 0    | 7  | 0  | 0  |

\*Tackle stats according to STATS, LLC

**62**

# RONALD PATRICK

**OL****6-1 // 310****1st NFL Season // South Carolina****DOB: Nov. 1, 1991 // Cocoa (Fla.) H.S.**

## TRANSACTIONS

Originally entered the NFL with the Dallas Cowboys as a college free agent on May 12, 2014... Released by the Cowboys on August 30, 2014... Signed to the Cowboys practice squad on August 31, 2014... Released from the Cowboys' practice squad on September 30, 2014... Signed to the Pittsburgh Steelers' practice squad on December 17, 2014... Signed with the Carolina Panthers on May 11, 2015... Waived by the Panthers on June 17, 2015... Signed with the Cowboys on July 28, 2015... Waived by the Cowboys on September 5, 2015... Signed to the Cowboys' practice squad on September 16, 2015... Released from the Cowboys' practice squad on September 29, 2015... Signed to the Cleveland Browns' practice squad on October 3, 2015... Released from the Browns' practice squad on December 1, 2015... Signed to the Buffalo Bills' practice squad on December 9, 2015... Re-signed with the Bills on January 5, 2016... Waived by the Bills on May 2, 2016... Signed with the Tennessee Titans on July 29, 2016... Waived by the Titans on September 2, 2016... Signed to the Titans' practice squad on September 5, 2016... Released from the Titans' practice squad on September 13, 2016... Signed to the Washington Redskins' practice squad on September 21, 2016.

## YEAR-BY-YEAR

### 2016 (BILLS/TITANS/REDSKINS)

Waived by the Bills in May... Signed with the Titans during training camp but was waived during final cuts... Spent a week on the Titans' practice squad... Signed to the Redskins' practice squad in Week 3.

### 2015 (PANTHERS/COWBOYS/BROWNS/BILLS)

Spent a month with the Panthers in the offseason... Joined the Cowboys early in training camp... Completed stints on the practice squads of the Cowboys, Browns and Bills during the season.

### 2014 (COWBOYS/STEELERS)

Waived by the Cowboys during final cuts... Spent a month on the Cowboys' practice squad early in the season... Signed to the Steelers' practice squad on Dec. 17.

## COLLEGE

Played collegiately at South Carolina from 2010-13, appearing in 38 games with 25 starts... Was a second-year starter at right guard as a senior, starting all 12 games in which he played... Moved into the starting lineup for the first time in his career as a junior and started 13 games at right guard, joining senior center T.J. Johnson as the only two offensive linemen to start every game... As a sophomore, moved back to guard in the spring after spending the 2010 season as the backup center. Played in 10-of-13 games... Saw limited action as a reserve offensive lineman as a freshman, playing in three contests.

## PERSONAL

Attended Cocoa (Fla.) H.S., where he was a three-year starter at guard... Helped his team to a 14-0 record and the 3A title as a senior and earned All-Space Coast first-team honors and was named first-team all-state by SunStateFootball.com... As a junior, helped his team to the 3A state title and a 14-1 season and was named to the first-team All-Space Coast and was a third-team all-state selection... Rated as the nation's 48th-best offensive guard by Scout.com and as the nation's 136th-ranked offensive guard by ESPN.com... Was on the school's basketball squad that went 30-3 and claimed the 4A state title as a junior... Earned degree in criminal justice from South Carolina... Born Nov. 1, 1991.

**46**

# SHAK RANDOLPH

**DB****6-3 // 213**  
**Rookie // SMU****DOB: Feb. 14, 1994 // Midway H.S. (Waco, Texas)**

## TRANSACTIONS

Originally entered the NFL with the Kansas City Chiefs on May 6, 2016... Waived by the Chiefs on September 3, 2016... Signed to the Chiefs' practice squad on September 5, 2016... Released from the Chiefs' practice squad on September 6, 2016... Signed to the Washington Redskins' practice squad on December 13, 2016.

## YEAR-BY-YEAR

### 2016 (CHIEFS/REDSKINS)

Spent the offseason with the Chiefs as a college free agent... Waived on Sept. 3... Signed to the practice squad on Sept. 5 but was released a day later... Joined the Redskins' practice squad in Week 15.

## COLLEGE

Played in 40 games with 27 starts in four seasons at SMU. Recorded 100 tackles and 15 passes defended as a Mustang... Compiled 39 tackles as a senior in 2015... Amassed 17 tackles and eight passes defended in 2014... Second-best season at SMU came in 2013, when he recorded 37 tackles, three passes defended and one tackle for loss... Named to the C-USA All-Freshman Team in 2012, a year in which he had 17 tackles and four passes defended as well as two fumble recoveries.

## PERSONAL

Attended Midway H.S. in Waco, Texas, where he earned all-state honorable mention as a senior... Notched 71 tackles, two interceptions and two forced fumbles as a senior... A two-time All-District pick... Team captain... Named a three-star recruit by three different publications coming out of high school... Two-time Academic All-State selection... A two-year basketball letterwinner and three-year track letterman... Three-time Regional qualifier in the triple jump and 2011 UIL State Bronze Medalist in the triple jump... Born Feb. 14, 1994.

**83**

# WES SAXTON

**TE****6-4 // 235****1st NFL Season // South Alabama****DOB: Aug. 13, 1993 // Hueytown (Ala.) H.S.**

## MILESTONES

NFL debut: 10/4/15 (at MIA)

## TRANSACTIONS

Originally entered the NFL with the New York Jets as a college free agent on May 8, 2015... Waived by the Jets on September 5, 2015... Signed to the Jets' practice squad on September 6, 2015... Signed to the Jets' active roster on October 2, 2015... Waived by the Jets on October 12, 2015... Signed to the Jets' practice squad on October 14, 2015... Waived by the Jets on September 3, 2016... Signed to the Washington Redskins' practice squad on September 5, 2016.

## YEAR-BY-YEAR

### 2016 (JETS/REDSKINS)

Spent the offseason with the Jets but was waived during final cuts... Signed to the Redskins' practice squad prior to Week 1.

### 2015 (JETS)

Signed to the Jets' practice squad after final cuts... Signed to the active roster on Oct. 2 and made his NFL debut at MIA (10/4)... Waived on Oct. 12 and spent the rest of the season on the team's practice squad.

## COLLEGE

Finished his collegiate career at South Alabama after playing at Itawamba (Miss.) Community College... Caught 20 passes for 155 yards in 12 games as a senior in 2014... Named first-team All-Sun Belt Conference as a junior in 2013. Started all 12 games, tying for the team lead with 50 catches while recording 635 yards, both career highs... Played all 12 games with six starts as a sophomore in 2012. Led Jaguar tight ends with 26 receptions, ranking fifth on the team overall, and gained 336 receiving yards... In his only season at Itawamba, caught 10 passes for 137 yards and a touchdown to earn second-team Mississippi Association of Community and Junior Colleges (MACJC) all-state honors.

## PERSONAL

Attended Hueytown (Ala.) H.S., where he helped the Golden Gophers to the quarterfinals of the state 5A playoffs en route to a 10-2 finish... Majored in interdisciplinary studies... Son of William Sr. and Aretha Saxton... Cousin of former Alabama running back Tony Nathan, who played with the Miami Dolphins from 1979-87... Born Aug. 13, 1993, in Birmingham, Ala.

## YEAR-BY-YEAR STATS

### RECEIVING

| Year          | Team | GP       | GS       | Rec      | Yds      | Avg      | Lg       | TD       |
|---------------|------|----------|----------|----------|----------|----------|----------|----------|
| 2015          | NYJ  | 1        | 0        | 0        | 0        | -        | -        | 0        |
| <b>Career</b> |      | <b>1</b> | <b>0</b> | <b>0</b> | <b>0</b> | <b>-</b> | <b>-</b> | <b>0</b> |

**37**

# TYE SMITH

**CB****6-0 // 195**  
**2nd NFL Season // Towson****DOB: May 3, 1993 // Wakefield H.S. (Raleigh, N.C.)**

## MILESTONES

NFL debut: 9/27/15 (vs. CHI)

## TRANSACTIONS

Originally selected by the Seattle Seahawks in the fifth round (170th overall) of the 2015 NFL Draft... Waived by the Seahawks on September 3, 2016... Signed to the Seahawks' practice squad on September 8, 2016... Released from the Seahawks' practice squad on September 20, 2016... Signed to the Washington Redskins' practice squad on September 27, 2016.

## YEAR-BY-YEAR

### 2016 (SEAHAWKS/REDSKINS)

Spent the offseason with the Seahawks but was waived during final cuts... Spent two weeks on the Seahawks' practice squad... Joined the Redskins' practice squad in Week 4.

### 2015 (SEAHAWKS)

Played in four games in his rookie season... Made NFL debut in Week 3 vs. CHI (9/27)... Also saw time vs. DET (10/5), vs. CLE (12/20) and vs. STL (12/27).

## COLLEGE

Played collegiately at Towson from 2011-14, starting 42 of the 50 career games in which he played... Recorded 312 tackles, fifth most in school history. Also recorded five interceptions, including one returned for a touchdown, along with 28 pass break-ups, four sacks, five forced fumbles and two fumble recoveries... Started all 12 games as a senior, recording 85 tackles and earning first-team All-CAA and AP FCS All-American honors... Named second-team All-CAA as a junior, starting 15-of-16 games and recording 103 tackles, one sack, two interceptions, 12 pass breakups, two forced fumbles and one fumble recovery... Started all 11 games as a sophomore and was named third-team All-CAA with 75 tackles and an interception... Appeared in 11 games as a freshman and started in four games.

## PERSONAL

Attended Wakefield H.S. in Raleigh, N.C., where he helped the Wolverines post a 10-3 record and reach the second round of the playoffs as a senior... Played wide receiver and cornerback and served as a kick returner, earning first-team All-Cap 8 honors... Made 88 tackles with four interceptions in 2010. Also broke up eight passes and made three tackles for loss... Caught 16 passes for 307 yards and three touchdowns. Accumulated 515 yards as kick and punt return specialist... Majored in sports management... Son of Willie Frederick and Keyya Frederick. Has one brother and two sisters... Born on May 3, 1993.

## YEAR-BY-YEAR STATS

### DEFENSE

| Year          | Team | G        | GS       | Tack     | Solo     | Sack     | INT      | PD       |
|---------------|------|----------|----------|----------|----------|----------|----------|----------|
| 2015          | Sea  | 4        | 0        | 0        | 0        | 0        | 0        | 0        |
| <b>Career</b> |      | <b>4</b> | <b>0</b> | <b>0</b> | <b>0</b> | <b>0</b> | <b>0</b> | <b>0</b> |

\*Tackle stats according to STATS, LLC

**87**

# KENDAL THOMPSON

**WR****6-2 // 192**  
**Rookie // Utah****DOB: May 14, 1992 // Southmoore H.S. (Oklahoma City, Okla.)**

## TRANSACTIONS

Originally entered the NFL with the Washington Redskins as a college free agent on July 27, 2016... Waived on September 3, 2016... Signed to the Redskins' practice squad on September 4, 2016.

## COLLEGE

Played collegiately at Utah (2014-15) and Oklahoma (2011-13), appearing in 13 career games primarily as a quarterback at the two schools.. Played three games at quarterback and lined up at receiver in the Las Vegas Bowl as a senior at Utah in 2015. Went 28-of-36 passing for a 132.7 passing efficiency with one touchdown in addition to adding 19 rushes for 55 yards and two touchdowns... Played in seven games with two starts at Utah in 2014 before a season-ending injury. Completed 32-of-52 pass attempts for 324 yards and two touchdowns while also rushing 56 times for 192 yards and one touchdown... Spent first three seasons at Oklahoma. Played in two games for Oklahoma in 2013 after returning from a preseason foot injury, completing 4-of-13 passes for 64 yards and a touchdown... Did not play in 2012 and red-shirted in 2011.

## PERSONAL

Attended Southmoore H.S. in Oklahoma City, Okla., where he earned Under Armour All-American honors... Earned the 2011 Franklin D. Watkins Memorial Trophy Award, recognizing outstanding achievement in athletics, scholastics and community service by an African-American male high school senior... Limited by injury to three games as a senior... Threw for 2,793 yards (166-of-259) and 29 touchdowns as a junior in 2009. Also rushed for 466 yards and 10 touchdowns (134 carries) as a junior... Second-team all-state honoree by The Oklahoman... Rated the No. 3 player in Oklahoma by Rivals.com and the No. 21 quarterback in the country... Attended the Elite 11 Quarterback Camp and won the award for Best Attitude... Received bachelor's degree in communications from Oklahoma in 2014 and a second degree in educational psychology from Utah in December 2015... Son of Charles and Kori Thompson. Father played quarterback at Oklahoma from 1987-88... Member of the Kiowa Tribe of Oklahoma (mother, Kori, is half-Kiowa)... Born May 14, 1992.

**63**

# ISAIAH WILLIAMS

**T****6-3 // 295**  
**Rookie // Akron****DOB: May 5, 1993 // John Adams H.S. (Cleveland, Ohio)**

## TRANSACTIONS

Originally entered the NFL with the Washington Redskins as a college free agent on August 3, 2016... Waived on September 3, 2016... Signed to the Redskins' practice squad on September 4, 2016.

## COLLEGE

Played collegiately at Akron from 2011-15, appearing in 45 career games for the Zips... Appeared in 10 games on the offensive line as a senior in 2015, helping the offense average 164.2 rushing yards per game... Played in 12 contests on the offensive line as a junior in 2014... Played in one game in 2013 before taking a redshirt. Spent the year transitioning from the defensive line to the offensive line... Appeared in 11 games as a defensive lineman as a sophomore in 2012. Recorded 13 tackles... Played in 11 games on the defensive line as a freshman in 2011 and was credited with 13 tackles.

## PERSONAL

Attended John Adams H.S. in Cleveland, where he was a three-year starter and an all-state team selection... As a senior, posted 30 tackles (18 solo), seven tackles for loss and five sacks... Named to the East-West All Star Game... Also participated in basketball and track... Son of Michael Williams and Peppi Johnson. Has two siblings, Aiesha and Rajah... Born May 5, 1993.





# **PLAYER BIOS**

---

**RESERVE/INJURED**



**96**

# HOUSTON BATES

**LB****6-3 // 252****2nd NFL Season // Louisiana Tech****DOB: Dec. 20, 1991 // St. Paul's H.S. (Covington, La.)**

## MILESTONES

NFL debut: 9/13/15 (vs. MIA)

## TRANSACTIONS

Originally entered the NFL with the Washington Redskins as a college free agent on May 18, 2015... Waived on September 5, 2015... Signed to the Redskins' practice squad on September 6, 2015... Signed to the Redskins' active roster from the practice squad on September 12, 2015... Waived on September 14, 2015... Signed to the Redskins' practice squad on September 15, 2015... Signed to Redskins' active roster from the practice squad on November 7, 2015.

## PRO

Made NFL debut in 2015 after earning his way onto the team during a tryout in rookie minicamp... Enters 2016 credited by STATS, LLC with four career tackles (all solo) in 10 games.

## YEAR-BY-YEAR

### 2016 (REDSKINS)

Played in 14 games prior to missing the final two while on the Reserve/Injured list... Contributed on defense and special teams in Weeks 1-3... Posted an assisted tackle in a win vs. CLE (10/2)... Played on special teams in wins at BAL (10/9) and vs. PHI (10/16)... Contributed on special teams at DET (10/23)... Played on defense and special teams in a tie against CIN (10/30) in London... Contributed on special teams in a win vs. MIN (11/13)... Played on defense and special teams and one play as a fullback in a win vs. GB (11/20)... Contributed on special teams and played one snap at fullback at DAL (11/24)... Played on special teams plus one snap on defense and two snaps at fullback at ARI (12/4)... Played in all three phases in a win at PHI (12/11)... Exited early with a knee injury vs. CAR (12/19)... Placed on Reserve/Injured list on Dec. 20.

### 2015 (REDSKINS)

Rookie minicamp tryout signing who appeared in 10 regular season games and one postseason game as a rookie, making four tackles... Signed to active roster from practice squad one day prior to season opener... Made NFL debut in Week 1 vs. MIA (9/13)... Spent Weeks 2-8 on the team's practice squad... Contributed on special teams at NE (11/8)... Played on defense and special teams in a win vs. NO (11/15)... Recorded a solo tackle and was credited with an intentional safety by the Panthers at CAR (11/22)... Contributed on special teams in a win vs. NYG (11/29)... Posted a solo tackle for loss vs. DAL (12/7)... Played on special teams in a win at CHI (12/13)... Contributed on defense and special teams in a win vs. BUF (12/20) and the division-clinching win at PHI (12/26)... Made a solo tackle in regular season finale at DAL (1/3)... Played on special teams in NFC Wild Card Round vs. GB (1/10).

## COLLEGE

Played collegiately at Illinois from 2010-13 before transferring to Louisiana Tech for the 2014 season... Started all 14 games as a defensive end at Louisiana Tech in 2014, finishing with 42 tackles (16 for loss) with 10 sacks, 13 hurries, two pass deflections, one forced fumble, one fumble recovery and one interception. Named Most Valuable Player in the Zaxby's Heart of Dallas Bowl after collecting 4.5 sacks and 5.5 tackles for loss against his former Illinois team... Was an Honorable Mention All-Big Ten selection at Illinois in 2013 after starting all 12 games and collecting 40 tackles (12 for loss) with 3.5 sacks, five hurries, two pass breakups, two forced fumbles, two fumble recoveries and a safety... Played in 10 games with two starts for Illinois in 2012, collecting 18 tackles, one forced fumble and one fumble recovery... Played in 13 games with two starts as a redshirt freshman in 2011. Collected 23 tackles (two for a loss) with a sack... Redshirted at Illinois in 2010.

## PERSONAL

Attended St. Paul's H.S. in Covington, La., where he was named LHSAA 5A Defensive Player of the Year, All-State and New Orleans All-Metro in 2009... Led team to 10-2 record and a district title that season, racking up 12 sacks and 16 tackles for loss as a senior defensive end... Was rated a three-star prospect by both Rivals.com and Scout.com, and an All-region selection by Rivals.com... Also played baseball and ran track in high school... Received bachelor's degree in community health from Illinois before transferring to Louisiana Tech... Earned master's degree in Psychology from Louisiana Tech... Was a two-time Academic All-Big Ten Selection... Full name: William Houston Bates... Son of John and Fran Heaton... Born Dec. 20, 1991.

## COMMUNITY

Quickly became active in the D.C. area as a rookie in 2015... Paid tribute to active duty members as well as veterans of the armed forces while touring Quantico Marine Base in Prince William County, Va... Played alongside fans at the Inaugural Redskins Golf Classic... Visited active-duty service members and Wounded Warriors at the USD Warrior and Family Center in Bethesda, Md., for the second annual Military Appreciation BBQ... Assembled care packages for domestic violence victims at the Fear 2 Freedom event at Redskins Park... Waited tables to raise money for Ryan Kerrigan's Blitz for the Better foundation... Presented the Play 60 Hometown Grant to Francis Key Scott Middle School in Springfield, Va... Participated in the All-Star Survivors Celebration with 31 breast cancer survivors in October... Gave advice to high school football players at the 4th & Life forum... Distributed hats and coats as part of the Share the Warmth event presented by Macy's... Welcomed 1,100 children into the Redskins locker room at FedExField to meet Santa and take home toys for Christmas at Skins Santa Shoppe.



**72**

# KEVIN BOWEN

**T****6-9 // 335****Rookie // East Central (Okla.)****DOB: July 3, 1993 // Helix Charter H.S. (La Mesa, Calif.)**

## TRANSACTIONS

Originally entered the NFL with the Washington Redskins as a college free agent on May 6, 2016.

## PRO

### **2016 (REDSKINS)**

Waived with an injured designation on Aug. 18 and spent the season on the team's Reserve/Injured list.

## COLLEGE

Played collegiately at East Central University in Oklahoma in 2014-15 after spending his first two seasons at Southwestern College... Started all 11 games in 2015, helping the Tigers to average 449.3 yards of offense per game... Played in seven games, starting three, in 2014. Part of offensive line that helped propel the Tigers to 156.2 rushing yards per game... Spent his first two seasons at Southwestern College in Chula Vista, Calif., helping the team to a 19-3 record during his two-year tenure... Played left tackle and did not give up a sack in two seasons with the Jags, earning first-team all-conference honors as a sophomore.

## PERSONAL

Attended Helix Charter H.S. in La Mesa, Calif... Born July 3, 1993.

**53**

# STEVEN DANIELS

**LB**

5-11 // 245

Rookie // Boston College

DOB: Dec. 12, 1992 // St. Xavier H.S. (Cincinnati, Ohio)

## TRANSACTIONS

Originally selected by the Washington Redskins in the seventh round (232nd overall) of the 2016 NFL Draft.

## PRO

### 2016 (REDSKINS)

Waived with an injured designation on Aug. 8 and spent the season on the team's Reserve/Injured list.

## COLLEGE

Played collegiately at Boston College from 2012-15, appearing in 47 games for the Eagles. Compiled 267 tackles (165 solo, 30.0 for loss), 10.5 sacks, eight passes defensed, three interceptions, three fumble recoveries and a forced fumble in his career... Was a three-year starter who earned the George H. "Bulger" Lowe Award given to the most outstanding football player in New England by the Greater Boston Gridiron Club... Started all 12 games as a senior in 2015 and was named All-ACC first-team by the league's head coaches. Led the Eagles in total tackles (82) and guided the unit to a No. 1 ranking in total defense in the nation (254.3 yards per game)... Played 13 games with nine starts in 2014, posting 72 tackles (44 solo tackles, 7.0 for loss) and 1.5 sacks... Started all 13 games as a sophomore in 2013, finishing the season ranked third on the team with 88 tackles (54 solo, 6.5 for loss) including 3.0 sacks. Also recorded the first interception of his career against New Mexico State... Competed in 10 games as a freshman in 2012.

## PERSONAL

Attended St. Xavier H.S. in Cincinnati, Ohio, prior to spending the 2011 season playing for the Worcester (Mass.) Academy Hilltoppers... Earned All-Ohio Division I first-team honors and All-Southwest District first-team honors as a senior linebacker at St. Xavier... Captured All-Greater Catholic League South Co-Player of the Year honors... Registered 34 tackles for loss, including 18 sacks, in 2010... Made 82 stops, including 14 tackles for loss with seven sacks as a junior... Also played on the school's basketball team... Majored in communications... Son of Minerva and Steven Daniels and has two brothers and two sisters... Full name: Steven Wayne Daniels... Born Dec. 12, 1992.

**17**

# REGGIE DIGGS

**WR****6-4 // 215**  
**Rookie // Richmond****DOB: May 8, 1993 // Surry County H.S. (Dendron, Va.)**

## TRANSACTIONS

Originally entered the NFL with the Washington Redskins as a college free agent on May 6, 2016.

## YEAR-BY-YEAR

### 2016 (REDSKINS)

Waived with an injured designation on Aug. 30 and spent the season on the team's Reserve/Injured list.

## COLLEGE

Played collegiately at Richmond from 2012-15, playing in 50 career games for the Spiders... Tallied 191 career receptions for 2,542 receiving yards with 13 touchdowns... As a senior captain in 2015, caught 66 passes for 901 yards with five touchdowns in 14 games, earning first-team All-CAA honors... Appeared in all 14 games with 10 starts as a junior in 2014, leading the team with 85 receptions, 1,157 receiving yards and seven touchdown catches. His reception and receiving yardage totals ranked second and third in school history, respectively. Secured second-team All-CAA honors... Played in 12 games with two starts as a sophomore in 2013, finishing the season with 380 yards and a touchdown on 30 receptions... Appeared in 10 games as a true freshman in 2012, totaling 10 receptions for 104 yards.

## PERSONAL

Attended Surry County H.S. in Dendron, Va., where he was a first-team All-District selection as both a wide receiver and a defensive back... Named second-team all-region at wide receiver... Also lettered in basketball and track and field... Earned all-district and all-region honors in basketball and was named the regional tournament player of the year... Won district title in the long jump... Son of Reginald Diggs Sr. and Diane Parker... Born May 8, 1993.

**18**

# JOSH DOCTSON

**WR****6-2 // 206****Rookie // TCU****DOB: Dec. 3, 1992 // Legacy H.S. (Mansfield, Texas)**

## MILESTONES

NFL debut: 9/12/16 (vs. PIT)... First reception: 9/12/16 (vs. PIT, nine yards from Kirk Cousins)

## TRANSACTIONS

Originally selected by the Washington Redskins in the first round (22nd overall) of the 2016 NFL Draft.

## YEAR-BY-YEAR

### 2016 (REDSKINS)

Limited by injury to two games in his rookie campaign, catching two passes for 66 yards... Made NFL debut vs. PIT (9/12), recording a nine-yard catch... Caught a 57-yard pass vs. DAL (9/18), the longest reception by a Redskins rookie wide receiver since Rod Gardner's 57-yard reception on Dec. 16, 2001... Inactive in Weeks 3-6... Placed on Reserve/Injured list on Oct. 21.

## COLLEGE

Played collegiately at TCU from 2013-15 after spending his freshman season at Wyoming in 2011... Recorded 215 career receptions for 3,178 receiving yards with 34 touchdowns in 47 games with the two schools... Finished TCU career with school records in receiving yards (2,785) and touchdown catches (29), and his 180 receptions ranked one shy of the school mark... Caught school-record 79 passes for 1,327 yards in 2015, including a school-record 14 touchdown receptions. Was a consensus First-Team All-American and Biletnikoff Award finalist... As a junior in 2014, was a second-team All-Big 12 selection as he set then-single-season records for receiving yards (1,018) and touchdown catches (11)... Tied for the TCU lead with 36 receptions as a sophomore in 2013, topping the Horned Frogs with 440 receiving yards... Sat out 2012 season, per NCAA transfer rules, prior to walking on at TCU... Posted 35 receptions for 393 yards with five touchdowns as a freshman at Wyoming in 2011.

## PERSONAL

Attended Legacy H.S. in Mansfield, Texas, where he earned first-team All-District 5-5A honors as a senior captain... Caught 40 passes for 604 yards and was selected Legacy's Most Valuable Player as a senior. Also earned academic all-district honors as a senior... Rated as a three-star recruit by Rivals.com... Was a three-year letterman in both football and basketball... Son of Tracy Syler-Jones and Michael Jones. Mother ran track at American River College... Has one older brother, Jeremiah, and two sisters, Iman and Ebony... Born Dec. 3, 1992.

## YEAR-BY-YEAR STATS

### RECEIVING

| Year          | Team | GP       | GS       | Rec      | Yds       | Avg       | Lg        | TD       |
|---------------|------|----------|----------|----------|-----------|-----------|-----------|----------|
| 2016          | Was  | 2        | 0        | 2        | 66        | 33        | 57        | 0        |
| <b>Career</b> |      | <b>2</b> | <b>0</b> | <b>2</b> | <b>66</b> | <b>33</b> | <b>57</b> | <b>0</b> |

### RUSHING

| Year          | Team | GP       | GS       | Att      | Yds      | Avg      | Lg       | TD       |
|---------------|------|----------|----------|----------|----------|----------|----------|----------|
| 2016          | Was  | 2        | 0        | 0        | 0        | 0        | 0        | 0        |
| <b>Career</b> |      | <b>2</b> | <b>0</b> | <b>0</b> | <b>0</b> | <b>-</b> | <b>-</b> | <b>0</b> |

**64**

# KEDRIC GOLSTON

**NT****6-4 // 330****11th NFL Season // Georgia****DOB: May 30, 1983 // Sandy Creek H.S. [Tyrone, Ga.]**

## MILESTONES

NFL debut: 9/11/06 (vs. MIN)... First sack: 10/15/06 (vs. TEN, Vince Young)... First FF: 10/11/09 (at CAR, DeAngelo Williams)... First FR: 9/24/06 (at HOU, David Carr)

## TRANSACTIONS

Originally selected by the Washington Redskins in the sixth round (196th overall) of the 2006 NFL Draft... Re-signed by the Redskins on August 4, 2011... Re-signed by the Redskins as an unrestricted free agent on March 13, 2013... Re-signed by the Redskins on March 9, 2016.

## PRO

Enters 2016 having played in 140 career regular season games with 51 starts... Credited by STATS, LLC with 221 career tackles (134 solo), 7.0 sacks, two forced fumbles and two fumble recoveries through the 2015 season... Blocked an extra point against Arizona on Oct. 21, 2007, the first since Wilber Marshall against San Francisco on Nov. 20, 1988... Blocked a field goal against Chicago on Dec. 6, 2007, the first by a Redskin since Troy Vincent against Dallas on Nov. 5, 2006.

## YEAR-BY-YEAR

### 2016 (REDSKINS)

Started twice and recorded two solo tackles prior to suffering a season-ending injury... Started at nose tackle and added two solo tackles vs. PIT (9/12)... Exited vs. DAL (9/18) with a hamstring injury during the first series of the game... Placed on Reserve/Injured list on Sept. 19.

### 2015 (REDSKINS)

Played in 15 regular season games, making 10 assisted tackles. Also played in one postseason contest... Contributed on defense and special teams vs. MIA (9/13), vs. STL (9/20) and at NYG (9/24)... Inactive vs. PHI (10/4)... Contributed on defense and special teams at ATL (10/11)... Made four assisted tackles at NYJ (10/18)... Played on defense and special teams in the largest comeback win (24 points) in team history vs. TB (10/25)... Contributed two tackles at NE (11/8)... Made two assisted tackles in a win vs. NO (11/15)... Played on defense and special teams at CAR (11/22), vs. NYG (11/29), vs. DAL (12/7), at CHI (12/13), vs. BUF (12/20) and at PHI (12/26)... Added an assisted tackle in regular season finale at DAL (1/3)... Played on defense and special teams in NFC Wild Card Round vs. GB (1/10).

### 2014 (REDSKINS)

Appeared in 11 games in his ninth NFL season, making seven solo tackles... Added one solo tackle at HOU (9/7)... Inactive vs. JAX (9/14), at PHI (9/21) and vs. NYG (9/25)... Played on defense and special teams vs. SEA (10/6), at ARI (10/12) and vs. TEN (10/19)... Contributed a solo tackle in an overtime win at DAL (10/27)... Played on defense and special teams at MIN (11/2), vs. TB (11/16), at SF (11/23) and at IND (11/30)... Inactive vs. STL (12/7)... Made two solo tackles at NYG (12/14)... Registered one solo tackle vs. PHI (12/20)... Made two solo tackles vs. DAL (12/28).

### 2013 (REDSKINS)

Had two tackles (one solo) vs. PHI (9/9)... Started at GB (9/15)

and had two tackles (one solo)... Started vs. DET (9/22) and made two tackles... Started and added four tackles (three solo) at OAK (9/29)... Started and added two tackles (one solo) at DAL (10/13)... Started in win vs. CHI (10/20)... Had two tackles (one solo) at DEN (10/27)... Added an assisted tackle vs. SD (11/3)... Played on defense and special teams at MIN (11/7) and at PHI (11/17)... Started and recorded an assisted tackle vs. SF (11/25)... Started vs. NYG (12/1)... Started and had an assisted tackle vs. KC (12/8)... Contributed a solo tackle at ATL (12/15)... Made two tackles (one solo) vs. DAL (12/22)... Added a solo tackle at NYG (12/29).

### 2012 (REDSKINS)

Veteran played in all 16 regular season games and supplemented his special teams play with 27 tackles (15 solo) as credited by coaches... Saw action in the team's season-opening win at NO (9/9)... Played on defense and special teams at STL (9/16), vs. CIN (9/23) and at TB (9/30)... Had one tackle in reserve duty vs. ATL (10/7)... Had a quarterback pressure vs. MIN (10/14)... Had one tackle as a reserve at NYG (10/21)... Saw action on defense and special teams at PIT (10/28)... Had one tackle in reserve action vs. CAR (11/4)... Had four tackles (three solo) in a win vs. PHI (11/18)... Saw action on defense and special teams in a Thanksgiving Day win at DAL (11/22)... In a win vs. NYG (12/3) on Monday Night Football, had four tackles (two solo) in reserve duty... Had two tackles (one solo) in a win vs. BAL (12/9)... Saw action on defense and special teams in wins at CLE (12/16) and at PHI (12/23)... Had two assisted tackles in a division-clinching win vs. DAL (12/30)... Added two assisted tackles in the NFC Wild Card Round vs. SEA (1/6).

### 2011 (REDSKINS)

Played in nine games, recording 16 tackles (eight solo), 1.5 sacks and a forced fumble... Saw action and recorded two tackles (one solo) vs. NYG (9/11)... Saw action vs. ARI (9/18)... Saw action at DAL (9/26) and recorded six tackles (four solo) and a forced fumble... Saw action at STL (10/2) and recorded one tackle (solo)... Saw action vs. PHI (10/16) and recorded three tackles (one solo) and .5 sacks... Saw action at CAR (10/23) and recorded five tackles (two solo)... Saw action at BUF (10/30) and recorded four tackles (one solo)... Saw action vs. SF (11/6) and recorded one tackle (one solo)... Saw action at MIA (11/13) and recorded two tackles (one solo)... Placed on Reserve/Injured List on Nov. 15.

### 2010 (REDSKINS)

Played in 13 games with 13 starts and was inactive at DAL (12/19)... Totaled 57 tackles (32 solo) before finishing the season on Injured Reserve... Started vs. DAL (9/12) and had four tackles (four solo)... Started vs. HOU (9/19). Totaled four tackles (three solo)... Started at STL (9/26). Registered seven tackles (four solo) and had one hit on quarterback Sam Bradford... Opened the game at PHI (10/3) and had seven tackles (three solo) and a pass defensed... Started vs. GB (10/10) and totaled six tackles (two solo). Controlled the line of scrimmage, allowing linebackers Lorenzo Alexander, London Fletcher and Brian Drakpo to combine for four sacks... Opened the game and had two tackles vs. IND (10/17)... Started at CHI (10/24). Had two tackles (one solo) and two quarterback pressures. Helped limit the Bears to just 66 rushing yards... Had two tackles (two solo) at DET (10/31)... Started vs. PHI (11/15) and had four tackles (three solo)... Had three tackles (one solo) at TEN (11/21)... Started vs. MIN (11/28). Had seven tackles (two solo)... Had five tackles (two solo) and one hit on the quarterback at NYG (12/5)... Started



# 64 | KEDRIC GOLSTON

vs. TB (12/12) and led all defensive linemen with four tackles (three solo)... Declared inactive at DAL (12/19) with groin and elbow injuries... Placed on Reserve/Injured list on Dec. 25 with an injured groin.

## **2009 (REDSKINS)**

Played in all 16 regular season games with six starts... Recorded 50 tackles (25 solo), tied his career high with two sacks, and also added his first career forced fumble... Finished second on the team behind Andre Carter with six tackles for loss... Notched four tackles (two solo), including one for a loss, and his first sack of the season at ATL (11/8)... Totaled two tackles (solo), including one for a loss, and his second sack of the season at SD (1/4).

## **2008 (REDSKINS)**

Played in 13 regular season games with 12 starts... Was inactive with an ankle injury in three contests (at NYG, 11/30; at BAL, 12/7 and vs. PHI, 12/21)... Totaled 37 tackles and a career-high two sacks... Tied his season-high with six tackles and a sack of quarterback Ben Roethlisberger vs. PIT (11/3).

## **2007 (REDSKINS)**

Played in 15 regular season games and one postseason contest; inactive against DET (10/7)... Totaled 18 tackles and one sack for the season; his sack on quarterback Eli Manning vs. NYG (9/23) was the first of his career... Blocked an extra point against ARI (10/21), the first extra point blocked by the Redskins since Wilber Marshall against San Francisco on November 20, 1988... Blocked a field goal against CHI (12/6), the first field goal blocked by the Redskins since Troy Vincent against Dallas on November 5, 2006.

## **2006 (REDSKINS)**

Played in all 16 regular season games with 13 starts... Recorded a career-best 59 tackles... Made his first professional start at DT at HOU (9/24) and recorded three tackles (one solo) and his first career fumble recovery.

## **COLLEGE**

Played in 10 games as a senior at Georgia, with nine starts after being hampered by an elbow injury... Recorded 21 tackles (13 solo), 1.5 sacks and 28 quarterback pressures, which ranked second on the team... Helped lead the defense that held LSU to 74 yards rushing in the SEC Championship Game... Winner of the 2005 Leon Farmer Strength and Conditioning Award... Recipient of the Coaches Leadership Award for defense as a junior... Suffered a broken shoulder blade during practice, which limited him to eight games during his sophomore season... A member of the Bulldogs team that won Georgia's first SEC Championship in 20 years, defeated FSU for the Nokia Sugar Bowl title and set a school record for most victories in a season (13)... Named Freshman All-America third-team and Freshman All-SEC first-team by The Sporting News... Majored in child and family development.

## **PERSONAL**

Attended Sandy Creek H.S. and is a native of Tyrone, Ga... Honored as a Parade Magazine All-American and Georgia Sports Writers Association All-American... All-time sack leader (45) at Sandy Creek... Lettered in basketball and finished second in state in wrestling his junior year... Participated in the NFL's business management and entrepreneurial programs at the Harvard Business School and the Wharton School of the University of Pennsylvania, which prepares players for their post-playing careers... Co-owns "The Studio - Mind.Body.Soul" in Ashburn, which provides Reformer Pilates and Studio Barre training for customers in

Loudoun County and beyond... Also owns "Golston Real Estate," based in nearby Sterling, Va... He and his wife, Christal, have four children: Tori, Kedric II, Kaden and Avery... Daughter, Tori, is a successful child model who has appeared in Macy's billboards in Times Square and in advertisements for Target, Toys "R" Us and Linens N Things.

## **COMMUNITY**

Has been active in the community during his time in Washington... Attended the Burgundy & Gold Youth For Tomorrow Banquet... Participated in Tyler Polumbus' Tyler's Kids Outreach Football Camp at Redskins Park... Participated in Ryan Kerrigan's first Blitz for the Better Foundation fundraising event... Contributed at the Adopt a Child Shopping Spree... Attended Darrell Green's annual Christmas With The Redskins party to benefit more than 150 underserved children during the holidays... In 2010, participated in the Ashburn Volunteer Fire Department Visit, A.C.E.S. Foundation Bowling Fundraiser, NASCAR Day at Old Dominion Speedway with Youth for Tomorrow, A.C.E.S. Foundation 'Big Play' Back-to-School Giveaway, PLAY 60 Guinness World Record Attempt and Renaldo Wynn's Adopt a Child for the Holidays. During the 2010 offseason, was awarded a grant by the NFL Youth Football Fund to help support his youth football camp... In July 2010, co-hosted "Ride to Provide," a charity bike event which helped raise money for the ACES Foundation and other children's charities... Joined the Tigerlily Foundation during the 2009 offseason to host its Annual Kickoff for Breast Cancer to raise awareness and funds to continue its mission of providing full-lifecycle assistance to young women affected by breast cancer... Joined teammates at Jason Taylor Foundation's "Cool Gear for the School Year" to assist deserving area children pick out new clothes from Old Navy in 2008... Attended the seventh annual "Dancing with the Stars" Sweetheart Ball on Valentine's Day of 2008 to help raise money for Joe Gibbs' Youth for Tomorrow Foundation.

## YEAR-BY-YEAR STATS

## DEFENSE

| Year          | Team | G          | GS        | Tack       | Solo       | Sack     | PD       | FF       | FR       |
|---------------|------|------------|-----------|------------|------------|----------|----------|----------|----------|
| 2006          | Was  | 16         | 13        | 44         | 34         | 0.5      | 3        | 0        | 1        |
| 2007          | Was  | 15         | 0         | 12         | 8          | 1        | 0        | 0        | 1        |
| 2008          | Was  | 13         | 12        | 28         | 19         | 2        | 1        | 0        | 0        |
| 2009          | Was  | 16         | 5         | 33         | 21         | 2        | 2        | 1        | 0        |
| 2010          | Was  | 13         | 13        | 34         | 19         | 0        | 1        | 0        | 0        |
| 2011          | Was  | 9          | 0         | 16         | 8          | 1.5      | 0        | 1        | 0        |
| 2012          | Was  | 16         | 0         | 16         | 8          | 0        | 0        | 0        | 0        |
| 2013          | Was  | 16         | 8         | 21         | 10         | 0        | 0        | 0        | 0        |
| 2014          | Was  | 11         | 0         | 7          | 7          | 0        | 0        | 0        | 0        |
| 2015          | Was  | 15         | 0         | 10         | 0          | 0        | 0        | 0        | 0        |
| 2016          | Was  | 2          | 2         | 2          | 2          | 0        | 0        | 0        | 0        |
| <b>Career</b> |      | <b>142</b> | <b>53</b> | <b>223</b> | <b>136</b> | <b>7</b> | <b>7</b> | <b>2</b> | <b>2</b> |

\*Tackle stats according to STATS, LLC

## POSTSEASON

| Year          | Team | G        | GS       | Tack     | Solo     | Sack     | PD       | FF       | FR       |
|---------------|------|----------|----------|----------|----------|----------|----------|----------|----------|
| 2007          | Was  | 1        | 0        | 3        | 3        | 0        | 0        | 0        | 0        |
| 2012          | Was  | 1        | 0        | 2        | 0        | 0        | 0        | 0        | 0        |
| 2015          | Was  | 1        | 0        | 0        | 0        | 0        | 0        | 0        | 0        |
| <b>Career</b> |      | <b>3</b> | <b>0</b> | <b>5</b> | <b>3</b> | <b>0</b> | <b>0</b> | <b>0</b> | <b>0</b> |

## CAREER HIGHS

## SINGLE-GAME

|                           |  |
|---------------------------|--|
| <b>Total Tackles:</b>     | 6, three times, last time at DAL (9/26/11)   |
| <b>Solo Tackles:</b>      | 5, three times, last time vs. CLE (10/19/08) |
| <b>Sacks:</b>             | 1, six times, last time at BUF (10/30/11)    |
| <b>Passes Defensed:</b>   | 1, seven times, last time at DET (10/31/10)  |
| <b>Forced Fumbles:</b>    | 1, twice, last time at DAL (9/26/11)         |
| <b>Fumble Recoveries:</b> | 1, twice, at Minnesota (12/23/07)            |

**23**

# DeANGELO HALL

**S****5-10 // 202****13th NFL Season // Virginia Tech****DOB: Nov. 19, 1983 // Deep Creek H.S. [Chesapeake, Va.]**

## HONOR ROLL

Defensive Captain (2010-11, 2014, 2016)  
 Three-time Pro Bowler (2005, 2006, 2010 seasons)  
 2011 Pro Bowl MVP

## MILESTONES

NFL debut: 10/24/04 [at KC]... Redskins debut: 11/16/08 [vs. DAL]... 100th NFL game: 12/26/10 [at JAX]... 100th NFL start: 10/16/11 [vs. PHI]... First INT: 11/28/04 [vs. NO, Aaron Brooks]... First multi-INT game: 09/17/06 [vs. TB, 2]... First four-INT game: 10/24/10 [at CHI]... 30th career INT: 10/24/10 [at CHI, Jay Cutler]... 40th career INT: 9/22/13 [vs. DET, Matthew Stafford]... First TD: 01/02/05 [at SEA, 48 yard INT return, Matt Hasselbeck]... First FF: 12/12/04 [vs. OAK, Chris Hetherington]... First FR: 10/16/05 [at NO, Antowain Smith]... First multi-FR game: 12/12/05 [vs. NO, 2]... First sack: 12/12/04 [vs. OAK, Kerry Collins]... First reception: 09/17/06 [vs. TB, no gain from Michael Vick]

## TRANSACTIONS

Originally selected by the Atlanta Falcons in the first round (eighth overall) of the 2004 NFL Draft... Traded to the Oakland Raiders on March 21, 2008... Waived by the Oakland Raiders on November 5, 2008... Signed by the Washington Redskins as a free agent on November 8, 2008... Re-signed by the Redskins on March 3, 2009... Released by the Redskins on March 11, 2013... Signed by the Redskins on April 4, 2013... Re-signed by the Redskins on February 19, 2014.

## PRO

Enters 2016 having played in 163 career regular season games, with 154 starts, and four postseason contests (all starts)... Credited by STATS, LLC with 779 career tackles (614 solo), 43 interceptions, 138 passes defended, 11 forced fumbles, 15 fumble recoveries and two sacks through the 2014 season... Was selected to the Pro Bowl with the Falcons in 2005 and 2006 and with the Redskins in 2010, earning Pro Bowl MVP honors in the game following the 2010 season... Tied an NFL record with four interceptions at Chicago in 2010... Was the first player in NFL history to record five career fumble returns for touchdowns and five career interception returns for touchdowns.

## YEAR-BY-YEAR

### 2016 (REDSKINS)

Voted as a defensive captain prior to the season... Limited by injury to three games (all starts), compiling 16 tackles (10 solo) and a pass defended... Recorded six tackles (three solo) vs. PIT (9/12)... Played in his 100th career regular season game with the Redskins vs. DAL (9/18), joining Darrell Green (295), Brig Owens (158), Pat Fischer (126), Ken Houston (112), Mark Murphy (109), Reed Doughty (107), Fred Smoot (101) and Todd Bowles (100) as the only defensive backs to play 100 regular season games for the team. Recorded five tackles (three solo) and a pass defended in the game... Registered five tackles (four solo) prior to exiting with a knee injury in a win at NYG (9/25). Placed on Reserve/Injured list on Sept. 27.

### 2015 (REDSKINS)

Appeared in 11 regular season games (eight starts) and one postseason game, transitioning from cornerback to safety in the middle of the season. Compiled 48 tackles (39 solo), a forced fumble and a fumble recovery, which he returned for a touchdown in the team's division-clinching win in Week 16... Tied for team lead with eight tackles (six solo) with a pass defended vs. MIA (9/13)... Recorded four tackles (three solo) in a win vs. STL (9/20)... Made four tackles (three solo) at NYG (9/24) before exiting with a toe injury... Inactive vs. PHI (10/4), at ATL (10/11), at NYJ (10/18), vs. TB (10/25) and at NE (11/8)... Transitioned to safety following the injury... Returned to action in a win vs. NO (11/15), recording two assisted tackles... Contributed on defense at CAR (11/22)... Started at safety and recorded four solo tackles in a win vs. NYG (11/29)... Posted four tackles (two solo) vs. DAL (12/7)... Tied for team lead with six solo tackles in a win at CHI (12/13)... Led Redskins with nine tackles (eight solo) and a pass defended in a win vs. BUF (12/20)... Posted four solo tackles, a forced fumble and a fumble recovery he returned 17 yards for a division-clinching score at PHI (12/26). Became the first player in NFL history to record at least five interception return touchdowns and five fumble return touchdowns in a career. Tied Jessie Tuggle for second-most fumble returns for touchdowns in NFL history (five)... Recorded three solo tackles in regular season finale at DAL (1/3)... Tallied six tackles (two solo) in NFC Wild Card Round vs. GB (1/10).

### 2014 (REDSKINS)

Played in three games — starting all three — before suffering a season-ending Achilles injury. Recorded 16 tackles (12 solo), a forced fumble and a fumble recovery on the season... Named by his teammates as the defensive captain prior to the season... Started and appeared in his 150th career NFL game at HOU (9/7), leading the team with eight tackles (seven solo)... Started and added three tackles (two solo) vs. JAX (9/14)... Started and recorded five tackles (three solo), one forced fumble and one fumble recovery at PHI (9/21) before exiting the game with an injured Achilles.

### 2013 (REDSKINS)

Started all 16 games for a fourth consecutive season... Credited by coaches with 106 tackles (79 solo), third-most on the team... Scored a team-record three defensive touchdowns (two via interception return, one via fumble return)... Started at cornerback vs. PHI (9/9) and had six tackles (three solo) and a fumble recovery he returned 75 yards for a touchdown. The fumble recovery touchdown was Hall's fourth of his career, the most among active NFL players and tied with four players for the third-most career fumble return touchdowns in NFL history... Started at GB (9/15) and had seven tackles (five solo) with a forced fumble... Started vs. DET (9/22) and added four tackles (three solo) and scored his second touchdown of the year on a 17-yard first quarter interception return. The pick made him the fifth active player to reach 40 career interceptions, joining Ed Reed, Charles Woodson, Champ Bailey and Asante Samuel. The interception return for touchdown was the fourth of his career, making Hall only the second player in NFL history to score at least four touchdowns by both interception return and by fumble return (Ronde Barber)... Started at OAK (9/29) and added two assisted tackles... Started at DAL (10/13), posting seven tackles (five solo) and a pass defended and helping limit Dez Bryant to only 36 receiving yards... Started vs. CHI (10/20), posting four tackles (three solo) and three passes defended... Started at DEN (10/27) and posted four solo

tackles, three passes defended and two interceptions, one of which he returned 26 yards for a touchdown. The defensive touchdown was his third of the season (two via interception return, one via fumble return), making him the first player in Redskins history to score three defensive touchdowns in a season. The pick-six was the fifth in his career, making him the sixth active player with at least five career interception returns for touchdowns (Charles Woodson, Charles Tillman, Ed Reed, Asante Samuel and Lance Briggs). The two interceptions pushed him past Vernon Dean (1982-87) and Lemar Parrish (1978-81) into the Top 10 in team history... Started and posted five tackles (three solo) vs. SD (11/3)... Started and led the Redskins with 11 tackles (seven solo) and a forced fumble at MIN (11/7)... Started and added two solo tackles at PHI (11/17)... Started vs. SF (11/25), recording a solo tackle, a pass defended and his career-high third forced fumble of the season... Started and registered seven tackles (five solo) vs. NYG (12/1)... Started and added six tackles (all solo) vs. KC (12/8)... Started and recorded four tackles (two solo) and a pass defended at ATL (12/15)... Started vs. DAL (12/22), notching four solo tackles and two passes defended, including his fourth interception... Started and made four solo tackles at NYG (12/29).

#### **2012 (REDSKINS)**

Started all 16 regular season games and finished third on the team in tackles (115, 89 solo) as credited by the coaching staff... Credited with 16 passes defended in addition to one sack, one fumble recovered and four interceptions... Started and registered two tackles (both for loss), including the first full sack of his career, dropping Drew Brees for a seven-yard loss in a season-opening win at NO (9/9)... Started at STL (9/16) and led the team with eight tackles (all solo), a pass defended and a fumble recovery — the 10th fumble recovery of his career, making him the 20th active player to reach double digits in fumble recoveries... Started and had 13 tackles (11 solo) and a pass defended vs. CIN (9/23)... Had five tackles, two passes defended and an interception as a starter at TB (9/30)... Started and registered nine tackles (five solo) vs. ATL (10/7)... Started and posted seven tackles and had a game-ending interception of QB Christian Ponder in the end zone vs. MIN (10/14)... Started and had three tackles and a pass defended at NYG (10/21)... Registered six tackles (five solo) as a starter at PIT (10/28)... Started and had three tackles and two passes defended vs. CAR (11/4)... Started and had an interception of QB Nick Foles in addition to seven tackles (six solo) in a win vs. PHI (11/18)... Started and had three tackles (two solo), two passes defended and an interception in a Thanksgiving Day win at DAL (11/22). It was Hall's second consecutive game with an interception, marking the first time he had at least one interception in consecutive games since October 2010. He also had a 43-yard outside kick return in the final minute that he downed inside the five-yard line to allow the offense to kneel out the clock... Started in a win vs. NYG (12/3) on Monday Night Football and registered four tackles (three solo)... Started and posted seven tackles (four solo) in a win vs. BAL (12/9)... Started and registered six tackles (four solo) in a win at CLE (12/16)... Started and had five solo tackles in a win at PHI (12/23)... Started and had three tackles and three passes defended and was given a game ball by NBC's Sunday Night Football for his role in a division-clinching win vs. DAL (12/30)... Started and had six tackles (two solo) in NFC Wild Card Round vs. SEA (1/6).

#### **2011 (REDSKINS)**

Named a defensive captain for the second consecutive season... Named NFC Defensive Player of the Week for his performance in Week 12... Started all 16 games... Totaled 111 tackles (75 solo), three interceptions, one forced fumble and 16 passes defended... Started vs. NYG (9/11) and recorded

eight tackles (four solo) and one pass defended... Started vs. ARI (9/18) and finished with six tackles (four solo) and one pass defended... Started at DAL (9/26) and recorded six tackles (six solo)... Started at STL (10/2) and recorded six tackles (five solo) and two passes defended... Started at left corner vs. PHI (10/16) and recorded five tackles (three solo) and one interception... Started at CAR (10/23) and recorded five tackles (four solo) and one pass defended... Started at BUF (10/30) and recorded seven tackles (six solo)... Started vs. SF (11/6) and recorded 13 tackles (eight solo) and one forced fumble... Started at MIA (11/13) and recorded eight tackles (four solo) and one pass defended... Started vs. DAL (11/20) and recorded eleven tackles (nine solo)... Started at SEA (11/27) and recorded seven tackles (two solo), seven passes defended and one interception, a performance that earned him recognition as the NFC Defensive Player of the Week... Started vs. NYJ (12/4) and recorded seven tackles (six solo) and one pass defended... Started vs. NE (12/11) and recorded nine tackles (six solo)... Started at NYG (12/18) and recorded seven tackles (five solo), two passes defended and one interception... Started vs. MIN (12/24) and recorded two tackles (two solo) and one pass defended... Started at PHI (1/1/12) and recorded three tackles (two solo) and two passes defended.

#### **2010 (REDSKINS)**

Named a defensive captain... Earned his first trip to the Pro Bowl as a member of the Redskins and won game MVP honors... Named NFC Defensive Player of the Week for his performance in Week 7... Started all 16 games and led all Redskins with six interceptions, which tied him for fifth in the NFL and tied his career high... Also finished third on the team in tackles, with 112 (79 solo)... Totaled two forced fumbles, two fumble recoveries and 16 passes defended... Finished tied for first in the NFL in takeaways (8)... Started vs. DAL (9/12) and registered 12 tackles (10 solo), including one tackle for a loss, two passes defended, one forced fumble and a fumble recovery, which he returned 32 yards for a touchdown. The fumble recovery for a touchdown, which came after he stripped the ball from running back Tashard Choice, was the first of Hall's career and also accounted for the only touchdown scored by the Redskins... Opened the game and led his position group with 13 tackles (nine solo) vs. HOU (9/19)... Started at STL (9/26) and led all Redskins cornerbacks with nine tackles (six solo)... Opened the game at PHI (10/3) and registered seven tackles (three solo), one pass defended and an interception. His interception came in the endzone in the final play of regulation to clinch the Washington victory... Had 12 tackles (eight solo) vs. GB (10/10)... Totaled seven tackles (four solo) vs. IND (10/17)... Started at CHI (10/24). Tied an NFL record by intercepting four passes, one of which he returned 92 yards for a touchdown. Became 19th NFL player and third Redskin to record four interceptions in the same game. He is the first NFL player to do so since Denver's Deltha O'Neal on Oct. 7, 2001. Sammy Baugh (11/14/43 vs. Detroit) and Dan Sandifer (10/31/48 vs. Boston) were the other Redskins to do so. Hall's 92-yard interception return for a touchdown was the longest of his career and tied for the third-longest in Redskins history. Became the first Redskins defender to score two defensive touchdowns in the same season since Andre Collins in 1994. Was named NFC Defensive Player of the Week for his performance. His jersey from the game now resides at the Pro Football Hall of Fame... Started at DET (10/31). Had six tackles (four solo), two passes defended and one interception. The interception gave him six on the season, matching a career high and are the most by a Redskin since Matt Stevens had six in 1999... Had eight tackles (five solo) and one pass defended vs. PHI (11/15)... Started at TEN (11/21)... Opened the game vs. MIN (11/28). Totaled four tackles (four solo) while helping hold quarterback Brett Favre to just 172 passing yards and no

touchdowns... Totaled two tackles (two solo) and helped hold quarterback Eli Manning to 161 yards and a 62.2 passer rating at NYG (12/5)... Started vs. TB (12/12) and had four tackles (three solo) and two passes defended. Forced and recovered a fumble from Buccaneers running back LeGarrette Blount... Had three tackles (three solo) at DAL (12/19)... Started at JAX (12/26) and made six tackles (two solo)... Totaled eight tackles (seven solo) and two passes defended vs. NYG (1/2).

**2009 (REDSKINS)**

Played in 13 games with 12 starts, declared inactive for three games with a knee sprain (at PHI, 11/29; vs. NO, 12/6; and at OAK, 12/13)... Led the Redskins with four interceptions... Also totaled 64 tackles (44 solo), nine passes defended and one fumble recovery... Had 10 tackles (seven solo) at CAR (10/11) and intercepted his third pass of the season, picking off quarterback Jake Delhomme... Notched four tackles (three solo) and an interception vs. DEN (11/15)... Sustained a knee sprain against at DAL (11/23) after recovering his first fumble of the season, but returned to total nine tackles.

**2008 (RAIDERS/REDSKINS)**

Started in eight games with the Oakland Raiders and played in seven games with four starts for the Redskins... Tied for sixth in the NFL in interceptions (5) and fifth in passes defended (21) in 2008 with Oakland and Washington... Tallied 49 tackles, three interceptions, 13 passes defended, one fumble recovery, one forced fumble and a half-sack as a member of the Raiders... Released by the Raiders on November 5... Signed with the Redskins on Nov. 8... Totaled 27 tackles (21 solo), two interceptions, eight passes defended and one fumble recovery with the Redskins... Made his Redskins debut at DAL (11/16) and had three tackles and intercepted Dallas quarterback Tony Romo... Made his first start with the Redskins at BAL (12/7) and had four tackles, one pass defended, one fumble recovery (returned for 10 yards) and one special teams stop.

**2007 (FALCONS)**

Tallied a career-high 71 tackles to go along with five interceptions for 80 yards, 16 passes defended, one fumble recovery, one fumble forced and a touchdown... Posted one tackle, one pass defended and one interception (19 yards) at MIN (9/9). The interception marked the 13th of his career and second on opening day (9/12/05 vs. PHI)... Recorded one tackle, one fumble recovery (56 yards – in the first quarter for a touchdown) and one pass defended at TEN (10/7)... Amassed a career high 11 tackles and tied a career high with four passes defended in addition to recording one interception (33 yards) vs. NYG (10/15).

**2006 (FALCONS)**

Earned second consecutive Pro Bowl nod after tallying 56 tackles, a team-high four interceptions, one fumble recovery and a career-high 16 passes defended... According to STATS Inc., less than half (48.7 percent) of the passes thrown his direction were completed... Had two tackles, one interception and two passes defended against ARI (10/1); his interception was returned 37 yards for a touchdown... Had a then-career-best two interceptions vs. TB (9/17).

**2005 (FALCONS)**

Started 15 games and led the team with a career-high six interceptions... Also tallied 68 tackles, 10 passes defended, two fumble recoveries, one forced fumble and one touchdown on the way to his first Pro Bowl selection... Registered eight punt returns for 82 yards and two kickoff returns for 45 yards... Matched up against WR Terrell Owens in the season opener and posted four tackles and one interception as he kept the Pro Bowl receiver out of the end zone before a

nationally televised audience on ABC's "Monday Night Football" vs. PHI (9/12).

**2004 (FALCONS)**

Saw action in 10 games with nine starts after missing the first six games of the season with a hip injury suffered in the preseason... Registered 37 tackles, two interceptions, one forced fumble, six passes defended and a half-sack; also returned one kickoff for 48 yards... Tied for second on the team with eight passes defended and third with two interceptions... Posted first career interception vs. NO (11/28).

**COLLEGE**

Recorded 190 tackles, 20 passes defended, eight interceptions, two forced fumbles, one fumble recovery and seven receptions for 86 yards with one touchdown in his three-year career at Virginia Tech... Returned 56 punts for 839 yards and five touchdowns... His five punt returns for touchdowns rank second in Big East Conference history to current teammate Santana Moss (6, Miami)... All-America first-team selection as a punt returner as a junior... Semi-finalist for the Jim Thorpe Award, given to the nation's top defensive back, as he ranked sixth on the team with a career high 93 tackles... Tallied 56 tackles, 12 passes defended, four interceptions and one forced fumble in 10 starts as a sophomore... Registered 42 tackles and three interceptions as a freshman.

**PERSONAL**

Lettered in basketball, football and track at Deep Creek H.S. in Chesapeake, Va... Rushed for more than 1,300 yards and 30 touchdowns as a senior... First team all-state selection as a defensive back and kick returner as he intercepted nine passes and posted more than 100 tackles... Averaged 9.8 yards per carry as a junior and added seven picks... Placed sixth at the junior nationals in the 60-meter dash as a junior... Majored in secondary education... Served as an NFL Network analyst during the 2015 Scouting Combine... Married to his wife, Jada, with whom he has six children: Tyrel, Mya, TaLia, Bre, and twins, Jaden and DJ... Has participated in several community events during his time in Washington, among them the CareFirst Legislative Reception, Coca-Cola's Get the Ball Rolling Flag Football Experience, Darrell Green's annual Christmas With The Redskins event, the team's 80th Anniversary Thank You Tour throughout Virginia, Maryland and Washington, D.C. in 2012, numerous PLAY 60 events, the Brian Mitchell Youth Football Camp, Macy's Redskins Coat Giveaway Event, London's Bridge Holiday events and more. Also participated in the inaugural WOW Wives Runway Show to benefit the Washington Redskins Charitable Foundation in 2015.

## YEAR-BY-YEAR STATS

## DEFENSE

| Year          | Team    | G          | GS         | Tack       | Solo       | Sack     | INT       | PD         |
|---------------|---------|------------|------------|------------|------------|----------|-----------|------------|
| 2004          | Atl     | 10         | 9          | 36         | 30         | 0.5      | 2         | 6          |
| 2005          | Atl     | 15         | 15         | 66         | 59         | 0        | 6         | 10         |
| 2006          | Atl     | 16         | 16         | 58         | 51         | 0        | 4         | 16         |
| 2007          | Atl     | 16         | 15         | 70         | 63         | 0        | 5         | 16         |
| 2008          | Oak/Was | 15         | 12         | 74         | 63         | 0.5      | 5         | 21         |
| 2009          | Was     | 13         | 12         | 58         | 46         | 0        | 4         | 9          |
| 2010          | Was     | 16         | 16         | 95         | 65         | 0        | 6         | 16         |
| 2011          | Was     | 16         | 16         | 90         | 65         | 0        | 3         | 16         |
| 2012          | Was     | 16         | 16         | 90         | 64         | 1        | 4         | 14         |
| 2013          | Was     | 16         | 16         | 78         | 57         | 0        | 4         | 13         |
| 2014          | Was     | 3          | 3          | 16         | 12         | 0        | 0         | 0          |
| 2015          | Was     | 11         | 8          | 48         | 39         | 0        | 0         | 2          |
| 2016          | Was     | 3          | 3          | 16         | 10         | 0        | 0         | 1          |
| <b>Career</b> |         | <b>166</b> | <b>157</b> | <b>795</b> | <b>623</b> | <b>2</b> | <b>43</b> | <b>139</b> |

\*Tackle stats according to STATS, LLC

## KICK RETURN

| Year          | Team | KR       | Yds        | Avg       | Lg        | TD       |
|---------------|------|----------|------------|-----------|-----------|----------|
| 2004          | Atl  | 1        | 48         | 48        | 48        | 0        |
| 2005          | Atl  | 2        | 45         | 22.5      | 23        | 0        |
| 2012          | Was  | 1        | 43         | 43        | 43        | 0        |
| <b>Career</b> |      | <b>4</b> | <b>136</b> | <b>34</b> | <b>48</b> | <b>0</b> |

## PUNT RETURN

| Year          | Team | PR        | Yds        | Avg        | Lg        | TD       |
|---------------|------|-----------|------------|------------|-----------|----------|
| 2005          | Atl  | 8         | 82         | 10.3       | 27        | 0        |
| 2007          | Atl  | 5         | 41         | 8.2        | 16        | 0        |
| 2009          | Was  | 2         | -2         | -1         | 0         | 0        |
| 2012          | Was  | 1         | 0          | 0          | 0         | 0        |
| <b>Career</b> |      | <b>16</b> | <b>121</b> | <b>7.6</b> | <b>27</b> | <b>0</b> |

## ADDITIONAL

**FF-FR:** 1-0 in 2004, 1-3 in 2005, 0-1 in 2006, 1-1 in 2007, 0-2 in 2008, 0-1 in 2009, 2-2 in 2010, 1-0 in 2011, 0-1 in 2012, 1-1 in 2013, 2-2 in 2014, 1-1 in 2015

**FR TD:** 1 in 2005, 1 in 2007, 1 in 2010, 1 in 2013, 1 in 2015

**INT TD:** 1 in 2004, 1 in 2006, 1 in 2010, 2 in 2013

## POSTSEASON STATS

## DEFENSE

| Year          | Team | G        | GS       | Tack      | Solo      | Sack     | INT      | PD       |
|---------------|------|----------|----------|-----------|-----------|----------|----------|----------|
| 2004          | Atl  | 2        | 2        | 8         | 6         | 0        | 0        | 0        |
| 2012          | Was  | 1        | 1        | 6         | 2         | 0        | 0        | 1        |
| 2015          | Was  | 1        | 1        | 6         | 2         | 0        | 0        | 0        |
| <b>Career</b> |      | <b>4</b> | <b>4</b> | <b>20</b> | <b>10</b> | <b>0</b> | <b>0</b> | <b>1</b> |

\*Tackle stats according to STATS, LLC

## KICK RETURN

| Year          | Team | KR       | Yds       | Avg         | Lg        | TD       |
|---------------|------|----------|-----------|-------------|-----------|----------|
| 2004          | Atl  | 1        | 15        | 15.0        | 15        | 0        |
| <b>Career</b> |      | <b>1</b> | <b>15</b> | <b>15.0</b> | <b>15</b> | <b>0</b> |

## ADDITIONAL

Receiving: 1 rec. for 6 yards (2004)

## CAREER HIGHS

## SINGLE-GAME

|                            |  |
|----------------------------|--|
| <b>Total Tackles:</b>      | 13, vs. Houston (9/19/10)                      |
| <b>Solo Tackles:</b>       | 11, vs. NY Giants (10/15/07)                   |
| <b>Interceptions:</b>      | 4, at Chicago (10/24/10)                       |
| <b>Interception TD:</b>    | 1, five times, last at Denver (10/27/13)       |
| <b>Passes Defensed:</b>    | 5, at Seattle (11/27/11)                       |
| <b>Forced Fumbles:</b>     | 1, 11 times, last at Philadelphia (12/26/15)   |
| <b>Fumble Recoveries:</b>  | 2, vs. New Orleans (12/12/05)                  |
| <b>Fumble Recovery TD:</b> | 1, five times, last at Philadelphia (12/26/15) |

**72**

# ANTHONY LANIER II

**DE****6-6 // 282****Rookie // Alabama A&M****DOB: May 8, 1993 // H.V. Jenkins H.S. (Savannah, Ga.)**

## MILESTONES

NFL debut: 10/30/16 (at CIN)... First FR: 10/30/16 (at CIN, Andy Dalton)

## TRANSACTIONS

Originally entered the NFL with the Washington Redskins as a college free agent on May 6, 2016.

## YEAR-BY-YEAR

### 2016 (REDSKINS)

Appeared in four games after making the roster as an undrafted free agent... Inactive in Weeks 1-7... Made NFL debut in a tie against CIN (10/30) in London, recovering an Andy Dalton fumble in overtime... Contributed on defense and special teams in wins vs. MIN (11/13) and vs. GB (11/20)... Appeared on defense and special teams at DAL (11/24)... Inactive with a leg injury at ARI (12/4) and at PHI (12/11)... Placed on Reserve/Injured list on Dec. 13.

## COLLEGE

Played collegiately at Alabama A&M from 2011-15, appearing in 46 career games and being credited by the school with 164 career tackles (79 solo, 43.5 for loss), 12.0 sacks and three forced fumbles... As a senior in 2015, recorded 39 tackles (22 solo) and a career-high 4.5 sacks in 11 games. Named the team's Most Valuable Player... Played in 12 games in 2014, posting career highs in tackles (54), solo tackles (37), tackles for loss (18.0), passes broken up (four) and forced fumbles (two) in addition to posting 4.0 sacks. Earned second-team All-SWAC honors... Played in 12 games in 2013, adding 51 tackles (12 solo)... Contributed in 11 games as a redshirt freshman in 2012... Redshirted in 2011... Played both football and basketball until focusing solely on football in his junior season.

## PERSONAL

Attended H.V. Jenkins H.S. in Savannah, Ga., where he was a first-team all-region selection in basketball and a second-team all-region selection in football... Earned second-team all-state honors in basketball and also played tennis... Majored in sports management... Son of Anthony and Yolanda Lanier... Born May 8, 1993.

## YEAR-BY-YEAR STATS

### DEFENSE

| Year          | Team | G        | GS       | Tack     | Solo     | Sack     | PD       | FF       | FR       |
|---------------|------|----------|----------|----------|----------|----------|----------|----------|----------|
| 2016          | Was  | 4        | 0        | 0        | 0        | 0        | 0        | 0        | 1        |
| <b>Career</b> |      | <b>4</b> | <b>0</b> | <b>0</b> | <b>0</b> | <b>0</b> | <b>0</b> | <b>0</b> | <b>1</b> |

\*Tackle stats according to STATS, LLC

**39**

# KEITH MARSHALL

**RB****5-11 // 222**  
**Rookie // Georgia****DOB: Feb. 16, 1994 // Millbrook H.S. (Raleigh, N.C.)**

## TRANSACTIONS

Originally selected by the Washington Redskins in the seventh round (242nd overall) of the 2016 NFL Draft.

## YEAR-BY-YEAR

### 2016 (REDSKINS)

Spent the season on Reserve/Injured list after being placed on the list on Aug. 30.

## COLLEGE

Played collegiately at Georgia from 2012-15, appearing in 33 career games for the Bulldogs... Recorded 1,379 career rushing yards on 253 attempts with 12 rushing touchdowns. Also caught 24 career passes for 225 receiving yards with three receiving touchdowns... Played in 11 games as a senior in 2015, recording 68 rushing attempts for 350 yards and three touchdowns. Named Comeback Player of the Year at the team's postseason awards gala... Limited by injury to three games in 2014, gaining 24 yards on 12 carries... Played in five games in 2013 prior to sustaining a knee injury. Finished the season with 246 rushing yards and six touchdowns on 56 carries in addition to eight receptions for 111 yards and a receiving touchdown. Played in 14 games as a freshman in 2012, recording 759 rushing yards on 117 carries with eight touchdowns and earning team's Newcomer of the Year Award.

## PERSONAL

Attended Millbrook H.S. in Raleigh, N.C., where he was a highly decorated prospect after earning North Carolina Gatorade Player of the Year as a senior... School career-leader in rushing yards (4,552) and points (332)... As a senior, rushed for 1,891 yards and 25 touchdowns on 258 carries. Set school records for rushing yards in a season and points in a season... As a junior, rushed for 1,539 yards and 17 rushing touchdowns... As a sophomore, rushed for 1,165 yards and 11 rushing touchdowns. Led Millbrook to Class AAAA playoffs in all three seasons... Also an NCHSAA AAAA state 100-meter champion... Was a five-star prospect according to ESPN.com and Scout.com. Ranked as Scout's top running back and its No. 12 overall player nationally... Ranked as a four-star prospect and the No. 2 running back nationally by Rivals.com... Played in the 2012 Under Armour All-American Game... Majored in Human Development and Family Science... Son of Warren and Denise Marshall. Warren completed his collegiate career at James Madison as the school's all-time rushing leader and is a member of JMU's Sports Hall of Fame... His brother, Marcus, is a running back at Georgia Tech... Full name: Warren Keith Marshall, Jr... Born Feb. 16, 1994.



**84**

# NILES PAUL

**TE****6-1 // 242**  
**6th NFL Season // Nebraska****DOB: Aug. 9, 1989 // Omaha (Neb.) North H.S.**

## HONOR ROLL

2016 Special Teams Captain  
2016 Redskins Ed Block Courage Award

## MILESTONES

NFL debut: 9/11/11 (vs. NYG)... First reception: 10/23/11 (at CAR, 14 yards from John Beck)... First receiving TD: 11/22/12 (at DAL, 29 yards from Robert Griffin III)

## TRANSACTIONS

Originally selected by the Washington Redskins in the fifth round (155th overall) of the 2011 NFL Draft... Re-signed with the Redskins on March 6, 2015.

## PRO

Former wide receiver who made the transition to tight end in 2012 and is one of the league's premier gunners in punt coverage... Handled kick return duties down the stretch run of Washington's 2012 NFC East championship season... One of the league's most lethal punt coverage gunners... Enters 2016 having previously appeared in 60 games with 17 starts... Recorded 53 receptions for 735 yards (13.0 avg.) and two touchdowns through 2015.

## YEAR-BY-YEAR

### 2016 (REDSKINS)

Voted as the team's Special Teams Captain prior to the season... Appeared in eight games with one start, catching two passes for 27 yards on the year... Contributed on offense and special teams vs. PIT (9/12)... Recorded a 16-yard catch vs. DAL (9/18), his first reception since Week 17 of 2014... Played on offense and special teams in wins at NYG (9/25), vs. CLE (10/2), at BAL (10/9) and vs. PHI (10/16)... Caught an 11-yard pass at DET (10/23)... Contributed on offense and special teams in a tie against CIN (10/30) in London... Placed on Reserve/Injured list with a labrum injury on Nov. 8.

### 2015 (REDSKINS)

Suffered a severe ankle injury in the preseason opener and spent the season on the team's Reserve/Injured list.

### 2014 (REDSKINS)

Started seven of the 16 games in which he played, setting career highs in receptions (39) and receiving yards (507), smashing his previous highs of eight receptions and 152 receiving yards set in 2012... Registered career highs at HOU (9/7) with four receptions for 86 yards and a career-long 48-yard reception... Caught a two-yard touchdown pass in the midst of recording career highs in receptions (eight) and receiving yards (99) vs. JAX (9/14)... Caught six passes for 68 yards (11.3 avg.) at PHI (9/21)... Recorded three receptions for 60 yards before exiting the game with an injury vs. NYG (9/25). Became the first Redskins tight end to record at least 60 receiving yards in four consecutive games since Chris Cooley in Weeks 11-14 of the 2007 season... Started and caught one pass for six yards vs. SEA (10/6)... Started and caught one pass for seven yards at ARI (10/12)... Caught a career-long 50-yard reception among his two catches for 58 yards and also added a fumble recovery on special teams vs. TEN (10/19)... Started in an overtime win at DAL (10/27)

and gained 27 yards on three receptions (9.0 avg.)... Caught two passes for 18 yards at MIN (11/2)... Gained 17 yards on three receptions in a start vs. TB (11/16)... Caught one pass for 11 yards at SF (11/23)... Gained seven yards on one reception at IND (11/30)... Started and caught one pass for seven yards vs. STL (12/7)... Started and caught a 17-yard pass at NYG (12/14)... Played on offense and special teams vs. PHI (12/20)... Caught two passes for 19 yards vs. DAL (12/28).

### 2013 (REDSKINS)

Played in 15 games, making four starts... Caught four passes for 51 yards (12.8 avg.) and contributed significantly on special teams... Saw action in a reserve role and on special teams vs. PHI (9/9), at GB (9/15) and vs. DET (9/22)... Caught two passes for 20 yards (10.0 avg.) at OAK (9/29)... Had a nine-yard kick return at DAL (10/13)... Contributed on offense and special teams vs. CHI (10/20) and at DEN (10/27)... Started in a three-tight-end set vs. SD (11/3), catching one pass for six yards and adding a 24-yard kickoff return... Returned three kickoffs for 74 yards (24.7 avg.) at MIN (11/7)... Returned one kickoff for 23 yards at PHI (11/17)... Returned six kickoffs for 102 yards (17.0 avg.), both career highs, vs. SF (11/25)... Inactive with an illness vs. NYG (12/1)... Started at fullback and caught one pass for 25 yards vs. KC (12/8). Also returned eight kickoffs for 179 yards (22.4 avg.) including a season-long 39-yard return... Saw action at ATL (12/15), vs. DAL (12/22) and at NYG (12/29).

### 2012 (REDSKINS)

Played in 16 regular season games with four starts, posting career highs in receptions (eight), receiving yards (152) and receiving touchdowns (one)... Saw action on special teams and at tight end in a season-opening win at NO (9/9)... Started at tight end — his first career start at that position — and had three receptions for 13 yards (4.3 avg.)... Saw action at tight end and on special teams vs. CIN (9/23)... Played at tight end and on special teams, catching one pass for 30 yards on a flea flicker at TB (9/30)... Started at tight end and played special teams vs. ATL (10/7)... Played tight end and special teams and had a highlight-reel hit on punt returner Marcus Sherels vs. MIN (10/14)... Saw action at tight end at NYG (10/21) and had his first career rushing attempt for -1 yard... Saw action as a reserve at PIT (10/28), catching one pass for a career-long 37 yards... Had one catch for 22 yards vs. CAR (11/4)... Started at tight end and played on special teams in a win vs. PHI (11/18)... Had one catch in a Thanksgiving Day win at DAL (11/22), hauling in a 29-yard pass from Robert Griffin III for the first touchdown of his career... Started and had one reception for no gain in a win vs. NYG on Monday Night Football (12/3). Also returned a kickoff 39 yards in the second quarter, a career long... Had two kick returns for 37 yards (18.5) in a win vs. BAL (12/9)... Saw action at tight end and on special teams in a win at CLE (12/16)... Had one catch for 21 yards and three kick returns for 56 yards (18.7 avg.) in a win at PHI (12/23)... Had three kick returns for 98 yards (30.7 avg.) with a long of 48 in a division-clinching win vs. DAL (12/30). The 48-yard return was the longest by an NFL player listed as a tight end since 1981 (56, Chicago's Emery Moorehead)... Had five kickoff returns for 97 yards (19.4 avg.) in NFC Wild Card Round vs. SEA (1/6).

### 2011 (REDSKINS)

Saw action on special teams in his first career game and fielded one punt for zero yards vs. NYG (9/11)... Saw action on special teams vs. ARI (9/18) and recorded one tackle... Saw action on special teams at DAL (9/26)... Saw action

at wide receiver and on special teams (10/2) and recorded three special teams tackles (two solo)... Saw action on special teams vs. PHI (10/16)... Started at wide receiver at CAR (10/23) and caught two passes for 25 yards (12.5 avg.)... Saw action at wide receiver and on special teams at BUF (10/30)... Saw action at wide receiver and on special teams vs. SF (11/6) and had one kick return for 15 yards... Was inactive at MIA (11/13), vs. DAL (11/20) and at SEA (11/27) with an injury... Saw action at wide receiver and on special teams vs. NYJ (12/4)... Saw action at wide receiver and on special teams vs. NE (12/11)... Saw action at wide receiver and on special teams at NYG (12/18). Had the first rushing attempt of his career, gaining seven yards... Started at wide receiver vs. MIN (12/24) and was held without a catch... Saw action at wide receiver and on special teams at PHI (1/1/12).

### COLLEGE

In four seasons at Nebraska, played in 46 games, with 29 starts and totaled 103 receptions for 1,532 yards (14.9 avg.) and five touchdowns... Ranked sixth in school history in receptions (103) and fifth in receiving yards (1,532)... Also had 77 kickoff returns for 1,887 yards (24.5 avg.) and two touchdowns and 60 punt returns for 647 yards (10.8 avg.) and one touchdown... Ranked fifth in school history with 4,122 all-purpose yards... As a senior, earned All-Big 12 Conference second team by the league's coaches. Started 12 games a wide receiver and finished second on the team with 39 receptions for 516 yards (13.2 avg.) and one touchdown... Gained 160 yards on 14 punt returns (11.4 avg.) and 464 kickoff return yards and one touchdown on 19 attempts (24.4 avg.)... His 100-yard kickoff return for a touchdown vs. Oklahoma State tied for the second-longest run back in school history... As a junior, earned second-team All-Big 12 accolades from the Kansas City Star, Fort Worth Star-Telegram, San Antonio News-Express and Dallas Morning News... Totaled 40 receptions for 796 yards (19.9 avg.), which was the fifth-best yardage total in school history... Returned 28 punts for 407 yards (10.7 avg.) and one touchdown... Also returned 16 kickoffs for 446 yards (27.9 avg.)... Totaled 1,697 all-purpose yards, the eighth-best season total in school history... Played in all 13 games, with four starts as a sophomore... Finished with 23 receptions for 214 yards (9.3 avg.)... Registered 969 kickoff return yards, which ranked third in school history and 10th in conference history... Played in seven games as a freshman, catching one pass for six yards. Also had an eight-yard kickoff return.

### PERSONAL

Attended Omaha North (Neb.) H.S.... As a senior, caught 46 passes for 814 yards and 13 touchdowns, while also averaging more than 18 yards per punt return... Named a first-team All-Nebraska and first-team All-Metro selection by the Omaha World-Herald and a first-team Super-State pick by the Lincoln Journal Star... One of 58 players selected as a Parade All-American... As a junior, earned All-State honors from the Lincoln Journal Star and All-Metro accolades from the World-Herald... Rated as one of the top 20 receiving prospects in the nation by both Rivals.com and Scout.com... Led the West team in receiving in the U.S. Army All-American Game in San Antonio... In track, won the 110-meter dash as a senior... Led the Vikings to the Class A state track title in 2006 by winning four gold medals... Captured the Class A titles in the 110- and 300-meter hurdles and was part of all-class gold medal teams in the 4x100 and 4x400-meter relays... Majored in communication studies and sociology, earning second-team Academic All-Big 12 in 2008 and was also on the Big 12 Commissioner's Spring Academic Honor Roll... Is the nephew of former Green Bay Packers running back Ahman Green... Cousin is Minnesota Vikings CB Shaun

Prater.

### COMMUNITY

Has annually been one of the Washington Redskins Charitable Foundation's most active contributors since arriving in Washington in 2011... Was frequently contributing in the community in 2015 despite missing the season with a severe ankle injury. During the year, he visited an elementary school in Beltsville, Md., to promote reading among fourth and fifth grade students, attended the Draft Day Party, assembled care packages for domestic violence victims at the Fear 2 Freedom event at Redskins Park, interacted with children during training camp at the Redskins All-Star Experience, visited Redskins Read Challenge winners from Roscoe R. Nix elementary school, interacted with nearly 400 children who competed in drills and activities at the Play 60 Military Challenge at Fort Belvoir, Va., spoke with active duty members and veterans of the military during Military Day at FedExField, was an honorary team captain in a local breast cancer awareness high school game, played in a flag football tournament with 50 Special Olympics participants, and spoke to area youth about making positive choices at 4th & Life... In 2014, participated in Fuel Up to Play 60 Mini-Combines, a KaBOOM! playground build, Recess with the Redskins, the Power Up to Read Celebration at Oaklands Elementary School in Laurel, Md., Movies with Morris, Redskins Burgundy & Gold Game to benefit Global Down Syndrome Foundation, Robert Griffin III's Friday Night Lights camp, Fit Fest in Richmond, Ryan Kerrigan's Blitz for the Better Ruth's Chris celebrity waiter night, Back to School Shopping Spree. Redskins Salute to Play 60 event at Joint Base Andrews, All-Star Survivors Celebration, Get the Ball Rolling Flag Football Experience, Friday Night Lights Breast Cancer Awareness game at Langley (Va.) High School, USO Turkeys for Troops, Leckie (D.C.) Elementary School library renovation, Covered for the Holidays, WOW Ladies Night Out and Skins Santa Shoppe... In 2013, participated in the Fuel Up To Play 60 Football Clinic and volunteered in the Macy's Back to School Shopping Spree... In 2012, joined fans at the annual Draft Day Party at FedExField as well as the team's 80th Anniversary Thank You Tour... Coached students at the WRCF and Coca-Cola "Play 60 Flag Football Clinic" as part of the Live Positively: Get the Ball Rolling initiative... Dressed up in costume and visited with children at the WRCF "Pediatric Halloween Party"... Joined WRCF and local Marines to distribute more than 1,000 "Touchdown for Tots" toys to underserved area youth at the annual "Skins Santa Shoppe"... In 2011, helped distribute 3,500 whole turkeys and Thanksgiving food baskets at FedExField to Prince George's County residents in need during the team's annual Harvest Feast... Helped the Washington Redskins Charitable Foundation collect new children's books for distribution to underprivileged children in the Washington, D.C. area.

## YEAR-BY-YEAR STATS

**RECEIVING**

| Year          | Team | GP        | GS        | Rec             | Yds        | Avg         | Lg        | TD       |
|---------------|------|-----------|-----------|-----------------|------------|-------------|-----------|----------|
| 2011          | Was  | 13        | 2         | 2               | 25         | 12.5        | 14        | 0        |
| 2012          | Was  | 16        | 4         | 8               | 152        | 19          | 37        | 1        |
| 2013          | Was  | 15        | 4         | 4               | 51         | 12.8        | 25        | 0        |
| 2014          | Was  | 16        | 7         | 39              | 507        | 13          | 50        | 1        |
| 2015          | Was  |           |           | Reserve/Injured |            |             |           |          |
| 2016          | Was  | 8         | 1         | 2               | 27         | 13.5        | 16        | 0        |
| <b>Career</b> |      | <b>68</b> | <b>18</b> | <b>55</b>       | <b>762</b> | <b>13.9</b> | <b>50</b> | <b>2</b> |

**RUSHING**

| Year          | Team | GP        | GS        | Att             | Yds      | Avg      | Lg       | TD       |
|---------------|------|-----------|-----------|-----------------|----------|----------|----------|----------|
| 2011          | Was  | 13        | 2         | 1               | 7        | 7        | 7        | 0        |
| 2012          | Was  | 16        | 4         | 1               | -1       | -1       | -1       | 0        |
| 2013          | Was  | 15        | 4         | 0               | 0        | 0        | 0        | 0        |
| 2014          | Was  | 16        | 7         | 0               | 0        | 0        | 0        | 0        |
| 2015          | Was  |           |           | Reserve/Injured |          |          |          |          |
| 2016          | Was  | 8         | 1         | 0               | 0        | 0        | 0        | 0        |
| <b>Career</b> |      | <b>68</b> | <b>18</b> | <b>2</b>        | <b>6</b> | <b>3</b> | <b>7</b> | <b>0</b> |

**KICK RETURN**

| Year          | Team | KR        | Yds             | Avg         | Lg        | TD       |
|---------------|------|-----------|-----------------|-------------|-----------|----------|
| 2011          | Was  | 1         | 15              | 15.0        | 15        | 0        |
| 2012          | Was  | 13        | 283             | 21.8        | 48        | 0        |
| 2013          | Was  | 20        | 411             | 20.6        | 39        | 0        |
| 2014          | Was  | 2         | 36              | 18.0        | 20        | 0        |
| 2015          | Was  |           | Reserve/Injured |             |           |          |
| 2016          | Was  | 1         | 14              | 14.0        | 14        | 0        |
| <b>Career</b> |      | <b>37</b> | <b>759</b>      | <b>20.5</b> | <b>48</b> | <b>0</b> |

**ADDITIONAL**

Punt Returns: 1 for 0 yds. in 2011

Fumbles-Lost: 1-0 in 2012, 1-1 in 2014

FF-FR: 0-1 in 2014

**POSTSEASON**

| Year          | Team | GP       | GS       | Rec      | Yds      | Avg      | Lg       | TD       |
|---------------|------|----------|----------|----------|----------|----------|----------|----------|
| 2012          | Was  | 1        | 0        | 0        | 0        | -        | -        | 0        |
| <b>Career</b> |      | <b>1</b> | <b>0</b> | <b>0</b> | <b>0</b> | <b>-</b> | <b>-</b> | <b>0</b> |

## CAREER HIGHS

**SINGLE-GAME**

|                            |   |
|----------------------------|---|
| <b>Receptions:</b>         | 8, vs. Jacksonville (9/14/14)             |
| <b>Receiving Yards:</b>    | 99, vs. Jacksonville (9/14/14)            |
| <b>Long (Receiving):</b>   | 48, at Houston (9/7/14)                   |
| <b>Receiving TD:</b>       | 1, twice, last vs. Jacksonville (9/14/14) |
| <b>Carries:</b>            | 1, at NY Giants (10/21/12)                |
| <b>Rushing Yards:</b>      | -1, at NY Giants (10/21/12)               |
| <b>Kick Returns:</b>       | 6, vs. San Francisco (11/25/13)           |
| <b>Kick Return Yards:</b>  | 102, vs. San Francisco (11/25/13)         |
| <b>Long (Kick Return):</b> | 48, vs. Dallas (12/30/12)                 |

**39**

# DONTE WHITNER SR.

**S****5-10 // 208****11th NFL Season // Ohio State****DOB: July 24, 1985 // Glenville H.S. (Cleveland, Ohio)**

## HONOR ROLL

Three-time Pro Bowl selection (2012-14 seasons)  
 PFWA All-Rookie Team (2006)

## MILESTONES

NFL debut: 9/10/06 (at NE)... First NFL start: 9/17/06 (at MIA)... Redskins debut: 10/9/16 (at BAL)... First INT: 9/10/06 (at NE, Tom Brady)... First FF: 11/18/07 (vs. NE, Kevin Faulk)... First FR: 10/10/10 (vs. JAX, David Garrard)... First sack: 9/28/08 (at STL, Trent Green)

## TRANSACTIONS

Selected by the Buffalo Bills in the first round (eighth overall) of the 2006 NFL Draft... Signed with the San Francisco 49ers as an unrestricted free agent on August 4, 2011... Signed with the Cleveland Browns as an unrestricted free agent on March 12, 2014... Released by the Browns on April 2, 2016... Signed with the Washington Redskins on October 2, 2016.

## PRO

Decorated veteran safety who joined the Redskins in Week 5 of the 2016 season... Entered 2016 having previously compiled 855 tackles (618 solo), 53 passes defended, 11 interceptions (two returned for touchdowns), 11 forced fumbles, six fumble recoveries and 3.0 sacks in 146 career games with 143 starts in Buffalo (2006-10), San Francisco (2011-13) and Cleveland (2014-15)... Accounted for eight starts in eight career postseason games with San Francisco from 2011-13, adding 31 tackles (23 solo), three passes defended, a forced fumble and an interception in those contests... Started at safety in Super Bowl XLVII.

## YEAR-BY-YEAR

### 2016 (REDSKINS)

Appeared in 11 games with nine starts for Washington, compiling 66 tackles (49 solo) and a forced fumble... Released by the Browns in early April... Signed with the Redskins in Week 5... Made Redskins debut in a win at BAL (10/9)... Recorded four tackles (all solo) in a win vs. PHI (10/16)... Led Redskins with eight tackles (four solo) at DET (10/23)... Made nine tackles (eight solo) in a tie against CIN (10/30) in London in his 150th career regular season game... Posted eight tackles (six solo) in a win vs. MIN (11/13)... Led Redskins with 10 tackles (eight solo) in a win vs. GB (11/20)... Posted four solo tackles at DAL (11/24)... Contributed two assisted tackles at ARI (12/4)... Recorded eight tackles (seven solo) and made his 150th career start in a win at PHI (12/11)... Registered six tackles (four solo) and a forced fumble vs. CAR (12/19)... Added seven tackles (four solo) in a win at CHI (12/24)... Placed on Reserve/Injured list (quad) on Dec. 28.

### 2015 (BROWNS)

Contributed 81 tackles (58 solo), four passes defended, 1.5 sacks and a forced fumble in 14 games (all starts)... Notched a half-sack of Marcus Mariota vs. TEN (9/20)... Added a full sack of Blaine Gabbert in a win against his former team vs. SF (12/13).

### 2014 (BROWNS)

Started all 16 games for a third consecutive season and was named to his third straight Pro Bowl... Recorded 106 tackles (69 solo), four passes defended, two forced fumbles and one interception... Made 14 tackles (13 solo) in his Browns debut at PIT (9/7)... Returned an interception of Mike Glennon 54 yards vs. TB (11/2).

### 2013 (49ERS)

Selected to his second Pro Bowl... Started all 16 games for the third time in his career... Credited with 100-plus tackles for the fifth time in career... Registered a career-high 12 passes defended... Registered three tackles, one interception and two passes defended at STL (9/26)... Recorded his second interception of the season and 10th of his career at WAS (11/25)... Started all three postseason games and notched his first career postseason interception in the divisional round at CAR (1/12).

### 2012 (49ERS)

Selected to his first Pro Bowl, making the NFC roster as a starter... Started all 16 games and credited by the coaches with 119 tackles... Added two forced fumbles, one fumble recovery, one interception and five passes defended... Returned an interception 42 yards for a touchdown at NO (11/25), marking his second career score... Recovered a fumble in his 100th NFL game vs. ARI (12/30)... Started all three postseason games, including starting at safety in Super Bowl XLVII vs. BAL (2/3). Posted eight tackles (seven solo) in his Super Bowl debut.

### 2011 (49ERS)

Started all 15 games played... Credited by the coaching staff with 91 tackles, two interceptions, three fumble recoveries and one forced fumble... Notched his first interception as a 49er vs. DAL (9/18)... Credited by the coaches with 14 tackles and one pass defended vs. NYG (11/28)... Started both postseason games, contributing a forced fumble in dramatic divisional win vs. NO (1/14).

### 2010 (BILLS)

Started all 16 games... Credited by the coaching staff with a career-high 140 tackles... Added one interception, one forced fumble, one fumble recovery and seven passes defended... Posted a career-high 18 tackles, according to the coaching staff, vs. PIT (11/28).

### 2009 (BILLS)

Started eight of the 10 games in which he played... Tallied 57 tackles, two interceptions, five passes defended and his first defensive score... Returned an interception 76 yards for his first career touchdown vs. TB (9/20).

### 2008 (BILLS)

Started all 13 games in which he played... Credited by the coaches with 63 tackles, one sack and a forced fumble... Recorded first career sack at STL (9/28).

### 2007 (BILLS)

Credited by the coaching staff with 102 tackles, one interception and one forced fumble, starting all 15 games in which he appeared... Was the only Bills defender to take every snap (999) through the first 15 games... Streak came to an end in Week 17 due to illness.

**2006 (BILLS)**

Selected to the PFW/PFWA All-Rookie Team... Started 14 of 15 games played in his rookie campaign, finishing second on the team in tackles with 107 (according to the coaching staff), while posting five passes defended and one interception... Named NFL Defensive Rookie of the Month for September... Recorded an interception in his first professional game at NE (9/10)... Made his first career start at safety at MIA (9/17).

**COLLEGE**

Started 18 of 35 games for Ohio State, registering 164 tackles, five sacks, 13 tackles for loss, nine passes defended, five interceptions, two forced fumbles and one blocked punt returned for a touchdown... Earned first-team All-Big Ten Conference honors as a senior in 2005 after starting every game at safety and totaling 73 tackles, four sacks, nine tackles for loss, six passes defended, one forced fumble and two interceptions (one returned for touchdown)... Helped team rank fifth in the nation in total defense (281.33 ypg)... Played in 10 games (six starts) as a junior, sitting out contests after undergoing arthroscopic knee surgery.

**PERSONAL**

Attended Glenville H.S. in Cleveland, where he played defensive back and wide receiver... Finished career with 13 touchdowns... Graduated early to attend Ohio State... Played in the U.S. Army All-America Bowl... Run over by a car at the age of six after darting into the middle of the street to chase a ball; after suffering multiple fractures to both legs, was forced to wear a body cast, with doctors cautioning his mother, Deborah, that he might never walk normally again... Full name: Donte Demetrius Whitner... Has two children, Donte Jr. and D'aira Denise... Born in Cleveland on July 24, 1985.

**COMMUNITY**

Heavily involved with United Way programs throughout his NFL career... Donated school supplies in West Africa through the teen movement initiative... Recognized "Do Right Dads" by hosting a special event for active single fathers in the Cleveland area... Also hosted events for single mothers in the Ohio and New York area providing winners with spa days... The event honors both his mother and grandmother who both helped raised him.

**YEAR-BY-YEAR STATS****DEFENSE**

| Year          | Team | G          | GS         | Tack       | Solo       | Sack     | INT       | PD        |
|---------------|------|------------|------------|------------|------------|----------|-----------|-----------|
| 2006          | Buf  | 15         | 14         | 106        | 68         | 0        | 1         | 5         |
| 2007          | Buf  | 15         | 15         | 89         | 68         | 0        | 1         | 1         |
| 2008          | Buf  | 13         | 13         | 61         | 50         | 1        | 0         | 1         |
| 2009          | Buf  | 10         | 8          | 57         | 42         | 0        | 2         | 5         |
| 2010          | Buf  | 16         | 16         | 138        | 95         | 0.5      | 1         | 7         |
| 2011          | SF   | 15         | 15         | 62         | 49         | 0        | 2         | 10        |
| 2012          | SF   | 16         | 16         | 82         | 61         | 0        | 1         | 4         |
| 2013          | SF   | 16         | 16         | 73         | 58         | 0        | 2         | 12        |
| 2014          | Cle  | 16         | 16         | 106        | 69         | 0        | 1         | 4         |
| 2015          | Cle  | 14         | 14         | 81         | 58         | 1.5      | 0         | 4         |
| 2016          | Was  | 11         | 9          | 66         | 49         | 0        | 0         | 0         |
| <b>Career</b> |      | <b>157</b> | <b>152</b> | <b>921</b> | <b>667</b> | <b>3</b> | <b>11</b> | <b>53</b> |

\*Tackle stats according to STATS, LLC

**ADDITIONAL**

FF-FR: 1-0 in 2007, 1-0 in 2008, 1-1 in 2010, 1-3 in 2011, 2-1 in 2012, 2-1 in 2013, 2-0 in 2014, 1-0 in 2015, 1-0 in 2016

INT TD: 1 in 2009, 1 in 2012

**POSTSEASON DEFENSE**

| Year          | Team | G        | GS       | Tack      | Solo      | Sack     | INT      | PD       |
|---------------|------|----------|----------|-----------|-----------|----------|----------|----------|
| 2011          | SF   | 2        | 2        | 8         | 7         | 0        | 0        | 0        |
| 2012          | SF   | 3        | 3        | 14        | 11        | 0        | 0        | 0        |
| 2013          | SF   | 3        | 3        | 9         | 5         | 0        | 1        | 3        |
| <b>Career</b> |      | <b>8</b> | <b>8</b> | <b>31</b> | <b>23</b> | <b>0</b> | <b>1</b> | <b>3</b> |

**ADDITIONAL POSTSEASON**

FF-FR: 1-0 in 2011

**CAREER HIGHS****SINGLE-GAME**

|                           |   |
|---------------------------|---|
| <b>Total Tackles:</b>     | 18, vs. Pittsburgh (11/28/10)               |
| <b>Solo Tackles:</b>      | 13, at Pittsburgh (9/7/14)                  |
| <b>Interceptions:</b>     | 1, many times, last vs. Tampa Bay (11/2/14) |
| <b>Passes Defended:</b>   | 3, twice, last vs. Dallas (9/18/11)         |
| <b>Sacks:</b>             | 1, twice, last vs. San Francisco (12/13/15) |
| <b>Forced Fumbles:</b>    | 1, many times, last vs. Carolina (12/19/16) |
| <b>Fumble Recoveries:</b> | 1, six times, last vs. Houston (10/6/13)    |



# **PLAYER BIOS**

---

**RESERVE/NFI**



**58**

# JUNIOR GALETTE

**LB****6-2 // 260****7th NFL Season // Stillman****DOB: March 27, 1988 // St. Joseph Regional H.S. (Montvale, N.J.)**

## HONOR ROLL

Defensive Captain (2014)  
 USA Today All-Joe Team (2013)  
 Saints Media Good Guy Award (2013)

## MILESTONES

NFL debut: 10/10/10 (at ARI)... First partial sack: 9/8/11 (at GB, Aaron Rodgers)... First full sack: 9/18/11 (vs. CHI, Jay Cutler)... First multi-sack game: 9/18/11 (vs. CHI)... First FF: 9/23/12 (vs. KC, Matt Cassel)... First FR: 9/15/13 (vs. TB, Josh Freeman)

## TRANSACTIONS

Originally entered the NFL as a college free agent with the New Orleans Saints on April 26, 2010... Re-signed with the Saints on March 9, 2013... Re-signed with the Saints on September 3, 2014... Released by the Saints on July 27, 2015... Signed with the Washington Redskins on July 31, 2015... Re-signed with the Redskins on March 16, 2016.

## PRO

Joined the Redskins in training camp in 2015 having previously appeared in 64 regular season games with 30 starts with the New Orleans Saints from 2010-14... Enters the 2016 season having recorded 122 total tackles (87 solo), including 34 tackles for loss and 31.5 sacks, five forced fumbles and two fumble recoveries... Registered 22 combined sacks across the 2013-14 seasons, which ranked tied with Ryan Kerrigan for second-most in the NFC and tied for sixth-most in the NFL in that span.

## YEAR-BY-YEAR

### 2016 (REDSKINS)

Suffered Achilles injury just prior to reporting to training camp. Spent the whole season on the Reserve/Non-Football Injury list after being placed on the list on July 28.

### 2015 (REDSKINS)

Joined the Redskins in training camp but suffered an Achilles injury during a preseason practice and was placed on the Reserve/Injured list on Aug. 30.

### 2014 (SAINTS)

Voted a defensive team captain by his teammates... Appeared in all 16 games and started the first 13 contests... Recorded 58 tackles (44 solo), 10 sacks, one pass defended and three forced fumbles... Set a Saints record with two safeties... Became the first Saint to record double-digit sacks in back-to-back seasons since Charles Grant in 2003-04... Had two multiple sack games with two takedowns of Panthers QB Cam Newton and a forced fumble at Carolina (10/30) and two sacks of Bears QB Jay Cutler at CHI (12/15) to raise his career total of multi-takedown performances to six. He was named NFC Defensive Player of the Week for Week 9, following the performance at CAR, where he also added five tackles (four solo). His first sack of the game forced Panthers' Newton to fumble and it was recovered by Curtis Lofton to set up New Orleans' first TD... Fourth quarter safety of QB Mike Glennon dropped Saints deficit to three points and got them ball back to set up game-tying field goal

to send contest to overtime vs. TB (10/5)... Recorded second safety of season, when he dropped QB Josh McCown in end zone to clinch season-ending win at TB (12/28).

### 2013 (SAINTS)

Set career-highs in sacks (12), passes defended (three) and fumble recoveries (two) as he appeared in all 16 regular season games with 15 starts at outside linebacker. Also notched 50 tackles and a forced fumble... Sack total ranked second on the team as both he and defensive end Cameron Jordan became the first Saints duo to record double-digit sacks since 2004. Takedown total was the second-highest by an undrafted player as a Saint... Ranked fourth in the NFC and sixth in the NFL in sacks... Posted one quarterback takedown of Matt Ryan in the season opener vs. ATL (9/8)... Recovered a fumble forced by Jordan and added four stops (three solo) at TB (9/16)... Posted four tackles (two solo), one quarterback takedown of Carson Palmer and one pass defended vs. ARI (9/22)... Made four stops (two solo), one sack of QB Ryan Tannehill and one pass defended vs. MIA (9/30)... Recorded career-high seven tackles (six solo), a takedown of QB Thad Lewis and made a fumble recovery vs. BUF (10/27)... Made three tackles (two solo) and one sack of QB Geno Smith at NYJ (11/3)... Registered two tackles (one solo) and one quarterback takedown of Colin Kaepernick vs. SF (11/17)... Set a career-high with three sacks among his six tackles vs. CAR (12/8)... Finished with two solo tackles and one sack at CAR (12/22)... Had his second multiple-takedown game of season in regular season finale vs. TB (12/29), when he made four stops (three solo) with two sacks... Started both postseason contests and recorded three tackles (one solo).

### 2012 (SAINTS)

Played in 12 games with one start at left defensive end at DEN (10/28) and registered 22 tackles (18 solo), five sacks, one forced fumble and four special teams tackles... Ranked third on the club in sacks... Had two sacks, forcing a fumble on one vs. KC, (9/23)... Had six solo tackles and chipped in one sack at TB (10/21).

### 2011 (SAINTS)

Appeared in all 16 regular season games and finished ranked third on the club with 4.5 sacks, adding 27 tackles (15 solo), one pass defended and three special teams stops... Appeared in two games with one start in the playoffs and recorded one assisted tackle... Recorded three tackles (two solo) and split a sack of Packers QB Aaron Rodgers with S Roman Harper for his first career takedown in the NFL season opener at GB (9/8)... Tied for the team lead with Harper in recording two takedowns of Cutler vs. CHI, (9/18)... Recorded five tackles (two solo) and finished with a late sack of QB Matthew Stafford vs. DET (12/4).

### 2010 (SAINTS)

Appeared in four regular season games and recorded two tackles (one solo) and four special teams stops... In NFC Wild Card Playoff vs. SEA (1/8), recorded one special teams tackle.

## COLLEGE

Played one season at Division II Stillman, where he earned second-team All-American honors as a senior in 2009 with 56 tackles and 9.5 sacks... Played in 33 games at Temple before transferring for his senior year... Tallied 139 tackles with 16.5 sacks, three forced fumbles and one blocked punt for the Owls... Posted 7.5 sacks as a junior and gained second-team All-MAC plaudits.

## PERSONAL

Attended St. Joseph Regional H.S. (Montvale, N.J.), where he played linebacker and wide receiver in addition to being a standout basketball player... Was a second-team All-Bergen County selection at linebacker from the Bergen Record... Made 70 tackles at linebacker and caught 14 passes for 160 yards with three touchdowns in 2005 to help lead his team to an 11-1 record and a seventh straight state Non Public Group III title... Participated in Rebuilding Together's "Kick-off to Rebuild" event prior to Super Bowl XLVII, where he assisted in painting the front of several renovated and rehabilitated houses for local residents and served as a celebrity judge for a barbecue competition... Son of Jovais and Nancy Galette... Native of Spring Valley, N.Y... Full name: Junior Jovais Galette... Born March 27, 1988 in Port Au Prince, Haiti.

## YEAR-BY-YEAR STATS

## DEFENSE

| Year          | Team | G         | GS        | Tack            | Solo      | Sack        | INT      | PD       |
|---------------|------|-----------|-----------|-----------------|-----------|-------------|----------|----------|
| 2010          | NO   | 4         | 0         | 1               | 1         | 0           | 0        | 0        |
| 2011          | NO   | 16        | 1         | 10              | 10        | 4.5         | 0        | 0        |
| 2012          | NO   | 12        | 1         | 15              | 15        | 5           | 0        | 0        |
| 2013          | NO   | 16        | 15        | 28              | 28        | 12          | 0        | 2        |
| 2014          | NO   | 16        | 13        | 33              | 33        | 10          | 0        | 2        |
| 2015          | Was  |           |           | Reserve/Injured |           |             |          |          |
| <b>Career</b> |      | <b>64</b> | <b>30</b> | <b>87</b>       | <b>87</b> | <b>31.5</b> | <b>0</b> | <b>4</b> |

\*Tackle stats according to STATS, LLC

## ADDITIONAL

FF-FR: 1-0 in 2012, 1-2 in 2013, 3-0 in 2014

## POSTSEASON

| Year          | Team | G        | GS       | Tack     | Solo     | Sack     | INT      | PD       |
|---------------|------|----------|----------|----------|----------|----------|----------|----------|
| 2010          | NO   | 1        | 0        | 0        | 0        | 0        | 0        | 0        |
| 2011          | NO   | 2        | 1        | 0        | 0        | 0        | 0        | 0        |
| 2013          | NO   | 2        | 2        | 2        | 1        | 0        | 0        | 0        |
| <b>Career</b> |      | <b>5</b> | <b>3</b> | <b>2</b> | <b>1</b> | <b>0</b> | <b>0</b> | <b>0</b> |

## CAREER HIGHS

## SINGLE-GAME

|                           |  |
|---------------------------|--|
| <b>Total Tackles:</b>     | 7, vs. Minnesota (9/21/14)                   |
| <b>Solo Tackles</b>       | 5, at Tampa Bay (10/21/12)                   |
| <b>Sacks:</b>             | 3, vs. Carolina (12/8/13)                    |
| <b>Passes Defensed:</b>   | 1, four times, last vs. Baltimore (11/24/14) |
| <b>Forced Fumbles:</b>    | 1, five times, last at Chicago (12/15/14)    |
| <b>Fumbles Recovered:</b> | 1, twice, last vs. Buffalo (10/27/13)        |



# **2016 GAMEBOOKS**

---

# National Football League Game Summary

NFL Copyright © 2016 by The National Football League. All rights reserved. This summary and play-by-play is for the express purpose of assisting media in their coverage of the game; any other use of this material is prohibited without the written permission of the National Football League. Updated: 1/7/2017

Date: Monday, 9/12/2016

## Pittsburgh Steelers at Washington Redskins

Start Time: 7:11 PM Eastern

at FedExField, Landover, MD

### Game Day Weather

Game Weather: Sunny  
Played Outdoor on Turf: Grass

Temp: 79° F (26.1° C) Humidity: 41%, Wind: ESE 4 mph  
Outdoor Weather: Sunny,

### Officials

Referee: Wrolstad, Craig (4)      Umpire: Anderson, Barry (20)      Head Linesman: Hittner, Mark (28)  
Line Judge: Mapp, Julian (10)      Side Judge: Lamberth, Jeff (21)      Field Judge: Zimmer, Steve (33)  
Back Judge: Dyer, Lee (27)      Replay Official: Nemmers, Larry ( )

### Lineups

#### Pittsburgh Steelers

#### Washington Redskins

| Offense |    |                  | Defense |    |            | Offense |    |                  | Defense |    |            |
|---------|----|------------------|---------|----|------------|---------|----|------------------|---------|----|------------|
| WR      | 84 | A.Brown          | LDE     | 97 | C.Heyward  | WR      | 88 | P.Garcon         | LDE     | 35 | D.Phillips |
| LT      | 78 | A.Villanueva     | NT      | 28 | S.Davis    | LT      | 71 | T.Williams       | NT      | 64 | K.Golston  |
| LG      | 73 | R.Foster         | RDE     | 91 | S.Tuitt    | LG      | 77 | S.Lauvao         | RDE     | 92 | C.Baker    |
| C       | 53 | M.Pouncey        | LOLB    | 55 | A.Moats    | C       | 78 | K.Lichtensteiger | SLB     | 94 | P.Smith    |
| RG      | 66 | D.DeCastro       | LILB    | 50 | R.Shazier  | RG      | 75 | B.Scherff        | MLB     | 51 | W.Compton  |
| RT      | 77 | M.Gilbert        | RILB    | 94 | L.Timmons  | RT      | 76 | M.Moses          | MLB     | 54 | M.Foster   |
| WR      | 14 | S.Coates         | ROLB    | 95 | J.Jones    | TE      | 86 | J.Reed           | WLB     | 91 | R.Kerrigan |
| RB      | 34 | D.Williams       | LCB     | 22 | W.Gay      | WR      | 80 | J.Crowder        | CB      | 26 | B.Breeland |
| TE      | 81 | J.James          | FS      | 23 | M.Mitchell | WR      | 11 | D.Jackson        | CB      | 24 | J.Norman   |
| QB      | 7  | B.Roethlisberger | SS      | 21 | R.Golden   | QB      | 8  | K.Cousins        | SS      | 30 | D.Bruton   |
| TE      | 17 | E.Rogers         | RCB     | 31 | R.Cockrell | RB      | 31 | M.Jones          | FS      | 23 | D.Hall     |

### Substitutions

### Substitutions

P 4 J.Berry, K 9 C.Boswell, CB 25 A.Burns, S 29 S.Thomas, RB 33 F.Toussaint, S 37 J.Dangerfield, RB 38 D.Richardson, LB 44 T.Matakevich, LB 54 L.Fort, LB 56 A.Chickillo, LS 60 G.Warren, C/G 67 B.Finney, OT 68 R.Harris, C/G 74 C.Hubbard, DT 79 J.Hargrave, TE 82 D.Johnson, TE 85 X.Grimble, WR 88 D.Heyward-Bey, DE 90 R.Mathews, LB 92 J.Harrison, DT 93 D.McCullers, LB 98 V.Williams

K 3 D.Hopkins, P 5 T.Way, WR 14 R.Grant, WR 18 J.Doctson, CB 20 G.Toler, S 22 D.Everett, RB 25 C.Thompson, S 36 S.Cravens, S 41 W.Blackmon, CB 47 Q.Dunbar, LB 50 M.Spaight, LB 52 T.Garvin, LS 57 N.Sundberg, G 61 S.Long, T 79 T.Nsekhe, TE 84 N.Paul, TE 85 V.Davis, DE 90 E.Hood, LB/DE 93 T.Murphy, LB 96 H.Bates, DE 97 K.Reyes, DE 99 R.Jean Francois

### Did Not Play

### Did Not Play

QB 3 L.Jones, CB 24 J.Gilbert

QB 16 C.McCoy, RB 32 R.Kelley

### Not Active

### Not Active

WR 11 M.Wheaton, QB 18 Z.Mettenberger, CB 27 S.Golson, FB 45 R.Nix, LB 51 S.Johnson, C/G 72 C.Wallace, DE 96 L.Walton

QB 2 N.Sudfeld, WR 19 R.Ross, S 29 D.Ihenacho, CB 38 K.Fuller, C 62 A.Reiter, DE 72 A.Lanier, G 74 A.Kouandjio

### Field Goals (made ( ) & missed)

|          | C.Boswell           | (46) | D.Hopkins | (31) | (40) | (34) |    |       |
|----------|---------------------|------|-----------|------|------|------|----|-------|
|          |                     |      | 1         | 2    | 3    | 4    | OT | Total |
| VISITOR: | Pittsburgh Steelers |      | 0         | 14   | 10   | 14   | 0  | 38    |
| HOME:    | Washington Redskins |      | 6         | 0    | 3    | 7    | 0  | 16    |

### Scoring Plays

| Team     | Qtr | Time  | Play Description (Extra Point) (Drive Info)                              | Visitor | Home |
|----------|-----|-------|--|---------|------|
| Redskins | 1   | 5:56  | D.Hopkins 31 yd. Field Goal (9-54, 3:24)                                 | 0       | 3    |
| Redskins | 1   | 1:08  | D.Hopkins 40 yd. Field Goal (5-14, 2:38)                                 | 0       | 6    |
| Steelers | 2   | 10:10 | A.Brown 29 yd. pass from B.Roethlisberger (C.Boswell kick) (11-75, 5:58) | 7       | 6    |
| Steelers | 2   | 0:27  | E.Rogers 3 yd. pass from B.Roethlisberger (C.Boswell kick) (14-67, 5:52) | 14      | 6    |
| Steelers | 3   | 11:18 | C.Boswell 46 yd. Field Goal (8-47, 3:42)                                 | 17      | 6    |
| Steelers | 3   | 7:01  | A.Brown 26 yd. pass from B.Roethlisberger (C.Boswell kick) (5-75, 2:04)  | 24      | 6    |
| Redskins | 3   | 2:01  | D.Hopkins 34 yd. Field Goal (9-52, 5:00)                                 | 24      | 9    |
| Redskins | 4   | 13:01 | C.Thompson 1 yd. run (D.Hopkins kick) (7-77, 2:18)                       | 24      | 16   |
| Steelers | 4   | 5:48  | D.Williams 15 yd. run (C.Boswell kick) (13-73, 7:13)                     | 31      | 16   |

# National Football League Game Summary

NFL Copyright © 2016 by The National Football League. All rights reserved. This summary and play-by-play is for the express purpose of assisting media in their coverage of the game; any other use of this material is prohibited without the written permission of the National Football League. Updated: 1/7/2017

---

Steelers 4 1:54 D.Williams 6 yd. run (C.Boswell kick) (6-45, 2:23)

38 16

Paid Attendance: 79,124

Time: 2:56

Pittsburgh Steelers vs Washington Redskins  
9/12/2016 at FedExField

# Final Individual Statistics

## Pittsburgh Steelers

| RUSHING          | ATT | YDS | AVG  | LG | TD |
|------------------|-----|-----|------|----|----|
| D.Williams       | 26  | 143 | 5.5  | 17 | 2  |
| F.Toussaint      | 3   | 6   | 2.0  | 7  | 0  |
| B.Roethlisberger | 1   | -2  | -2.0 | -2 | 0  |
| Total            | 30  | 147 | 4.9  | 17 | 2  |

| PASSING          | ATT | CMP | YDS | SK/YD | TD | LG | IN | RT    |
|------------------|-----|-----|-----|-------|----|----|----|-------|
| B.Roethlisberger | 37  | 27  | 300 | 1/10  | 3  | 42 | 1  | 112.4 |
| Total            | 37  | 27  | 300 | 1/10  | 3  | 42 | 1  | 112.4 |

| PASS RECEIVING | TAR | REC | YDS | AVG  | LG | TD |
|----------------|-----|-----|-----|------|----|----|
| A.Brown        | 11  | 8   | 126 | 15.8 | 29 | 2  |
| E.Rogers       | 7   | 6   | 59  | 9.8  | 20 | 1  |
| D.Williams     | 9   | 6   | 28  | 4.7  | 14 | 0  |
| J.James        | 7   | 5   | 31  | 6.2  | 8  | 0  |
| S.Coates       | 3   | 2   | 56  | 28.0 | 42 | 0  |
| Total          | 37  | 27  | 300 | 11.1 | 42 | 3  |

| INTERCEPTIONS | NO | YDS | AVG | LG | TD |
|---------------|----|-----|-----|----|----|
| R.Shazier     | 1  | 0   | 0.0 | 0  | 0  |
| J.Harrison    | 1  | 0   | 0.0 | 0  | 0  |
| Total         | 2  | 0   | 0.0 | 0  | 0  |

| PUNTING | NO | YDS | AVG  | NET  | TB | IN20 | LG |
|---------|----|-----|------|------|----|------|----|
| J.Berry | 2  | 107 | 53.5 | 45.0 | 0  | 0    | 61 |
| Total   | 2  | 107 | 53.5 | 45.0 | 0  | 0    | 61 |

| PUNT RETURNS | NO | YDS | AVG | FC | LG | TD |
|--------------|----|-----|-----|----|----|----|
| E.Rogers     | 0  | 0   | 0.0 | 1  | 0  | 0  |
| Total        | 0  | 0   | 0.0 | 1  | 0  | 0  |

| KICKOFF RETURNS | NO | YDS | AVG  | FC | LG | TD |
|-----------------|----|-----|------|----|----|----|
| F.Toussaint     | 1  | 18  | 18.0 | 0  | 18 | 0  |
| [TOUCHBACK]     | 4  | 0   | 0.0  | 0  | 0  | 0  |
| Total           | 1  | 18  | 18.0 | 0  | 18 | 0  |

## Washington Redskins

| RUSHING    | ATT | YDS | AVG | LG | TD |
|------------|-----|-----|-----|----|----|
| M.Jones    | 7   | 24  | 3.4 | 12 | 0  |
| C.Thompson | 4   | 23  | 5.8 | 9  | 1  |
| K.Cousins  | 1   | 8   | 8.0 | 8  | 0  |
| Total      | 12  | 55  | 4.6 | 12 | 1  |

| PASSING   | ATT | CMP | YDS | SK/YD | TD | LG | IN | RT   |
|-----------|-----|-----|-----|-------|----|----|----|------|
| K.Cousins | 43  | 30  | 329 | 0/0   | 0  | 33 | 2  | 72.7 |
| Total     | 43  | 30  | 329 | 0/0   | 0  | 33 | 2  | 72.7 |

| PASS RECEIVING | TAR | REC | YDS | AVG  | LG | TD |
|----------------|-----|-----|-----|------|----|----|
| J.Reed         | 11  | 7   | 64  | 9.1  | 14 | 0  |
| D.Jackson      | 10  | 6   | 102 | 17.0 | 33 | 0  |
| J.Crowder      | 10  | 6   | 58  | 9.7  | 16 | 0  |
| P.Garcon       | 6   | 6   | 51  | 8.5  | 19 | 0  |
| C.Thompson     | 2   | 2   | 16  | 8.0  | 11 | 0  |
| V.Davis        | 1   | 1   | 20  | 20.0 | 20 | 0  |
| M.Jones        | 1   | 1   | 9   | 9.0  | 9  | 0  |
| J.Doctson      | 1   | 1   | 9   | 9.0  | 9  | 0  |
| R.Grant        | 1   | 0   | 0   | 0.0  | 0  | 0  |
| Total          | 43  | 30  | 329 | 11.0 | 33 | 0  |

| INTERCEPTIONS | NO | YDS | AVG  | LG | TD |
|---------------|----|-----|------|----|----|
| B.Breeland    | 1  | 26  | 26.0 | 26 | 0  |
| Total         | 1  | 26  | 26.0 | 26 | 0  |

| PUNTING | NO | YDS | AVG  | NET  | TB | IN20 | LG |
|---------|----|-----|------|------|----|------|----|
| T.Way   | 1  | 27  | 27.0 | 27.0 | 0  | 1    | 27 |
| Total   | 1  | 27  | 27.0 | 27.0 | 0  | 1    | 27 |

| PUNT RETURNS | NO | YDS | AVG  | FC | LG | TD |
|--------------|----|-----|------|----|----|----|
| J.Crowder    | 1  | 17  | 17.0 | 1  | 17 | 0  |
| Total        | 1  | 17  | 17.0 | 1  | 17 | 0  |

| KICKOFF RETURNS | NO | YDS | AVG  | FC | LG | TD |
|-----------------|----|-----|------|----|----|----|
| W.Blackmon      | 1  | 29  | 29.0 | 0  | 29 | 0  |
| [TOUCHBACK]     | 6  | 0   | 0.0  | 0  | 0  | 0  |
| Total           | 1  | 29  | 29.0 | 0  | 29 | 0  |

### Pittsburgh Steelers

| FUMBLES          | FUM | LOST | OWN-REC | YDS | TD | FORCED | OPP-REC | YDS | TD | OUT-BDS |
|------------------|-----|------|---------|-----|----|--------|---------|-----|----|---------|
| B.Roethlisberger | 2   | 0    | 1       | 0   | 0  | 0      | 0       | 0   | 0  | 0       |
| D.DeCastro       | 0   | 0    | 1       | 0   | 0  | 0      | 0       | 0   | 0  | 0       |
| R.Shazier        | 0   | 0    | 0       | 0   | 0  | 1      | 0       | 0   | 0  | 0       |
| Total            | 2   | 0    | 2       | 0   | 0  | 1      | 0       | 0   | 0  | 0       |

### Washington Redskins

| FUMBLES    | FUM | LOST | OWN-REC | YDS | TD | FORCED | OPP-REC | YDS | TD | OUT-BDS |
|------------|-----|------|---------|-----|----|--------|---------|-----|----|---------|
| J.Crowder  | 1   | 0    | 0       | 0   | 0  | 0      | 0       | 0   | 0  | 0       |
| P.Garcon   | 0   | 0    | 1       | 7   | 0  | 0      | 0       | 0   | 0  | 0       |
| R.Kerrigan | 0   | 0    | 0       | 0   | 0  | 1      | 0       | 0   | 0  | 0       |
| Total      | 1   | 0    | 1       | 7   | 0  | 1      | 0       | 0   | 0  | 0       |

Pittsburgh Steelers vs Washington Redskins  
9/12/2016 at FedExField

# Final Team Statistics

|  | Visitor<br>Steelers | Home<br>Redskins |
|--|---------------------|------------------|
| <b>TOTAL FIRST DOWNS</b>                             | 23                  | 18               |
| By Rushing   | 9                   | 3                |
| By Passing   | 14                  | 14               |
| By Penalty   | 0                   | 1                |
| <b>THIRD DOWN EFFICIENCY</b>                         | 9-14-64%            | 3-10-30%         |
| <b>FOURTH DOWN EFFICIENCY</b>                        | 2-2-100%            | 0-2-0%           |
| <b>TOTAL NET YARDS</b>                               | 437                 | 384              |
| Total Offensive Plays (inc. times thrown passing)    | 68                  | 55               |
| Average gain per offensive play                      | 6.4                 | 7.0              |
| <b>NET YARDS RUSHING</b>                             | 147                 | 55               |
| Total Rushing Plays                                  | 30                  | 12               |
| Average gain per rushing play                        | 4.9                 | 4.6              |
| Tackles for a loss-number and yards                  | 1-3                 | 2-5              |
| <b>NET YARDS PASSING</b>                             | 290                 | 329              |
| Times thrown - yards lost attempting to pass         | 1-10                | 0-0              |
| Gross yards passing                                  | 300                 | 329              |
| <b>PASS ATTEMPTS-COMPLETIONS-HAD INTERCEPTED</b>     | 37-27-1             | 43-30-2          |
| Avg gain per pass play (inc.# thrown passing)        | 7.6                 | 7.7              |
| <b>KICKOFFS Number-In End Zone-Touchbacks</b>        | 7-6-6               | 5-4-4            |
| <b>PUNTS Number and Average</b>                      | 2-53.5              | 1-27.0           |
| Had Blocked  | 0                   | 0                |
| <b>FGs - PATs Had Blocked</b>                        | 0-0                 | 0-0              |
| <b>Net Punting Average</b>                           | 45.0                | 27.0             |
| <b>TOTAL RETURN YARDAGE (Not Including Kickoffs)</b> | 0                   | 43               |
| No. and Yards Punt Returns                           | 0-0                 | 1-17             |
| No. and Yards Kickoff Returns                        | 1-18                | 1-29             |
| No. and Yards Interception Returns                   | 2-0                 | 1-26             |
| <b>PENALTIES Number and Yards</b>                    | 4-81                | 9-55             |
| <b>FUMBLES Number and Lost</b>                       | 2-0                 | 1-0              |
| <b>TOUCHDOWNS</b>                                    | 5                   | 1                |
| Rushing  | 2                   | 1                |
| Passing  | 3                   | 0                |
| <b>EXTRA POINTS Made-Attempts</b>                    | 5-5                 | 1-1              |
| Kicking Made-Attempts                                | 5-5                 | 1-1              |
| <b>FIELD GOALS Made-Attempts</b>                     | 1-1                 | 3-3              |
| <b>RED ZONE EFFICIENCY</b>                           | 3-3-100%            | 1-4-25%          |
| <b>GOAL TO GO EFFICIENCY</b>                         | 1-1-100%            | 1-2-50%          |
| <b>SAFETIES</b>                                      | 0                   | 0                |
| <b>FINAL SCORE</b>                                   | 38                  | 16               |
| <b>TIME OF POSSESSION</b>                            | 33:18               | 26:42            |

**Pittsburgh Steelers vs Washington Redskins**  
**9/12/2016 at FedExField**

# Ball Possession And Drive Chart

**Pittsburgh Steelers**

| #  | Time Recd | Time Lost | Time Poss | How Ball Obtained | Drive Began | # Play | Yds Gain | Yds Pen | Net Yds | 1st Down | Last Scrm | How Given Up |
|----|-----------|-----------|-----------|-------------------|-------------|--------|----------|---------|---------|----------|-----------|--------------|
| 1  | 11:16     | 9:20      | 1:56      | Punt              | PIT 13      | 3      | 8        | 0       | 8       | 0        | PIT 21    | Punt         |
| 2  | 5:56      | 3:46      | 2:10      | Kickoff           | PIT 25      | 5      | 29       | 0       | 29      | 1        | WAS 46    | Interception |
| 3  | 1:08      | 10:10     | 5:58      | Kickoff           | PIT 25      | 11     | 75       | 0       | 75      | 4        | WAS 29    | Touchdown    |
| 4  | 6:19      | 0:27      | 5:52      | Downs             | PIT 33      | 14     | 67       | 0       | 67      | 5        | * WAS 3   | Touchdown    |
| 5  | 15:00     | 11:18     | 3:42      | Kickoff           | PIT 25      | 8      | 47       | 0       | 47      | 2        | WAS 28    | Field Goal   |
| 6  | 9:05      | 7:01      | 2:04      | Interception      | PIT 25      | 5      | 75       | 0       | 75      | 2        | WAS 26    | Touchdown    |
| 7  | 2:01      | 0:19      | 1:42      | Kickoff           | PIT 25      | 3      | 8        | 0       | 8       | 0        | PIT 33    | Punt         |
| 8  | 13:01     | 5:48      | 7:13      | Kickoff           | PIT 27      | 13     | 83       | -10     | 73      | 6        | * WAS 15  | Touchdown    |
| 9  | 4:17      | 1:54      | 2:23      | Downs             | WAS 45      | 6      | 45       | 0       | 45      | 3        | * WAS 6   | Touchdown    |
| 10 | 0:18      | 0:00      | 0:18      | Interception      | PIT 20      | 1      | -2       | 0       | -2      | 0        | PIT 20    | End of Game  |

(273) Average PIT 27

**Washington Redskins**

| #  | Time Recd | Time Lost | Time Poss | How Ball Obtained | Drive Began | # Play | Yds Gain | Yds Pen | Net Yds | 1st Down | Last Scrm | How Given Up |
|----|-----------|-----------|-----------|-------------------|-------------|--------|----------|---------|---------|----------|-----------|--------------|
| 1  | 15:00     | 11:16     | 3:44      | Kickoff           | WAS 25      | 7      | 35       | 0       | 35      | 2        | PIT 40    | Punt         |
| 2  | 9:20      | 5:56      | 3:24      | Punt              | WAS 33      | 9      | 54       | 0       | 54      | 2        | * PIT 13  | Field Goal   |
| 3  | 3:46      | 1:08      | 2:38      | Interception      | PIT 37      | 5      | 19       | -5      | 14      | 1        | PIT 23    | Field Goal   |
| 4  | 10:10     | 6:19      | 3:51      | Kickoff           | WAS 25      | 5      | 57       | -15     | 42      | 1        | PIT 38    | Downs        |
| 5  | 0:27      | 0:00      | 0:27      | Kickoff           | WAS 25      | 1      | 9        | 0       | 9       | 0        | WAS 25    | End of Half  |
| 6  | 11:18     | 9:05      | 2:13      | Kickoff           | WAS 25      | 4      | 24       | -5      | 19      | 1        | WAS 44    | Interception |
| 7  | 7:01      | 2:01      | 5:00      | Kickoff           | WAS 32      | 9      | 67       | -15     | 52      | 3        | * PIT 16  | Field Goal   |
| 8  | 0:19      | 13:01     | 2:18      | Punt              | WAS 23      | 7      | 77       | 0       | 77      | 5        | * PIT 1   | Touchdown    |
| 9  | 5:48      | 4:17      | 1:31      | Kickoff           | WAS 25      | 5      | 25       | -5      | 20      | 1        | WAS 37    | Downs        |
| 10 | 1:54      | 0:18      | 1:36      | Kickoff           | WAS 25      | 6      | 26       | 46      | 72      | 2        | * PIT 3   | Interception |

(301) Average WAS 30

**\* inside opponent's 20**

| Time of Possession by Quarter          |                     | 1st                  | 2nd   | 3rd                  | 4th  | OT | Total |
|--|---------------------|----------------------|-------|----------------------|------|----|-------|
| <b>Visitor</b>                         | Pittsburgh Steelers | 5:14                 | 10:42 | 7:28                 | 9:54 |    | 33:18 |
| <b>Home</b>                            | Washington Redskins | 9:46                 | 4:18  | 7:32                 | 5:06 |    | 26:42 |
| <b>Kickoff Drive No.-Start Average</b> |                     | Steelers: 5 - PIT 25 |       | Redskins: 7 - WAS 26 |      |    |       |

**Pittsburgh Steelers vs Washington Redskins**  
**9/12/2016 at FedExField**

# Final Defensive Statistics

| Pittsburgh Steelers | Regular Defensive Plays |           |           |          |          |          |          |          |          |          |          | Special Teams |          |          |          |          | Misc     |          |          |          |
|---------------------|-------------------------|-----------|-----------|----------|----------|----------|----------|----------|----------|----------|----------|---------------|----------|----------|----------|----------|----------|----------|----------|----------|
|                     | TKL                     | AST       | COMB      | SK       | / YDS    | TFL      | Q        | IN       | PD       | FF       | FR       | TKL           | AST      | FF       | FR       | BL       | TKL      | AST      | FF       | FR       |
| L.Timmons           | 4                       | 4         | 8         | 0        | 0        | 0        | 0        | 0        | 1        | 0        | 0        | 0             | 0        | 0        | 0        | 0        | 0        | 0        | 0        | 0        |
| R.Shazier           | 5                       | 1         | 6         | 0        | 0        | 0        | 0        | 1        | 2        | 1        | 0        | 0             | 0        | 0        | 0        | 0        | 0        | 0        | 0        | 0        |
| M.Mitchell          | 4                       | 2         | 6         | 0        | 0        | 0        | 0        | 0        | 1        | 0        | 0        | 0             | 0        | 0        | 0        | 0        | 0        | 0        | 0        | 0        |
| J.Jones             | 2                       | 4         | 6         | 0        | 0        | 0        | 0        | 0        | 0        | 0        | 0        | 0             | 0        | 0        | 0        | 0        | 0        | 0        | 0        | 0        |
| R.Golden            | 2                       | 4         | 6         | 0        | 0        | 0        | 0        | 0        | 0        | 0        | 0        | 0             | 0        | 0        | 0        | 0        | 0        | 0        | 0        | 0        |
| W.Gay               | 2                       | 4         | 6         | 0        | 0        | 0        | 0        | 0        | 0        | 0        | 0        | 0             | 0        | 0        | 0        | 0        | 0        | 0        | 0        | 0        |
| S.Davis             | 3                       | 1         | 4         | 0        | 0        | 0        | 0        | 0        | 0        | 0        | 0        | 0             | 0        | 0        | 0        | 0        | 0        | 0        | 0        | 0        |
| R.Cockrell          | 2                       | 2         | 4         | 0        | 0        | 0        | 0        | 0        | 0        | 0        | 0        | 0             | 0        | 0        | 0        | 0        | 0        | 0        | 0        | 0        |
| J.Harrison          | 2                       | 1         | 3         | 0        | 0        | 1        | 0        | 1        | 1        | 0        | 0        | 0             | 0        | 0        | 0        | 0        | 0        | 0        | 0        | 0        |
| C.Heyward           | 1                       | 1         | 2         | 0        | 0        | 0        | 0        | 0        | 0        | 0        | 0        | 0             | 0        | 0        | 0        | 0        | 0        | 0        | 0        | 0        |
| L.Fort              | 1                       | 0         | 1         | 0        | 0        | 0        | 1        | 0        | 0        | 0        | 0        | 0             | 0        | 0        | 0        | 0        | 0        | 0        | 0        | 0        |
| A.Moats             | 1                       | 0         | 1         | 0        | 0        | 0        | 0        | 0        | 1        | 0        | 0        | 0             | 0        | 0        | 0        | 0        | 0        | 0        | 0        | 0        |
| A.Chickillo         | 1                       | 0         | 1         | 0        | 0        | 0        | 0        | 0        | 0        | 0        | 0        | 0             | 1        | 0        | 0        | 0        | 0        | 0        | 0        | 0        |
| S.Tuitt             | 0                       | 1         | 1         | 0        | 0        | 0        | 1        | 0        | 0        | 0        | 0        | 0             | 0        | 0        | 0        | 0        | 0        | 0        | 0        | 0        |
| S.Thomas            | 0                       | 0         | 0         | 0        | 0        | 0        | 0        | 0        | 0        | 0        | 0        | 1             | 0        | 0        | 0        | 0        | 0        | 0        | 0        | 0        |
| V.Williams          | 0                       | 0         | 0         | 0        | 0        | 0        | 0        | 0        | 0        | 0        | 0        | 0             | 1        | 0        | 0        | 0        | 0        | 0        | 0        | 0        |
| J.Dangerfield       | 0                       | 0         | 0         | 0        | 0        | 0        | 0        | 0        | 0        | 0        | 0        | 0             | 1        | 0        | 0        | 0        | 0        | 0        | 0        | 0        |
| D.Williams          | 0                       | 0         | 0         | 0        | 0        | 0        | 0        | 0        | 0        | 0        | 0        | 0             | 0        | 0        | 0        | 0        | 1        | 0        | 0        | 0        |
| D.DeCastro          | 0                       | 0         | 0         | 0        | 0        | 0        | 0        | 0        | 0        | 0        | 0        | 0             | 0        | 0        | 0        | 0        | 0        | 0        | 0        | 1        |
| B.Roethlisberger    | 0                       | 0         | 0         | 0        | 0        | 0        | 0        | 0        | 0        | 0        | 0        | 0             | 0        | 0        | 0        | 0        | 0        | 0        | 0        | 1        |
| <b>Total</b>        | <b>30</b>               | <b>25</b> | <b>55</b> | <b>0</b> | <b>0</b> | <b>1</b> | <b>2</b> | <b>2</b> | <b>6</b> | <b>1</b> | <b>0</b> | <b>1</b>      | <b>3</b> | <b>0</b> | <b>0</b> | <b>0</b> | <b>1</b> | <b>0</b> | <b>0</b> | <b>2</b> |

**TKL = Tackle AST = Assist COMB = Combined QH=QB Hit IN = Interception PD = Pass Defense FF = Forced Fumble FR = Fumble Recovery**

| Washington Redskins | Regular Defensive Plays |           |           |          |           |          |          |          |          |          |          | Special Teams |          |          |          |          | Misc     |          |          |          |
|---------------------|-------------------------|-----------|-----------|----------|-----------|----------|----------|----------|----------|----------|----------|---------------|----------|----------|----------|----------|----------|----------|----------|----------|
|                     | TKL                     | AST       | COMB      | SK       | / YDS     | TFL      | QH       | IN       | PD       | FF       | FR       | TKL           | AST      | FF       | FR       | BL       | TKL      | AST      | FF       | FR       |
| M.Foster            | 9                       | 5         | 14        | 0        | 0         | 2        | 0        | 0        | 0        | 0        | 0        | 0             | 0        | 0        | 0        | 0        | 0        | 0        | 0        | 0        |
| W.Compton           | 5                       | 8         | 13        | 0        | 0         | 0        | 0        | 0        | 0        | 0        | 0        | 0             | 0        | 0        | 0        | 0        | 0        | 0        | 0        | 0        |
| B.Breeland          | 6                       | 3         | 9         | 0        | 0         | 0        | 0        | 1        | 1        | 0        | 0        | 0             | 0        | 0        | 0        | 0        | 0        | 0        | 0        | 0        |
| D.Bruton            | 4                       | 4         | 8         | 0        | 0         | 0        | 0        | 0        | 1        | 0        | 0        | 0             | 0        | 0        | 0        | 0        | 0        | 0        | 0        | 0        |
| J.Norman            | 3                       | 3         | 6         | 0        | 0         | 0        | 0        | 0        | 2        | 0        | 0        | 0             | 0        | 0        | 0        | 0        | 0        | 0        | 0        | 0        |
| D.Hall              | 3                       | 3         | 6         | 0        | 0         | 0        | 0        | 0        | 0        | 0        | 0        | 0             | 0        | 0        | 0        | 0        | 0        | 0        | 0        | 0        |
| S.Cravens           | 3                       | 1         | 4         | 0        | 0         | 0        | 0        | 0        | 0        | 0        | 0        | 0             | 0        | 0        | 0        | 0        | 0        | 0        | 0        | 0        |
| C.Baker             | 1                       | 2         | 3         | 0        | 0         | 0        | 1        | 0        | 0        | 0        | 0        | 0             | 0        | 0        | 0        | 0        | 0        | 0        | 0        | 0        |
| P.Smith             | 0                       | 3         | 3         | 0        | 0         | 0        | 1        | 0        | 0        | 0        | 0        | 0             | 0        | 0        | 0        | 0        | 0        | 0        | 0        | 0        |
| R.Kerrigan          | 2                       | 0         | 2         | 1        | 10        | 1        | 0        | 0        | 0        | 1        | 0        | 0             | 0        | 0        | 0        | 0        | 0        | 0        | 0        | 0        |
| K.Golston           | 2                       | 0         | 2         | 0        | 0         | 0        | 1        | 0        | 0        | 0        | 0        | 0             | 0        | 0        | 0        | 0        | 0        | 0        | 0        | 0        |
| E.Hood              | 1                       | 1         | 2         | 0        | 0         | 0        | 1        | 0        | 0        | 0        | 0        | 0             | 0        | 0        | 0        | 0        | 0        | 0        | 0        | 0        |
| D.Phillips          | 1                       | 1         | 2         | 0        | 0         | 0        | 0        | 0        | 0        | 0        | 0        | 0             | 0        | 0        | 0        | 0        | 0        | 0        | 0        | 0        |
| K.Reyes             | 1                       | 1         | 2         | 0        | 0         | 0        | 0        | 0        | 0        | 0        | 0        | 0             | 0        | 0        | 0        | 0        | 0        | 0        | 0        | 0        |
| T.Garvin            | 0                       | 0         | 0         | 0        | 0         | 0        | 0        | 0        | 0        | 0        | 0        | 0             | 1        | 0        | 0        | 0        | 0        | 0        | 0        | 0        |
| H.Bates             | 0                       | 0         | 0         | 0        | 0         | 0        | 0        | 0        | 0        | 0        | 0        | 0             | 1        | 0        | 0        | 0        | 0        | 0        | 0        | 0        |
| K.Lichtensteiger    | 0                       | 0         | 0         | 0        | 0         | 0        | 0        | 0        | 0        | 0        | 0        | 0             | 0        | 0        | 0        | 0        | 1        | 0        | 0        | 0        |
| P.Garcon            | 0                       | 0         | 0         | 0        | 0         | 0        | 0        | 0        | 0        | 0        | 0        | 0             | 0        | 0        | 0        | 0        | 0        | 0        | 0        | 1        |
| <b>Total</b>        | <b>41</b>               | <b>35</b> | <b>76</b> | <b>1</b> | <b>10</b> | <b>3</b> | <b>4</b> | <b>1</b> | <b>4</b> | <b>1</b> | <b>0</b> | <b>0</b>      | <b>2</b> | <b>0</b> | <b>0</b> | <b>0</b> | <b>1</b> | <b>0</b> | <b>0</b> | <b>1</b> |







## First Quarter

9/12/2016

## Play By Play

PIT wins the coin toss and elects to defer. WAS elects to Receive, and PIT elects to defend the west goal.

C.Boswell kicks 65 yards from PIT 35 to end zone, Touchback.

## Washington Redskins at 15:00

|                    |  |    |
|--------------------|--|----|
| 1-10-WAS 25        | (15:00) (Shotgun) K.Cousins pass short right to J.Reed to WAS 37 for 12 yards (L.Timmons, R.Cockrell). | P1 |
| <u>1-10-WAS 37</u> | (14:28) M.Jones up the middle to WAS 37 for no gain (R.Shazier, J.Jones).                              |    |
| 2-10-WAS 37        | (13:47) (Shotgun) K.Cousins pass incomplete short middle to J.Reed (L.Timmons).                        |    |
| 3-10-WAS 37        | (13:40) (Shotgun) K.Cousins pass short right to J.Reed to PIT 49 for 14 yards (S.Davis, M.Mitchell).   | P2 |
| <u>1-10-PIT 49</u> | (12:54) K.Cousins pass incomplete short right to R.Grant.  |    |
| 2-10-PIT 49        | (12:46) (Shotgun) M.Jones left end to WAS 47 for -4 yards (S.Tuitt; C.Heyward).                        |    |
| 3-14-WAS 47        | (12:05) (Shotgun) K.Cousins pass short middle to J.Reed to PIT 40 for 13 yards (C.Heyward).            |    |
| 4-1-PIT 40         | (11:25) T.Way punts 27 yards to PIT 13, Center-N.Sundberg, fair catch by E.Rogers.                     |    |

## Pittsburgh Steelers at 11:16

|             |  |  |
|-------------|--|--|
| 1-10-PIT 13 | (11:16) (Shotgun) D.Williams left end to PIT 13 for no gain (M.Foster).  |  |
| 2-10-PIT 13 | (10:44) (No Huddle, Shotgun) B.Roethlisberger pass short right to E.Rogers to PIT 19 for 6 yards (J.Norman; W.Compton).    |  |
| 3-4-PIT 19  | (10:09) (No Huddle, Shotgun) B.Roethlisberger pass short right to D.Williams to PIT 21 for 2 yards (S.Cravens; W.Compton). |  |
| 4-2-PIT 21  | (9:30) J.Berry punts 46 yards to WAS 33, Center-G.Warren, fair catch by J.Crowder.   |  |

## Washington Redskins at 9:20

|                    |   |    |
|--------------------|---|----|
| 1-10-WAS 33        | (9:20) M.Jones right end to WAS 38 for 5 yards (J.Jones).   |    |
| 2-5-WAS 38         | (8:53) (No Huddle, Shotgun) K.Cousins pass short left to D.Jackson pushed ob at PIT 31 for 31 yards (M.Mitchell). | P3 |
| <u>1-10-PIT 31</u> | (8:18) (Shotgun) M.Jones right tackle to PIT 23 for 8 yards (J.Jones; S.Davis).                                   |    |
| 2-2-PIT 23         | (7:36) K.Cousins pass incomplete short right to D.Jackson (A.Moats).  |    |
| 3-2-PIT 23         | (7:33) (Shotgun) K.Cousins pass short right to D.Jackson to PIT 17 for 6 yards (R.Cockrell).                      | P4 |
| <u>1-10-PIT 17</u> | (6:52) M.Jones left guard to PIT 13 for 4 yards (L.Timmons).  |    |
| 2-6-PIT 13         | (6:11) (Shotgun) K.Cousins pass incomplete short middle to J.Reed (R.Shazier).                                    |    |
| 3-6-PIT 13         | (6:05) (Shotgun) K.Cousins pass incomplete short right to J.Crowder.  |    |
| 4-6-PIT 13         | <b>(6:01) D.Hopkins 31 yard field goal is GOOD, Center-N.Sundberg, Holder-T.Way.</b>                              |    |

|   |
|---|
| <b>PIT 0 WAS 3, 9 plays, 54 yards, 3:24 drive, 9:04 elapsed</b> |
|---|

D.Hopkins kicks 65 yards from WAS 35 to end zone, Touchback.

## Pittsburgh Steelers at 5:56

|                    |   |    |
|--------------------|---|----|
| 1-10-PIT 25        | (5:56) (Shotgun) B.Roethlisberger pass short left to A.Brown to PIT 30 for 5 yards (M.Foster).  |    |
| 2-5-PIT 30         | (5:22) (No Huddle, Shotgun) D.Williams up the middle to PIT 34 for 4 yards (C.Baker, D.Bruton).   |    |
| 3-1-PIT 34         | (4:43) B.Roethlisberger pass short middle to E.Rogers to WAS 46 for 20 yards (J.Norman).  | P1 |
| <u>1-10-WAS 46</u> | (4:00) (No Huddle, Shotgun) B.Roethlisberger pass incomplete short right to S.Coates.   |    |
| 2-10-WAS 46        | (3:56) (No Huddle, Shotgun) B.Roethlisberger pass short left intended for E.Rogers INTERCEPTED by B.Breeland at WAS 37. B.Breeland pushed ob at PIT 37 for 26 yards (D.Williams). |    |

## Washington Redskins at 3:46

|                    |   |    |
|--------------------|---|----|
| 1-10-PIT 37        | (3:46) (Shotgun) K.Cousins pass short middle to J.Crowder to PIT 26 for 11 yards (A.Chickillo).   | P5 |
| <u>1-10-PIT 26</u> | (3:08) (Shotgun) K.Cousins pass short right to P.Garcon to PIT 20 for 6 yards (R.Golden; R.Cockrell).   |    |
| 2-4-PIT 20         | (2:29) (Shotgun) <i>PENALTY on WAS-K.Lichtensteiger, False Start, 5 yards, enforced at PIT 20 - No Play.</i>  |    |
| 2-9-PIT 25         | (2:06) (Shotgun) K.Cousins pass incomplete short right to D.Jackson.  |    |
| 3-9-PIT 25         | (2:01) (Shotgun) K.Cousins pass short middle to P.Garcon to PIT 23 for 2 yards (R.Golden).  |    |
| 4-7-PIT 23         | <b>(1:13) D.Hopkins 40 yard field goal is GOOD, Center-N.Sundberg, Holder-T.Way.</b><br><i>Penalty on PIT-A.Burns, Defensive Offside, declined.</i> |    |

|  |
|--|
| <b>PIT 0 WAS 6, 5 plays, 14 yards, 2:38 drive, 13:52 elapsed</b> |
|--|

D.Hopkins kicks 65 yards from WAS 35 to end zone, Touchback.

## Pittsburgh Steelers at 1:08

|             |   |  |
|-------------|---|--|
| 1-10-PIT 25 | (1:08) B.Roethlisberger sacked at PIT 17 for -8 yards (R.Kerrigan). FUMBLES (R.Kerrigan) [E.Hood], touched at PIT 15, recovered by PIT-D.DeCastro at PIT 13. D.DeCastro to PIT 13 for no gain (R.Kerrigan). |  |
| 2-22-PIT 13 | (:31) (Shotgun) B.Roethlisberger pass short left to D.Williams to PIT 27 for 14 yards (W.Compton).  |  |

Pittsburgh Steelers vs Washington Redskins at FedExField

END OF QUARTER

|                     | Score | Time Poss | First Downs |   |   |   | Efficiencies |        |
|---------------------|-------|-----------|-------------|---|---|---|--------------|--------|
|                     |       |           | R           | P | X | T | 3 Down       | 4 Down |
| Pittsburgh Steelers | 0     | 5:14      | 0           | 1 | 0 | 1 | 1/2          | 0/0    |
| Washington Redskins | 6     | 9:46      | 0           | 5 | 0 | 5 | 2/5          | 0/0    |

# Second Quarter

9/12/2016

## Play By Play

Pittsburgh Steelers continued.

- 3-8-PIT 27 (15:00) (Shotgun) B.Roethlisberger pass short right to A.Brown to PIT 40 for 13 yards (D.Phillips) [P.Smith]. P2
- 1-10-PIT 40 (14:18) D.Williams left guard to PIT 48 for 8 yards (J.Norman, M.Foster).
- 2-2-PIT 48 (13:40) D.Williams right end to WAS 49 for 3 yards (K.Golston, C.Baker). R3
- 1-10-WAS 49 (13:01) D.Williams left tackle to WAS 46 for 3 yards (W.Compton; C.Baker).
- 2-7-WAS 46 (12:20) B.Roethlisberger pass short middle to J.James to WAS 38 for 8 yards (J.Norman, B.Breeland). P4
- 1-10-WAS 38 (11:39) F.Toussaint right tackle to WAS 36 for 2 yards (W.Compton; D.Bruton).
- 2-8-WAS 36 (11:01) B.Roethlisberger pass incomplete short right to A.Brown (J.Norman).  
Washington challenged the incomplete pass ruling, and the play was Upheld. The ruling on the field stands. (Timeout #1.)
- 3-8-WAS 36 (10:56) (Shotgun) B.Roethlisberger pass short middle to J.James to WAS 29 for 7 yards (D.Bruton; W.Compton).
- 4-1-WAS 29 **(10:18) B.Roethlisberger pass deep left to A.Brown for 29 yards, TOUCHDOWN.** P5  
C.Boswell extra point is GOOD, Center-G.Warren, Holder-J.Berry.

**PIT 7 WAS 6, 11 plays, 75 yards, 5:58 drive, 4:50 elapsed**

C.Boswell kicks 65 yards from PIT 35 to end zone, Touchback.

### Washington Redskins at 10:10

- 1-10-WAS 25 (10:10) K.Cousins pass deep right to D.Jackson to PIT 42 for 33 yards (M.Mitchell). P6  
Timeout #2 by WAS at 09:17.
- 1-10-PIT 42 (9:17) M.Jones up the middle to PIT 32 for 10 yards (R.Cockrell, M.Mitchell).  
*PENALTY on WAS-V.Davis, Offensive Holding, 10 yards, enforced at PIT 42 - No Play.*
- 1-20-WAS 48 (8:53) (Shotgun) *PENALTY on WAS-T.Williams, False Start, 5 yards, enforced at WAS 48 - No Play.*
- 1-25-WAS 43 (8:32) (Shotgun) K.Cousins pass short middle to J.Crowder to PIT 48 for 9 yards (L.Timmons; J.Jones).
- 2-16-PIT 48 (7:54) (Shotgun) C.Thompson right guard to PIT 42 for 6 yards (R.Shazier).
- 3-10-PIT 42 (7:16) (Shotgun) K.Cousins pass short left to J.Reed to PIT 38 for 4 yards (L.Timmons).
- 4-6-PIT 38 (6:27) (Shotgun) K.Cousins pass short middle to C.Thompson to PIT 33 for 5 yards (R.Golden).

### Pittsburgh Steelers at 6:19

- 1-10-PIT 33 (6:19) (Shotgun) D.Williams left guard to PIT 38 for 5 yards (M.Foster).
- 2-5-PIT 38 (5:49) (No Huddle, Shotgun) B.Roethlisberger pass short middle to J.James to PIT 42 for 4 yards (D.Hall).
- 3-1-PIT 42 (5:08) (Shotgun) D.Williams up the middle to PIT 45 for 3 yards (D.Hall; M.Foster). R6
- 1-10-PIT 45 (4:31) (No Huddle, Shotgun) D.Williams left end to WAS 46 for 9 yards (E.Hood, B.Breeland).
- 2-1-WAS 46 (3:56) (No Huddle, Shotgun) D.Williams right end to WAS 46 for no gain (P.Smith; M.Foster).
- 3-1-WAS 46 (3:09) D.Williams right guard to WAS 43 for 3 yards (D.Bruton). R7
- 1-10-WAS 43 (2:30) (No Huddle, Shotgun) B.Roethlisberger pass short middle to E.Rogers to WAS 38 for 5 yards (W.Compton).

### Two-Minute Warning

- 2-5-WAS 38 (2:00) (Shotgun) B.Roethlisberger pass incomplete short right to D.Williams [C.Baker].
- 3-5-WAS 38 (1:55) (Shotgun) B.Roethlisberger pass short right to D.Williams to WAS 34 for 4 yards (S.Cravens, J.Norman).
- 4-1-WAS 34 (1:24) (No Huddle) B.Roethlisberger pass short middle to E.Rogers to WAS 15 for 19 yards (B.Breeland). P8  
Timeout #1 by PIT at 01:11.
- 1-10-WAS 15 (1:11) (Shotgun) B.Roethlisberger pass short left to E.Rogers to WAS 9 for 6 yards (S.Cravens).
- 2-4-WAS 9 (:42) (No Huddle, Shotgun) B.Roethlisberger pass incomplete short middle to J.James (D.Bruton).
- 3-4-WAS 9 (:37) (Shotgun) B.Roethlisberger pass short middle to J.James to WAS 3 for 6 yards (W.Compton, D.Hall). P9  
Timeout #2 by PIT at 00:31.
- 1-3-WAS 3 (:31) **(Shotgun) B.Roethlisberger pass short left to E.Rogers for 3 yards, TOUCHDOWN.** P10  
C.Boswell extra point is GOOD, Center-G.Warren, Holder-J.Berry.

**PIT 14 WAS 6, 14 plays, 67 yards, 5:52 drive, 14:33 elapsed**

C.Boswell kicks 65 yards from PIT 35 to end zone, Touchback.

### Washington Redskins at 0:27

- 1-10-WAS 25 (:27) (Shotgun) C.Thompson right tackle to WAS 34 for 9 yards (R.Golden; M.Mitchell).

### END OF QUARTER

|                     | Score | Time Poss | First Downs |   |   |   | Efficiencies |        |
|---------------------|-------|-----------|-------------|---|---|---|--------------|--------|
|                     |       |           | R           | P | X | T | 3 Down       | 4 Down |
| Pittsburgh Steelers | 14    | 10:42     | 3           | 6 | 0 | 9 | 4/6          | 2/2    |
| Washington Redskins | 6     | 4:18      | 0           | 1 | 0 | 1 | 0/1          | 0/1    |

## Third Quarter

9/12/2016

## Play By Play

PIT elects to Receive, and WAS elects to defend the West goal.

D.Hopkins kicks 65 yards from WAS 35 to end zone, Touchback.

## Pittsburgh Steelers at 15:00

- 1-10-PIT 25 (15:00) D.Williams left end to PIT 32 for 7 yards (B.Breeland; W.Compton).  
 2-3-PIT 32 (14:22) (No Huddle) B.Roethlisberger pass incomplete short middle to D.Williams [K.Golston].  
 3-3-PIT 32 (14:15) (Shotgun) B.Roethlisberger pass deep left to A.Brown pushed ob at PIT 48 for 16 yards (B.Breeland). P11  
1-10-PIT 48 (13:40) (No Huddle) D.Williams left end to WAS 35 for 17 yards (W.Compton). R12  
1-10-WAS 35 (13:01) (No Huddle, Shotgun) D.Williams right end to WAS 35 for no gain (D.Bruton).  
 2-10-WAS 35 (12:17) F.Toussaint right guard to WAS 28 for 7 yards (W.Compton).  
 3-3-WAS 28 (11:29) B.Roethlisberger pass incomplete deep left to J.James.  
 4-3-WAS 28 **(11:23) C.Boswell 46 yard field goal is GOOD, Center-G.Warren, Holder-J.Berry.**

**PIT 17 WAS 6, 8 plays, 47 yards, 3:42 drive, 3:42 elapsed**

C.Boswell kicks 65 yards from PIT 35 to end zone, Touchback.

## Washington Redskins at 11:18

- 1-10-WAS 25 (11:18) *PENALTY on WAS-M.Jones, False Start, 5 yards, enforced at WAS 25 - No Play.*  
 1-15-WAS 20 (11:18) (Shotgun) M.Jones left end to WAS 19 for -1 yards (J.Harrison, W.Gay).  
 2-16-WAS 19 (10:40) (Shotgun) K.Cousins pass short middle to J.Crowder to WAS 28 for 9 yards (J.Harrison; L.Timmons).  
 3-7-WAS 28 (10:07) (Shotgun) K.Cousins pass short right to J.Crowder to WAS 35 for 7 yards (R.Shazier). FUMBLES (R.Shazier), recovered by WAS- P7  
 P.Garcon at WAS 37. P.Garcon to WAS 44 for 7 yards (J.Harrison).  
1-10-WAS 44 (9:22) (Shotgun) K.Cousins pass deep left intended for J.Reed INTERCEPTED by R.Shazier at PIT 39. R.Shazier to WAS 10 for 51 yards (K.Lichtensteiger).  
*PENALTY on PIT-M.Mitchell, Illegal Block Above the Waist, 10 yards, enforced at PIT 35.*

## Pittsburgh Steelers at 9:05

- 1-10-PIT 25 (9:05) (Shotgun) B.Roethlisberger pass short left to A.Brown to PIT 25 for no gain (B.Breeland).  
 2-10-PIT 25 (8:26) (No Huddle, Shotgun) B.Roethlisberger to PIT 19 for -6 yards. FUMBLES, and recovers at PIT 19. B.Roethlisberger pass deep left to P13  
 S.Coates pushed ob at WAS 33 for 42 yards (D.Hall).  
1-10-WAS 33 (7:52) (No Huddle, Shotgun) B.Roethlisberger pass short left to D.Williams pushed ob at WAS 26 for 7 yards (M.Foster).  
 2-3-WAS 26 (7:14) (No Huddle, Shotgun) B.Roethlisberger pass incomplete short middle to D.Williams. Shovel pass  
 3-3-WAS 26 **(7:08) (Shotgun) B.Roethlisberger pass deep left to A.Brown for 26 yards, TOUCHDOWN.** P14  
*PENALTY on PIT-A.Brown, Unsportsmanlike Conduct, 15 yards, enforced between downs.*  
 C.Boswell extra point is GOOD, Center-G.Warren, Holder-J.Berry.

**PIT 24 WAS 6, 5 plays, 75 yards, 2:04 drive, 7:59 elapsed**

C.Boswell kicks 77 yards from PIT 20 to WAS 3. W.Blackmon to WAS 32 for 29 yards (S.Thomas, A.Chickillo).

## Washington Redskins at 7:01, (1st play from scrimmage 6:53)

- 1-10-WAS 32 (6:53) M.Jones left tackle to WAS 44 for 12 yards (R.Golden; L.Timmons). R8  
1-10-WAS 44 (6:11) (Shotgun) K.Cousins pass short left to D.Jackson pushed ob at PIT 47 for 9 yards (J.Jones).  
 2-1-PIT 47 (5:39) (Shotgun) K.Cousins pass short left to D.Jackson pushed ob at PIT 36 for 11 yards (W.Gay). P9  
1-10-PIT 36 (5:13) (Shotgun) *PENALTY on WAS-K.Lichtensteiger, False Start, 5 yards, enforced at PIT 36 - No Play.*  
 1-15-PIT 41 (4:56) (Shotgun) K.Cousins pass short middle to C.Thompson to PIT 30 for 11 yards (R.Shazier).  
 2-4-PIT 30 (4:18) (Shotgun) K.Cousins pass short right to P.Garcon pushed ob at PIT 20 for 10 yards (R.Cockrell). P10  
1-10-PIT 20 (3:49) M.Jones up the middle to PIT 20 for no gain (R.Mathews, D.McCullers).  
*PENALTY on WAS-T.Williams, Offensive Holding, 10 yards, enforced at PIT 20 - No Play.*  
 1-20-PIT 30 (3:30) (Shotgun) K.Cousins pass short right to P.Garcon to PIT 24 for 6 yards (S.Davis).  
 2-14-PIT 24 (2:53) (Shotgun) K.Cousins pass short left to P.Garcon to PIT 16 for 8 yards (S.Davis, W.Gay).  
 3-6-PIT 16 (2:12) (Shotgun) K.Cousins pass incomplete deep right to J.Crowder.  
 4-6-PIT 16 **(2:04) D.Hopkins 34 yard field goal is GOOD, Center-N.Sundberg, Holder-T.Way.**

**PIT 24 WAS 9, 9 plays, 52 yards, 5:00 drive, 12:59 elapsed**

D.Hopkins kicks 65 yards from WAS 35 to end zone, Touchback.

## Pittsburgh Steelers at 2:01

- 1-10-PIT 25 (2:01) D.Williams left tackle to PIT 29 for 4 yards (D.Bruton, K.Reyes).  
 2-6-PIT 29 (1:21) D.Williams up the middle to PIT 33 for 4 yards (K.Reyes).  
 3-2-PIT 33 (:36) B.Roethlisberger pass incomplete short right to A.Brown.

**Pittsburgh Steelers vs Washington Redskins at FedExField**

4-2-PIT 33 (:31) J.Berry punts 61 yards to WAS 6, Center-G.Warren. J.Crowder to WAS 23 for 17 yards (V.Williams; J.Dangerfield).

**Washington Redskins at 0:19**

1-10-WAS 23 (:19) (Shotgun) K.Cousins pass short middle to M.Jones to WAS 32 for 9 yards (R.Shazier).

**END OF QUARTER**

|                     | Score | Time Poss | First Downs |   |   |   | Efficiencies |        |
|---------------------|-------|-----------|-------------|---|---|---|--------------|--------|
|                     |       |           | R           | P | X | T | 3 Down       | 4 Down |
| Pittsburgh Steelers | 24    | 7:28      | 1           | 3 | 0 | 4 | 2/4          | 0/0    |
| Washington Redskins | 9     | 7:32      | 1           | 3 | 0 | 4 | 1/2          | 0/0    |

## Fourth Quarter

9/12/2016

## Play By Play

Washington Redskins continued.

|                    |   |     |
|--------------------|---|-----|
| 2-1-WAS 32         | (15:00) (Shotgun) C.Thompson left end pushed ob at WAS 39 for 7 yards (M.Mitchell).                                 | R11 |
| <u>1-10-WAS 39</u> | (14:41) K.Cousins pass short middle to J.Reed to WAS 44 for 5 yards (R.Shazier; L.Timmons).                         |     |
| 2-5-WAS 44         | (14:20) (No Huddle, Shotgun) K.Cousins pass deep right to P.Garcon ran ob at PIT 37 for 19 yards.                   | P12 |
| <u>1-10-PIT 37</u> | (14:03) (No Huddle, Shotgun) K.Cousins pass deep middle to J.Crowder to PIT 21 for 16 yards (M.Mitchell) [S.Tuitt]. | P13 |
| <u>1-10-PIT 21</u> | (13:36) (No Huddle, Shotgun) K.Cousins pass short middle to V.Davis to PIT 1 for 20 yards (L.Fort).                 | P14 |
| <u>1-1-PIT 1</u>   | <b>(13:05) (No Huddle) C.Thompson right end for 1 yard, TOUCHDOWN.</b>  | R15 |
|                    | <i>(Kick formation) PENALTY on WAS-D.Hopkins, Delay of Game, 5 yards, enforced at PIT 15 - No Play.</i>             |     |
|                    | D.Hopkins extra point is GOOD, Center-N.Sundberg, Holder-T.Way.   |     |

|   |
|---|
| <b>PIT 24 WAS 16, 7 plays, 77 yards, 2:18 drive, 1:59 elapsed</b> |
|---|

D.Hopkins kicks 56 yards from WAS 35 to PIT 9. F.Toussaint to PIT 27 for 18 yards (T.Garvin; H.Bates).

## Pittsburgh Steelers at 13:01, (1st play from scrimmage 12:53)

|                    |  |     |
|--------------------|--|-----|
| 1-10-PIT 27        | (12:53) (Shotgun) B.Roethlisberger pass short middle to D.Williams to PIT 32 for 5 yards (W.Compton; D.Bruton).          |     |
| 2-5-PIT 32         | (12:08) (No Huddle, Shotgun) D.Williams right end pushed ob at PIT 41 for 9 yards (M.Foster).                            | R15 |
| <u>1-10-PIT 41</u> | (11:33) (No Huddle, Shotgun) D.Williams up the middle to PIT 45 for 4 yards (M.Foster; P.Smith).                         |     |
| 2-6-PIT 45         | (10:57) (No Huddle, Shotgun) B.Roethlisberger pass short middle to J.James to WAS 49 for 6 yards (D.Phillips; M.Foster). | P16 |
| <u>1-10-WAS 49</u> | (10:21) (No Huddle, Shotgun) D.Williams right guard to WAS 41 for 8 yards (D.Bruton).                                    |     |
| 2-2-WAS 41         | (9:46) (No Huddle, Shotgun) D.Williams up the middle to WAS 38 for 3 yards (M.Foster, E.Hood).                           | R17 |
| <u>1-10-WAS 38</u> | (9:09) (No Huddle, Shotgun) F.Toussaint right end to WAS 41 for -3 yards (M.Foster).                                     |     |
| 2-13-WAS 41        | (8:33) (No Huddle, Shotgun) B.Roethlisberger pass incomplete short right to A.Brown (J.Norman).                          |     |
| 3-13-WAS 41        | (8:28) (Shotgun) B.Roethlisberger pass short right to S.Coates to WAS 27 for 14 yards (S.Cravens, J.Norman).             | P18 |
| <u>1-10-WAS 27</u> | (7:53) (No Huddle, Shotgun) D.Williams right end to WAS 22 for 5 yards (D.Hall; P.Smith).                                |     |
|                    | <i>PENALTY on PIT-J.James, Offensive Holding, 10 yards, enforced at WAS 22.</i>  |     |
| 1-15-WAS 32        | (7:24) B.Roethlisberger pass short left to D.Williams to WAS 36 for -4 yards (M.Foster).                                 |     |
| 2-19-WAS 36        | (6:39) (Shotgun) B.Roethlisberger pass deep left to A.Brown to WAS 15 for 21 yards (B.Breeland).                         | P19 |
| <u>1-10-WAS 15</u> | <b>(5:55) (Shotgun) D.Williams left end for 15 yards, TOUCHDOWN.</b>   | R20 |
|                    | C.Boswell extra point is GOOD, Center-G.Warren, Holder-J.Berry.  |     |
|                    | <i>PENALTY on WAS-J.Norman, Defensive Offside, 5 yards, enforced between downs.</i>                                      |     |

|  |
|--|
| <b>PIT 31 WAS 16, 13 plays, 73 yards, 7:13 drive, 9:12 elapsed</b> |
|--|

C.Boswell kicks 60 yards from PIT 40 to end zone, Touchback.

## Washington Redskins at 5:48

|                    |  |     |
|--------------------|--|-----|
| 1-10-WAS 25        | (5:48) (Shotgun) K.Cousins pass short right to D.Jackson ran ob at WAS 37 for 12 yards.              | P16 |
| <u>1-10-WAS 37</u> | (5:32) (No Huddle, Shotgun) K.Cousins pass incomplete short right to J.Reed [L.Fort].                |     |
| 2-10-WAS 37        | (5:32) (Shotgun) <i>PENALTY on WAS-S.Lauvao, False Start, 5 yards, enforced at WAS 37 - No Play.</i> |     |
| 2-15-WAS 32        | (5:20) (Shotgun) K.Cousins pass incomplete short right to J.Crowder (M.Mitchell).                    |     |
| 3-15-WAS 32        | (5:15) (Shotgun) K.Cousins pass short left to J.Reed to WAS 37 for 5 yards (J.Jones; W.Gay).         |     |
| 4-10-WAS 37        | (4:26) (Shotgun) K.Cousins scrambles right end pushed ob at WAS 45 for 8 yards (A.Moats).            |     |

## Pittsburgh Steelers at 4:17

|                    |  |     |
|--------------------|--|-----|
| 1-10-WAS 45        | (4:17) D.Williams left end to WAS 32 for 13 yards (B.Breeland).                                  | R21 |
| <u>1-10-WAS 32</u> | (3:32) D.Williams left tackle to WAS 31 for 1 yard (K.Golston, W.Compton).                       |     |
|                    | Timeout #1 by WAS at 03:25.  |     |
| 2-9-WAS 31         | (3:25) D.Williams left guard to WAS 27 for 4 yards (M.Foster).                                   |     |
|                    | Timeout #2 by WAS at 03:19.  |     |
| 3-5-WAS 27         | (3:19) (Shotgun) B.Roethlisberger pass deep left to A.Brown to WAS 11 for 16 yards (B.Breeland). | P22 |
| <u>1-10-WAS 11</u> | (2:34) D.Williams up the middle to WAS 6 for 5 yards (D.Hall).                                   |     |

Two-Minute Warning

|           |   |     |
|-----------|---|-----|
| 2-5-WAS 6 | <b>(2:00) D.Williams left end for 6 yards, TOUCHDOWN.</b>       | R23 |
|           | C.Boswell extra point is GOOD, Center-G.Warren, Holder-J.Berry. |     |

|  |
|--|
| <b>PIT 38 WAS 16, 6 plays, 45 yards, 2:23 drive, 13:06 elapsed</b> |
|--|

C.Boswell kicks 65 yards from PIT 35 to end zone, Touchback.

**Pittsburgh Steelers vs Washington Redskins at FedExField**

**Washington Redskins at 1:54**

- 1-10-WAS 25 (1:54) (Shotgun) K.Cousins pass incomplete short right to D.Jackson.
- 2-10-WAS 25 (1:49) (Shotgun) K.Cousins pass short middle to J.Reed to WAS 36 for 11 yards (L.Timmons). P17
- 1-10-WAS 36 (1:26) (No Huddle, Shotgun) K.Cousins pass short left to J.Doctson to WAS 45 for 9 yards (W.Gay).
- 2-1-WAS 45 (:59) (No Huddle, Shotgun) K.Cousins pass incomplete deep right to D.Jackson (R.Cockrell).  
*PENALTY on PIT-R.Cockrell, Defensive Pass Interference, 46 yards, enforced at WAS 45 - No Play.* X18
- 1-9-PIT 9 (:50) (Shotgun) K.Cousins pass short left to J.Crowder to PIT 3 for 6 yards (R.Golden; W.Gay).
- 2-3-PIT 3 (:26) (No Huddle, Shotgun) K.Cousins pass incomplete short left to D.Jackson.
- 3-3-PIT 3 (:23) (Shotgun) K.Cousins pass short middle intended for J.Crowder INTERCEPTED by J.Harrison at PIT -3. Touchback.

**Pittsburgh Steelers at 0:18**

- 1-10-PIT 20 (:18) B.Roethlisberger kneels to PIT 18 for -2 yards.

**END OF QUARTER**

|                            |              | <b>Time</b> | <b>First Downs</b> |          |          |          | <b>Efficiencies</b> |               |
|----------------------------|--------------|-------------|--------------------|----------|----------|----------|---------------------|---------------|
|                            | <b>Score</b> | <b>Poss</b> | <b>R</b>           | <b>P</b> | <b>X</b> | <b>T</b> | <b>3 Down</b>       | <b>4 Down</b> |
| <b>Pittsburgh Steelers</b> | <b>38</b>    | <b>9:54</b> | <b>5</b>           | <b>4</b> | <b>0</b> | <b>9</b> | <b>2/2</b>          | <b>0/0</b>    |
| <b>Washington Redskins</b> | <b>16</b>    | <b>5:06</b> | <b>2</b>           | <b>5</b> | <b>1</b> | <b>8</b> | <b>0/2</b>          | <b>0/1</b>    |



# Miscellaneous Statistics Report

Pittsburgh Steelers vs Washington Redskins  
9/12/2016 at FedExField

## Ten Longest Plays for Pittsburgh Steelers

| Yards | Qtr | Play Start  | Play Description   |
|-------|-----|-------------|--|
| 42    | 3   | 2-10-PIT 25 | (8:26) (No Huddle, Shotgun) B.Roethlisberger to PIT 19 for -6 yards. FUMBLES, and recovers at PIT 19. B.Roethlisberger pass deep left to S.Coates pushed ob at WAS 33 for 42 yards (D.Hall). |
| 29    | 2   | 4-1-WAS 29  | (10:18) B.Roethlisberger pass deep left to A.Brown for 29 yards, TOUCHDOWN.  |
| 26    | 3   | 3-3-WAS 26  | (7:08) (Shotgun) B.Roethlisberger pass deep left to A.Brown for 26 yards, TOUCHDOWN.<br>PENALTY on PIT-A.Brown, Unsportsmanlike Conduct, 15 yards, enforced between downs.                   |
| 21    | 4   | 2-19-WAS 36 | (6:39) (Shotgun) B.Roethlisberger pass deep left to A.Brown to WAS 15 for 21 yards (B.Breeland).   |
| 20    | 1   | 3-1-PIT 34  | (4:43) B.Roethlisberger pass short middle to E.Rogers to WAS 46 for 20 yards (J.Norman).   |
| 19    | 2   | 4-1-WAS 34  | (1:24) (No Huddle) B.Roethlisberger pass short middle to E.Rogers to WAS 15 for 19 yards (B.Breeland).   |
| 17    | 3   | 1-10-PIT 48 | (13:40) (No Huddle) D.Williams left end to WAS 35 for 17 yards (W.Compton).  |
| 16    | 3   | 3-3-PIT 32  | (14:15) (Shotgun) B.Roethlisberger pass deep left to A.Brown pushed ob at PIT 48 for 16 yards (B.Breeland).  |
| 16    | 4   | 3-5-WAS 27  | (3:19) (Shotgun) B.Roethlisberger pass deep left to A.Brown to WAS 11 for 16 yards (B.Breeland).   |
| 15    | 4   | 1-10-WAS 15 | (5:55) (Shotgun) D.Williams left end for 15 yards, TOUCHDOWN.  |

## Ten Longest Plays for Washington Redskins

| Yards | Qtr | Play Start  | Play Description  |
|-------|-----|-------------|---|
| 33    | 2   | 1-10-WAS 25 | (10:10) K.Cousins pass deep right to D.Jackson to PIT 42 for 33 yards (M.Mitchell).                                 |
| 31    | 1   | 2-5-WAS 38  | (8:53) (No Huddle, Shotgun) K.Cousins pass short left to D.Jackson pushed ob at PIT 31 for 31 yards (M.Mitchell).   |
| 20    | 4   | 1-10-PIT 21 | (13:36) (No Huddle, Shotgun) K.Cousins pass short middle to V.Davis to PIT 1 for 20 yards (L.Fort).                 |
| 19    | 4   | 2-5-WAS 44  | (14:20) (No Huddle, Shotgun) K.Cousins pass deep right to P.Garcon ran ob at PIT 37 for 19 yards.                   |
| 16    | 3   | 3-7-WAS 28  | (10:07) (Shotgun) K.Cousins pass short right to J.Crowder to WAS 35 for 7 yards (R.Shazier). FUMBLES (R.Shazier),   |
| 16    | 4   | 1-10-PIT 37 | (14:03) (No Huddle, Shotgun) K.Cousins pass deep middle to J.Crowder to PIT 21 for 16 yards (M.Mitchell) [S.Tuitt]. |
| 14    | 1   | 3-10-WAS 37 | (13:40) (Shotgun) K.Cousins pass short right to J.Reed to PIT 49 for 14 yards (S.Davis, M.Mitchell).                |
| 13    | 1   | 3-14-WAS 47 | (12:05) (Shotgun) K.Cousins pass short middle to J.Reed to PIT 40 for 13 yards (C.Heyward).                         |
| 12    | 1   | 1-10-WAS 25 | (15:00) (Shotgun) K.Cousins pass short right to J.Reed to WAS 37 for 12 yards (L.Timmons, R.Cockrell).              |
| 12    | 3   | 1-10-WAS 32 | (6:53) M.Jones left tackle to WAS 44 for 12 yards (R.Golden; L.Timmons).  |

## Touchdown Scoring Information

|                |                     | Offense | Defense | Special Teams |
|----------------|---------------------|---------|---------|---------------|
| <b>VISITOR</b> | Pittsburgh Steelers | 5       | 0       | 0             |
| <b>HOME</b>    | Washington Redskins | 1       | 0       | 0             |

## Player Scoring Information

| Club | Player     | TD | Rush TD | Rec TD | KO TD | Punt TD | Int TD | Fum TD | Misc TD | FG | XP | 2Pt Rush | 2Pt Rec | Sfty | Points |
|------|------------|----|---------|--------|-------|---------|--------|--------|---------|----|----|----------|---------|------|--------|
| PIT  | D.Williams | 0  | 2       | 0      | 0     | 0       | 0      | 0      | 0       | 0  | 0  | 0        | 0       | 0    | 12     |
| PIT  | A.Brown    | 0  | 0       | 2      | 0     | 0       | 0      | 0      | 0       | 0  | 0  | 0        | 0       | 0    | 12     |
| PIT  | C.Boswell  | 0  | 0       | 0      | 0     | 0       | 0      | 0      | 0       | 1  | 5  | 0        | 0       | 0    | 8      |
| PIT  | E.Rogers   | 0  | 0       | 1      | 0     | 0       | 0      | 0      | 0       | 0  | 0  | 0        | 0       | 0    | 6      |
| WAS  | D.Hopkins  | 0  | 0       | 0      | 0     | 0       | 0      | 0      | 0       | 3  | 1  | 0        | 0       | 0    | 10     |
| WAS  | C.Thompson | 0  | 1       | 0      | 0     | 0       | 0      | 0      | 0       | 0  | 0  | 0        | 0       | 0    | 6      |

## Possession Detail

|                             | First Half |      | Second Half |       | Game    |       |
|-----------------------------|------------|------|-------------|-------|---------|-------|
|                             | Visitor    | Home | Visitor     | Home  | Visitor | Home  |
| Largest Lead                | 8          | 6    | 22          | 0     | 22      | 6     |
| Drives Leading              | 1          | 1    | 6           | 0     | 7       | 1     |
| Time of Possession Leading  | 5:52       | 2:38 | 17:22       | 0:00  | 23:14   | 2:38  |
| Largest Deficit             | -6         | -8   | 0           | -22   | -6      | -22   |
| Drives Trailing             | 2          | 2    | 0           | 5     | 2       | 7     |
| Time of Possession Trailing | 8:08       | 4:18 | 0:00        | 12:38 | 8:08    | 16:56 |
| Times Score Tied Up         |            | 0    |             | 0     |         | 0     |
| Lead Changes                |            | 2    |             | 0     |         | 2     |

# Playtime Percentage

*Percent of playtime per player on offense, defense and special teams*

## Pittsburgh Steelers

## Washington Redskins

|                  |    | Pittsburgh Steelers |      |         |      | Washington Redskins |     |                  |    |         |      |               |    |     |
|------------------|----|---------------------|------|---------|------|---------------------|-----|------------------|----|---------|------|---------------|----|-----|
|                  |    | Offense             |      | Defense |      | Special Teams       |     | Offense          |    | Defense |      | Special Teams |    |     |
| J James          | TE | 68                  | 100% |         |      | 11                  | 44% | S Lauvao         | G  | 58      | 100% |               | 4  | 16% |
| A Villanueva     | T  | 68                  | 100% |         |      | 6                   | 24% | M Moses          | T  | 58      | 100% |               | 4  | 16% |
| R Foster         | G  | 68                  | 100% |         |      | 6                   | 24% | B Scherff        | G  | 58      | 100% |               | 4  | 16% |
| D DeCastro       | G  | 68                  | 100% |         |      | 6                   | 24% | T Williams       | T  | 58      | 100% |               |    |     |
| M Pouncey        | C  | 68                  | 100% |         |      |                     |     | K Cousins        | QB | 58      | 100% |               |    |     |
| B Roethlisberger | QB | 68                  | 100% |         |      |                     |     | K Lichtensteiger | C  | 58      | 100% |               |    |     |
| M Gilbert        | T  | 68                  | 100% |         |      |                     |     | J Reed           | TE | 50      | 86%  |               |    |     |
| A Brown          | WR | 66                  | 97%  |         |      |                     |     | D Jackson        | WR | 48      | 83%  |               |    |     |
| D Williams       | RB | 56                  | 82%  |         |      |                     |     | J Crowder        | WR | 47      | 81%  |               | 2  | 8%  |
| E Rogers         | WR | 47                  | 69%  |         |      | 1                   | 4%  | P Garcon         | WR | 40      | 69%  |               |    |     |
| S Coates         | WR | 44                  | 65%  |         |      | 11                  | 44% | C Thompson       | RB | 39      | 67%  |               | 7  | 28% |
| D Johnson        | TE | 17                  | 25%  |         |      |                     |     | V Davis          | TE | 19      | 33%  |               |    |     |
| X Grimble        | TE | 16                  | 24%  |         |      |                     |     | M Jones          | RB | 19      | 33%  |               |    |     |
| D Heyward-Bey    | WR | 15                  | 22%  |         |      | 10                  | 40% | J Doctson        | WR | 12      | 21%  |               |    |     |
| F Toussaint      | RB | 8                   | 12%  |         |      | 6                   | 24% | R Grant          | WR | 10      | 17%  |               | 7  | 28% |
| D Richardson     | RB | 2                   | 3%   |         |      | 2                   | 8%  | N Paul           | TE | 6       | 10%  |               | 15 | 60% |
| L Timmons        | LB | 1                   | 1%   | 53      | 91%  | 4                   | 16% | B Breeland       | CB |         | 68   | 100%          | 7  | 28% |
| R Golden         | FS |                     |      | 58      | 100% | 7                   | 28% | J Norman         | CB |         | 68   | 100%          | 6  | 24% |
| M Mitchell       | FS |                     |      | 58      | 100% | 4                   | 16% | W Compton        | LB |         | 68   | 100%          | 6  | 24% |
| R Cockrell       | CB |                     |      | 58      | 100% | 3                   | 12% | D Hall           | FS |         | 68   | 100%          |    |     |
| W Gay            | CB |                     |      | 57      | 98%  | 4                   | 16% | D Bruton         | SS |         | 66   | 97%           | 7  | 28% |
| S Davis          | FS |                     |      | 47      | 81%  | 14                  | 56% | R Kerrigan       | LB |         | 60   | 88%           | 6  | 24% |
| S Tuitt          | DE |                     |      | 47      | 81%  | 8                   | 32% | P Smith          | LB |         | 59   | 87%           | 6  | 24% |
| R Shazier        | LB |                     |      | 44      | 76%  | 4                   | 16% | M Foster         | LB |         | 51   | 75%           | 14 | 56% |
| C Heyward        | DE |                     |      | 43      | 74%  | 10                  | 40% | C Baker          | DE |         | 50   | 74%           |    |     |
| J Jones          | LB |                     |      | 43      | 74%  | 1                   | 4%  | D Phillips       | CB |         | 46   | 68%           | 5  | 20% |
| A Moats          | LB |                     |      | 33      | 57%  | 6                   | 24% | E Hood           | DE |         | 41   | 60%           | 4  | 16% |
| J Harrison       | LB |                     |      | 25      | 43%  | 3                   | 12% | K Golston        | NT |         | 28   | 41%           | 10 | 40% |
| R Mathews        | DE |                     |      | 16      | 28%  | 2                   | 8%  | R Jean Francois  | DE |         | 22   | 32%           | 6  | 24% |
| A Chickillo      | LB |                     |      | 15      | 26%  | 18                  | 72% | S Cravens        | LB |         | 17   | 25%           | 14 | 56% |
| J Hargrave       | NT |                     |      | 13      | 22%  | 3                   | 12% | K Reyes          | DE |         | 17   | 25%           | 6  | 24% |
| D McCullers      | NT |                     |      | 9       | 16%  | 1                   | 4%  | T Murphy         | LB |         | 15   | 22%           | 14 | 56% |
| A Burns          | CB |                     |      | 8       | 14%  | 9                   | 36% | H Bates          | LB |         | 2    | 3%            | 21 | 84% |
| V Williams       | LB |                     |      | 7       | 12%  | 15                  | 60% | G Toler          | CB |         | 2    | 3%            | 6  | 24% |
| L Fort           | LB |                     |      | 4       | 7%   | 16                  | 64% | T Garvin         | LB |         |      |               | 15 | 60% |
| S Thomas         | SS |                     |      |         |      | 15                  | 60% | M Spaight        | LB |         |      |               | 15 | 60% |
| C Boswell        | K  |                     |      |         |      | 13                  | 52% | D Everett        | FS |         |      |               | 15 | 60% |
| C Hubbard        | G  |                     |      |         |      | 11                  | 44% | W Blackmon       | FS |         |      |               | 14 | 56% |
| J Dangerfield    | SS |                     |      |         |      | 9                   | 36% | D Hopkins        | K  |         |      |               | 9  | 36% |
| T Matakevich     | LB |                     |      |         |      | 9                   | 36% | Q Dunbar         | CB |         |      |               | 8  | 32% |
| J Berry          | P  |                     |      |         |      | 8                   | 32% | T Way            | P  |         |      |               | 5  | 20% |
| G Warren         | LS |                     |      |         |      | 8                   | 32% | N Sundberg       | LS |         |      |               | 5  | 20% |
| R Harris         | T  |                     |      |         |      | 6                   | 24% | T Nsekhe         | T  |         |      |               | 4  | 16% |
| B Finney         | C  |                     |      |         |      | 5                   | 20% | S Long           | G  |         |      |               | 4  | 16% |

# National Football League Game Summary

NFL Copyright © 2016 by The National Football League. All rights reserved. This summary and play-by-play is for the express purpose of assisting media in their coverage of the game; any other use of this material is prohibited without the written permission of the National Football League. Updated: 9/24/2016

Date: Sunday, 9/18/2016

**Dallas Cowboys at Washington Redskins**  
at FedExField, Landover, MD

Start Time: 1:03 PM Eastern

## Game Day Weather

Game Weather: Sunny  
Played Outdoor on Turf: Grass

Temp: 81° F (27.2° C) Humidity: 65%, Wind: South 6 mph  
Outdoor Weather: Sunny,

## Officials

Referee: Vinovich, Bill (52)      Umpire: Stritesky, Bruce (102)      Head Linesman: McKinnely, Phil (110)  
Line Judge: Perlman, Mark (9)      Side Judge: Cavaletto, Gary (60)      Field Judge: Banks, Michael (72)  
Back Judge: Meyer, Greg (78)      Replay Official: Lewis, Darryll ()

## Lineups

| Dallas Cowboys |             |         |             | Washington Redskins |                  |         |            |
|----------------|-------------|---------|-------------|---------------------|------------------|---------|------------|
| Offense        |             | Defense |             | Offense             |                  | Defense |            |
| WR 88          | D.Bryant    | LDE 58  | J.Crawford  | WR 88               | P.Garcon         | LDE 35  | D.Phillips |
| LT 77          | T.Smith     | DT 98   | T.Crawford  | LT 71               | T.Williams       | NT 64   | K.Golston  |
| LG 71          | L.Collins   | DT 97   | T.McClain   | LG 77               | S.Lauvao         | RDE 92  | C.Baker    |
| C 72           | T.Frederick | RDE 93  | B.Mayowa    | C 78                | K.Lichtensteiger | SLB 94  | P.Smith    |
| RG 70          | Z.Martin    | SLB 32  | O.Scandrick | RG 75               | B.Scherff        | MLB 51  | W.Compton  |
| RT 68          | D.Free      | MLB 59  | A.Hitchens  | RT 76               | M.Moses          | MLB 54  | M.Foster   |
| TE 82          | J.Witten    | WLB 50  | S.Lee       | TE 86               | J.Reed           | WLB 91  | R.Kerrigan |
| WR 83          | T.Williams  | CB 39   | B.Carr      | TE 85               | V.Davis          | CB 26   | B.Breeland |
| QB 4           | D.Prescott  | CB 24   | M.Claiborne | WR 11               | D.Jackson        | CB 24   | J.Norman   |
| RB 21          | E.Elliott   | SS 42   | B.Church    | QB 8                | K.Cousins        | SS 30   | D.Bruton   |
| FB 11          | C.Beasley   | FS 31   | B.Jones     | RB 31               | M.Jones          | FS 23   | D.Hall     |

## Substitutions

K 5 D.Bailey, P 6 C.Jones, WR 13 L.Whitehead, WR 19 B.Butler, RB 25 L.Dunbar, S 27 J.Wilcox, CB 30 A.Brown, S 38 J.Heath, FB 41 K.Smith, FB 45 R.Smith, RB 46 A.Morris, LB 51 K.Wilber, LB 52 A.Gachkar, LB 56 J.Durant, LB 57 D.Wilson, C 73 J.Looney, T 79 C.Green, TE 87 G.Swaim, TE 89 G.Escobar, LS 91 L.Ladouceur, DT 92 C.Thornton, DT 95 D.Irving, DT 96 M.Collins

## Substitutions

K 3 D.Hopkins, P 5 T.Way, WR 14 R.Grant, WR 18 J.Doctson, CB 20 G.Toler, S 22 D.Everett, RB 25 C.Thompson, S 29 D.Ihenacho, RB 32 R.Kelley, S 36 S.Cravens, S 41 W.Blackmon, CB 47 Q.Dunbar, LB 52 T.Garvin, LS 57 N.Sundberg, G 61 S.Long, DL 73 C.Jenkins, T 79 T.Nsekhe, WR 80 J.Crowder, TE 84 N.Paul, DE 90 E.Hood, LB/DE 93 T.Murphy, LB 96 H.Bates, DE 99 R.Jean Francois

## Did Not Play

QB 3 M.Sanchez

## Did Not Play

QB 16 C.McCoy

## Not Active

QB 9 T.Romo, RB 34 D.Jackson, S 35 K.Frazier, LB 53 M.Nzeocha, G 65 R.Leary, DE 75 R.Davis, DE 99 C.Tapper

## Not Active

QB 2 N.Sudfeld, WR 19 R.Ross, CB 38 K.Fuller, LB 50 M.Spaight, DE 72 A.Lanier, G 74 A.Kouandjio, DE 97 K.Reyes

Field Goals (made ( ) & missed)

|          | D.Bailey            | (22) | (31) | D.Hopkins | (36) | (29) | (22) |          |          |
|----------|---------------------|------|------|-----------|------|------|------|----------|----------|
|          |                     |      |      |           |      |      |      | <b>1</b> | <b>2</b> |
| VISITOR: | Dallas Cowboys      |      |      |           |      |      |      | 10       | 3        |
| HOME:    | Washington Redskins |      |      |           |      |      |      | 0        | 10       |
|          |                     |      |      |           |      |      |      | 7        | 7        |
|          |                     |      |      |           |      |      |      | 13       | 0        |
|          |                     |      |      |           |      |      |      | 0        | 0        |
|          |                     |      |      |           |      |      |      | 0        | 27       |
|          |                     |      |      |           |      |      |      | 0        | 23       |

## Scoring Plays

| Team     | Qtr | Time  | Play Description (Extra Point) (Drive Info)                        | Visitor | Home |
|----------|-----|-------|--|---------|------|
| Cowboys  | 1   | 9:25  | D.Bailey 22 yd. Field Goal (13-76, 5:35)                           | 3       | 0    |
| Cowboys  | 1   | 1:39  | E.Elliott 1 yd. run (D.Bailey kick) (9-94, 5:13)                   | 10      | 0    |
| Redskins | 2   | 13:08 | M.Jones 14 yd. run (D.Hopkins kick) (8-75, 3:31)                   | 10      | 7    |
| Cowboys  | 2   | 4:34  | D.Bailey 31 yd. Field Goal (10-43, 4:31)                           | 13      | 7    |
| Redskins | 2   | 0:26  | D.Hopkins 36 yd. Field Goal (12-56, 4:08)                          | 13      | 10   |
| Redskins | 3   | 11:16 | J.Crowder 11 yd. pass from K.Cousins (D.Hopkins kick) (8-75, 3:44) | 13      | 17   |
| Cowboys  | 3   | 5:41  | D.Prescott 6 yd. run (D.Bailey kick) (10-75, 5:35)                 | 20      | 17   |
| Redskins | 3   | 2:06  | D.Hopkins 29 yd. Field Goal (7-27, 3:35)                           | 20      | 20   |
| Redskins | 3   | 0:04  | D.Hopkins 22 yd. Field Goal (5-30, 1:35)                           | 20      | 23   |

# National Football League Game Summary

NFL Copyright © 2016 by The National Football League. All rights reserved. This summary and play-by-play is for the express purpose of assisting media in their coverage of the game; any other use of this material is prohibited without the written permission of the National Football League. Updated: 9/24/2016

---

Cowboys 4 4:45 A.Morris 4 yd. run (D.Bailey kick) (11-80, 5:50)  
Paid Attendance: 80,612

27 23  
Time: 3:09

Dallas Cowboys vs Washington Redskins  
9/18/2016 at FedExField

# Final Individual Statistics

## Dallas Cowboys

## Washington Redskins

| RUSHING    |     |     |     |    |    | RUSHING    |     |     |      |    |    |
|------------|-----|-----|-----|----|----|------------|-----|-----|------|----|----|
|            | ATT | YDS | AVG | LG | TD |            | ATT | YDS | AVG  | LG | TD |
| E.Elliott  | 21  | 83  | 4.0 | 21 | 1  | M.Jones    | 13  | 61  | 4.7  | 14 | 1  |
| A.Morris   | 5   | 7   | 1.4 | 5  | 1  | K.Cousins  | 2   | 20  | 10.0 | 10 | 0  |
| L.Dunbar   | 3   | 6   | 2.0 | 4  | 0  | C.Thompson | 2   | 1   | 0.5  | 1  | 0  |
| D.Prescott | 1   | 6   | 6.0 | 6  | 1  |            |     |     |      |    |    |
| Total      | 30  | 102 | 3.4 | 21 | 3  | Total      | 17  | 82  | 4.8  | 14 | 1  |

| PASSING    |     |     |     |       |    |    |    |       | PASSING   |     |     |     |       |    |    |    |      |
|------------|-----|-----|-----|-------|----|----|----|-------|-----------|-----|-----|-----|-------|----|----|----|------|
|            | ATT | CMP | YDS | SK/YD | TD | LG | IN | RT    |           | ATT | CMP | YDS | SK/YD | TD | LG | IN | RT   |
| D.Prescott | 30  | 22  | 292 | 4/14  | 0  | 29 | 0  | 103.8 | K.Cousins | 46  | 28  | 364 | 2/14  | 1  | 57 | 1  | 84.0 |
| Total      | 30  | 22  | 292 | 4/14  | 0  | 29 | 0  | 103.8 | Total     | 46  | 28  | 364 | 2/14  | 1  | 57 | 1  | 84.0 |

| PASS RECEIVING |     |     |     |      |    |    |            | PASS RECEIVING |     |     |      |    |    |  |  |
|----------------|-----|-----|-----|------|----|----|------------|----------------|-----|-----|------|----|----|--|--|
|                | TAR | REC | YDS | AVG  | LG | TD |            | TAR            | REC | YDS | AVG  | LG | TD |  |  |
| D.Bryant       | 12  | 7   | 102 | 14.6 | 21 | 0  | J.Crowder  | 8              | 6   | 39  | 6.5  | 11 | 1  |  |  |
| C.Beasley      | 6   | 5   | 75  | 15.0 | 28 | 0  | J.Reed     | 7              | 5   | 70  | 14.0 | 25 | 0  |  |  |
| J.Witten       | 4   | 3   | 51  | 17.0 | 29 | 0  | V.Davis    | 5              | 5   | 51  | 10.2 | 32 | 0  |  |  |
| G.Swaim        | 2   | 2   | 29  | 14.5 | 28 | 0  | C.Thompson | 4              | 3   | 57  | 19.0 | 38 | 0  |  |  |
| L.Dunbar       | 2   | 2   | 26  | 13.0 | 16 | 0  | D.Jackson  | 5              | 3   | 40  | 13.3 | 28 | 0  |  |  |
| E.Elliott      | 2   | 2   | 4   | 2.0  | 3  | 0  | P.Garcon   | 7              | 2   | 25  | 12.5 | 16 | 0  |  |  |
| K.Smith        | 1   | 1   | 5   | 5.0  | 5  | 0  | J.Doctson  | 5              | 1   | 57  | 57.0 | 57 | 0  |  |  |
| B.Butler       | 1   | 0   | 0   | 0.0  | 0  | 0  | N.Paul     | 1              | 1   | 16  | 16.0 | 16 | 0  |  |  |
|                |     |     |     |      |    |    | R.Grant    | 1              | 1   | 5   | 5.0  | 5  | 0  |  |  |
|                |     |     |     |      |    |    | M.Jones    | 1              | 1   | 4   | 4.0  | 4  | 0  |  |  |
| Total          | 30  | 22  | 292 | 13.3 | 29 | 0  | Total      | 44             | 28  | 364 | 13.0 | 57 | 1  |  |  |

| INTERCEPTIONS |    |     |     |    |    | INTERCEPTIONS |    |     |     |    |    |
|---------------|----|-----|-----|----|----|---------------|----|-----|-----|----|----|
|               | NO | YDS | AVG | LG | TD |               | NO | YDS | AVG | LG | TD |
| B.Church      | 1  | 0   | 0.0 | 0  | 0  |               |    |     |     |    |    |
| Total         | 1  | 0   | 0.0 | 0  | 0  | Total         | 0  | 0   | 0   | 0  | 0  |

| PUNTING |    |     |      |      |    |      |    | PUNTING |    |     |      |      |    |      |    |
|---------|----|-----|------|------|----|------|----|---------|----|-----|------|------|----|------|----|
|         | NO | YDS | AVG  | NET  | TB | IN20 | LG |         | NO | YDS | AVG  | NET  | TB | IN20 | LG |
| C.Jones | 3  | 142 | 47.3 | 37.3 | 0  | 1    | 56 | T.Way   | 2  | 75  | 37.5 | 34.0 | 0  | 1    | 43 |
| Total   | 3  | 142 | 47.3 | 37.3 | 0  | 1    | 56 | Total   | 2  | 75  | 37.5 | 34.0 | 0  | 1    | 43 |

| PUNT RETURNS    |    |     |     |    |    |    |           | PUNT RETURNS |     |      |    |    |    |  |  |
|-----------------|----|-----|-----|----|----|----|-----------|--------------|-----|------|----|----|----|--|--|
|                 | NO | YDS | AVG | FC | LG | TD |           | NO           | YDS | AVG  | FC | LG | TD |  |  |
| L.Whitehead     | 1  | 7   | 7.0 | 0  | 7  | 0  | J.Crowder | 2            | 30  | 15.0 | 0  | 21 | 0  |  |  |
| [OUT OF BOUNDS] | 1  | 0   | 0.0 | 0  | 0  | 0  | [DOWNED]  | 1            | 0   | 0.0  | 0  | 0  | 0  |  |  |
| Total           | 1  | 7   | 7.0 | 0  | 7  | 0  | Total     | 2            | 30  | 15.0 | 0  | 21 | 0  |  |  |

| KICKOFF RETURNS |    |     |      |    |    |    |             | KICKOFF RETURNS |     |      |    |    |    |  |  |
|-----------------|----|-----|------|----|----|----|-------------|-----------------|-----|------|----|----|----|--|--|
|                 | NO | YDS | AVG  | FC | LG | TD |             | NO              | YDS | AVG  | FC | LG | TD |  |  |
| L.Whitehead     | 1  | 33  | 33.0 | 0  | 33 | 0  | C.Thompson  | 1               | 28  | 28.0 | 0  | 28 | 0  |  |  |
| R.Smith         | 1  | 19  | 19.0 | 0  | 19 | 0  | N.Paul      | 1               | 14  | 14.0 | 0  | 14 | 0  |  |  |
| [TOUCHBACK]     | 4  | 0   | 0.0  | 0  | 0  | 0  | [DOWNED]    | 1               | 0   | 0.0  | 0  | 0  | 0  |  |  |
|                 |    |     |      |    |    |    | [TOUCHBACK] | 3               | 0   | 0.0  | 0  | 0  | 0  |  |  |
| Total           | 2  | 52  | 26.0 | 0  | 33 | 0  | Total       | 2               | 42  | 21.0 | 0  | 28 | 0  |  |  |

### Dallas Cowboys

| FUMBLES   |     |      |         |     |    |        |         |     |    |         |  |  |
|-----------|-----|------|---------|-----|----|--------|---------|-----|----|---------|--|--|
|           | FUM | LOST | OWN-REC | YDS | TD | FORCED | OPP-REC | YDS | TD | OUT-BDS |  |  |
| E.Elliott | 2   | 1    | 0       | 0   | 0  | 0      | 0       | 0   | 0  | 0       |  |  |
| D.Free    | 0   | 0    | 1       | 0   | 0  | 0      | 0       | 0   | 0  | 0       |  |  |
| Total     | 2   | 1    | 1       | 0   | 0  | 0      | 0       | 0   | 0  | 0       |  |  |

### Washington Redskins

| FUMBLES    |     |      |         |     |    |        |         |     |    |         |  |  |
|------------|-----|------|---------|-----|----|--------|---------|-----|----|---------|--|--|
|            | FUM | LOST | OWN-REC | YDS | TD | FORCED | OPP-REC | YDS | TD | OUT-BDS |  |  |
| T.Murphy   | 0   | 0    | 0       | 0   | 0  | 1      | 0       | 0   | 0  | 0       |  |  |
| J.Norman   | 0   | 0    | 0       | 0   | 0  | 1      | 0       | 0   | 0  | 0       |  |  |
| D.Phillips | 0   | 0    | 0       | 0   | 0  | 0      | 1       | 0   | 0  | 0       |  |  |
| Total      | 0   | 0    | 0       | 0   | 0  | 2      | 1       | 0   | 0  | 0       |  |  |

Dallas Cowboys vs Washington Redskins  
9/18/2016 at FedExField

## Final Team Statistics

|   | Visitor<br>Cowboys | Home<br>Redskins |
|---|--------------------|------------------|
| TOTAL FIRST DOWNS                                 | 24                 | 24               |
| By Rushing  | 8                  | 4                |
| By Passing  | 13                 | 18               |
| By Penalty  | 3                  | 2                |
| THIRD DOWN EFFICIENCY                             | 6-12-50%           | 5-12-42%         |
| FOURTH DOWN EFFICIENCY                            | 1-1-100%           | 0-1-0%           |
| TOTAL NET YARDS                                   | 380                | 432              |
| Total Offensive Plays (inc. times thrown passing) | 64                 | 65               |
| Average gain per offensive play                   | 5.9                | 6.6              |
| NET YARDS RUSHING                                 | 102                | 82               |
| Total Rushing Plays                               | 30                 | 17               |
| Average gain per rushing play                     | 3.4                | 4.8              |
| Tackles for a loss-number and yards               | 5-9                | 0-0              |
| NET YARDS PASSING                                 | 278                | 350              |
| Times thrown - yards lost attempting to pass      | 4-14               | 2-14             |
| Gross yards passing                               | 292                | 364              |
| PASS ATTEMPTS-COMPLETIONS-HAD INTERCEPTED         | 30-22-0            | 46-28-1          |
| Avg gain per pass play (inc.# thrown passing)     | 8.2                | 7.3              |
| KICKOFFS Number-In End Zone-Touchbacks            | 6-4-3              | 6-5-4            |
| PUNTS Number and Average                          | 3-47.3             | 2-37.5           |
| Had Blocked                                       | 0                  | 0                |
| FGs - PATs Had Blocked                            | 0-0                | 0-0              |
| Net Punting Average                               | 37.3               | 34.0             |
| TOTAL RETURN YARDAGE (Not Including Kickoffs)     | 7                  | 30               |
| No. and Yards Punt Returns                        | 1-7                | 2-30             |
| No. and Yards Kickoff Returns                     | 2-52               | 2-42             |
| No. and Yards Interception Returns                | 1-0                | 0-0              |
| PENALTIES Number and Yards                        | 6-39               | 8-51             |
| FUMBLES Number and Lost                           | 2-1                | 0-0              |
| TOUCHDOWNS  | 3                  | 2                |
| Rushing   | 3                  | 1                |
| Passing   | 0                  | 1                |
| EXTRA POINTS Made-Attempts                        | 3-3                | 2-2              |
| Kicking Made-Attempts                             | 3-3                | 2-2              |
| FIELD GOALS Made-Attempts                         | 2-2                | 3-3              |
| RED ZONE EFFICIENCY                               | 3-5-60%            | 2-6-33%          |
| GOAL TO GO EFFICIENCY                             | 2-3-67%            | 0-2-0%           |
| SAFETIES  | 0                  | 0                |
| FINAL SCORE                                       | 27                 | 23               |
| TIME OF POSSESSION                                | 32:51              | 27:09            |

## Ball Possession And Drive Chart

### Dallas Cowboys

| #  | Time Recd | Time Lost | Time Poss | How Ball Obtained | Drive Began | # Play | Yds Gain | Yds Pen | Net Yds | 1st Down | Last Scrm | How Given Up |
|----|-----------|-----------|-----------|-------------------|-------------|--------|----------|---------|---------|----------|-----------|--------------|
| 1  | 15:00     | 9:25      | 5:35      | Kickoff           | DAL 20      | 13     | 76       | 0       | 76      | 4        | * WAS 4   | Field Goal   |
| 2  | 6:52      | 1:39      | 5:13      | Punt              | DAL 6       | 9      | 88       | 6       | 94      | 6        | * WAS 1   | Touchdown    |
| 3  | 13:08     | 10:38     | 2:30      | Kickoff           | DAL 25      | 4      | 25       | -10     | 15      | 1        | DAL 40    | Punt         |
| 4  | 9:05      | 4:34      | 4:31      | Punt              | DAL 44      | 10     | 38       | 5       | 43      | 2        | * WAS 13  | Field Goal   |
| 5  | 0:26      | 0:00      | 0:26      | Kickoff           | DAL 25      | 1      | 4        | 0       | 4       | 0        | DAL 25    | End of Half  |
| 6  | 11:16     | 5:41      | 5:35      | Kickoff           | DAL 25      | 10     | 75       | 0       | 75      | 5        | * WAS 6   | Touchdown    |
| 7  | 2:06      | 1:39      | 0:27      | Kickoff           | DAL 25      | 2      | 9        | 0       | 9       | 0        | DAL 34    | Fumble       |
| 8  | 0:04      | 12:46     | 2:18      | Kickoff           | DAL 30      | 3      | 4        | 0       | 4       | 0        | DAL 34    | Punt         |
| 9  | 10:35     | 4:45      | 5:50      | Interception      | DAL 20      | 11     | 60       | 20      | 80      | 6        | * WAS 4   | Touchdown    |
| 10 | 1:56      | 1:30      | 0:26      | Downs             | WAS 43      | 3      | 1        | 0       | 1       | 0        | WAS 42    | Punt         |

(277) Average DAL 28

### Washington Redskins

| #  | Time Recd | Time Lost | Time Poss | How Ball Obtained | Drive Began | # Play | Yds Gain | Yds Pen | Net Yds | 1st Down | Last Scrm | How Given Up |
|----|-----------|-----------|-----------|-------------------|-------------|--------|----------|---------|---------|----------|-----------|--------------|
| 1  | 9:25      | 6:52      | 2:33      | Kickoff           | WAS 25      | 5      | 37       | 0       | 37      | 1        | DAL 38    | Punt         |
| 2  | 1:39      | 13:08     | 3:31      | Kickoff           | WAS 25      | 8      | 75       | 0       | 75      | 6        | * DAL 14  | Touchdown    |
| 3  | 10:38     | 9:05      | 1:33      | Punt              | WAS 25      | 3      | -5       | 0       | -5      | 0        | WAS 20    | Punt         |
| 4  | 4:34      | 0:26      | 4:08      | Kickoff           | WAS 26      | 12     | 61       | -5      | 56      | 4        | * DAL 18  | Field Goal   |
| 5  | 15:00     | 11:16     | 3:44      | Kickoff           | WAS 25      | 8      | 75       | 0       | 75      | 4        | * DAL 11  | Touchdown    |
| 6  | 5:41      | 2:06      | 3:35      | Kickoff           | DAL 38      | 7      | 27       | 0       | 27      | 2        | * DAL 11  | Field Goal   |
| 7  | 1:39      | 0:04      | 1:35      | Fumble            | DAL 34      | 5      | 16       | 14      | 30      | 2        | * DAL 4   | Field Goal   |
| 8  | 12:46     | 10:35     | 2:11      | Punt              | WAS 21      | 6      | 73       | 0       | 73      | 2        | * DAL 6   | Interception |
| 9  | 4:45      | 1:56      | 2:49      | Kickoff           | WAS 25      | 7      | 19       | 0       | 19      | 1        | WAS 44    | Downs        |
| 10 | 1:30      | 0:00      | 1:30      | Punt              | WAS 10      | 7      | 54       | -5      | 49      | 2        | DAL 41    | End of Game  |

(310) Average WAS 31

### \* inside opponent's 20

| Time of Possession by Quarter          |                     | 1st                 | 2nd  | 3rd                  | 4th  | OT | Total |
|--|---------------------|---------------------|------|----------------------|------|----|-------|
| <b>Visitor</b>                         | Dallas Cowboys      | 10:48               | 7:27 | 6:06                 | 8:30 |    | 32:51 |
| <b>Home</b>                            | Washington Redskins | 4:12                | 7:33 | 8:54                 | 6:30 |    | 27:09 |
| <b>Kickoff Drive No.-Start Average</b> |                     | Cowboys: 6 - DAL 25 |      | Redskins: 5 - WAS 25 |      |    |       |









## Play By Play

## First Quarter

9/18/2016

WAS wins the coin toss and elects to defer. DAL elects to Receive, and WAS elects to defend the west goal.

D.Hopkins kicks 64 yards from WAS 35 to DAL 1. R.Smith to DAL 20 for 19 yards (S.Cravens).

Dallas Cowboys at 15:00, (1st play from scrimmage 14:54)

|                    |  |    |
|--------------------|--|----|
| 1-10-DAL 20        | (14:54) D.Prescott pass short right to C.Beasley pushed ob at DAL 31 for 11 yards (J.Norman). WAS-K.Golston was injured during the play. | P1 |
| <u>1-10-DAL 31</u> | (14:36) E.Elliott right guard to DAL 33 for 2 yards (R.Jean Francois; C.Baker).  |    |
| 2-8-DAL 33         | (14:04) (Shotgun) D.Prescott pass incomplete short right to D.Bryant (J.Norman).   |    |
| 3-8-DAL 33         | (13:59) (Shotgun) D.Prescott pass short middle to D.Bryant to WAS 49 for 18 yards (D.Bruton, D.Hall).                                    | P2 |
| <u>1-10-WAS 49</u> | (13:11) (Shotgun) E.Elliott left guard to WAS 47 for 2 yards (E.Hood).   |    |
| 2-8-WAS 47         | (12:40) E.Elliott left tackle to WAS 48 for -1 yards (R.Kerrigan).   |    |
| 3-9-WAS 48         | (11:57) (Shotgun) D.Prescott pass deep middle to D.Bryant to WAS 31 for 17 yards (B.Breeland).   | P3 |
|                    | Penalty on WAS-P.Smith, Defensive Offside, declined.   |    |
| <u>1-10-WAS 31</u> | (11:42) (Shotgun) D.Prescott sacked at WAS 33 for -2 yards (sack split by R.Kerrigan and R.Jean Francois).                               |    |
| 2-12-WAS 33        | (10:57) (Shotgun) D.Prescott pass short middle to C.Beasley to WAS 5 for 28 yards (D.Hall) [T.Murphy].                                   | P4 |
| <u>1-5-WAS 5</u>   | (10:22) (Shotgun) D.Prescott pass incomplete short left to D.Bryant (B.Breeland).  |    |
| 2-5-WAS 5          | (10:16) (Shotgun) D.Prescott pass short middle to E.Elliott to WAS 4 for 1 yard (M.Foster). Shovel pass                                  |    |
| 3-4-WAS 4          | (9:36) (Shotgun) D.Prescott pass incomplete short right to B.Butler (J.Norman).  |    |
| 4-4-WAS 4          | (9:29) D.Bailey 22 yard field goal is GOOD, Center-L.Ladouceur, Holder-C.Jones.  |    |

DAL 3 WAS 0, 13 plays, 76 yards, 5:35 drive, 5:35 elapsed

D.Bailey kicks 68 yards from DAL 35 to WAS -3. C.Thompson to WAS 25 for 28 yards (D.Wilson).

Washington Redskins at 9:25, (1st play from scrimmage 9:17)

|                    |  |    |
|--------------------|--|----|
| 1-10-WAS 25        | (9:17) M.Jones left guard to WAS 31 for 6 yards (A.Hitchens, S.Lee).                             |    |
| 2-4-WAS 31         | (8:52) (No Huddle) K.Cousins pass short right to D.Jackson to DAL 41 for 28 yards (M.Claiborne). | P1 |
| <u>1-10-DAL 41</u> | (8:21) (No Huddle) M.Jones up the middle to DAL 38 for 3 yards (J.Crawford).                     |    |
| 2-7-DAL 38         | (7:49) (Shotgun) M.Jones right tackle to DAL 38 for no gain (T.McClain; B.Church).               |    |
| 3-7-DAL 38         | (7:08) (Shotgun) K.Cousins pass incomplete deep right to J.Crowder.                              |    |
| 4-7-DAL 38         | (7:01) T.Way punts 32 yards to DAL 6, Center-N.Sundberg, out of bounds.                          |    |

Dallas Cowboys at 6:52

|                    |   |     |
|--------------------|---|-----|
| 1-10-DAL 6         | (6:52) D.Prescott pass short left to J.Witten pushed ob at DAL 35 for 29 yards (D.Bruton).                  | P5  |
| <u>1-10-DAL 35</u> | (6:26) E.Elliott left guard to DAL 44 for 9 yards (B.Breeland, M.Foster).                                   |     |
| 2-1-DAL 44         | (5:50) E.Elliott right end to DAL 47 for 3 yards (C.Jenkins, W.Compton).                                    | R6  |
| <u>1-10-DAL 47</u> | (5:16) (Shotgun) PENALTY on WAS-R.Kerrigan, Neutral Zone Infraction, 5 yards, enforced at DAL 47 - No Play. |     |
| 1-5-WAS 48         | (5:06) E.Elliott left end to WAS 39 for 9 yards (B.Breeland).   | R7  |
| <u>1-10-WAS 39</u> | (4:23) E.Elliott up the middle to WAS 36 for 3 yards (M.Foster; C.Baker).                                   |     |
| 2-7-WAS 36         | (3:41) (Shotgun) D.Prescott pass short left to D.Bryant to WAS 30 for 6 yards (W.Compton).                  |     |
| 3-1-WAS 30         | (3:04) A.Morris left end to WAS 30 for no gain (R.Kerrigan).  |     |
|                    | Penalty on DAL, Illegal Formation, declined.  |     |
| 4-1-WAS 30         | (2:49) D.Prescott pass short right to G.Swaim pushed ob at WAS 2 for 28 yards (D.Bruton) [T.Garvin].        | P8  |
| <u>1-2-WAS 2</u>   | (2:10) (Shotgun) PENALTY on DAL-D.Prescott, Delay of Game, 5 yards, enforced at WAS 2 - No Play.            |     |
| 1-7-WAS 7          | (1:52) (Shotgun) D.Prescott pass incomplete short middle to C.Beasley.                                      |     |
|                    | PENALTY on WAS-B.Breeland, Defensive Pass Interference, 6 yards, enforced at WAS 7 - No Play.               | X9  |
|                    | Timeout #1 by WAS at 01:45.   |     |
| <u>1-1-WAS 1</u>   | (1:45) C.Green reported in as eligible. E.Elliott up the middle for 1 yard, TOUCHDOWN.                      | R10 |
|                    | D.Bailey extra point is GOOD, Center-L.Ladouceur, Holder-C.Jones.   |     |

DAL 10 WAS 0, 9 plays, 94 yards, 2 penalties, 5:13 drive, 13:21 elapsed

D.Bailey kicks 65 yards from DAL 35 to end zone, Touchback.

Washington Redskins at 1:39

|                |  |    |
|----------------|--|----|
| 1-10-WAS 25    | (1:39) K.Cousins pass deep middle to J.Reed to 50 for 25 yards (A.Hitchens). | P2 |
| <u>1-10-50</u> | (1:01) M.Jones left tackle to DAL 48 for 2 yards (B.Church).                 |    |
|                | PENALTY on WAS-N.Paul, Illegal Formation, 5 yards, enforced at 50 - No Play. |    |
| 1-15-WAS 45    | (:49) (Shotgun) K.Cousins pass incomplete short right to D.Jackson.          |    |

Dallas Cowboys vs Washington Redskins at FedExField

PENALTY on DAL-M.Claiborne, Defensive Holding, 5 yards, enforced at WAS 45 - No Play.

X3

1-10-50 (:42) K.Cousins pass short right to V.Davis pushed ob at DAL 46 for 4 yards (S.Lee).

2-6-DAL 46 (:13) (Shotgun) K.Cousins pass short right to P.Garcon to DAL 37 for 9 yards (S.Lee).

P4

END OF QUARTER

|                     | Score | Time Poss | First Downs |   |   |    | Efficiencies |        |
|---------------------|-------|-----------|-------------|---|---|----|--------------|--------|
|                     |       |           | R           | P | X | T  | 3 Down       | 4 Down |
| Dallas Cowboys      | 10    | 10:48     | 3           | 6 | 1 | 10 | 2/4          | 1/1    |
| Washington Redskins | 0     | 4:12      | 0           | 3 | 1 | 4  | 0/1          | 0/0    |

## Second Quarter

9/18/2016

## Play By Play

Washington Redskins continued.

|                    |  |    |
|--------------------|--|----|
| <u>1-10-DAL 37</u> | (15:00) M.Jones right end to DAL 30 for 7 yards (M.Claiborne, B.Church).   |    |
| 2-3-DAL 30         | (14:34) (No Huddle) K.Cousins pass short middle to M.Jones to DAL 26 for 4 yards (S.Lee).  | P5 |
| <u>1-10-DAL 26</u> | (13:54) (Shotgun) K.Cousins pass incomplete short left to P.Garcon [C.Thornton].   |    |
| 2-10-DAL 26        | (13:48) (Shotgun) K.Cousins pass short left to D.Jackson pushed ob at DAL 14 for 12 yards (B.Carr).  | P6 |
| <u>1-10-DAL 14</u> | (13:16) M.Jones left end for 14 yards, TOUCHDOWN.<br>The Replay Official reviewed the runner broke the plane ruling, and the play was Upheld. The ruling on the field stands.<br>D.Hopkins extra point is GOOD, Center-N.Sundberg, Holder-T.Way. | R7 |

DAL 10 WAS 7, 8 plays, 75 yards, 1 penalty, 3:31 drive, 1:52 elapsed

D.Hopkins kicks 65 yards from WAS 35 to end zone, Touchback.

Dallas Cowboys at 13:08

|                    |   |     |
|--------------------|---|-----|
| 1-10-DAL 25        | (13:08) (Shotgun) D.Prescott pass short left to D.Bryant to DAL 40 for 15 yards (B.Breeland).   | P11 |
| <u>1-10-DAL 40</u> | (12:34) A.Morris left guard to DAL 40 for no gain (D.Bruton; W.Compton).  |     |
| 2-10-DAL 40        | (11:57) (No Huddle, Shotgun) D.Prescott pass incomplete short left to C.Beasley.  |     |
| 3-10-DAL 40        | (11:52) (No Huddle, Shotgun) D.Prescott scrambles left end to WAS 44 for 16 yards (B.Breeland).<br>PENALTY on DAL-T.Frederick, Offensive Holding, 10 yards, enforced at DAL 40 - No Play. |     |
| 3-20-DAL 30        | (11:29) (Shotgun) D.Prescott pass short middle to L.Dunbar to DAL 40 for 10 yards (S.Cravens, W.Blackmon).  |     |
| 4-10-DAL 40        | (10:52) C.Jones punts 56 yards to WAS 4, Center-L.Ladouceur. J.Crowder to WAS 25 for 21 yards (K.Smith).  |     |

Washington Redskins at 10:38

|             |  |  |
|-------------|--|--|
| 1-10-WAS 25 | (10:38) (Shotgun) C.Thompson right end to WAS 26 for 1 yard (T.McClain).   |  |
| 2-9-WAS 26  | (10:02) (Shotgun) K.Cousins sacked at WAS 20 for -6 yards (J.Crawford).  |  |
| 3-15-WAS 20 | (9:22) (Shotgun) K.Cousins pass incomplete deep middle to D.Jackson.   |  |
| 4-15-WAS 20 | (9:14) T.Way punts 43 yards to DAL 37, Center-N.Sundberg. L.Whitehead pushed ob at DAL 44 for 7 yards (D.Everett). |  |

Dallas Cowboys at 9:05

|                    |   |     |
|--------------------|---|-----|
| 1-10-DAL 44        | (9:05) E.Elliott right tackle to DAL 45 for 1 yard (D.Hall, R.Jean Francois).<br>Timeout #2 by WAS at 08:33.  |     |
| 2-9-DAL 45         | (8:33) (Shotgun) D.Prescott pass incomplete short middle to C.Beasley [P.Smith].<br>PENALTY on WAS-P.Smith, Defensive Offside, 5 yards, enforced at DAL 45 - No Play. |     |
| 2-4-50             | (8:28) D.Prescott pass incomplete short left to D.Bryant (W.Compton).   |     |
| 3-4-50             | (8:22) (Shotgun) D.Prescott pass short left to L.Dunbar pushed ob at WAS 34 for 16 yards (B.Breeland).  | P12 |
| <u>1-10-WAS 34</u> | (7:50) E.Elliott left guard to WAS 28 for 6 yards (W.Compton, M.Foster).  |     |
| 2-4-WAS 28         | (7:13) (Shotgun) D.Prescott pass short middle to E.Elliott to WAS 25 for 3 yards (M.Foster; W.Compton).   |     |
| 3-1-WAS 25         | (6:26) C.Green reported in as eligible. E.Elliott left guard to WAS 18 for 7 yards (B.Breeland). WAS-C.Baker was injured during the play.                             | R13 |
| <u>1-10-WAS 18</u> | (5:58) (Shotgun) L.Dunbar right end to WAS 15 for 3 yards (W.Compton; R.Jean Francois).   |     |
| 2-7-WAS 15         | (5:21) (Shotgun) E.Elliott left tackle to WAS 13 for 2 yards (M.Foster).  |     |
| 3-5-WAS 13         | (4:43) (Shotgun) D.Prescott pass incomplete short middle to J.Witten (D.Hall).  |     |
| 4-5-WAS 13         | (4:39) D.Bailey 31 yard field goal is GOOD, Center-L.Ladouceur, Holder-C.Jones.   |     |

DAL 13 WAS 7, 10 plays, 43 yards, 1 penalty, 4:31 drive, 10:26 elapsed

D.Bailey kicks 53 yards from DAL 35 to WAS 12. N.Paul to WAS 26 for 14 yards (A.Gachkar; B.Jones).

Washington Redskins at 4:34, (1st play from scrimmage 4:27)

|                    |   |    |
|--------------------|---|----|
| 1-10-WAS 26        | (4:27) K.Cousins scrambles right end pushed ob at WAS 36 for 10 yards (S.Lee).                          | R8 |
| <u>1-10-WAS 36</u> | (3:52) K.Cousins pass incomplete short right to P.Garcon [D.Irving].                                    |    |
| 2-10-WAS 36        | (3:44) (Shotgun) K.Cousins pass short middle to J.Reed to DAL 49 for 15 yards (B.Jones).                | P9 |
| <u>1-10-DAL 49</u> | (3:05) PENALTY on WAS-V.Davis, False Start, 5 yards, enforced at DAL 49 - No Play.                      |    |
| 1-15-WAS 46        | (2:56) M.Jones right tackle to WAS 48 for 2 yards (B.Jones).  |    |
| 2-13-WAS 48        | (2:18) (Shotgun) K.Cousins pass short right to J.Crowder to DAL 46 for 6 yards (J.Wilcox; M.Claiborne). |    |

Two-Minute Warning

|                    |   |     |
|--------------------|---|-----|
| 3-7-DAL 46         | (2:00) (Shotgun) K.Cousins pass short left to J.Reed to DAL 37 for 9 yards (B.Church).        | P10 |
| <u>1-10-DAL 37</u> | (1:31) (No Huddle, Shotgun) K.Cousins pass incomplete deep left to D.Jackson.                 |     |
| 2-10-DAL 37        | (1:26) (Shotgun) K.Cousins pass short left to V.Davis to DAL 27 for 10 yards (S.Lee; B.Carr). | P11 |
| <u>1-10-DAL 27</u> | (1:00) (No Huddle, Shotgun) K.Cousins pass incomplete deep right to J.Crowder (D.Irving).     |     |

Dallas Cowboys vs Washington Redskins at FedExField

- 2-10-DAL 27 (:54) (Shotgun) K.Cousins pass incomplete short middle to J.Reed (S.Lee).
- 3-10-DAL 27 (:49) (Shotgun) K.Cousins pass short middle to C.Thompson to DAL 18 for 9 yards (M.Collins).  
Timeout #3 by WAS at 00:31.
- 4-1-DAL 18 (:31) D.Hopkins 36 yard field goal is GOOD, Center-N.Sundberg, Holder-T.Way.

DAL 13 WAS 10, 12 plays, 56 yards, 4:08 drive, 14:34 elapsed

D.Hopkins kicks 65 yards from WAS 35 to end zone, Touchback.

Dallas Cowboys at 0:26

- 1-10-DAL 25 (:26) (Shotgun) L.Dunbar right end to DAL 29 for 4 yards (D.Phillips, D.Hall).

END OF QUARTER

|                     | Score | Time Poss | First Downs |   |   |   | Efficiencies |        |
|---------------------|-------|-----------|-------------|---|---|---|--------------|--------|
|                     |       |           | R           | P | X | T | 3 Down       | 4 Down |
| Dallas Cowboys      | 13    | 7:27      | 1           | 2 | 0 | 3 | 2/4          | 0/0    |
| Washington Redskins | 10    | 7:33      | 2           | 5 | 0 | 7 | 1/3          | 0/0    |

## Third Quarter

9/18/2016

## Play By Play

WAS elects to Receive, and DAL elects to defend the West goal.

D.Bailey kicks 65 yards from DAL 35 to end zone, Touchback.

Washington Redskins at 15:00

|             |  |     |
|-------------|--|-----|
| 1-10-WAS 25 | (15:00) M.Jones left tackle to WAS 29 for 4 yards (A.Gachkar).   |     |
| 2-6-WAS 29  | (14:39) (No Huddle, Shotgun) K.Cousins pass deep left to P.Garcon to WAS 45 for 16 yards (B.Carr).               | P12 |
| 1-10-WAS 45 | (14:10) (No Huddle, Shotgun) K.Cousins pass short middle to V.Davis to DAL 23 for 32 yards (M.Claiborne, S.Lee). | P13 |
| 1-10-DAL 23 | (13:31) (No Huddle) K.Cousins pass short left to D.Jackson to DAL 23 for no gain (B.Jones).                      |     |
| 2-10-DAL 23 | (12:48) M.Jones right end to DAL 16 for 7 yards (S.Lee; J.Durant).   |     |
| 3-3-DAL 16  | (11:59) (Shotgun) K.Cousins pass short right to R.Grant ran ob at DAL 11 for 5 yards.                            | P14 |
| 1-10-DAL 11 | (11:28) K.Cousins pass incomplete short right to J.Doctson.  |     |
| 2-10-DAL 11 | (11:23) (Shotgun) K.Cousins pass short middle to J.Crowder for 11 yards, TOUCHDOWN [M.Collins].                  | P15 |
|             | D.Hopkins extra point is GOOD, Center-N.Sundberg, Holder-T.Way.  |     |

DAL 13 WAS 17, 8 plays, 75 yards, 3:44 drive, 3:44 elapsed

D.Hopkins kicks 65 yards from WAS 35 to end zone, Touchback.

Dallas Cowboys at 11:16

|             |  |     |
|-------------|--|-----|
| 1-10-DAL 25 | (11:16) D.Prescott pass short right to J.Witten to DAL 39 for 14 yards (W.Compton).        | P14 |
| 1-10-DAL 39 | (10:40) E.Elliott left end to DAL 48 for 9 yards (M.Foster, C.Baker).                      |     |
| 2-1-DAL 48  | (10:00) E.Elliott right tackle to WAS 47 for 5 yards (J.Norman).                           | R15 |
| 1-10-WAS 47 | (9:20) D.Prescott pass short left to K.Smith to WAS 42 for 5 yards (W.Compton; J.Norman).  |     |
| 2-5-WAS 42  | (8:41) E.Elliott left end to WAS 21 for 21 yards (B.Breeland, M.Foster).                   | R16 |
| 1-10-WAS 21 | (7:54) (Shotgun) E.Elliott right end to WAS 17 for 4 yards (C.Baker; M.Foster).            |     |
| 2-6-WAS 17  | (7:14) (Shotgun) D.Prescott sacked at WAS 22 for -5 yards (T.Murphy).                      |     |
| 3-11-WAS 22 | (6:33) (Shotgun) D.Prescott pass deep left to D.Bryant to WAS 6 for 16 yards (B.Breeland). | P17 |
| 1-6-WAS 6   | (5:52) D.Prescott pass incomplete short left to D.Bryant (B.Breeland).                     |     |
| 2-6-WAS 6   | (5:47) (Shotgun) D.Prescott scrambles up the middle for 6 yards, TOUCHDOWN.                | R18 |
|             | D.Bailey extra point is GOOD, Center-L.Ladouceur, Holder-C.Jones.                          |     |

DAL 20 WAS 17, 10 plays, 75 yards, 5:35 drive, 9:19 elapsed

D.Bailey kicks inside 8 yards from DAL 35 to DAL 43, downed by DAL-B.Church.

PENALTY on DAL-B.Church, Illegal Touch Kick, 5 yards, enforced at DAL 43.

Washington Redskins at 5:41, (1st play from scrimmage 5:40)

|             |   |     |
|-------------|---|-----|
| 1-10-DAL 38 | (5:40) K.Cousins pass short right to V.Davis to DAL 32 for 6 yards (S.Lee).                   |     |
| 2-4-DAL 32  | (5:03) M.Jones up the middle to DAL 25 for 7 yards (B.Church).                                | R16 |
| 1-10-DAL 25 | (4:25) K.Cousins scrambles left end pushed ob at DAL 15 for 10 yards (T.McClain).             | R17 |
| 1-10-DAL 15 | (3:45) M.Jones right guard to DAL 10 for 5 yards (M.Collins; J.Crawford).                     |     |
| 2-5-DAL 10  | (3:04) K.Cousins pass short right to V.Davis to DAL 11 for -1 yards (M.Claiborne) [D.Irving]. |     |
| 3-6-DAL 11  | (2:20) (Shotgun) K.Cousins pass incomplete short right [D.Irving].                            |     |
| 4-6-DAL 11  | (2:10) D.Hopkins 29 yard field goal is GOOD, Center-N.Sundberg, Holder-T.Way.                 |     |

DAL 20 WAS 20, 7 plays, 27 yards, 3:35 drive, 12:54 elapsed

D.Hopkins kicks 65 yards from WAS 35 to end zone, Touchback.

Dallas Cowboys at 2:06

|             |  |  |
|-------------|--|--|
| 1-10-DAL 25 | (2:06) (Shotgun) D.Prescott pass short left to D.Bryant to DAL 34 for 9 yards (B.Breeland). WAS-W.Compton was injured during the play.                               |  |
| 2-1-DAL 34  | (1:46) E.Elliott right end to DAL 35 for 1 yard (J.Norman). FUMBLES (J.Norman), RECOVERED by WAS-D.Phillips at DAL 34. D.Phillips to DAL 34 for no gain (E.Elliott). |  |

Washington Redskins at 1:39

|             |  |     |
|-------------|--|-----|
| 1-10-DAL 34 | (1:39) K.Cousins pass short middle to N.Paul to DAL 18 for 16 yards (C.Thornton) [A.Hitchens]. | P18 |
|             | PENALTY on DAL-A.Hitchens, Roughing the Passer, 9 yards, enforced at DAL 18.                   | X19 |
| 1-9-DAL 9   | (1:06) M.Jones right tackle to DAL 9 for no gain (J.Crawford, C.Thornton).                     |     |
| 2-9-DAL 9   | (:27) (Shotgun) PENALTY on DAL-C.Thornton, Encroachment, 5 yards, enforced at DAL 9 - No Play. |     |
| 2-4-DAL 4   | (:16) K.Cousins pass incomplete short left to J.Doctson (B.Carr).                              |     |
| 3-4-DAL 4   | (:12) (Shotgun) K.Cousins pass incomplete short right to P.Garcon.                             |     |
| 4-4-DAL 4   | (:07) D.Hopkins 22 yard field goal is GOOD, Center-N.Sundberg, Holder-T.Way.                   |     |

Dallas Cowboys vs Washington Redskins at FedExField

DAL 20 WAS 23, 5 plays, 30 yards, 2 penalties, 1:35 drive, 14:56 elapsed

D.Hopkins kicks 68 yards from WAS 35 to DAL -3. L.Whitehead to DAL 30 for 33 yards (G.Toler; D.Phillips).

END OF QUARTER

|                     | Score | Time Poss | First Downs |   |   |   | Efficiencies |        |
|---------------------|-------|-----------|-------------|---|---|---|--------------|--------|
|                     |       |           | R           | P | X | T | 3 Down       | 4 Down |
| Dallas Cowboys      | 20    | 6:06      | 3           | 2 | 0 | 5 | 1/1          | 0/0    |
| Washington Redskins | 23    | 8:54      | 2           | 5 | 1 | 8 | 1/3          | 0/0    |



## Fourth Quarter

9/18/2016

## Play By Play

Dallas Cowboys continued.

Dallas Cowboys Q3-00:04, (1st play from scrimmage 15:00)

- 1-10-DAL 30 (15:00) D.Prescott sacked at DAL 25 for -5 yards (T.Murphy).  
 2-15-DAL 25 (14:20) (Shotgun) L.Dunbar up the middle to DAL 24 for -1 yards (D.Phillips, T.Murphy).  
 3-16-DAL 24 (13:36) (No Huddle, Shotgun) D.Prescott pass short left to C.Beasley to DAL 34 for 10 yards (S.Cravens).  
 4-6-DAL 34 (13:00) C.Jones punts 54 yards to WAS 12, Center-L.Ladouceur. J.Crowder to WAS 21 for 9 yards (J.Heath).

Washington Redskins at 12:46

- 1-10-WAS 21 (12:46) K.Cousins pass deep left to J.Doctson pushed ob at DAL 22 for 57 yards (B.Jones). P20  
1-10-DAL 22 (12:14) M.Jones right end to DAL 19 for 3 yards (A.Hitchens).  
 2-7-DAL 19 (11:36) (Shotgun) K.Cousins pass short right to J.Reed to DAL 6 for 13 yards (O.Scandrick). P21  
1-6-DAL 6 (10:53) K.Cousins pass incomplete short right to J.Doctson.  
 2-6-DAL 6 (10:48) (Shotgun) K.Cousins pass incomplete short right to J.Reed.  
 3-6-DAL 6 (10:43) (Shotgun) K.Cousins pass short middle intended for P.Garcon INTERCEPTED by B.Church at DAL -6. Touchback.

Dallas Cowboys at 10:35

- 1-10-DAL 20 (10:35) E.Elliott left end to DAL 16 for -4 yards (T.Murphy; S.Cravens).  
 2-14-DAL 16 (9:56) (Shotgun) D.Prescott pass short middle to D.Bryant to DAL 37 for 21 yards (M.Foster). P19  
1-10-DAL 37 (9:28) D.Prescott pass short middle to C.Beasley to WAS 49 for 14 yards (D.Phillips). P20  
1-10-WAS 49 (8:52) E.Elliott left end to WAS 45 for 4 yards (D.Bruton, D.Phillips).  
 2-6-WAS 45 (8:15) D.Prescott pass short right to G.Swaim to WAS 44 for 1 yard (D.Hall) [M.Foster]. X21  
 PENALTY on WAS-M.Foster, Roughing the Passer, 15 yards, enforced at WAS 44.  
1-10-WAS 29 (7:52) E.Elliott up the middle to WAS 28 for 1 yard (T.Murphy; W.Compton).  
 2-9-WAS 28 (7:12) (Shotgun) D.Prescott sacked at WAS 37 for -9 yards (R.Kerrigan). X22  
 PENALTY on WAS-J.Norman, Illegal Use of Hands, 5 yards, enforced at WAS 28 - No Play.  
1-10-WAS 23 (6:56) E.Elliott up the middle to WAS 23 for no gain (T.Murphy). FUMBLES (T.Murphy), recovered by DAL-D.Free at WAS 24. D.Free to WAS 24 for no gain (C.Baker).  
 2-11-WAS 24 (6:10) (Shotgun) D.Prescott pass incomplete short middle to D.Bryant (J.Norman).  
 3-11-WAS 24 (6:04) (Shotgun) D.Prescott pass short left to C.Beasley ran ob at WAS 12 for 12 yards (J.Norman). P23  
1-10-WAS 12 (5:24) (Shotgun) D.Prescott pass short left to J.Witten to WAS 4 for 8 yards (W.Compton).  
 2-2-WAS 4 (4:49) A.Morris right guard for 4 yards, TOUCHDOWN. R24  
 D.Bailey extra point is GOOD, Center-L.Ladouceur, Holder-C.Jones.

DAL 27 WAS 23, 11 plays, 80 yards, 2 penalties, 5:50 drive, 10:15 elapsed

D.Bailey kicks 65 yards from DAL 35 to end zone, Touchback.

Washington Redskins at 4:45

- 1-10-WAS 25 (4:45) M.Jones left tackle to WAS 28 for 3 yards (M.Collins).  
 2-7-WAS 28 (4:12) (Shotgun) K.Cousins pass short right to J.Crowder to WAS 33 for 5 yards (O.Scandrick).  
 3-2-WAS 33 (3:38) (Shotgun) K.Cousins pass short left to J.Crowder to WAS 35 for 2 yards (J.Durant). P22  
1-10-WAS 35 (3:09) (No Huddle, Shotgun) K.Cousins pass incomplete short left to C.Thompson.  
 2-10-WAS 35 (3:07) (Shotgun) K.Cousins pass short middle to J.Crowder to WAS 44 for 9 yards (O.Scandrick).  
 3-1-WAS 44 (2:38) C.Thompson left end to WAS 44 for no gain (S.Lee).

Two-Minute Warning

- 4-1-WAS 44 (2:00) (Shotgun) K.Cousins pass incomplete short right to P.Garcon (J.Durant).

Dallas Cowboys at 1:56

- 1-10-WAS 43 (1:56) A.Morris right end to WAS 38 for 5 yards (R.Jean Francois).  
 Timeout #1 by WAS at 01:51.  
 2-5-WAS 38 (1:51) A.Morris right end to WAS 40 for -2 yards (B.Breeland; P.Smith).  
 Timeout #2 by WAS at 01:46.  
 3-7-WAS 40 (1:46) D.Prescott sacked at WAS 42 for -2 yards (D.Bruton).  
 Timeout #3 by WAS at 01:40.  
 4-9-WAS 42 (1:40) C.Jones punts 32 yards to WAS 10, Center-L.Ladouceur, downed by DAL-B.Jones.

Washington Redskins at 1:30

- 1-10-WAS 10 (1:30) (Shotgun) K.Cousins pass short left to J.Reed pushed ob at WAS 18 for 8 yards (B.Carr).

Dallas Cowboys vs Washington Redskins at FedExField

2-2-WAS 18 (1:25) (Shotgun) K.Cousins sacked at WAS 10 for -8 yards (T.Crawford).  
 3-10-WAS 10 (1:05) (Shotgun) K.Cousins pass short middle to C.Thompson to WAS 48 for 38 yards (O.Scandrick). P23  
1-10-WAS 48 (:43) (No Huddle) K.Cousins spiked the ball to stop the clock.  
 2-10-WAS 48 (:40) K.Cousins pass short left to J.Crowder pushed ob at DAL 46 for 6 yards (B.Carr).  
 3-4-DAL 46 (:37) (Shotgun) K.Cousins pass short left to C.Thompson to DAL 36 for 10 yards (B.Church). P24  
1-10-DAL 36 (:37) (No Huddle) PENALTY on WAS-K.Lichtensteiger, False Start, 5 yards, enforced at DAL 36 - No Play. Ten second run off due to penalty  
 1-15-DAL 41 (:04) (Shotgun) K.Cousins pass incomplete deep left to J.Doctson (J.Wilcox) [T.McClain].

END OF QUARTER

|                     | Score | Time Poss | First Downs |   |   |   | Efficiencies |        |
|---------------------|-------|-----------|-------------|---|---|---|--------------|--------|
|                     |       |           | R           | P | X | T | 3 Down       | 4 Down |
| Dallas Cowboys      | 27    | 8:30      | 1           | 3 | 2 | 6 | 1/3          | 0/0    |
| Washington Redskins | 23    | 6:30      | 0           | 5 | 0 | 5 | 3/5          | 0/1    |

# Miscellaneous Statistics Report

Dallas Cowboys vs Washington Redskins  
9/18/2016 at FedExField

## Ten Longest Plays for Dallas Cowboys

| Yards | Qtr | Play Start  | Play Description   |
|-------|-----|-------------|--|
| 29    | 1   | 1-10-DAL 6  | (6:52) D.Prescott pass short left to J.Witten pushed ob at DAL 35 for 29 yards (D.Bruton).   |
| 28    | 1   | 2-12-WAS 33 | (10:57) (Shotgun) D.Prescott pass short middle to C.Beasley to WAS 5 for 28 yards (D.Hall) [T.Murphy].   |
| 28    | 1   | 4-1-WAS 30  | (2:49) D.Prescott pass short right to G.Swaim pushed ob at WAS 2 for 28 yards (D.Bruton) [T.Garvin].   |
| 21    | 3   | 2-5-WAS 42  | (8:41) E.Elliott left end to WAS 21 for 21 yards (B.Breeland, M.Foster).   |
| 21    | 4   | 2-14-DAL 16 | (9:56) (Shotgun) D.Prescott pass short middle to D.Bryant to DAL 37 for 21 yards (M.Foster).   |
| 18    | 1   | 3-8-DAL 33  | (13:59) (Shotgun) D.Prescott pass short middle to D.Bryant to WAS 49 for 18 yards (D.Bruton, D.Hall).  |
| 17    | 1   | 3-9-WAS 48  | (11:57) (Shotgun) D.Prescott pass deep middle to D.Bryant to WAS 31 for 17 yards (B.Breeland).<br>Penalty on WAS-P.Smith, Defensive Offside, declined.                 |
| 16    | 2   | 3-4-50      | (8:22) (Shotgun) D.Prescott pass short left to L.Dunbar pushed ob at WAS 34 for 16 yards (B.Breeland).   |
| 16    | 3   | 3-11-WAS 22 | (6:33) (Shotgun) D.Prescott pass deep left to D.Bryant to WAS 6 for 16 yards (B.Breeland).   |
| 16    | 4   | 2-6-WAS 45  | (8:15) D.Prescott pass short right to G.Swaim to WAS 44 for 1 yard (D.Hall) [M.Foster].<br>PENALTY on WAS-M.Foster, Roughing the Passer, 15 yards, enforced at WAS 44. |

## Ten Longest Plays for Washington Redskins

| Yards | Qtr | Play Start  | Play Description   |
|-------|-----|-------------|--|
| 57    | 4   | 1-10-WAS 21 | (12:46) K.Cousins pass deep left to J.Doctson pushed ob at DAL 22 for 57 yards (B.Jones).                        |
| 38    | 4   | 3-10-WAS 10 | (1:05) (Shotgun) K.Cousins pass short middle to C.Thompson to WAS 48 for 38 yards (O.Scandrick).                 |
| 32    | 3   | 1-10-WAS 45 | (14:10) (No Huddle, Shotgun) K.Cousins pass short middle to V.Davis to DAL 23 for 32 yards (M.Claiborne, S.Lee). |
| 28    | 1   | 2-4-WAS 31  | (8:52) (No Huddle) K.Cousins pass short right to D.Jackson to DAL 41 for 28 yards (M.Claiborne).                 |
| 25    | 1   | 1-10-WAS 25 | (1:39) K.Cousins pass deep middle to J.Reed to 50 for 25 yards (A.Hitchens).                                     |
| 25    | 3   | 1-10-DAL 34 | (1:39) K.Cousins pass short middle to N.Paul to DAL 18 for 16 yards (C.Thornton) [A.Hitchens].                   |
| 16    | 3   | 2-6-WAS 29  | (14:39) (No Huddle, Shotgun) K.Cousins pass deep left to P.Garcon to WAS 45 for 16 yards (B.Carr).               |
| 15    | 2   | 2-10-WAS 36 | (3:44) (Shotgun) K.Cousins pass short middle to J.Reed to DAL 49 for 15 yards (B.Jones).                         |
| 14    | 2   | 1-10-DAL 14 | (13:16) M.Jones left end for 14 yards, TOUCHDOWN.  |
| 13    | 4   | 2-7-DAL 19  | (11:36) (Shotgun) K.Cousins pass short right to J.Reed to DAL 6 for 13 yards (O.Scandrick).                      |

## Touchdown Scoring Information

|                |                     | Offense | Defense | Special Teams |
|----------------|---------------------|---------|---------|---------------|
| <b>VISITOR</b> | Dallas Cowboys      | 3       | 0       | 0             |
| <b>HOME</b>    | Washington Redskins | 2       | 0       | 0             |

## Player Scoring Information

| Club | Player     | TD | Rush TD | Rec TD | KO TD | Punt TD | Int TD | Fum TD | Misc TD | FG | XP | 2Pt Rush | 2Pt Rec | Sfty | Points |
|------|------------|----|---------|--------|-------|---------|--------|--------|---------|----|----|----------|---------|------|--------|
| DAL  | D.Bailey   | 0  | 0       | 0      | 0     | 0       | 0      | 0      | 0       | 2  | 3  | 0        | 0       | 0    | 9      |
| DAL  | E.Elliott  | 0  | 1       | 0      | 0     | 0       | 0      | 0      | 0       | 0  | 0  | 0        | 0       | 0    | 6      |
| DAL  | A.Morris   | 0  | 1       | 0      | 0     | 0       | 0      | 0      | 0       | 0  | 0  | 0        | 0       | 0    | 6      |
| DAL  | D.Prescott | 0  | 1       | 0      | 0     | 0       | 0      | 0      | 0       | 0  | 0  | 0        | 0       | 0    | 6      |
| WAS  | D.Hopkins  | 0  | 0       | 0      | 0     | 0       | 0      | 0      | 0       | 3  | 2  | 0        | 0       | 0    | 11     |
| WAS  | M.Jones    | 0  | 1       | 0      | 0     | 0       | 0      | 0      | 0       | 0  | 0  | 0        | 0       | 0    | 6      |
| WAS  | J.Crowder  | 0  | 0       | 1      | 0     | 0       | 0      | 0      | 0       | 0  | 0  | 0        | 0       | 0    | 6      |

## Possession Detail

|                             | First Half |       | Second Half |       | Game    |       |
|-----------------------------|------------|-------|-------------|-------|---------|-------|
|                             | Visitor    | Home  | Visitor     | Home  | Visitor | Home  |
| Largest Lead                | 10         | 0     | 4           | 4     | 10      | 4     |
| Drives Leading              | 4          | 0     | 1           | 1     | 5       | 1     |
| Time of Possession Leading  | 12:40      | 0:00  | 0:26        | 2:11  | 13:06   | 2:11  |
| Largest Deficit             | 0          | -10   | -4          | -4    | -4      | -10   |
| Drives Trailing             | 0          | 4     | 3           | 4     | 3       | 8     |
| Time of Possession Trailing | 0:00       | 11:45 | 13:43       | 11:38 | 13:43   | 23:23 |
| Times Score Tied Up         |            | 0     |             | 1     |         | 1     |
| Lead Changes                |            | 1     |             | 4     |         | 5     |

# Playtime Percentage

*Percent of playtime per player on offense, defense and special teams*

## Dallas Cowboys

## Washington Redskins

|             |    | Offense | Defense | Special Teams |     |                  |                 | Offense | Defense | Special Teams |     |     |
|-------------|----|---------|---------|---------------|-----|------------------|-----------------|---------|---------|---------------|-----|-----|
| D Free      | T  | 68      | 100%    | 5             | 19% | M Moses          | T               | 67      | 100%    | 5             | 19% |     |
| J Witten    | TE | 68      | 100%    | 5             | 19% | B Scherff        | G               | 67      | 100%    | 5             | 19% |     |
| L Collins   | G  | 68      | 100%    | 5             | 19% | S Lauvao         | G               | 67      | 100%    | 5             | 19% |     |
| Z Martin    | G  | 68      | 100%    | 5             | 19% | T Williams       | T               | 67      | 100%    |               |     |     |
| T Frederick | C  | 68      | 100%    | 5             | 19% | K Cousins        | QB              | 67      | 100%    |               |     |     |
| T Smith     | T  | 68      | 100%    | 5             | 19% | K Lichtensteiger | C               | 67      | 100%    |               |     |     |
| D Prescott  | QB | 68      | 100%    |               |     | J Reed           | TE              | 58      | 87%     |               |     |     |
| D Bryant    | WR | 57      | 84%     |               |     | D Jackson        | WR              | 51      | 76%     |               |     |     |
| T Williams  | WR | 44      | 65%     |               |     | J Crowder        | WR              | 48      | 72%     | 3             | 11% |     |
| E Elliott   | RB | 43      | 63%     |               |     | P Garcon         | WR              | 46      | 69%     |               |     |     |
| C Beasley   | WR | 41      | 60%     | 1             | 4%  | M Jones          | RB              | 39      | 58%     |               |     |     |
| B Butler    | WR | 26      | 38%     |               |     | C Thompson       | RB              | 28      | 42%     | 6             | 22% |     |
| G Swaim     | TE | 18      | 26%     | 6             | 22% | V Davis          | TE              | 27      | 40%     | 5             | 19% |     |
| L Whitehead | WR | 10      | 15%     | 7             | 26% | J Doctson        | WR              | 19      | 28%     |               |     |     |
| A Morris    | RB | 10      | 15%     |               |     | R Grant          | WR              | 12      | 18%     | 6             | 22% |     |
| L Dunbar    | RB | 9       | 13%     |               |     | N Paul           | TE              | 7       | 10%     | 17            | 63% |     |
| G Escobar   | TE | 7       | 10%     | 10            | 37% | J Norman         | CB              |         | 68      | 100%          | 5   | 19% |
| K Smith     | FB | 5       | 7%      | 14            | 52% | D Bruton         | SS              |         | 67      | 99%           | 7   | 26% |
| C Green     | T  | 2       | 3%      | 5             | 19% | D Hall           | FS              |         | 66      | 97%           |     |     |
| B Carr      | CB |         | 67      | 100%          | 7   | 26%              | B Breeland      | CB      | 63      | 93%           | 6   | 22% |
| M Claiborne | CB |         | 67      | 100%          | 7   | 26%              | W Compton       | LB      | 61      | 90%           | 7   | 26% |
| S Lee       | LB |         | 67      | 100%          | 6   | 22%              | R Kerrigan      | LB      | 57      | 84%           | 5   | 19% |
| B Jones     | FS |         | 66      | 99%           | 14  | 52%              | M Foster        | LB      | 54      | 79%           | 13  | 48% |
| B Church    | SS |         | 58      | 87%           | 13  | 48%              | P Smith         | LB      | 50      | 74%           | 5   | 19% |
| O Scandrick | CB |         | 49      | 73%           |     |                  | D Phillips      | CB      | 47      | 69%           | 7   | 26% |
| T McClain   | DT |         | 46      | 69%           | 6   | 22%              | E Hood          | DE      | 47      | 69%           | 5   | 19% |
| T Crawford  | DT |         | 43      | 64%           | 6   | 22%              | C Baker         | DE      | 46      | 68%           |     |     |
| J Crawford  | DE |         | 43      | 64%           | 6   | 22%              | T Murphy        | LB      | 34      | 50%           | 16  | 59% |
| M Collins   | DT |         | 37      | 55%           | 6   | 22%              | C Jenkins       | DT      | 29      | 43%           | 5   | 19% |
| B Mayowa    | DE |         | 34      | 51%           |     |                  | R Jean Francois | DE      | 28      | 41%           | 5   | 19% |
| D Irving    | DE |         | 33      | 49%           | 5   | 19%              | S Cravens       | LB      | 20      | 29%           | 15  | 56% |
| J Durant    | LB |         | 29      | 43%           | 3   | 11%              | G Toler         | CB      | 4       | 6%            | 8   | 30% |
| C Thornton  | DT |         | 26      | 39%           |     |                  | W Blackmon      | FS      | 3       | 4%            | 14  | 52% |
| J Wilcox    | SS |         | 24      | 36%           | 9   | 33%              | T Garvin        | LB      | 2       | 3%            | 17  | 63% |
| A Hitchens  | LB |         | 23      | 34%           | 10  | 37%              | H Bates         | LB      | 1       | 1%            | 22  | 81% |
| A Gachkar   | LB |         | 13      | 19%           | 17  | 63%              | K Golston       | NT      | 1       | 1%            |     |     |
| K Wilber    | LB |         | 10      | 15%           | 22  | 81%              | D Everett       | FS      |         |               | 17  | 63% |
| R Smith     | FB |         |         | 16            | 59% | D Ihenacho       | SS              |         |         | 12            | 44% |     |
| J Heath     | FS |         |         | 16            | 59% | D Hopkins        | K               |         |         | 11            | 41% |     |
| D Wilson    | LB |         |         | 16            | 59% | Q Dunbar         | CB              |         |         | 11            | 41% |     |
| D Bailey    | K  |         |         | 11            | 41% | T Nsekhe         | T               |         |         | 10            | 37% |     |
| C Jones     | P  |         |         | 8             | 30% | N Sundberg       | LS              |         |         | 7             | 26% |     |
| L Ladouceur | LS |         |         | 8             | 30% | T Way            | P               |         |         | 7             | 26% |     |
| A Brown     | CB |         |         | 7             | 26% | S Long           | G               |         |         | 5             | 19% |     |
| J Looney    | C  |         |         | 5             | 19% |                  |                 |         |         |               |     |     |



# National Football League Game Summary

NFL Copyright © 2016 by The National Football League. All rights reserved. This summary and play-by-play is for the express purpose of assisting media in their coverage of the game; any other use of this material is prohibited without the written permission of the National Football League. Updated: 9/28/2016

Date: Sunday, 9/25/2016

## Washington Redskins at New York Giants

Start Time: 1:02 PM EDT

at MetLife Stadium, East Rutherford, NJ

### Game Day Weather

Game Weather: Sunny  
 Played on Turf: UBU Speed Series-S5-M

Temp: 67° F (19.4° C) Humidity: 37%, Wind: NNE 2 mph

### Officials

|                                 |                                 |                                    |
|---------------------------------|---------------------------------|------------------------------------|
| Referee: Hussey, John (35)      | Umpire: Wash, Undrey (96)       | Head Linesman: Bergman, Jerry (91) |
| Line Judge: Stephan, Tom (68)   | Side Judge: Monroe, Jonah (120) | Field Judge: Patterson, Rick (15)  |
| Back Judge: Martinez, Rich (39) | Replay Official: Frantz, Earnie |                                    |

### Lineups

| Washington Redskins |                  |         |            | New York Giants |            |         |               |
|---------------------|------------------|---------|------------|-----------------|------------|---------|---------------|
| Offense             |                  | Defense |            | Offense         |            | Defense |               |
| WR 88               | P.Garcon         | LDE 90  | E.Hood     | WR 13           | O.Beckham  | LDE 90  | J.Pierre-Paul |
| LT 71               | T.Williams       | RDE 92  | C.Baker    | LT 74           | E.Flowers  | LDT 98  | D.Harrison    |
| LG 77               | S.Lauvao         | SLB 94  | P.Smith    | LG 67           | J.Pugh     | RDT 95  | J.Hankins     |
| C 78                | K.Lichtensteiger | MLB 51  | W.Compton  | C 70            | W.Richburg | RDE 54  | O.Vernon      |
| RG 75               | B.Scherff        | MLB 54  | M.Foster   | RG 77           | J.Jerry    | SLB 57  | K.Robinson    |
| RT 76               | M.Moses          | WLB 91  | R.Kerrigan | RT 68           | B.Hart     | WLB 52  | J.Casillas    |
| TE 85               | V.Davis          | CB 26   | B.Breeland | TE 84           | L.Donnell  | LCB 24  | E.Apple       |
| WR 80               | J.Crowder        | CB 24   | J.Norman   | QB 10           | E.Manning  | SS 21   | L.Collins     |
| WR 11               | D.Jackson        | SS 30   | D.Bruton   | WR 87           | S.Shepard  | FS 29   | N.Berhe       |
| QB 8                | K.Cousins        | FS 23   | D.Hall     | RB 34           | S.Vereen   | RCB 20  | J.Jenkins     |
| RB 31               | M.Jones          | DB 20   | G.Toler    | WR 80           | V.Cruz     | DB 25   | L.Hall        |

### Substitutions

K 3 D.Hopkins, P 5 T.Way, WR 14 R.Grant, WR 19 R.Ross, S 22 D.Everett, RB 25 C.Thompson, S 29 D.Ihenacho, RB 32 R.Kelley, CB 35 D.Phillips, S 36 S.Cravens, S 41 W.Blackmon, CB 47 Q.Dunbar, LB 52 T.Garvin, LS 57 N.Sundberg, G 61 S.Long, DL 73 C.Jenkins, T 79 T.Nsekhe, TE 84 N.Paul, TE 86 J.Reed, LB/DE 93 T.Murphy, LB 96 H.Bates, DE 98 M.Ioannidis, DE 99 R.Jean Francois

### Substitutions

K 3 J.Brown, P 9 B.Wing, WR 15 T.King, WR 17 D.Harris, RB 26 O.Darkwa, RB 28 P.Perkins, CB 31 T.Wade, S 33 A.Adams, CB 41 D.Rodgers-Cromartie, RB 43 B.Rainey, TE 45 W.Tye, LS 51 Z.DeOssie, DE 58 O.Odighizuwa, LB 59 D.Kennard, T 65 W.Beatty, C 69 B.Jones, DE 72 K.Wynn, DE 78 R.Okwara, LB 91 K.Sheppard, LB 93 B.Goodson, LB 94 M.Herzlich, DT 96 J.Bromley

### Did Not Play

QB 16 C.McCoy

### Did Not Play

QB 12 R.Nassib, TE 89 J.Adams

### Not Active

QB 2 N.Sudfeld, WR 18 J.Doctson, CB 38 K.Fuller, LB 50 M.Spaight, DE 72 A.Lanier, G 74 A.Kouandjio, DE 97 K.Reyes

### Not Active

QB 8 J.Johnson, RB 23 R.Jennings, S 27 D.Thompson, T 73 M.Newhouse, WR 82 R.Lewis, DT 97 M.Hughes, NT 99 R.Thomas

### Field Goals (made ( ) & missed)

|           |                          |          |           |          |          |           |              |
|-----------|--------------------------|----------|-----------|----------|----------|-----------|--------------|
| D.Hopkins | (49) (33) (45) (25) (37) | J.Brown  | (29) (30) |          |          |           |              |
|           |                          | <b>1</b> | <b>2</b>  | <b>3</b> | <b>4</b> | <b>OT</b> | <b>Total</b> |
| VISITOR:  | Washington Redskins      | 6        | 10        | 7        | 6        | 0         | 29           |
| HOME:     | New York Giants          | 14       | 7         | 3        | 3        | 0         | 27           |

### Scoring Plays

| Team     | Qtr | Time  | Play Description (Extra Point) (Drive Info)                        | Visitor | Home |
|----------|-----|-------|--|---------|------|
| Giants   | 1   | 12:18 | S.Vereen 1 yd. run (J.Brown kick) (3-28, 1:05)                     | 0       | 7    |
| Redskins | 1   | 9:35  | D.Hopkins 49 yd. Field Goal (7-29, 2:43)                           | 3       | 7    |
| Giants   | 1   | 6:10  | S.Shepard 23 yd. pass from E.Manning (J.Brown kick) (8-75, 3:25)   | 3       | 14   |
| Redskins | 1   | 0:25  | D.Hopkins 33 yd. Field Goal (11-60, 5:45)                          | 6       | 14   |
| Redskins | 2   | 8:34  | D.Hopkins 45 yd. Field Goal (7-9, 3:58)                            | 9       | 14   |
| Giants   | 2   | 4:12  | O.Darkwa 2 yd. run (J.Brown kick) (8-75, 4:22)                     | 9       | 21   |
| Redskins | 2   | 3:40  | D.Jackson 44 yd. pass from K.Cousins (D.Hopkins kick) (2-75, 0:32) | 16      | 21   |
| Redskins | 3   | 9:45  | J.Crowder 55 yd. pass from K.Cousins (D.Hopkins kick) (3-50, 1:17) | 23      | 21   |
| Giants   | 3   | 6:29  | J.Brown 29 yd. Field Goal (9-64, 3:16)                             | 23      | 24   |

# National Football League Game Summary

NFL Copyright © 2016 by The National Football League. All rights reserved. This summary and play-by-play is for the express purpose of assisting media in their coverage of the game; any other use of this material is prohibited without the written permission of the National Football League. Updated: 9/28/2016

---

|                         |   |       |   |            |    |
|-------------------------|---|-------|---|------------|----|
| Redskins                | 4 | 14:57 | D.Hopkins 25 yd. Field Goal (15-68, 6:32) | 26         | 24 |
| Giants                  | 4 | 7:53  | J.Brown 30 yd. Field Goal (9-58, 3:07)    | 26         | 27 |
| Redskins                | 4 | 1:51  | D.Hopkins 37 yd. Field Goal (10-56, 6:02) | 29         | 27 |
| Paid Attendance: 78,368 |   |       |   | Time: 3:26 |    |

Washington Redskins vs New York Giants  
9/25/2016 at MetLife Stadium

# Final Individual Statistics

## Washington Redskins

## New York Giants

| RUSHING    |     |     |      |    |    | RUSHING  |     |     |     |    |    |
|------------|-----|-----|------|----|----|----------|-----|-----|-----|----|----|
|            | ATT | YDS | AVG  | LG | TD |          | ATT | YDS | AVG | LG | TD |
| M.Jones    | 17  | 65  | 3.8  | 12 | 0  | S.Vereen | 11  | 67  | 6.1 | 25 | 1  |
| C.Thompson | 6   | 23  | 3.8  | 8  | 0  | O.Darkwa | 10  | 53  | 5.3 | 15 | 1  |
| R.Kelley   | 4   | 7   | 1.8  | 5  | 0  |          |     |     |     |    |    |
| K.Cousins  | 3   | -5  | -1.7 | -1 | 0  |          |     |     |     |    |    |
| Total      | 30  | 90  | 3.0  | 12 | 0  | Total    | 21  | 120 | 5.7 | 25 | 2  |

| PASSING   |     |     |     |       |    |    |    |       | PASSING   |     |     |     |       |    |    |    |      |
|-----------|-----|-----|-----|-------|----|----|----|-------|-----------|-----|-----|-----|-------|----|----|----|------|
|           | ATT | CMP | YDS | SK/YD | TD | LG | IN | RT    |           | ATT | CMP | YDS | SK/YD | TD | LG | IN | RT   |
| K.Cousins | 35  | 21  | 296 | 2/14  | 2  | 55 | 0  | 106.4 | E.Manning | 38  | 25  | 350 | 2/13  | 1  | 37 | 2  | 82.1 |
| T.Way     | 1   | 1   | 31  | 0/0   | 0  | 31 | 0  | 118.8 |           |     |     |     |       |    |    |    |      |
| Total     | 36  | 22  | 327 | 2/14  | 2  | 55 | 0  | 109.4 | Total     | 38  | 25  | 350 | 2/13  | 1  | 37 | 2  | 82.1 |

| PASS RECEIVING |     |     |     |      |    |    | PASS RECEIVING |     |     |     |      |    |    |
|----------------|-----|-----|-----|------|----|----|----------------|-----|-----|-----|------|----|----|
|                | TAR | REC | YDS | AVG  | LG | TD |                | TAR | REC | YDS | AVG  | LG | TD |
| D.Jackson      | 8   | 5   | 96  | 19.2 | 44 | 1  | O.Beckham      | 11  | 7   | 121 | 17.3 | 26 | 0  |
| P.Garcon       | 7   | 5   | 59  | 11.8 | 20 | 0  | S.Shepard      | 7   | 5   | 73  | 14.6 | 23 | 1  |
| J.Crowder      | 7   | 4   | 78  | 19.5 | 55 | 1  | V.Cruz         | 3   | 3   | 70  | 23.3 | 37 | 0  |
| J.Reed         | 7   | 4   | 56  | 14.0 | 24 | 0  | W.Tye          | 5   | 3   | 14  | 4.7  | 6  | 0  |
| M.Jones        | 2   | 2   | 14  | 7.0  | 8  | 0  | L.Donnell      | 4   | 3   | 11  | 3.7  | 6  | 0  |
| Q.Dunbar       | 1   | 1   | 31  | 31.0 | 31 | 0  | S.Vereen       | 5   | 2   | 28  | 14.0 | 16 | 0  |
| C.Thompson     | 2   | 1   | -7  | -7.0 | -7 | 0  | B.Rainey       | 2   | 1   | 24  | 24.0 | 24 | 0  |
| R.Grant        | 1   | 0   | 0   | 0.0  | 0  | 0  | O.Darkwa       | 1   | 1   | 9   | 9.0  | 9  | 0  |
| Total          | 35  | 22  | 327 | 14.9 | 55 | 2  | Total          | 38  | 25  | 350 | 14.0 | 37 | 1  |

| INTERCEPTIONS |    |     |     |    |    | INTERCEPTIONS |    |     |     |    |    |
|---------------|----|-----|-----|----|----|---------------|----|-----|-----|----|----|
|               | NO | YDS | AVG | LG | TD |               | NO | YDS | AVG | LG | TD |
| S.Cravens     | 1  | 2   | 2.0 | 2  | 0  |               |    |     |     |    |    |
| Q.Dunbar      | 1  | 0   | 0.0 | 0  | 0  |               |    |     |     |    |    |
| Total         | 2  | 2   | 1.0 | 2  | 0  | Total         | 0  | 0   | 0   | 0  | 0  |

| PUNTING |    |     |      |      |    |      |    | PUNTING |    |     |      |      |    |      |    |
|---------|----|-----|------|------|----|------|----|---------|----|-----|------|------|----|------|----|
|         | NO | YDS | AVG  | NET  | TB | IN20 | LG |         | NO | YDS | AVG  | NET  | TB | IN20 | LG |
| T.Way   | 2  | 91  | 45.5 | 38.5 | 0  | 0    | 56 | B.Wing  | 3  | 142 | 47.3 | 28.0 | 0  | 0    | 56 |
| Total   | 2  | 91  | 45.5 | 38.5 | 0  | 0    | 56 | Total   | 3  | 142 | 47.3 | 28.0 | 0  | 0    | 56 |

| PUNT RETURNS |    |     |      |    |    |    | PUNT RETURNS    |    |     |      |    |    |    |
|--------------|----|-----|------|----|----|----|-----------------|----|-----|------|----|----|----|
|              | NO | YDS | AVG  | FC | LG | TD |                 | NO | YDS | AVG  | FC | LG | TD |
| J.Crowder    | 2  | 58  | 29.0 | 0  | 50 | 0  | D.Harris        | 1  | 14  | 14.0 | 0  | 14 | 0  |
| Q.Dunbar     | 1  | 0   | 0.0  | 0  | 0  | 0  | [OUT OF BOUNDS] | 1  | 0   | 0.0  | 0  | 0  | 0  |
| Total        | 3  | 58  | 19.3 | 0  | 50 | 0  | Total           | 1  | 14  | 14.0 | 0  | 14 | 0  |

| KICKOFF RETURNS |    |     |      |    |    |    | KICKOFF RETURNS |    |     |      |    |    |    |
|-----------------|----|-----|------|----|----|----|-----------------|----|-----|------|----|----|----|
|                 | NO | YDS | AVG  | FC | LG | TD |                 | NO | YDS | AVG  | FC | LG | TD |
| C.Thompson      | 1  | 25  | 25.0 | 0  | 25 | 0  | D.Harris        | 1  | 15  | 15.0 | 0  | 15 | 0  |
| [OUT OF BOUNDS] | 1  | 0   | 0.0  | 0  | 0  | 0  | [TOUCHBACK]     | 7  | 0   | 0.0  | 0  | 0  | 0  |
| [TOUCHBACK]     | 4  | 0   | 0.0  | 0  | 0  | 0  |                 |    |     |      |    |    |    |
| Total           | 1  | 25  | 25.0 | 0  | 25 | 0  | Total           | 1  | 15  | 15.0 | 0  | 15 | 0  |

### Washington Redskins

| FUMBLES    | FUM | LOST | OWN-REC | YDS | TD | FORCED | OPP-REC | YDS | TD | OUT-BDS |
|------------|-----|------|---------|-----|----|--------|---------|-----|----|---------|
| K.Cousins  | 1   | 0    | 1       | 0   | 0  | 0      | 0       | 0   | 0  | 0       |
| M.Jones    | 1   | 0    | 1       | 0   | 0  | 0      | 0       | 0   | 0  | 0       |
| Q.Dunbar   | 1   | 1    | 0       | 0   | 0  | 0      | 0       | 0   | 0  | 0       |
| C.Baker    | 0   | 0    | 0       | 0   | 0  | 1      | 0       | 0   | 0  | 0       |
| W.Blackmon | 0   | 0    | 0       | 0   | 0  | 1      | 0       | 0   | 0  | 0       |
| T.Murphy   | 0   | 0    | 0       | 0   | 0  | 1      | 0       | 0   | 0  | 0       |
| G.Toler    | 0   | 0    | 0       | 0   | 0  | 0      | 1       | 0   | 0  | 0       |
| Total      | 3   | 1    | 2       | 0   | 0  | 3      | 1       | 0   | 0  | 0       |

### New York Giants

| FUMBLES   | FUM | LOST | OWN-REC | YDS | TD | FORCED | OPP-REC | YDS | TD | OUT-BDS |
|-----------|-----|------|---------|-----|----|--------|---------|-----|----|---------|
| E.Manning | 2   | 0    | 0       | 0   | 0  | 0      | 0       | 0   | 0  | 0       |
| S.Vereen  | 1   | 1    | 0       | 0   | 0  | 0      | 0       | 0   | 0  | 0       |
| O.Darkwa  | 0   | 0    | 1       | 0   | 0  | 0      | 0       | 0   | 0  | 0       |



Washington Redskins vs New York Giants

9/25/2016 at MetLife Stadium

**Final Individual Statistics**

|               |   |   |   |   |   |   |   |   |   |   |
|---------------|---|---|---|---|---|---|---|---|---|---|
| J.Jerry       | 0 | 0 | 1 | 0 | 0 | 0 | 0 | 0 | 0 | 0 |
| N.Berhe       | 0 | 0 | 0 | 0 | 0 | 1 | 0 | 0 | 0 | 0 |
| J.Pierre-Paul | 0 | 0 | 0 | 0 | 0 | 1 | 0 | 0 | 0 | 0 |
| D.Harris      | 0 | 0 | 0 | 0 | 0 | 0 | 1 | 0 | 0 | 0 |
| Total         | 3 | 1 | 2 | 0 | 0 | 2 | 1 | 0 | 0 | 0 |

Washington Redskins vs New York Giants  
9/25/2016 at MetLife Stadium

## Final Team Statistics

|   | Visitor<br>Redskins | Home<br>Giants |
|---|---------------------|----------------|
| TOTAL FIRST DOWNS                                 | 20                  | 28             |
| By Rushing  | 5                   | 8              |
| By Passing  | 13                  | 16             |
| By Penalty  | 2                   | 4              |
| THIRD DOWN EFFICIENCY                             | 7-16-44%            | 4-9-44%        |
| FOURTH DOWN EFFICIENCY                            | 1-1-100%            | 0-0-0%         |
| TOTAL NET YARDS                                   | 403                 | 457            |
| Total Offensive Plays (inc. times thrown passing) | 68                  | 61             |
| Average gain per offensive play                   | 5.9                 | 7.5            |
| NET YARDS RUSHING                                 | 90                  | 120            |
| Total Rushing Plays                               | 30                  | 21             |
| Average gain per rushing play                     | 3.0                 | 5.7            |
| Tackles for a loss-number and yards               | 2-5                 | 2-4            |
| NET YARDS PASSING                                 | 313                 | 337            |
| Times thrown - yards lost attempting to pass      | 2-14                | 2-13           |
| Gross yards passing                               | 327                 | 350            |
| PASS ATTEMPTS-COMPLETIONS-HAD INTERCEPTED         | 36-22-0             | 38-25-2        |
| Avg gain per pass play (inc.# thrown passing)     | 8.2                 | 8.4            |
| KICKOFFS Number-In End Zone-Touchbacks            | 8-7-7               | 6-4-4          |
| PUNTS Number and Average                          | 2-45.5              | 3-47.3         |
| Had Blocked                                       | 0                   | 0              |
| FGs - PATs Had Blocked                            | 0-0                 | 0-0            |
| Net Punting Average                               | 38.5                | 28.0           |
| TOTAL RETURN YARDAGE (Not Including Kickoffs)     | 60                  | 14             |
| No. and Yards Punt Returns                        | 3-58                | 1-14           |
| No. and Yards Kickoff Returns                     | 1-25                | 1-15           |
| No. and Yards Interception Returns                | 2-2                 | 0-0            |
| PENALTIES Number and Yards                        | 8-70                | 11-128         |
| FUMBLES Number and Lost                           | 3-1                 | 3-1            |
| TOUCHDOWNS  | 2                   | 3              |
| Rushing   | 0                   | 2              |
| Passing   | 2                   | 1              |
| EXTRA POINTS Made-Attempts                        | 2-2                 | 3-3            |
| Kicking Made-Attempts                             | 2-2                 | 3-3            |
| FIELD GOALS Made-Attempts                         | 5-5                 | 2-2            |
| RED ZONE EFFICIENCY                               | 0-4-0%              | 2-5-40%        |
| GOAL TO GO EFFICIENCY                             | 0-2-0%              | 2-3-67%        |
| SAFETIES  | 0                   | 0              |
| FINAL SCORE                                       | 29                  | 27             |
| TIME OF POSSESSION                                | 33:26               | 26:34          |

## Ball Possession And Drive Chart

### Washington Redskins

| #  | Time Recd | Time Lost | Time Poss | How Ball Obtained | Drive Began | # Play | Yds Gain | Yds Pen | Net Yds | 1st Down | Last Scrm | How Given Up |
|----|-----------|-----------|-----------|-------------------|-------------|--------|----------|---------|---------|----------|-----------|--------------|
| 1  | 12:18     | 9:35      | 2:43      | Kickoff           | WAS 40      | 7      | 29       | 0       | 29      | 2        | NYG 31    | Field Goal   |
| 2  | 6:10      | 0:25      | 5:45      | Kickoff           | WAS 25      | 11     | 60       | 0       | 60      | 3        | * NYG 15  | Field Goal   |
| 3  | 12:32     | 8:34      | 3:58      | Punt              | NYG 36      | 7      | 24       | -15     | 9       | 1        | NYG 27    | Field Goal   |
| 4  | 4:12      | 3:40      | 0:32      | Kickoff           | WAS 25      | 2      | 75       | 0       | 75      | 2        | NYG 44    | Touchdown    |
| 5  | 1:10      | 0:00      | 1:10      | Fumble            | WAS 34      | 8      | 28       | 28      | 56      | 3        | * NYG 4   | End of Half  |
| 6  | 15:00     | 13:10     | 1:50      | Kickoff           | WAS 28      | 3      | 5        | 0       | 5       | 0        | WAS 33    | Punt         |
| 7  | 11:02     | 9:45      | 1:17      | Punt              | 50          | 3      | 60       | -10     | 50      | 1        | WAS 45    | Touchdown    |
| 8  | 6:29      | 14:57     | 6:32      | Kickoff           | WAS 25      | 15     | 68       | 0       | 68      | 4        | * NYG 7   | Field Goal   |
| 9  | 13:35     | 11:00     | 2:35      | Interception      | WAS 20      | 5      | 10       | 5       | 15      | 1        | WAS 35    | Punt         |
| 10 | 7:53      | 1:51      | 6:02      | Kickoff           | WAS 25      | 10     | 46       | 10      | 56      | 3        | * NYG 19  | Field Goal   |
| 11 | 1:02      | 0:00      | 1:02      | Interception      | NYG 41      | 2      | -2       | 0       | -2      | 0        | NYG 42    | End of Game  |

(395) Average WAS 36

### New York Giants

| #  | Time Recd | Time Lost | Time Poss | How Ball Obtained | Drive Began | # Play | Yds Gain | Yds Pen | Net Yds | 1st Down | Last Scrm | How Given Up |
|----|-----------|-----------|-----------|-------------------|-------------|--------|----------|---------|---------|----------|-----------|--------------|
| 1  | 15:00     | 13:23     | 1:37      | Kickoff           | NYG 25      | 3      | 4        | 0       | 4       | 0        | NYG 29    | Punt         |
| 2  | 13:23     | 12:18     | 1:05      | Muffed Punt       | WAS 28      | 3      | 28       | 0       | 28      | 3        | * WAS 1   | Touchdown    |
| 3  | 9:35      | 6:10      | 3:25      | Kickoff           | NYG 25      | 8      | 75       | 0       | 75      | 4        | WAS 23    | Touchdown    |
| 4  | 0:25      | 12:32     | 2:53      | Kickoff           | NYG 25      | 6      | 20       | -15     | 5       | 1        | NYG 30    | Punt         |
| 5  | 8:34      | 4:12      | 4:22      | Kickoff           | NYG 25      | 8      | 65       | 10      | 75      | 6        | * WAS 2   | Touchdown    |
| 6  | 3:40      | 1:10      | 2:30      | Kickoff           | NYG 22      | 6      | 58       | -15     | 43      | 2        | WAS 47    | Fumble       |
| 7  | 13:10     | 11:02     | 2:08      | Punt              | NYG 15      | 3      | 6        | -5      | 1       | 0        | NYG 16    | Punt         |
| 8  | 9:45      | 6:29      | 3:16      | Kickoff           | NYG 25      | 9      | 64       | 0       | 64      | 3        | * WAS 11  | Field Goal   |
| 9  | 14:57     | 13:35     | 1:22      | Kickoff           | NYG 25      | 4      | 55       | 5       | 60      | 5        | * WAS 15  | Interception |
| 10 | 11:00     | 7:53      | 3:07      | Punt              | NYG 30      | 9      | 58       | 0       | 58      | 3        | * WAS 12  | Field Goal   |
| 11 | 1:51      | 1:02      | 0:49      | Kickoff           | NYG 25      | 4      | 24       | -10     | 14      | 1        | NYG 39    | Interception |

(314) Average NYG 29

### \* inside opponent's 20

| Time of Possession by Quarter |                     | 1st  | 2nd  | 3rd  | 4th  | OT | Total |
|-------------------------------|---------------------|------|------|------|------|----|-------|
| Visitor                       | Washington Redskins | 8:28 | 5:40 | 9:36 | 9:42 |    | 33:26 |
| Home                          | New York Giants     | 6:32 | 9:20 | 5:24 | 5:18 |    | 26:34 |

### Kickoff Drive No.-Start Average

Redskins: 6 - WAS 28

Giants: 8 - NYG 25

Washington Redskins vs New York Giants  
9/25/2016 at MetLife Stadium

# Final Defensive Statistics

| Washington Redskins | Regular Defensive Plays |           |           |          |           |          |          |          |          |          |          | Special Teams |          |          |          |          | Misc     |          |          |          |
|---------------------|-------------------------|-----------|-----------|----------|-----------|----------|----------|----------|----------|----------|----------|---------------|----------|----------|----------|----------|----------|----------|----------|----------|
|                     | TKL                     | AST       | COMB      | SK       | / YDS     | TFL      | Q        | IN       | PD       | FF       | FR       | TKL           | AST      | FF       | FR       | BL       | TKL      | AST      | FF       | FR       |
| D.Bruton            | 8                       | 1         | 9         | 0        | 0         | 0        | 0        | 0        | 1        | 0        | 0        | 0             | 0        | 0        | 0        | 0        | 0        | 0        | 0        | 0        |
| J.Norman            | 5                       | 1         | 6         | 0        | 0         | 0        | 0        | 0        | 2        | 0        | 0        | 0             | 0        | 0        | 0        | 0        | 0        | 0        | 0        | 0        |
| M.Foster            | 5                       | 0         | 5         | 0        | 0         | 1        | 0        | 0        | 0        | 0        | 0        | 0             | 0        | 0        | 0        | 0        | 0        | 0        | 0        | 0        |
| P.Smith             | 4                       | 1         | 5         | 0        | 0         | 0        | 0        | 0        | 1        | 0        | 0        | 0             | 0        | 0        | 0        | 0        | 0        | 0        | 0        | 0        |
| D.Hall              | 4                       | 1         | 5         | 0        | 0         | 0        | 0        | 0        | 0        | 0        | 0        | 0             | 0        | 0        | 0        | 0        | 0        | 0        | 0        | 0        |
| R.Kerrigan          | 4                       | 0         | 4         | 0        | 0         | 2        | 0        | 0        | 0        | 0        | 0        | 0             | 0        | 0        | 0        | 0        | 0        | 0        | 0        | 0        |
| T.Murphy            | 1                       | 3         | 4         | 1        | 1         | 0        | 2        | 0        | 0        | 1        | 0        | 0             | 0        | 0        | 0        | 0        | 0        | 0        | 0        | 0        |
| C.Baker             | 3                       | 0         | 3         | 1        | 12        | 0        | 1        | 0        | 0        | 1        | 0        | 0             | 0        | 0        | 0        | 0        | 0        | 0        | 0        | 0        |
| Q.Dunbar            | 3                       | 0         | 3         | 0        | 0         | 0        | 0        | 1        | 1        | 0        | 0        | 0             | 0        | 0        | 0        | 0        | 0        | 0        | 0        | 0        |
| D.Ihenacho          | 3                       | 0         | 3         | 0        | 0         | 0        | 0        | 0        | 0        | 0        | 0        | 0             | 0        | 0        | 0        | 0        | 0        | 0        | 0        | 0        |
| S.Cravens           | 1                       | 2         | 3         | 0        | 0         | 0        | 0        | 1        | 2        | 0        | 0        | 0             | 0        | 0        | 0        | 0        | 0        | 0        | 0        | 0        |
| C.Jenkins           | 2                       | 0         | 2         | 0        | 0         | 1        | 0        | 0        | 0        | 0        | 0        | 0             | 0        | 0        | 0        | 0        | 0        | 0        | 0        | 0        |
| W.Compton           | 1                       | 1         | 2         | 0        | 0         | 0        | 0        | 0        | 1        | 0        | 0        | 1             | 0        | 0        | 0        | 0        | 0        | 0        | 0        | 0        |
| W.Blackmon          | 1                       | 1         | 2         | 0        | 0         | 0        | 0        | 0        | 0        | 1        | 0        | 1             | 0        | 0        | 0        | 0        | 0        | 0        | 0        | 0        |
| R.Jean Francois     | 1                       | 1         | 2         | 0        | 0         | 0        | 0        | 0        | 0        | 0        | 0        | 0             | 0        | 0        | 0        | 0        | 0        | 0        | 0        | 0        |
| E.Hood              | 0                       | 2         | 2         | 0        | 0         | 0        | 0        | 0        | 0        | 0        | 0        | 0             | 0        | 0        | 0        | 0        | 0        | 0        | 0        | 0        |
| G.Toler             | 1                       | 0         | 1         | 0        | 0         | 0        | 0        | 0        | 0        | 0        | 1        | 0             | 0        | 0        | 0        | 0        | 0        | 0        | 0        | 0        |
| N.Paul              | 0                       | 0         | 0         | 0        | 0         | 0        | 0        | 0        | 0        | 0        | 0        | 1             | 0        | 0        | 0        | 0        | 0        | 0        | 0        | 0        |
| T.Garvin            | 0                       | 0         | 0         | 0        | 0         | 0        | 0        | 0        | 0        | 0        | 0        | 0             | 1        | 0        | 0        | 0        | 0        | 0        | 0        | 0        |
| K.Cousins           | 0                       | 0         | 0         | 0        | 0         | 0        | 0        | 0        | 0        | 0        | 0        | 0             | 0        | 0        | 0        | 0        | 0        | 0        | 0        | 1        |
| M.Jones             | 0                       | 0         | 0         | 0        | 0         | 0        | 0        | 0        | 0        | 0        | 0        | 0             | 0        | 0        | 0        | 0        | 0        | 0        | 0        | 1        |
| <b>Total</b>        | <b>47</b>               | <b>14</b> | <b>61</b> | <b>2</b> | <b>13</b> | <b>4</b> | <b>3</b> | <b>2</b> | <b>8</b> | <b>3</b> | <b>1</b> | <b>3</b>      | <b>1</b> | <b>0</b> | <b>0</b> | <b>0</b> | <b>0</b> | <b>0</b> | <b>0</b> | <b>2</b> |

TKL = Tackle AST = Assist COMB = Combined QH=QB Hit IN = Interception PD = Pass Defense FF = Forced Fumble FR = Fumble Recovery

| New York Giants     | Regular Defensive Plays |           |           |          |           |          |          |          |          |          |          | Special Teams |          |          |          |          | Misc     |          |          |          |
|---------------------|-------------------------|-----------|-----------|----------|-----------|----------|----------|----------|----------|----------|----------|---------------|----------|----------|----------|----------|----------|----------|----------|----------|
|                     | TKL                     | AST       | COMB      | SK       | / YDS     | TFL      | QH       | IN       | PD       | FF       | FR       | TKL           | AST      | FF       | FR       | BL       | TKL      | AST      | FF       | FR       |
| D.Harrison          | 9                       | 1         | 10        | 0        | 0         | 1        | 0        | 0        | 0        | 0        | 0        | 0             | 0        | 0        | 0        | 0        | 0        | 0        | 0        | 0        |
| J.Casillas          | 4                       | 5         | 9         | 0        | 0         | 0        | 0        | 0        | 0        | 0        | 0        | 0             | 0        | 0        | 0        | 0        | 0        | 0        | 0        | 0        |
| J.Pierre-Paul       | 6                       | 2         | 8         | 1        | 6         | 2        | 1        | 0        | 1        | 1        | 0        | 0             | 0        | 0        | 0        | 0        | 0        | 0        | 0        | 0        |
| L.Collins           | 5                       | 3         | 8         | 0        | 0         | 0        | 0        | 0        | 1        | 0        | 0        | 0             | 0        | 0        | 0        | 0        | 0        | 0        | 0        | 0        |
| K.Robinson          | 5                       | 1         | 6         | 0        | 0         | 1        | 1        | 0        | 0        | 0        | 0        | 0             | 1        | 0        | 0        | 0        | 0        | 0        | 0        | 0        |
| N.Berhe             | 5                       | 1         | 6         | 0        | 0         | 0        | 0        | 0        | 1        | 1        | 0        | 0             | 0        | 0        | 0        | 0        | 0        | 0        | 0        | 0        |
| D.Kennard           | 3                       | 3         | 6         | 0        | 0         | 0        | 1        | 0        | 0        | 0        | 0        | 0             | 0        | 0        | 0        | 0        | 0        | 0        | 0        | 0        |
| J.Jenkins           | 4                       | 0         | 4         | 0        | 0         | 0        | 0        | 0        | 0        | 0        | 0        | 0             | 0        | 0        | 0        | 0        | 0        | 0        | 0        | 0        |
| L.Hall              | 2                       | 2         | 4         | 0        | 0         | 0        | 0        | 0        | 1        | 0        | 0        | 0             | 0        | 0        | 0        | 0        | 0        | 0        | 0        | 0        |
| O.Vernon            | 2                       | 0         | 2         | 1        | 8         | 1        | 3        | 0        | 0        | 0        | 0        | 0             | 0        | 0        | 0        | 0        | 0        | 0        | 0        | 0        |
| D.Rodgers-Cromartie | 2                       | 0         | 2         | 0        | 0         | 0        | 0        | 0        | 1        | 0        | 0        | 0             | 0        | 0        | 0        | 0        | 0        | 0        | 0        | 0        |
| J.Hankins           | 1                       | 1         | 2         | 0        | 0         | 0        | 0        | 0        | 0        | 0        | 0        | 0             | 0        | 0        | 0        | 0        | 0        | 0        | 0        | 0        |
| K.Sheppard          | 0                       | 2         | 2         | 0        | 0         | 0        | 0        | 0        | 0        | 0        | 0        | 0             | 0        | 0        | 0        | 0        | 0        | 0        | 0        | 0        |
| D.Harris            | 1                       | 0         | 1         | 0        | 0         | 0        | 0        | 0        | 0        | 0        | 0        | 2             | 0        | 0        | 1        | 0        | 0        | 0        | 0        | 0        |
| T.Wade              | 1                       | 0         | 1         | 0        | 0         | 0        | 0        | 0        | 0        | 0        | 0        | 1             | 0        | 0        | 0        | 0        | 0        | 0        | 0        | 0        |
| E.Apple             | 1                       | 0         | 1         | 0        | 0         | 0        | 0        | 0        | 0        | 0        | 0        | 0             | 0        | 0        | 0        | 0        | 0        | 0        | 0        | 0        |
| J.Bromley           | 1                       | 0         | 1         | 0        | 0         | 0        | 0        | 0        | 0        | 0        | 0        | 0             | 0        | 0        | 0        | 0        | 0        | 0        | 0        | 0        |
| O.Odighizuwa        | 0                       | 0         | 0         | 0        | 0         | 0        | 1        | 0        | 0        | 0        | 0        | 0             | 0        | 0        | 0        | 0        | 0        | 0        | 0        | 0        |
| A.Adams             | 0                       | 0         | 0         | 0        | 0         | 0        | 0        | 0        | 0        | 0        | 0        | 0             | 1        | 0        | 0        | 0        | 0        | 0        | 0        | 0        |
| J.Pugh              | 0                       | 0         | 0         | 0        | 0         | 0        | 0        | 0        | 0        | 0        | 0        | 0             | 0        | 0        | 0        | 0        | 1        | 0        | 0        | 0        |
| S.Vereen            | 0                       | 0         | 0         | 0        | 0         | 0        | 0        | 0        | 0        | 0        | 0        | 0             | 0        | 0        | 0        | 0        | 1        | 0        | 0        | 0        |
| J.Jerry             | 0                       | 0         | 0         | 0        | 0         | 0        | 0        | 0        | 0        | 0        | 0        | 0             | 0        | 0        | 0        | 0        | 0        | 0        | 0        | 1        |
| O.Darkwa            | 0                       | 0         | 0         | 0        | 0         | 0        | 0        | 0        | 0        | 0        | 0        | 0             | 0        | 0        | 0        | 0        | 0        | 0        | 0        | 1        |
| <b>Total</b>        | <b>52</b>               | <b>21</b> | <b>73</b> | <b>2</b> | <b>14</b> | <b>5</b> | <b>7</b> | <b>0</b> | <b>5</b> | <b>2</b> | <b>0</b> | <b>3</b>      | <b>2</b> | <b>0</b> | <b>1</b> | <b>0</b> | <b>2</b> | <b>0</b> | <b>0</b> | <b>2</b> |





## Play By Play

## First Quarter

9/25/2016

WAS wins the coin toss and elects to defer. NYG elects to Receive, and WAS elects to defend the south goal.

D.Hopkins kicks 65 yards from WAS 35 to end zone, Touchback.

New York Giants at 15:00

- 1-10-NYG 25 (15:00) S.Vereen right guard to NYG 27 for 2 yards (P.Smith).  
 2-8-NYG 27 (14:27) (No Huddle, Shotgun) E.Manning pass short left to L.Donnell to NYG 29 for 2 yards (J.Norman).  
 3-6-NYG 29 (13:45) (No Huddle, Shotgun) E.Manning pass incomplete short left to L.Donnell.  
 4-6-NYG 29 (13:37) B.Wing punts 44 yards to WAS 27, Center-Z.DeOssie. Q.Dunbar MUFFS catch, RECOVERED by NYG-D.Harris at WAS 28. D.Harris to WAS 28 for no gain (N.Paul).  
 Penalty on WAS-D.Phillips, Offensive Holding, declined.

New York Giants at 13:23

- 1-10-WAS 28 (13:23) (Shotgun) S.Vereen left guard to WAS 13 for 15 yards (D.Bruton, D.Hall). R1  
 1-10-WAS 13 (12:54) (No Huddle) E.Manning pass short middle to S.Shepard to WAS 1 for 12 yards (R.Jean Francois). WAS-B.Breeland was injured during the play. P2  
 1-1-WAS 1 (12:35) S.Vereen right guard for 1 yard, TOUCHDOWN. R3  
 J.Brown extra point is GOOD, Center-Z.DeOssie, Holder-B.Wing.

WAS 0 NYG 7, 3 plays, 28 yards, 1:05 drive, 2:42 elapsed

J.Brown kicks 58 yards from NYG 35 to WAS 7, out of bounds.

Washington Redskins at 12:18

- 1-10-WAS 40 (12:18) M.Jones left guard to WAS 42 for 2 yards (O.Vernon, D.Harrison).  
 2-8-WAS 42 (11:43) (Shotgun) C.Thompson left tackle to 50 for 8 yards (E.Apple, K.Robinson). R1  
 1-10-50 (11:08) K.Cousins pass short right to P.Garcon to NYG 39 for 11 yards (L.Collins, J.Casillas). P2  
 1-10-NYG 39 (10:39) (No Huddle) K.Cousins pass short left to M.Jones pushed ob at NYG 33 for 6 yards (L.Collins).  
 2-4-NYG 33 (10:21) (No Huddle) M.Jones left end to NYG 31 for 2 yards (D.Kennard, J.Casillas). WAS-K.Lichtensteiger was injured during the play.  
 3-2-NYG 31 (9:46) (Shotgun) K.Cousins pass incomplete short left to J.Reed.  
 4-2-NYG 31 (9:40) D.Hopkins 49 yard field goal is GOOD, Center-N.Sundberg, Holder-T.Way.

WAS 3 NYG 7, 7 plays, 29 yards, 2:43 drive, 5:25 elapsed

D.Hopkins kicks 65 yards from WAS 35 to end zone, Touchback.

New York Giants at 9:35

- 1-10-NYG 25 (9:35) (Shotgun) E.Manning pass short middle to W.Tye to NYG 30 for 5 yards (M.Foster).  
 2-5-NYG 30 (9:09) (No Huddle, Shotgun) O.Darkwa up the middle to NYG 33 for 3 yards (C.Baker, D.Bruton).  
 3-2-NYG 33 (8:47) (No Huddle, Shotgun) E.Manning pass short left to W.Tye to NYG 36 for 3 yards (S.Cravens). P4  
 1-10-NYG 36 (8:11) (No Huddle) S.Vereen left guard to 50 for 14 yards (D.Bruton, T.Murphy). R5  
 1-10-50 (7:30) (No Huddle, Shotgun) S.Vereen left tackle to WAS 47 for 3 yards (D.Hall).  
 2-7-WAS 47 (6:57) (No Huddle, Shotgun) E.Manning pass short left to B.Rainey pushed ob at WAS 23 for 24 yards (W.Compton). P6  
 1-10-WAS 23 (6:25) (No Huddle, Shotgun) E.Manning pass incomplete deep right to O.Beckham (J.Norman).  
 2-10-WAS 23 (6:16) (No Huddle, Shotgun) E.Manning pass deep middle to S.Shepard for 23 yards, TOUCHDOWN. P7  
 J.Brown extra point is GOOD, Center-Z.DeOssie, Holder-B.Wing.

WAS 3 NYG 14, 8 plays, 75 yards, 3:25 drive, 8:50 elapsed

J.Brown kicks 65 yards from NYG 35 to end zone, Touchback.

Washington Redskins at 6:10

- 1-10-WAS 25 (6:10) M.Jones right guard to WAS 31 for 6 yards (D.Harrison, D.Kennard).  
 2-4-WAS 31 (5:28) K.Cousins pass incomplete deep left to P.Garcon [O.Vernon].  
 3-4-WAS 31 (5:21) (Shotgun) K.Cousins pass short right to J.Reed to WAS 45 for 14 yards (L.Hall). P3  
 1-10-WAS 45 (4:41) K.Cousins pass deep middle to P.Garcon to NYG 35 for 20 yards (J.Casillas). P4  
 1-10-NYG 35 (3:56) M.Jones right guard to NYG 34 for 1 yard (J.Pierre-Paul, L.Collins).  
 2-9-NYG 34 (3:16) (Shotgun) K.Cousins pass short middle to J.Reed to NYG 29 for 5 yards (J.Jenkins, J.Casillas).  
 3-4-NYG 29 (2:35) (Shotgun) K.Cousins pass short left to J.Crowder pushed ob at NYG 21 for 8 yards (D.Rodgers-Cromartie). P5  
 1-10-NYG 21 (1:53) (Shotgun) K.Cousins pass incomplete short left to J.Reed.  
 2-10-NYG 21 (1:49) (Shotgun) C.Thompson right tackle to NYG 18 for 3 yards (J.Bromley).  
 3-7-NYG 18 (1:08) (Shotgun) K.Cousins pass short middle to J.Crowder to NYG 15 for 3 yards (K.Robinson).  
 4-4-NYG 15 (:30) D.Hopkins 33 yard field goal is GOOD, Center-N.Sundberg, Holder-T.Way.

WAS 6 NYG 14, 11 plays, 60 yards, 5:45 drive, 14:35 elapsed

Washington Redskins vs New York Giants at MetLife Stadium

D.Hopkins kicks 65 yards from WAS 35 to end zone, Touchback.

New York Giants at 0:25

1-10-NYG 25 (:25) (Shotgun) E.Manning pass incomplete short left to O.Beckham (P.Smith).

2-10-NYG 25 (:22) (No Huddle) S.Vereen left guard to NYG 27 for 2 yards (M.Foster).

END OF QUARTER

|                     | Score | Time Poss | First Downs |   |   |   | Efficiencies |        |
|---------------------|-------|-----------|-------------|---|---|---|--------------|--------|
|                     |       |           | R           | P | X | T | 3 Down       | 4 Down |
| Washington Redskins | 6     | 8:28      | 1           | 4 | 0 | 5 | 2/4          | 0/0    |
| New York Giants     | 14    | 6:32      | 3           | 4 | 0 | 7 | 1/2          | 0/0    |



## Second Quarter

9/25/2016

## Play By Play

New York Giants continued.

|                    |   |    |
|--------------------|---|----|
| 3-8-NYG 27         | (15:00) (Shotgun) E.Manning pass deep left to O.Beckham ran ob at WAS 47 for 26 yards (J.Norman).   | P8 |
| <u>1-10-WAS 47</u> | (14:26) (No Huddle, Shotgun) E.Manning sacked at NYG 46 for -7 yards (C.Baker). FUMBLES (C.Baker) [C.Baker], recovered by NYG-J.Jerry at NYG 41. J.Jerry to NYG 41 for no gain (R.Kerrigan). Officially, a sack for 12 yards. |    |
| 2-22-NYG 41        | (13:47) (No Huddle) O.Darkwa up the middle to NYG 39 for -2 yards (R.Kerrigan, P.Smith).  |    |
| 3-24-NYG 39        | (13:16) (No Huddle, Shotgun) O.Darkwa left guard to NYG 45 for 6 yards (C.Baker, S.Cravens).  |    |
|                    | Penalty on NYG-W.Richburg, Offensive Holding, declined.   |    |
| 4-33-NYG 30        | (12:59) B.Wing punts 56 yards to WAS 14, Center-Z.DeOssie. J.Crowder to NYG 36 for 50 yards (D.Harris).   |    |

Washington Redskins at 12:32

|                    |  |    |
|--------------------|--|----|
| 1-10-NYG 36        | (12:32) M.Jones right end to NYG 35 for 1 yard (D.Kennard).  |    |
|                    | Timeout #1 by WAS at 11:51.  |    |
| 2-9-NYG 35         | (11:51) (Shotgun) C.Thompson left tackle to NYG 32 for 3 yards (J.Casillas).   |    |
| 3-6-NYG 32         | (11:17) (Shotgun) K.Cousins pass short right to P.Garcon to NYG 23 for 9 yards (D.Rodgers-Cromartie) [O.Odighizuwa]. | P6 |
| <u>1-10-NYG 23</u> | (10:34) (Shotgun) K.Cousins pass incomplete deep middle to R.Ross.   |    |
|                    | PENALTY on WAS-T.Williams, Offensive Holding, 10 yards, enforced at NYG 23 - No Play.                                |    |
| 1-20-NYG 33        | (10:26) (Shotgun) C.Thompson left guard to NYG 31 for 2 yards (D.Harrison, L.Hall).                                  |    |
| 2-18-NYG 31        | (9:48) (Shotgun) PENALTY on WAS-M.Moses, False Start, 5 yards, enforced at NYG 31 - No Play.                         |    |
| 2-23-NYG 36        | (9:22) (Shotgun) K.Cousins pass short left to D.Jackson pushed ob at NYG 27 for 9 yards (J.Jenkins).                 |    |
| 3-14-NYG 27        | (8:45) (Shotgun) K.Cousins pass incomplete short middle to C.Thompson (L.Hall).                                      |    |
| 4-14-NYG 27        | (8:39) D.Hopkins 45 yard field goal is GOOD, Center-N.Sundberg, Holder-T.Way.  |    |

WAS 9 NYG 14, 7 plays, 9 yards, 3:58 drive, 6:26 elapsed

D.Hopkins kicks 65 yards from WAS 35 to end zone, Touchback.

New York Giants at 8:34

|                    |   |     |
|--------------------|---|-----|
| 1-10-NYG 25        | (8:34) O.Darkwa left end to NYG 29 for 4 yards (P.Smith, E.Hood).                                   |     |
| 2-6-NYG 29         | (7:57) (No Huddle, Shotgun) E.Manning left guard to NYG 30 for 1 yard (R.Jean Francois).            |     |
|                    | PENALTY on NYG-E.Flowers, Offensive Holding, 10 yards, enforced at NYG 29 - No Play.                |     |
| 2-16-NYG 19        | (7:33) S.Vereen left guard to NYG 22 for 3 yards (P.Smith, R.Jean Francois).                        |     |
| 3-13-NYG 22        | (7:01) (No Huddle, Shotgun) E.Manning pass short left to V.Cruz to NYG 37 for 15 yards (Q.Dunbar).  | P9  |
| <u>1-10-NYG 37</u> | (6:30) S.Vereen up the middle to NYG 39 for 2 yards (C.Jenkins).                                    |     |
| 2-8-NYG 39         | (5:59) (No Huddle, Shotgun) E.Manning pass short right to W.Tye to NYG 45 for 6 yards (D.Hall).     |     |
| 3-2-NYG 45         | (5:27) (No Huddle, Shotgun) E.Manning pass incomplete deep right to S.Vereen.                       |     |
|                    | PENALTY on WAS-S.Cravens, Illegal Contact, 5 yards, enforced at NYG 45 - No Play.                   | X10 |
| <u>1-10-50</u>     | (5:15) E.Manning pass short left to S.Shepard pushed ob at WAS 32 for 18 yards (D.Hall) [T.Murphy]. | P11 |
|                    | Penalty on WAS, Defensive 12 On-field, declined.  | X12 |
|                    | PENALTY on WAS-T.Murphy, Roughing the Passer, 15 yards, enforced at WAS 32.                         |     |
| <u>1-10-WAS 17</u> | (4:52) (No Huddle) O.Darkwa up the middle to WAS 2 for 15 yards (D.Bruton, J.Norman).               | R13 |
| <u>1-2-WAS 2</u>   | (4:16) (No Huddle) O.Darkwa left tackle for 2 yards, TOUCHDOWN.                                     | R14 |
|                    | J.Brown extra point is GOOD, Center-Z.DeOssie, Holder-B.Wing.                                       |     |

WAS 9 NYG 21, 8 plays, 75 yards, 2 penalties, 4:22 drive, 10:48 elapsed

J.Brown kicks 65 yards from NYG 35 to end zone, Touchback.

Washington Redskins at 4:12

|                    |   |    |
|--------------------|---|----|
| 1-10-WAS 25        | (4:12) K.Cousins pass deep left to D.Jackson pushed ob at NYG 44 for 31 yards (L.Collins).                        | P7 |
| <u>1-10-NYG 44</u> | (3:49) (Shotgun) K.Cousins pass deep middle to D.Jackson for 44 yards, TOUCHDOWN.                                 | P8 |
|                    | The Replay Official reviewed the pass completion ruling, and the play was Upheld. The ruling on the field stands. |    |
|                    | D.Hopkins extra point is GOOD, Center-N.Sundberg, Holder-T.Way.   |    |

WAS 16 NYG 21, 2 plays, 75 yards, 0:32 drive, 11:20 elapsed

D.Hopkins kicks 58 yards from WAS 35 to NYG 7. D.Harris to NYG 22 for 15 yards (W.Blackmon, T.Garvin).

New York Giants at 3:40, (1st play from scrimmage 3:35)

|                    |   |     |
|--------------------|---|-----|
| 1-10-NYG 22        | (3:35) (Shotgun) S.Vereen right guard to NYG 24 for 2 yards (R.Kerrigan, E.Hood).   |     |
| 2-8-NYG 24         | (3:13) (No Huddle, Shotgun) E.Manning pass short middle to O.Beckham to NYG 42 for 18 yards (D.Hall). WAS-D.Hall was injured during the play. | P15 |
| <u>1-10-NYG 42</u> | (2:38) E.Manning pass short right to L.Donnell to NYG 45 for 3 yards (D.Bruton).  |     |
| 2-7-NYG 45         | (2:09) (No Huddle, Shotgun) S.Vereen right guard to WAS 30 for 25 yards (G.Toler).  | R16 |

Washington Redskins vs New York Giants at MetLife Stadium

Two-Minute Warning

- 1-10-WAS 30 (2:00) (Shotgun) S.Vereen left guard to WAS 32 for -2 yards (C.Jenkins, T.Murphy).
- 2-12-WAS 32 (1:26) (No Huddle, Shotgun) S.Vereen left guard to WAS 27 for 5 yards (C.Baker, D.Bruton).  
PENALTY on NYG-E.Flowers, Face Mask (15 Yards), 15 yards, enforced at WAS 32 - No Play.
- 2-27-WAS 47 (1:18) E.Manning pass short left to S.Vereen to WAS 35 for 12 yards (W.Blackmon, S.Cravens). FUMBLES (W.Blackmon), RECOVERED by WAS-G.Toler at WAS 34. G.Toler to WAS 34 for no gain (J.Pugh).  
The Replay Official reviewed the fumble ruling, and the play was Upheld. The ruling on the field was confirmed.

Washington Redskins at 1:10

- 1-10-WAS 34 (1:10) (Shotgun) PENALTY on NYG-O.Odighizuwa, Encroachment, 5 yards, enforced at WAS 34 - No Play.
- 1-5-WAS 39 (1:10) (Shotgun) K.Cousins pass incomplete deep right to J.Crowder (T.Wade).  
PENALTY on NYG-T.Wade, Defensive Pass Interference, 23 yards, enforced at WAS 39 - No Play. X9
- 1-10-NYG 38 (1:03) (Shotgun) K.Cousins pass short left to P.Garcon ran ob at NYG 30 for 8 yards (J.Jenkins).
- 2-2-NYG 30 (:58) (Shotgun) C.Thompson right guard to NYG 28 for 2 yards (K.Robinson, J.Pierre-Paul). R10
- 1-10-NYG 28 (:38) (No Huddle, Shotgun) K.Cousins pass incomplete short right to J.Reed (J.Pierre-Paul).
- 2-10-NYG 28 (:35) (Shotgun) K.Cousins pass incomplete deep middle to D.Jackson (N.Berhe). WAS-D.Jackson was injured during the play.  
Timeout #2 by WAS at 00:30.
- 3-10-NYG 28 (:30) (Shotgun) K.Cousins pass deep left to J.Reed to NYG 4 for 24 yards (J.Jenkins, L.Collins). P11
- 1-4-NYG 4 (:12) (No Huddle) K.Cousins spiked the ball to stop the clock.
- 2-4-NYG 4 (:11) (Shotgun) K.Cousins pass incomplete short middle to J.Crowder.
- 3-4-NYG 4 (:06) (Shotgun) K.Cousins sacked at NYG 10 for -6 yards (J.Pierre-Paul). FUMBLES (J.Pierre-Paul) [J.Pierre-Paul], and recovers at NYG 10. K.Cousins to NYG 10 for no gain (J.Pierre-Paul).

END OF QUARTER

|                     | Score | Time Poss | First Downs |   |   |   | Efficiencies |        |
|---------------------|-------|-----------|-------------|---|---|---|--------------|--------|
|                     |       |           | R           | P | X | T | 3 Down       | 4 Down |
| Washington Redskins | 16    | 5:40      | 1           | 4 | 1 | 6 | 2/4          | 0/0    |
| New York Giants     | 21    | 9:20      | 3           | 4 | 2 | 9 | 2/3          | 0/0    |

# Third Quarter

9/25/2016

## Play By Play

WAS elects to Receive, and NYG elects to defend the North goal.

J.Brown kicks 62 yards from NYG 35 to WAS 3. C.Thompson to WAS 28 for 25 yards (D.Harris, A.Adams).

Washington Redskins at 15:00, (1st play from scrimmage 14:54)

- 1-10-WAS 28 (14:54) K.Cousins pass short left to D.Jackson to WAS 31 for 3 yards (L.Hall). WAS-K.Lichtensteiger was injured during the play.
- 2-7-WAS 31 (14:14) (Shotgun) M.Jones left end to WAS 33 for 2 yards (D.Harrison).
- 3-5-WAS 33 (13:31) (Shotgun) K.Cousins pass incomplete short right to P.Garcon (D.Rodgers-Cromartie) [O.Vernon].
- 4-5-WAS 33 (13:22) T.Way punts 56 yards to NYG 11, Center-N.Sundberg. D.Harris pushed ob at NYG 27 for 16 yards (W.Compton).  
PENALTY on NYG-P.Perkins, Illegal Block Above the Waist, 10 yards, enforced at NYG 25. Officially, a return for 14 yards.

New York Giants at 13:10

- 1-10-NYG 15 (13:10) E.Manning pass short right to O.Beckham to NYG 24 for 9 yards (D.Phillips).  
PENALTY on NYG, Illegal Formation, 5 yards, enforced at NYG 15 - No Play.
- 1-15-NYG 10 (12:46) O.Darkwa up the middle to NYG 12 for 2 yards (R.Kerrigan).
- 2-13-NYG 12 (12:04) (No Huddle, Shotgun) O.Darkwa left tackle to NYG 16 for 4 yards (P.Smith).
- 3-9-NYG 16 (11:21) (No Huddle, Shotgun) E.Manning pass incomplete short left to S.Shepard.
- 4-9-NYG 16 (11:13) B.Wing punts 42 yards to WAS 42, Center-Z.DeOssie. J.Crowder to 50 for 8 yards (T.Wade, K.Robinson).

Washington Redskins at 11:02

- 1-10-50 (11:02) K.Cousins pass short right to M.Jones to NYG 36 for 14 yards (K.Robinson).  
PENALTY on WAS-B.Scherff, Offensive Holding, 10 yards, enforced at 50 - No Play.
- 1-20-WAS 40 (10:39) C.Thompson right end pushed ob at WAS 45 for 5 yards (K.Robinson).
- 2-15-WAS 45 (10:02) (Shotgun) K.Cousins pass incomplete short left to J.Crowder.
- 3-15-WAS 45 (9:55) (Shotgun) K.Cousins pass short left to J.Crowder for 55 yards, TOUCHDOWN. P12  
D.Hopkins extra point is GOOD, Center-N.Sundberg, Holder-T.Way.

WAS 23 NYG 21, 3 plays, 50 yards, 1:17 drive, 5:15 elapsed

D.Hopkins kicks 65 yards from WAS 35 to end zone, Touchback.

New York Giants at 9:45

- 1-10-NYG 25 (9:45) (Shotgun) E.Manning pass short right to V.Cruz pushed ob at WAS 38 for 37 yards (D.Bruton). P17
- 1-10-WAS 38 (9:22) (No Huddle, Shotgun) E.Manning pass incomplete deep middle to W.Tye (W.Compton).  
Penalty on NYG, Illegal Formation, declined.
- 2-10-WAS 38 (9:14) (No Huddle, Shotgun) O.Darkwa right tackle to WAS 25 for 13 yards (D.Bruton). R18
- 1-10-WAS 25 (8:34) (No Huddle, Shotgun) E.Manning pass short left to O.Darkwa to WAS 16 for 9 yards (J.Norman, W.Blackmon).
- 2-1-WAS 16 (8:00) (No Huddle, Shotgun) O.Darkwa right tackle to WAS 10 for 6 yards (M.Foster, T.Murphy). R19
- 1-10-WAS 10 (7:30) (No Huddle, Shotgun) E.Manning sacked at WAS 15 for -5 yards (T.Murphy). FUMBLES (T.Murphy) [T.Murphy], recovered by NYG-O.Darkwa at WAS 11. O.Darkwa to WAS 11 for no gain (M.Foster). Officially, a sack for -1 yard.
- 2-11-WAS 11 (6:50) (No Huddle, Shotgun) E.Manning pass incomplete short left to O.Beckham.
- 3-11-WAS 11 (6:40) (No Huddle, Shotgun) E.Manning pass incomplete short right to B.Rainey (D.Bruton).  
Washington challenged the incomplete pass ruling, and the play was Upheld. The ruling on the field stands. (Timeout #1.)
- 4-11-WAS 11 (6:33) J.Brown 29 yard field goal is GOOD, Center-Z.DeOssie, Holder-B.Wing.

WAS 23 NYG 24, 9 plays, 64 yards, 3:16 drive, 8:31 elapsed

J.Brown kicks 65 yards from NYG 35 to end zone, Touchback.

Washington Redskins at 6:29

- 1-10-WAS 25 (6:29) K.Cousins pass incomplete short right to D.Jackson.
- 2-10-WAS 25 (6:25) (Shotgun) K.Cousins pass short middle to J.Crowder to WAS 37 for 12 yards (L.Collins). P13
- 1-10-WAS 37 (5:42) K.Cousins pass incomplete deep left to R.Grant (L.Collins).
- 2-10-WAS 37 (5:34) (Shotgun) K.Cousins pass short left to J.Reed to 50 for 13 yards (D.Harrison, J.Casillas) [D.Kennard]. NYG-D.Harrison was injured during the play. P14
- 1-10-50 (4:57) M.Jones right end to NYG 45 for 5 yards (N.Berhe, D.Kennard). FUMBLES (N.Berhe), and recovers at NYG 45. M.Jones to NYG 45 for no gain (J.Pierre-Paul). WAS-M.Jones was injured during the play.
- 2-5-NYG 45 (4:20) R.Kelley left end to NYG 44 for 1 yard (N.Berhe, J.Casillas).
- 3-4-NYG 44 (3:33) (Shotgun) K.Cousins sacked at WAS 48 for -8 yards (O.Vernon).  
Penalty on WAS-M.Moses, Offensive Holding, declined.
- 4-12-WAS 48 (3:17) (Punt formation) T.Way pass deep left to Q.Dunbar to NYG 21 for 31 yards (D.Harris). P15
- 1-10-NYG 21 (2:55) R.Kelley right end to NYG 16 for 5 yards (N.Berhe).
- 2-5-NYG 16 (2:14) R.Kelley up the middle to NYG 15 for 1 yard (D.Harrison, J.Pierre-Paul).

Washington Redskins vs New York Giants at MetLife Stadium

3-4-NYG 15 (1:31) (Shotgun) K.Cousins pass short right to P.Garcon to NYG 4 for 11 yards (K.Robinson, L.Hall).

1-4-NYG 4 (:47) R.Kelley right end pushed ob at NYG 4 for no gain (D.Kennard).

2-4-NYG 4 (:07) (Shotgun) K.Cousins pass incomplete short right to J.Crowder.

3-4-NYG 4 (:02) (Shotgun) K.Cousins up the middle to NYG 7 for -3 yards (D.Harrison).

END OF QUARTER

|                     | Score | Time Poss | First Downs |   |   |   | Efficiencies |        |
|---------------------|-------|-----------|-------------|---|---|---|--------------|--------|
|                     |       |           | R           | P | X | T | 3 Down       | 4 Down |
| Washington Redskins | 23    | 9:36      | 0           | 5 | 0 | 5 | 2/5          | 1/1    |
| New York Giants     | 24    | 5:24      | 2           | 1 | 0 | 3 | 0/2          | 0/0    |

## Fourth Quarter

9/25/2016

## Play By Play

Washington Redskins continued.

4-7-NYG 7 (15:00) D.Hopkins 25 yard field goal is GOOD, Center-N.Sundberg, Holder-T.Way.

WAS 26 NYG 24, 15 plays, 68 yards, 6:32 drive, 0:03 elapsed

D.Hopkins kicks 65 yards from WAS 35 to end zone, Touchback.

New York Giants at 14:57

1-10-NYG 25 (14:57) E.Manning pass short middle to S.Shepard to NYG 37 for 12 yards (J.Norman). P20

PENALTY on WAS-J.Norman, Unnecessary Roughness, 15 yards, enforced at NYG 37. X21

1-10-WAS 48 (14:39) (No Huddle, Shotgun) E.Manning pass deep left to O.Beckham pushed ob at WAS 29 for 19 yards (D.Bruton). P221-10-WAS 29 (14:18) (No Huddle, Shotgun) E.Manning pass short left to O.Beckham to WAS 5 for 24 yards (M.Foster). P23

PENALTY on NYG-W.Richburg, Disqualification, 15 yards, enforced between downs. W.Richburg, ejected for 2nd UC penalty.

1-10-WAS 20 (14:03) (No Huddle, Shotgun) E.Manning pass incomplete short left to B.Rainey.

PENALTY on WAS-J.Norman, Defensive Holding, 5 yards, enforced at WAS 20 - No Play. X24

1-10-WAS 15 (13:42) (Shotgun) E.Manning pass short middle intended for W.Tye INTERCEPTED by Q.Dunbar at WAS 0. Touchback.

Washington Redskins at 13:35

1-10-WAS 20 (13:35) K.Cousins pass short left to M.Jones pushed ob at WAS 28 for 8 yards (L.Collins).

2-2-WAS 28 (13:09) M.Jones left end to WAS 34 for 6 yards (J.Casillas). R17

1-10-WAS 34 (12:29) M.Jones left tackle to WAS 37 for 3 yards (T.Wade).

2-7-WAS 37 (11:58) (Shotgun) K.Cousins pass incomplete short right to D.Jackson [K.Robinson].

Timeout #2 by WAS at 11:52.

3-7-WAS 37 (11:52) (Shotgun) PENALTY on NYG-J.Pierre-Paul, Defensive Offside, 5 yards, enforced at WAS 37 - No Play.

3-2-WAS 42 (11:52) (Shotgun) K.Cousins pass short right to C.Thompson to WAS 35 for -7 yards (K.Robinson). NYG-J.Pierre-Paul was injured during the play.

4-9-WAS 35 (11:20) T.Way punt is BLOCKED by R.Okwara, Center-N.Sundberg, ball out of bounds at WAS 18.

Penalty on WAS-T.Murphy, Illegal Bat, offsetting, enforced at WAS 35 - No Play.

Penalty on NYG-A.Adams, Unnecessary Roughness, offsetting.

4-9-WAS 35 (11:08) T.Way punts 35 yards to NYG 30, Center-N.Sundberg, out of bounds.

New York Giants at 11:00

1-10-NYG 30 (11:00) (Shotgun) E.Manning pass short middle to S.Shepard to NYG 38 for 8 yards (D.Ihenacho, W.Compton).

2-2-NYG 38 (10:26) (No Huddle, Shotgun) E.Manning pass short middle to O.Beckham to WAS 48 for 14 yards (D.Ihenacho). P25

1-10-WAS 48 (9:57) (No Huddle, Shotgun) E.Manning pass short left to O.Beckham to WAS 36 for 12 yards (D.Ihenacho). P261-10-WAS 36 (9:27) (No Huddle, Shotgun) E.Manning pass incomplete deep left to S.Shepard.

2-10-WAS 36 (9:19) (No Huddle, Shotgun) E.Manning pass short right to S.Vereen ran ob at WAS 20 for 16 yards (Q.Dunbar). P27

1-10-WAS 20 (8:49) (No Huddle, Shotgun) E.Manning pass incomplete short right to S.Vereen (S.Cravens).

2-10-WAS 20 (8:43) (No Huddle, Shotgun) E.Manning pass incomplete short left to O.Beckham (J.Norman).

3-10-WAS 20 (8:36) (No Huddle, Shotgun) E.Manning pass short right to O.Beckham to WAS 12 for 8 yards (J.Norman).

4-2-WAS 12 (7:59) J.Brown 30 yard field goal is GOOD, Center-Z.DeOssie, Holder-B.Wing.

WAS 26 NYG 27, 9 plays, 58 yards, 3:07 drive, 7:07 elapsed

J.Brown kicks 65 yards from NYG 35 to end zone, Touchback.

Washington Redskins at 7:53

1-10-WAS 25 (7:53) M.Jones right end to WAS 26 for 1 yard (J.Hankins).

2-9-WAS 26 (7:10) (Shotgun) PENALTY on WAS-S.Long, False Start, 5 yards, enforced at WAS 26 - No Play. Snap Infraction.

2-14-WAS 21 (6:54) (Shotgun) K.Cousins pass incomplete short left to P.Garcon [O.Vernon].

PENALTY on NYG-O.Vernon, Roughing the Passer, 15 yards, enforced at WAS 21 - No Play. X18

1-10-WAS 36 (6:48) M.Jones left guard to WAS 42 for 6 yards (D.Harrison, K.Sheppard).

2-4-WAS 42 (6:14) M.Jones up the middle to WAS 45 for 3 yards (D.Harrison, L.Collins).

3-1-WAS 45 (5:31) M.Jones left tackle to NYG 45 for 10 yards (N.Berhe). R19

1-10-NYG 45 (4:52) K.Cousins pass short middle to D.Jackson to NYG 36 for 9 yards (N.Berhe).

2-1-NYG 36 (4:13) M.Jones left end to NYG 24 for 12 yards (J.Pierre-Paul, N.Berhe). R20

1-10-NYG 24 (3:32) M.Jones right guard to NYG 19 for 5 yards (J.Casillas, K.Sheppard).

2-5-NYG 19 (2:46) M.Jones up the middle to NYG 17 for 2 yards (D.Harrison, D.Kennard).

Two-Minute Warning

3-3-NYG 17 (2:00) M.Jones right guard to NYG 19 for -2 yards (J.Pierre-Paul, J.Hankins).

Washington Redskins vs New York Giants at MetLife Stadium

Timeout #1 by NYG at 01:55.

4-5-NYG 19 (1:55) D.Hopkins 37 yard field goal is GOOD, Center-N.Sundberg, Holder-T.Way.

WAS 29 NYG 27, 10 plays, 56 yards, 1 penalty, 6:02 drive, 13:09 elapsed

D.Hopkins kicks 65 yards from WAS 35 to end zone, Touchback.

New York Giants at 1:51

1-10-NYG 25 (1:51) (Shotgun) E.Manning pass short middle to L.Donnell to NYG 31 for 6 yards (D.Bruton).

2-4-NYG 31 (1:30) (No Huddle, Shotgun) E.Manning pass short left to S.Shepard pushed ob at NYG 38 for 7 yards (J.Norman).

PENALTY on NYG-O.Beckham, Offensive Pass Interference, 10 yards, enforced at NYG 31 - No Play.

2-14-NYG 21 (1:24) (No Huddle, Shotgun) E.Manning pass incomplete short left to S.Vereen.

3-14-NYG 21 (1:19) (No Huddle, Shotgun) E.Manning pass short middle to V.Cruz to NYG 39 for 18 yards (Q.Dunbar).

P28

Timeout #2 by NYG at 01:09.

1-10-NYG 39 (1:09) (Shotgun) E.Manning pass short middle intended for S.Vereen INTERCEPTED by S.Cravens at NYG 43. S.Cravens to NYG 41 for 2 yards (S.Vereen).

Washington Redskins at 1:02

1-10-NYG 41 (1:02) K.Cousins kneels to NYG 42 for -1 yards.

2-11-NYG 42 (:22) K.Cousins kneels to NYG 43 for -1 yards.

END OF QUARTER

|                     | Score | Time Poss | First Downs |   |   |   | Efficiencies |        |
|---------------------|-------|-----------|-------------|---|---|---|--------------|--------|
|                     |       |           | R           | P | X | T | 3 Down       | 4 Down |
| Washington Redskins | 29    | 9:42      | 3           | 0 | 1 | 4 | 1/3          | 0/0    |
| New York Giants     | 27    | 5:18      | 0           | 7 | 2 | 9 | 1/2          | 0/0    |

# Miscellaneous Statistics Report

Washington Redskins vs New York Giants  
9/25/2016 at MetLife Stadium

## Ten Longest Plays for Washington Redskins

| Yards | Qtr | Play Start  | Play Description   |
|-------|-----|-------------|--|
| 55    | 3   | 3-15-WAS 45 | (9:55) (Shotgun) K.Cousins pass short left to J.Crowder for 55 yards, TOUCHDOWN.   |
| 44    | 2   | 1-10-NYG 44 | (3:49) (Shotgun) K.Cousins pass deep middle to D.Jackson for 44 yards, TOUCHDOWN.<br>The Replay Official reviewed the pass completion ruling, and the play was Upheld. The ruling on the field stands. |
| 31    | 2   | 1-10-WAS 25 | (4:12) K.Cousins pass deep left to D.Jackson pushed ob at NYG 44 for 31 yards (L.Collins).   |
| 31    | 3   | 4-12-WAS 48 | (3:17) (Punt formation) T.Way pass deep left to Q.Dunbar to NYG 21 for 31 yards (D.Harris).  |
| 24    | 2   | 3-10-NYG 28 | (:30) (Shotgun) K.Cousins pass deep left to J.Reed to NYG 4 for 24 yards (J.Jenkins, L.Collins).   |
| 20    | 1   | 1-10-WAS 45 | (4:41) K.Cousins pass deep middle to P.Garcon to NYG 35 for 20 yards (J.Casillas).   |
| 14    | 1   | 3-4-WAS 31  | (5:21) (Shotgun) K.Cousins pass short right to J.Reed to WAS 45 for 14 yards (L.Hall).   |
| 13    | 3   | 2-10-WAS 37 | (5:34) (Shotgun) K.Cousins pass short left to J.Reed to 50 for 13 yards (D.Harrison, J.Casillas) [D.Kennard]. NYG-D.Harrison was injured during the play.  |
| 12    | 3   | 2-10-WAS 25 | (6:25) (Shotgun) K.Cousins pass short middle to J.Crowder to WAS 37 for 12 yards (L.Collins).  |
| 12    | 4   | 2-1-NYG 36  | (4:13) M.Jones left end to NYG 24 for 12 yards (J.Pierre-Paul, N.Berhe).   |

## Ten Longest Plays for New York Giants

| Yards | Qtr | Play Start  | Play Description   |
|-------|-----|-------------|--|
| 37    | 3   | 1-10-NYG 25 | (9:45) (Shotgun) E.Manning pass short right to V.Cruz pushed ob at WAS 38 for 37 yards (D.Bruton).                   |
| 33    | 2   | 1-10-50     | (5:15) E.Manning pass short left to S.Shepard pushed ob at WAS 32 for 18 yards (D.Hall) [T.Murphy].                  |
| 27    | 4   | 1-10-NYG 25 | (14:57) E.Manning pass short middle to S.Shepard to NYG 37 for 12 yards (J.Norman).                                  |
| 26    | 2   | 3-8-NYG 27  | (15:00) (Shotgun) E.Manning pass deep left to O.Beckham ran ob at WAS 47 for 26 yards (J.Norman).                    |
| 25    | 2   | 2-7-NYG 45  | (2:09) (No Huddle, Shotgun) S.Vereen right guard to WAS 30 for 25 yards (G.Toler).                                   |
| 24    | 1   | 2-7-WAS 47  | (6:57) (No Huddle, Shotgun) E.Manning pass short left to B.Rainey pushed ob at WAS 23 for 24 yards (W.Compton).      |
| 24    | 4   | 1-10-WAS 29 | (14:18) (No Huddle, Shotgun) E.Manning pass short left to O.Beckham to WAS 5 for 24 yards (M.Foster).                |
| 23    | 1   | 2-10-WAS 23 | (6:16) (No Huddle, Shotgun) E.Manning pass deep middle to S.Shepard for 23 yards, TOUCHDOWN.                         |
| 19    | 4   | 1-10-WAS 48 | (14:39) (No Huddle, Shotgun) E.Manning pass deep left to O.Beckham pushed ob at WAS 29 for 19 yards (D.Bruton).      |
| 18    | 2   | 2-8-NYG 24  | (3:13) (No Huddle, Shotgun) E.Manning pass short middle to O.Beckham to NYG 42 for 18 yards (D.Hall). WAS-D.Hall was |

## Touchdown Scoring Information

|                |                     | Offense | Defense | Special Teams |
|----------------|---------------------|---------|---------|---------------|
| <b>VISITOR</b> | Washington Redskins | 2       | 0       | 0             |
| <b>HOME</b>    | New York Giants     | 3       | 0       | 0             |

## Player Scoring Information

| Club | Player    | TD | Rush TD | Rec TD | KO TD | Punt TD | Int TD | Fum TD | Misc TD | FG | XP | 2Pt Rush | 2Pt Rec | Sfty | Points |
|------|-----------|----|---------|--------|-------|---------|--------|--------|---------|----|----|----------|---------|------|--------|
| WAS  | D.Hopkins | 0  | 0       | 0      | 0     | 0       | 0      | 0      | 0       | 5  | 2  | 0        | 0       | 0    | 17     |
| WAS  | J.Crowder | 0  | 0       | 1      | 0     | 0       | 0      | 0      | 0       | 0  | 0  | 0        | 0       | 0    | 6      |
| WAS  | D.Jackson | 0  | 0       | 1      | 0     | 0       | 0      | 0      | 0       | 0  | 0  | 0        | 0       | 0    | 6      |
| NYG  | J.Brown   | 0  | 0       | 0      | 0     | 0       | 0      | 0      | 0       | 2  | 3  | 0        | 0       | 0    | 9      |
| NYG  | O.Darkwa  | 0  | 1       | 0      | 0     | 0       | 0      | 0      | 0       | 0  | 0  | 0        | 0       | 0    | 6      |
| NYG  | S.Vereen  | 0  | 1       | 0      | 0     | 0       | 0      | 0      | 0       | 0  | 0  | 0        | 0       | 0    | 6      |
| NYG  | S.Shepard | 0  | 0       | 1      | 0     | 0       | 0      | 0      | 0       | 0  | 0  | 0        | 0       | 0    | 6      |

## Possession Detail

|                             | First Half |       | Second Half |      | Game    |       |
|-----------------------------|------------|-------|-------------|------|---------|-------|
|                             | Visitor    | Home  | Visitor     | Home | Visitor | Home  |
| Largest Lead                | 0          | 12    | 2           | 1    | 2       | 12    |
| Drives Leading              | 0          | 4     | 2           | 1    | 2       | 5     |
| Time of Possession Leading  | 0:00       | 13:10 | 3:37        | 2:08 | 3:37    | 15:18 |
| Largest Deficit             | -12        | 0     | -1          | -2   | -12     | -2    |
| Drives Trailing             | 5          | 0     | 4           | 4    | 9       | 4     |
| Time of Possession Trailing | 14:08      | 0:00  | 15:41       | 8:34 | 29:49   | 8:34  |
| Times Score Tied Up         |            | 0     |             | 0    |         | 0     |
| Lead Changes                |            | 1     |             | 5    |         | 6     |

# Playtime Percentage

*Percent of playtime per player on offense, defense and special teams*

## Washington Redskins

## New York Giants

|                  |    | Offense | Defense | Special Teams |      |     |            | Offense             | Defense | Special Teams |      |      |     |      |
|------------------|----|---------|---------|---------------|------|-----|------------|---------------------|---------|---------------|------|------|-----|------|
| M Moses          | T  | 71      | 100%    |               | 7    | 21% | J Jerry    | G                   | 67      | 100%          | 5    | 15%  |     |      |
| B Scherff        | G  | 71      | 100%    |               | 7    | 21% | E Flowers  | T                   | 67      | 100%          | 5    | 15%  |     |      |
| T Williams       | T  | 71      | 100%    |               | 3    | 9%  | J Pugh     | G                   | 67      | 100%          | 5    | 15%  |     |      |
| K Cousins        | QB | 71      | 100%    |               |      |     | B Hart     | G                   | 67      | 100%          | 5    | 15%  |     |      |
| J Reed           | TE | 64      | 90%     |               |      |     | O Beckham  | WR                  | 67      | 100%          |      |      |     |      |
| P Garcon         | WR | 55      | 77%     |               |      |     | E Manning  | QB                  | 67      | 100%          |      |      |     |      |
| D Jackson        | WR | 51      | 72%     |               |      |     | V Cruz     | WR                  | 66      | 99%           |      |      |     |      |
| J Crowder        | WR | 44      | 62%     |               | 3    | 9%  | S Shepard  | WR                  | 66      | 99%           |      |      |     |      |
| S Long           | G  | 38      | 54%     |               | 7    | 21% | W Richburg | C                   | 52      | 78%           |      |      |     |      |
| T Nsekhe         | T  | 36      | 51%     |               | 12   | 36% | L Donnell  | TE                  | 41      | 61%           | 5    | 15%  |     |      |
| V Davis          | TE | 35      | 49%     |               |      |     | S Vereen   | RB                  | 36      | 54%           |      |      |     |      |
| C Thompson       | RB | 34      | 48%     |               | 6    | 18% | W Tye      | TE                  | 26      | 39%           |      |      |     |      |
| S Lauvao         | G  | 34      | 48%     |               | 4    | 12% | O Darkwa   | RB                  | 21      | 31%           | 5    | 15%  |     |      |
| K Lichtensteiger | C  | 34      | 48%     |               |      |     | B Jones    | C                   | 15      | 22%           | 11   | 33%  |     |      |
| M Jones          | RB | 33      | 46%     |               |      |     | B Rainey   | RB                  | 8       | 12%           | 12   | 36%  |     |      |
| R Grant          | WR | 18      | 25%     |               | 9    | 27% | T King     | WR                  | 3       | 4%            | 8    | 24%  |     |      |
| N Paul           | TE | 15      | 21%     |               | 21   | 64% | D Harris   | WR                  | 1       | 1%            | 21   | 64%  |     |      |
| R Kelley         | RB | 4       | 6%      |               |      |     | N Berhe    | FS                  |         | 71            | 100% | 14   | 42% |      |
| R Ross           | WR | 2       | 3%      |               |      |     | J Jenkins  | CB                  |         | 71            | 100% | 11   | 33% |      |
| W Compton        | LB |         |         | 67            | 100% | 9   | 27%        | J Pierre-Paul       | DE      |               | 71   | 100% | 7   | 21%  |
| J Norman         | CB |         |         | 67            | 100% | 4   | 12%        | L Collins           | SS      |               | 70   | 99%  | 10  | 30%  |
| D Bruton         | SS |         |         | 58            | 87%  | 12  | 36%        | O Vernon            | DE      |               | 64   | 90%  | 6   | 18%  |
| R Kerrigan       | LB |         |         | 55            | 82%  | 5   | 15%        | J Hankins           | DT      |               | 63   | 89%  | 12  | 36%  |
| C Baker          | DE |         |         | 51            | 76%  |     |            | J Casillas          | LB      |               | 59   | 83%  | 3   | 9%   |
| D Phillips       | CB |         |         | 49            | 73%  | 18  | 55%        | K Robinson          | LB      |               | 46   | 65%  | 18  | 55%  |
| W Blackmon       | FS |         |         | 44            | 66%  | 14  | 42%        | L Hall              | CB      |               | 46   | 65%  | 6   | 18%  |
| G Toler          | CB |         |         | 43            | 64%  | 12  | 36%        | T Wade              | CB      |               | 43   | 61%  | 20  | 61%  |
| P Smith          | LB |         |         | 41            | 61%  | 5   | 15%        | D Harrison          | DT      |               | 43   | 61%  | 5   | 15%  |
| E Hood           | DE |         |         | 40            | 60%  | 7   | 21%        | D Rodgers-Cromartie | CB      |               | 32   | 45%  | 4   | 12%  |
| M Foster         | LB |         |         | 38            | 57%  | 15  | 45%        | D Kennard           | LB      |               | 25   | 35%  | 21  | 64%  |
| T Murphy         | LB |         |         | 37            | 55%  | 20  | 61%        | K Sheppard          | LB      |               | 25   | 35%  | 7   | 21%  |
| D Hall           | FS |         |         | 32            | 48%  |     |            | J Bromley           | DT      |               | 17   | 24%  | 2   | 6%   |
| S Cravens        | LB |         |         | 29            | 43%  | 14  | 42%        | O Odighizuwa        | DE      |               | 12   | 17%  | 5   | 15%  |
| Q Dunbar         | CB |         |         | 24            | 36%  | 15  | 45%        | E Apple             | CB      |               | 9    | 13%  | 4   | 12%  |
| C Jenkins        | DT |         |         | 23            | 34%  | 5   | 15%        | K Wynn              | DE      |               | 7    | 10%  | 8   | 24%  |
| R Jean Francois  | DE |         |         | 20            | 30%  | 5   | 15%        | R Okwara            | DE      |               | 7    | 10%  | 5   | 15%  |
| D Ihenacho       | SS |         |         | 13            | 19%  | 17  | 52%        | M Herzlich          | LB      |               |      |      | 33  | 100% |
| B Breeland       | CB |         |         | 5             | 7%   | 1   | 3%         | A Adams             | SS      |               |      |      | 18  | 55%  |
| H Bates          | LB |         |         | 1             | 1%   | 26  | 79%        | B Goodson           | LB      |               |      |      | 18  | 55%  |
| T Garvin         | LB |         |         |               |      | 21  | 64%        | P Perkins           | RB      |               |      |      | 16  | 48%  |
| D Hopkins        | K  |         |         |               |      | 15  | 45%        | J Brown             | K       |               |      |      | 11  | 33%  |
| D Everett        | FS |         |         |               |      | 15  | 45%        | Z DeOssie           | LS      |               |      |      | 8   | 24%  |
| T Way            | P  |         |         |               |      | 11  | 33%        | B Wing              | P       |               |      |      | 8   | 24%  |
| N Sundberg       | LS |         |         |               |      | 11  | 33%        | W Beatty            | T       |               |      |      | 1   | 3%   |
| M Ioannidis      | DT |         |         |               |      | 7   | 21%        |                     |         |               |      |      |     |      |



# National Football League Game Summary

NFL Copyright © 2016 by The National Football League. All rights reserved. This summary and play-by-play is for the express purpose of assisting media in their coverage of the game; any other use of this material is prohibited without the written permission of the National Football League. Updated: 10/7/2016

Date: Sunday, 10/2/2016

## Cleveland Browns at Washington Redskins

Start Time: 1:05 PM Eastern

at FedExField, Landover, MD

### Game Day Weather

Game Weather: Cloudy  
Played Outdoor on Turf: Grass

Temp: 67° F (19.4° C) Humidity: 89%, Wind: NE 1 mph  
Outdoor Weather: Cloudy,

### Officials

Referee: Triplette, Jeff (42)      Umpire: Smith, Shawn (14)      Head Linesman: Bergman, Jeff (32)  
Line Judge: Thomas, Sarah (53)      Side Judge: Prioleau, Dyrol (109)      Field Judge: Coleman, James (95)  
Back Judge: Freeman, Steve (133)      Replay Official: Hynes, Al ( )

### Lineups

| Cleveland Browns |            |         | Washington Redskins |       |             |        |            |
|------------------|------------|---------|---------------------|-------|-------------|--------|------------|
| Offense          |            | Defense | Offense             |       | Defense     |        |            |
| WR 16            | A.Hawkins  | DE 98   | J.Meder             | WR 88 | P.Garcon    | LDE 90 | E.Hood     |
| LT 73            | J.Thomas   | NT 55   | D.Shelton           | LT 71 | T.Williams  | S 36   | S.Cravens  |
| LG 75            | J.Bitonio  | OLB 52  | C.Lemonier          | LG 74 | A.Kouandjio | RDE 92 | C.Baker    |
| C 62             | A.Reiter   | OLB 90  | E.Ogbah             | C 61  | S.Long      | SLB 94 | P.Smith    |
| RG 77            | J.Greco    | ILB 56  | D.Davis             | RG 75 | B.Scherff   | MLB 51 | W.Compton  |
| RT 67            | A.Pasztor  | ILB 58  | C.Kirksey           | RT 76 | M.Moses     | CB 38  | K.Fuller   |
| WR 11            | T.Pryor    | DB 20   | B.Boddy-Calhoun     | TE 86 | J.Reed      | WLB 91 | R.Kerrigan |
| QB 6             | C.Kessler  | CB 23   | J.Haden             | WR 80 | J.Crowder   | CB 47  | Q.Dunbar   |
| RB 34            | I.Crowell  | CB 21   | J.Taylor            | WR 11 | D.Jackson   | CB 24  | J.Norman   |
| WR 80            | R.Louis    | FS 33   | J.Poyer             | QB 8  | K.Cousins   | SS 30  | D.Bruton   |
| TE 82            | G.Barnidge | SS 30   | D.Kindred           | RB 31 | M.Jones     | FS 41  | W.Blackmon |

### Substitutions

K 3 C.Parkey, P 4 B.Colquitt, RB 25 G.Atkinson, DB 26 M.Burley, RB 29 D.Johnson, DB 35 D.Jones, DB 41 T.Howard, FB 42 M.Johnson, LS 47 C.Hughlett, LB 53 J.Schobert, LB 54 D.Alexander, OLB 57 C.Johnson, LB 59 T.Carder, OL 66 S.Drango, OL 78 A.Bailey, WR 81 R.Higgins, TE 86 R.Telfer, DL 91 T.Holmes, DL 96 X.Cooper, DL 97 G.Wright, DL 99 S.Paea

### Substitutions

K 3 D.Hopkins, P 5 T.Way, WR 14 R.Grant, WR 19 R.Ross, CB 20 G.Toler, S 22 D.Everett, RB 25 C.Thompson, S 29 D.Ihenacho, RB 32 R.Kelley, LB 50 M.Spaight, LB 52 T.Garvin, LB 54 M.Foster, C 56 J.Sullivan, LS 57 N.Sundberg, DL 73 C.Jenkins, T 79 T.Nsekhe, TE 84 N.Paul, TE 85 V.Davis, LB/DE 93 T.Murphy, LB 96 H.Bates, DE 97 K.Reyes, DE 98 M.Ioannidis, DE 99 R.Jean Francois

### Did Not Play

QB 15 C.Whitehurst, OL 72 S.Coleman, WR 84 J.Payton

### Did Not Play

QB 16 C.McCoy

### Not Active

QB 13 J.McCown, WR 19 C.Coleman, DB 22 T.Williams, DB 24 I.Campbell, OL 74 C.Erving, TE 87 S.DeValve, DL 94 C.Nassib

### Not Active

QB 2 N.Sudfeld, WR 18 J.Doctson, CB 26 B.Breeland, CB 35 D.Phillips, T 60 V.Painter, DE 72 A.Lanier, G 77 S.Lauvao

Field Goals (made ( ) & missed)

| Player    | Attempts            | Yards | 1  | 2  | 3 | 4  | OT | Total |
|-----------|---------------------|-------|----|----|---|----|----|-------|
| C.Parkey  | (51)                | (45)  |    |    |   |    |    |       |
| D.Hopkins |                     |       |    |    |   |    |    |       |
| VISITOR:  | Cleveland Browns    |       | 0  | 17 | 3 | 0  | 0  | 20    |
| HOME:     | Washington Redskins |       | 14 | 3  | 0 | 14 | 0  | 31    |

### Scoring Plays

| Team     | Qtr | Time  | Play Description (Extra Point) (Drive Info)                         | Visitor | Home |
|----------|-----|-------|---|---------|------|
| Redskins | 1   | 7:40  | J.Reed 8 yd. pass from K.Cousins (D.Hopkins kick) (12-75, 7:20)     | 0       | 7    |
| Redskins | 1   | 0:27  | J.Reed 9 yd. pass from K.Cousins (D.Hopkins kick) (8-80, 4:14)      | 0       | 14   |
| Browns   | 2   | 9:33  | I.Crowell 2 yd. run (C.Parkey kick) (12-81, 5:54)                   | 7       | 14   |
| Browns   | 2   | 7:55  | T.Pryor 9 yd. pass from C.Kessler (C.Parkey kick) (3-12, 1:25)      | 14      | 14   |
| Redskins | 2   | 2:29  | D.Hopkins 49 yd. Field Goal (10-32, 5:26)                           | 14      | 17   |
| Browns   | 2   | 0:00  | C.Parkey 51 yd. Field Goal (7-42, 2:29)                             | 17      | 17   |
| Browns   | 3   | 9:25  | C.Parkey 45 yd. Field Goal (11-48, 5:35)                            | 20      | 17   |
| Redskins | 4   | 10:39 | C.Thompson 5 yd. pass from K.Cousins (D.Hopkins kick) (10-91, 5:28) | 20      | 24   |
| Redskins | 4   | 4:25  | M.Jones 1 yd. run (D.Hopkins kick) (4-39, 2:03)                     | 20      | 31   |

# National Football League Game Summary

NFL Copyright © 2016 by The National Football League. All rights reserved. This summary and play-by-play is for the express purpose of assisting media in their coverage of the game; any other use of this material is prohibited without the written permission of the National Football League.

Updated: 10/7/2016

---

Paid Attendance: 76,249

Time: 3:04

Cleveland Browns vs Washington Redskins  
10/2/2016 at FedExField

# Final Individual Statistics

## Cleveland Browns

## Washington Redskins

| RUSHING   |     |     |      |    |    | RUSHING    |     |     |     |    |    |
|-----------|-----|-----|------|----|----|------------|-----|-----|-----|----|----|
|           | ATT | YDS | AVG  | LG | TD |            | ATT | YDS | AVG | LG | TD |
| I.Crowell | 16  | 120 | 7.5  | 19 | 1  | M.Jones    | 22  | 117 | 5.3 | 25 | 1  |
| D.Johnson | 8   | 45  | 5.6  | 13 | 0  | C.Thompson | 3   | 24  | 8.0 | 20 | 0  |
| C.Kessler | 2   | 2   | 1.0  | 2  | 0  | R.Kelley   | 1   | 4   | 4.0 | 4  | 0  |
| M.Johnson | 1   | 2   | 2.0  | 2  | 0  |            |     |     |     |    |    |
| T.Pryor   | 1   | -6  | -6.0 | -6 | 0  |            |     |     |     |    |    |
| Total     | 28  | 163 | 5.8  | 19 | 1  | Total      | 26  | 145 | 5.6 | 25 | 1  |

| PASSING   |     |     |     |       |    |    |    |      | PASSING   |     |     |     |       |    |    |    |       |
|-----------|-----|-----|-----|-------|----|----|----|------|-----------|-----|-----|-----|-------|----|----|----|-------|
|           | ATT | CMP | YDS | SK/YD | TD | LG | IN | RT   |           | ATT | CMP | YDS | SK/YD | TD | LG | IN | RT    |
| C.Kessler | 40  | 28  | 223 | 1/6   | 1  | 14 | 1  | 81.6 | K.Cousins | 27  | 21  | 183 | 3/27  | 3  | 26 | 1  | 116.5 |
| Total     | 40  | 28  | 223 | 1/6   | 1  | 14 | 1  | 81.6 | Total     | 27  | 21  | 183 | 3/27  | 3  | 26 | 1  | 116.5 |

| PASS RECEIVING |     |     |     |      |    |    |            | PASS RECEIVING |     |     |      |    |    |  |  |
|----------------|-----|-----|-----|------|----|----|------------|----------------|-----|-----|------|----|----|--|--|
|                | TAR | REC | YDS | AVG  | LG | TD |            | TAR            | REC | YDS | AVG  | LG | TD |  |  |
| G.Barnidge     | 7   | 7   | 57  | 8.1  | 13 | 0  | J.Reed     | 10             | 9   | 73  | 8.1  | 26 | 2  |  |  |
| D.Johnson      | 8   | 6   | 31  | 5.2  | 12 | 0  | P.Garcon   | 5              | 4   | 39  | 9.8  | 23 | 0  |  |  |
| T.Pryor        | 9   | 5   | 46  | 9.2  | 13 | 1  | J.Crowder  | 3              | 2   | 21  | 10.5 | 15 | 0  |  |  |
| R.Louis        | 5   | 3   | 28  | 9.3  | 13 | 0  | M.Jones    | 2              | 2   | 21  | 10.5 | 16 | 0  |  |  |
| A.Hawkins      | 3   | 3   | 28  | 9.3  | 12 | 0  | C.Thompson | 4              | 2   | 16  | 8.0  | 11 | 1  |  |  |
| I.Crowell      | 4   | 3   | 22  | 7.3  | 14 | 0  | V.Davis    | 1              | 1   | 8   | 8.0  | 8  | 0  |  |  |
| M.Johnson      | 1   | 1   | 11  | 11.0 | 11 | 0  | D.Jackson  | 2              | 1   | 5   | 5.0  | 5  | 0  |  |  |
| R.Telfer       | 1   | 0   | 0   | 0.0  | 0  | 0  |            |                |     |     |      |    |    |  |  |
| Total          | 38  | 28  | 223 | 8.0  | 14 | 1  | Total      | 27             | 21  | 183 | 8.7  | 26 | 3  |  |  |

| INTERCEPTIONS |    |     |      |    |    | INTERCEPTIONS |    |     |     |    |    |
|---------------|----|-----|------|----|----|---------------|----|-----|-----|----|----|
|               | NO | YDS | AVG  | LG | TD |               | NO | YDS | AVG | LG | TD |
| J.Taylor      | 1  | 29  | 29.0 | 29 | 0  | J.Norman      | 1  | 1   | 1.0 | 1  | 0  |
| Total         | 1  | 29  | 29.0 | 29 | 0  | Total         | 1  | 1   | 1.0 | 1  | 0  |

| PUNTING    |    |     |      |      |    |      |    | PUNTING |    |     |      |      |    |      |    |
|------------|----|-----|------|------|----|------|----|---------|----|-----|------|------|----|------|----|
|            | NO | YDS | AVG  | NET  | TB | IN20 | LG |         | NO | YDS | AVG  | NET  | TB | IN20 | LG |
| B.Colquitt | 1  | 55  | 55.0 | 35.0 | 1  | 0    | 55 | T.Way   | 3  | 146 | 48.7 | 42.0 | 0  | 2    | 59 |
| Total      | 1  | 55  | 55.0 | 35.0 | 1  | 0    | 55 | Total   | 3  | 146 | 48.7 | 42.0 | 0  | 2    | 59 |

| PUNT RETURNS |    |     |      |    |    |    |             | PUNT RETURNS |     |     |    |    |    |  |  |
|--------------|----|-----|------|----|----|----|-------------|--------------|-----|-----|----|----|----|--|--|
|              | NO | YDS | AVG  | FC | LG | TD |             | NO           | YDS | AVG | FC | LG | TD |  |  |
| D.Johnson    | 1  | 18  | 18.0 | 0  | 18 | 0  | [TOUCHBACK] | 1            | 0   | 0.0 | 0  | 0  | 0  |  |  |
| J.Poyer      | 1  | 2   | 2.0  | 0  | 2  | 0  |             |              |     |     |    |    |    |  |  |
| [DOWNED]     | 1  | 0   | 0.0  | 0  | 0  | 0  |             |              |     |     |    |    |    |  |  |
| Total        | 2  | 20  | 10.0 | 0  | 18 | 0  | Total       | 0            | 0   | 0.0 | 0  | 0  | 0  |  |  |

| KICKOFF RETURNS |    |     |      |    |    |    |             | KICKOFF RETURNS |     |      |    |    |    |  |  |
|-----------------|----|-----|------|----|----|----|-------------|-----------------|-----|------|----|----|----|--|--|
|                 | NO | YDS | AVG  | FC | LG | TD |             | NO              | YDS | AVG  | FC | LG | TD |  |  |
| G.Atkinson      | 1  | 17  | 17.0 | 0  | 17 | 0  | C.Thompson  | 1               | 26  | 26.0 | 0  | 26 | 0  |  |  |
| [TOUCHBACK]     | 5  | 0   | 0.0  | 0  | 0  | 0  | [TOUCHBACK] | 3               | 0   | 0.0  | 0  | 0  | 0  |  |  |
| Total           | 1  | 17  | 17.0 | 0  | 17 | 0  | Total       | 1               | 26  | 26.0 | 0  | 26 | 0  |  |  |

### Cleveland Browns

| FUMBLES   | FUM | LOST | OWN-REC | YDS | TD | FORCED | OPP-REC | YDS | TD | OUT-BDS |
|-----------|-----|------|---------|-----|----|--------|---------|-----|----|---------|
| C.Kessler | 1   | 0    | 1       | -2  | 0  | 0      | 0       | 0   | 0  | 0       |
| D.Johnson | 1   | 1    | 0       | 0   | 0  | 0      | 0       | 0   | 0  | 0       |
| M.Johnson | 1   | 1    | 0       | 0   | 0  | 0      | 0       | 0   | 0  | 0       |
| C.Johnson | 0   | 0    | 0       | 0   | 0  | 1      | 0       | 0   | 0  | 0       |
| Total     | 3   | 2    | 1       | -2  | 0  | 1      | 0       | 0   | 0  | 0       |

### Washington Redskins

| FUMBLES   | FUM | LOST | OWN-REC | YDS | TD | FORCED | OPP-REC | YDS | TD | OUT-BDS |
|-----------|-----|------|---------|-----|----|--------|---------|-----|----|---------|
| K.Cousins | 1   | 0    | 1       | 0   | 0  | 0      | 0       | 0   | 0  | 0       |
| W.Compton | 0   | 0    | 0       | 0   | 0  | 1      | 1       | 0   | 0  | 0       |
| E.Hood    | 0   | 0    | 0       | 0   | 0  | 1      | 0       | 0   | 0  | 0       |
| Q.Dunbar  | 0   | 0    | 0       | 0   | 0  | 0      | 1       | 0   | 0  | 0       |
| Total     | 1   | 0    | 1       | 0   | 0  | 2      | 2       | 0   | 0  | 0       |

**Cleveland Browns vs Washington Redskins**  
**10/2/2016 at FedExField**

# Final Team Statistics

|   | <b>Visitor<br/>Browns</b> | <b>Home<br/>Redskins</b> |
|---|---------------------------|--------------------------|
| TOTAL FIRST DOWNS                                 | 26                        | 24                       |
| By Rushing  | 8                         | 10                       |
| By Passing  | 16                        | 12                       |
| By Penalty  | 2                         | 2                        |
| THIRD DOWN EFFICIENCY                             | 8-12-67%                  | 4-8-50%                  |
| FOURTH DOWN EFFICIENCY                            | 0-1-0%                    | 0-0-0%                   |
| TOTAL NET YARDS                                   | 380                       | 301                      |
| Total Offensive Plays (inc. times thrown passing) | 69                        | 56                       |
| Average gain per offensive play                   | 5.5                       | 5.4                      |
| NET YARDS RUSHING                                 | 163                       | 145                      |
| Total Rushing Plays                               | 28                        | 26                       |
| Average gain per rushing play                     | 5.8                       | 5.6                      |
| Tackles for a loss-number and yards               | 3-8                       | 1-1                      |
| NET YARDS PASSING                                 | 217                       | 156                      |
| Times thrown - yards lost attempting to pass      | 1-6                       | 3-27                     |
| Gross yards passing                               | 223                       | 183                      |
| PASS ATTEMPTS-COMPLETIONS-HAD INTERCEPTED         | 40-28-1                   | 27-21-1                  |
| Avg gain per pass play (inc.# thrown passing)     | 5.3                       | 5.2                      |
| KICKOFFS Number-In End Zone-Touchbacks            | 4-3-3                     | 6-5-5                    |
| PUNTS Number and Average                          | 1-55.0                    | 3-48.7                   |
| Had Blocked                                       | 0                         | 0                        |
| FGs - PATs Had Blocked                            | 0-0                       | 0-0                      |
| Net Punting Average                               | 35.0                      | 42.0                     |
| TOTAL RETURN YARDAGE (Not Including Kickoffs)     | 49                        | 1                        |
| No. and Yards Punt Returns                        | 2-20                      | 0-0                      |
| No. and Yards Kickoff Returns                     | 1-17                      | 1-26                     |
| No. and Yards Interception Returns                | 1-29                      | 1-1                      |
| PENALTIES Number and Yards                        | 7-101                     | 9-75                     |
| FUMBLES Number and Lost                           | 3-2                       | 1-0                      |
| TOUCHDOWNS  | 2                         | 4                        |
| Rushing   | 1                         | 1                        |
| Passing   | 1                         | 3                        |
| EXTRA POINTS Made-Attempts                        | 2-2                       | 4-4                      |
| Kicking Made-Attempts                             | 2-2                       | 4-4                      |
| FIELD GOALS Made-Attempts                         | 2-2                       | 1-1                      |
| RED ZONE EFFICIENCY                               | 2-3-67%                   | 4-5-80%                  |
| GOAL TO GO EFFICIENCY                             | 1-1-100%                  | 4-4-100%                 |
| SAFETIES  | 0                         | 0                        |
| FINAL SCORE                                       | 20                        | 31                       |
| TIME OF POSSESSION                                | 28:57                     | 31:03                    |

Cleveland Browns vs Washington Redskins

10/2/2016 at FedExField

# Ball Possession And Drive Chart

## Cleveland Browns

| #  | Time Recd | Time Lost | Time Poss | How Ball Obtained | Drive Began | # Play | Yds Gain | Yds Pen | Net Yds | 1st Down | Last Scrm | How Given Up |
|----|-----------|-----------|-----------|-------------------|-------------|--------|----------|---------|---------|----------|-----------|--------------|
| 1  | 7:40      | 4:41      | 2:59      | Kickoff           | CLV 25      | 6      | 20       | 0       | 20      | 1        | CLV 45    | Punt         |
| 2  | 0:27      | 9:33      | 5:54      | Kickoff           | CLV 19      | 12     | 81       | 0       | 81      | 7        | * WAS 2   | Touchdown    |
| 3  | 9:20      | 7:55      | 1:25      | Interception      | WAS 12      | 3      | 7        | 5       | 12      | 1        | * WAS 9   | Touchdown    |
| 4  | 2:29      | 0:00      | 2:29      | Kickoff           | CLV 25      | 7      | 36       | 6       | 42      | 3        | WAS 33    | Field Goal   |
| 5  | 15:00     | 9:25      | 5:35      | Kickoff           | CLV 25      | 11     | 49       | -1      | 48      | 4        | WAS 27    | Field Goal   |
| 6  | 5:46      | 1:07      | 4:39      | Punt              | CLV 23      | 10     | 63       | 0       | 63      | 4        | * WAS 16  | Fumble       |
| 7  | 10:39     | 9:32      | 1:07      | Kickoff           | CLV 25      | 3      | 30       | 0       | 30      | 1        | 50        | Fumble       |
| 8  | 7:14      | 6:28      | 0:46      | Punt              | CLV 2       | 2      | 8        | 0       | 8       | 0        | CLV 10    | Interception |
| 9  | 4:25      | 2:03      | 2:22      | Kickoff           | CLV 25      | 8      | 38       | -5      | 33      | 2        | WAS 42    | Downs        |
| 10 | 1:41      | 0:00      | 1:41      | Punt              | CLV 19      | 9      | 46       | 0       | 46      | 3        | WAS 44    | End of Game  |

(276) Average CLV 28

## Washington Redskins

| # | Time Recd | Time Lost | Time Poss | How Ball Obtained | Drive Began | # Play | Yds Gain | Yds Pen | Net Yds | 1st Down | Last Scrm | How Given Up |
|---|-----------|-----------|-----------|-------------------|-------------|--------|----------|---------|---------|----------|-----------|--------------|
| 1 | 15:00     | 7:40      | 7:20      | Kickoff           | WAS 25      | 12     | 85       | -10     | 75      | 6        | * CLV 8   | Touchdown    |
| 2 | 4:41      | 0:27      | 4:14      | Punt              | WAS 20      | 8      | 30       | 50      | 80      | 4        | * CLV 9   | Touchdown    |
| 3 | 9:33      | 9:20      | 0:13      | Kickoff           | WAS 25      | 1      | 0        | 0       | 0       | 0        | WAS 25    | Interception |
| 4 | 7:55      | 2:29      | 5:26      | Kickoff           | WAS 37      | 10     | 42       | -10     | 32      | 2        | * CLV 31  | Field Goal   |
| 5 | 9:25      | 5:46      | 3:39      | Kickoff           | WAS 25      | 5      | 16       | -5      | 11      | 1        | WAS 36    | Punt         |
| 6 | 1:07      | 10:39     | 5:28      | Fumble            | WAS 9       | 10     | 80       | 11      | 91      | 7        | * CLV 5   | Touchdown    |
| 7 | 9:32      | 7:14      | 2:18      | Fumble            | WAS 43      | 4      | 7        | 0       | 7       | 1        | 50        | Punt         |
| 8 | 6:28      | 4:25      | 2:03      | Interception      | CLV 39      | 4      | 39       | 0       | 39      | 3        | * CLV 1   | Touchdown    |
| 9 | 2:03      | 1:41      | 0:22      | Downs             | WAS 42      | 3      | 2        | 0       | 2       | 0        | WAS 44    | Punt         |

(287) Average WAS 32

\* inside opponent's 20

### Time of Possession by Quarter

|                                 | 1st   | 2nd  | 3rd   | 4th  | OT | Total |
|---------------------------------|-------|------|-------|------|----|-------|
| <b>Visitor</b> Cleveland Browns | 3:26  | 9:21 | 10:14 | 5:56 |    | 28:57 |
| <b>Home</b> Washington Redskins | 11:34 | 5:39 | 4:46  | 9:04 |    | 31:03 |

### Kickoff Drive No.-Start Average

Browns: 6 - CLV 24      Redskins: 4 - WAS 28

**Cleveland Browns vs Washington Redskins**  
**10/2/2016 at FedExField**

## Final Defensive Statistics

| Cleveland Browns | Regular Defensive Plays |           |           |          |           |          |          |          |          |          |          | Special Teams |          |          |          |          | Misc     |          |          |          |
|------------------|-------------------------|-----------|-----------|----------|-----------|----------|----------|----------|----------|----------|----------|---------------|----------|----------|----------|----------|----------|----------|----------|----------|
|                  | TKL                     | AST       | COMB      | SK       | / YDS     | TFL      | Q        | IN       | PD       | FF       | FR       | TKL           | AST      | FF       | FR       | BL       | TKL      | AST      | FF       | FR       |
| J.Taylor         | 5                       | 2         | 7         | 0        | 0         | 0        | 0        | 1        | 1        | 0        | 0        | 0             | 0        | 0        | 0        | 0        | 0        | 0        | 0        | 0        |
| C.Kirksey        | 4                       | 3         | 7         | 0        | 0         | 0        | 0        | 0        | 0        | 0        | 0        | 0             | 0        | 0        | 0        | 0        | 0        | 0        | 0        | 0        |
| E.Ogbah          | 3                       | 4         | 7         | 0        | 0         | 0        | 0        | 0        | 0        | 0        | 0        | 0             | 0        | 0        | 0        | 0        | 0        | 0        | 0        | 0        |
| J.Poyer          | 4                       | 2         | 6         | 0        | 0         | 0        | 0        | 0        | 0        | 0        | 0        | 0             | 0        | 0        | 0        | 0        | 0        | 0        | 0        | 0        |
| J.Haden          | 4                       | 1         | 5         | 0        | 0         | 0        | 0        | 0        | 0        | 0        | 0        | 0             | 0        | 0        | 0        | 0        | 0        | 0        | 0        | 0        |
| J.Meder          | 3                       | 2         | 5         | 0        | 0         | 0        | 0        | 0        | 1        | 0        | 0        | 0             | 0        | 0        | 0        | 0        | 0        | 0        | 0        | 0        |
| D.Kindred        | 2                       | 3         | 5         | 0        | 0         | 0        | 0        | 0        | 0        | 0        | 0        | 0             | 0        | 0        | 0        | 0        | 0        | 0        | 0        | 0        |
| D.Davis          | 1                       | 4         | 5         | 0        | 0         | 0        | 0        | 0        | 0        | 0        | 0        | 0             | 0        | 0        | 0        | 0        | 0        | 0        | 0        | 0        |
| C.Johnson        | 3                       | 1         | 4         | 2        | 17        | 2        | 3        | 0        | 0        | 1        | 0        | 0             | 0        | 0        | 0        | 0        | 0        | 0        | 0        | 0        |
| J.Schobert       | 1                       | 3         | 4         | 0        | 0         | 0        | 0        | 0        | 0        | 0        | 0        | 0             | 0        | 0        | 0        | 0        | 0        | 0        | 0        | 0        |
| C.Lemonier       | 3                       | 0         | 3         | 0        | 0         | 0        | 0        | 0        | 0        | 0        | 0        | 0             | 0        | 0        | 0        | 0        | 0        | 0        | 0        | 0        |
| D.Shelton        | 0                       | 3         | 3         | 0        | 0         | 0        | 0        | 0        | 0        | 0        | 0        | 0             | 0        | 0        | 0        | 0        | 0        | 0        | 0        | 0        |
| S.Paea           | 1                       | 1         | 2         | 0        | 0         | 0        | 0        | 0        | 0        | 0        | 0        | 0             | 0        | 0        | 0        | 0        | 0        | 0        | 0        | 0        |
| X.Cooper         | 0                       | 2         | 2         | 0        | 0         | 0        | 1        | 0        | 0        | 0        | 0        | 0             | 0        | 0        | 0        | 0        | 0        | 0        | 0        | 0        |
| B.Boddy-Calhoun  | 1                       | 0         | 1         | 1        | 10        | 1        | 1        | 0        | 0        | 0        | 0        | 0             | 0        | 0        | 0        | 0        | 0        | 0        | 0        | 0        |
| G.Wright         | 1                       | 0         | 1         | 0        | 0         | 1        | 0        | 0        | 1        | 0        | 0        | 0             | 0        | 0        | 0        | 0        | 0        | 0        | 0        | 0        |
| D.Alexander      | 0                       | 0         | 0         | 0        | 0         | 0        | 0        | 0        | 0        | 0        | 0        | 0             | 1        | 0        | 0        | 0        | 0        | 0        | 0        | 0        |
| D.Jones          | 0                       | 0         | 0         | 0        | 0         | 0        | 0        | 0        | 0        | 0        | 0        | 0             | 1        | 0        | 0        | 0        | 0        | 0        | 0        | 0        |
| R.Louis          | 0                       | 0         | 0         | 0        | 0         | 0        | 0        | 0        | 0        | 0        | 0        | 0             | 0        | 0        | 0        | 1        | 0        | 0        | 0        | 0        |
| J.Thomas         | 0                       | 0         | 0         | 0        | 0         | 0        | 0        | 0        | 0        | 0        | 0        | 0             | 0        | 0        | 0        | 1        | 0        | 0        | 0        | 0        |
| A.Hawkins        | 0                       | 0         | 0         | 0        | 0         | 0        | 0        | 0        | 0        | 0        | 0        | 0             | 0        | 0        | 0        | 1        | 0        | 0        | 0        | 0        |
| C.Kessler        | 0                       | 0         | 0         | 0        | 0         | 0        | 0        | 0        | 0        | 0        | 0        | 0             | 0        | 0        | 0        | 0        | 0        | 0        | 0        | 1        |
| <b>Total</b>     | <b>36</b>               | <b>31</b> | <b>67</b> | <b>3</b> | <b>27</b> | <b>4</b> | <b>5</b> | <b>1</b> | <b>3</b> | <b>1</b> | <b>0</b> | <b>0</b>      | <b>2</b> | <b>0</b> | <b>0</b> | <b>0</b> | <b>3</b> | <b>0</b> | <b>0</b> | <b>1</b> |

TKL = Tackle AST = Assist COMB = Combined QH=QB Hit IN = Interception PD = Pass Defense FF = Forced Fumble FR = Fumble Recovery

| Washington Redskins | Regular Defensive Plays |           |           |          |          |          |          |          |          |          |          | Special Teams |          |          |          |          | Misc     |          |          |          |
|---------------------|-------------------------|-----------|-----------|----------|----------|----------|----------|----------|----------|----------|----------|---------------|----------|----------|----------|----------|----------|----------|----------|----------|
|                     | TKL                     | AST       | COMB      | SK       | / YDS    | TFL      | QH       | IN       | PD       | FF       | FR       | TKL           | AST      | FF       | FR       | BL       | TKL      | AST      | FF       | FR       |
| W.Compton           | 5                       | 6         | 11        | 0        | 0        | 0        | 1        | 0        | 0        | 1        | 1        | 0             | 0        | 0        | 0        | 0        | 0        | 0        | 0        | 0        |
| K.Fuller            | 7                       | 1         | 8         | 0        | 0        | 0        | 0        | 0        | 0        | 0        | 0        | 0             | 0        | 0        | 0        | 0        | 0        | 0        | 0        | 0        |
| W.Blackmon          | 4                       | 3         | 7         | 0        | 0        | 0        | 0        | 0        | 0        | 0        | 0        | 0             | 0        | 0        | 0        | 0        | 0        | 0        | 0        | 0        |
| J.Norman            | 4                       | 2         | 6         | 0        | 0        | 1        | 0        | 1        | 1        | 0        | 0        | 0             | 0        | 0        | 0        | 0        | 0        | 0        | 0        | 0        |
| T.Murphy            | 5                       | 0         | 5         | 1        | 6        | 2        | 1        | 0        | 0        | 0        | 0        | 0             | 0        | 0        | 0        | 0        | 0        | 0        | 0        | 0        |
| M.Foster            | 3                       | 2         | 5         | 0        | 0        | 0        | 1        | 0        | 0        | 0        | 0        | 0             | 0        | 0        | 0        | 0        | 0        | 0        | 0        | 0        |
| P.Smith             | 3                       | 1         | 4         | 0        | 0        | 2        | 2        | 0        | 0        | 0        | 0        | 0             | 0        | 0        | 0        | 0        | 0        | 0        | 0        | 0        |
| D.Bruton            | 3                       | 1         | 4         | 0        | 0        | 0        | 0        | 0        | 0        | 0        | 0        | 0             | 1        | 0        | 0        | 0        | 0        | 0        | 0        | 0        |
| C.Baker             | 2                       | 2         | 4         | 0        | 0        | 1        | 1        | 0        | 0        | 0        | 0        | 0             | 0        | 0        | 0        | 0        | 0        | 0        | 0        | 0        |
| S.Cravens           | 2                       | 1         | 3         | 0        | 0        | 1        | 0        | 0        | 1        | 0        | 0        | 0             | 0        | 0        | 0        | 0        | 0        | 0        | 0        | 0        |
| Q.Dunbar            | 2                       | 1         | 3         | 0        | 0        | 0        | 0        | 0        | 0        | 0        | 1        | 0             | 1        | 0        | 0        | 0        | 0        | 0        | 0        | 0        |
| K.Reyes             | 2                       | 1         | 3         | 0        | 0        | 0        | 0        | 0        | 0        | 0        | 0        | 0             | 0        | 0        | 0        | 0        | 0        | 0        | 0        | 0        |
| D.Ihenacho          | 2                       | 0         | 2         | 0        | 0        | 0        | 1        | 0        | 0        | 0        | 0        | 0             | 0        | 0        | 0        | 0        | 0        | 0        | 0        | 0        |
| E.Hood              | 1                       | 0         | 1         | 0        | 0        | 0        | 1        | 0        | 0        | 1        | 0        | 0             | 0        | 0        | 0        | 0        | 0        | 0        | 0        | 0        |
| C.Jenkins           | 1                       | 0         | 1         | 0        | 0        | 0        | 0        | 0        | 0        | 0        | 0        | 0             | 0        | 0        | 0        | 0        | 0        | 0        | 0        | 0        |
| R.Jean Francois     | 1                       | 0         | 1         | 0        | 0        | 0        | 0        | 0        | 0        | 0        | 0        | 0             | 0        | 0        | 0        | 0        | 0        | 0        | 0        | 0        |
| H.Bates             | 0                       | 1         | 1         | 0        | 0        | 0        | 0        | 0        | 0        | 0        | 0        | 0             | 0        | 0        | 0        | 0        | 0        | 0        | 0        | 0        |
| N.Paul              | 0                       | 0         | 0         | 0        | 0        | 0        | 0        | 0        | 0        | 0        | 0        | 1             | 0        | 0        | 0        | 0        | 0        | 0        | 0        | 0        |
| M.Jones             | 0                       | 0         | 0         | 0        | 0        | 0        | 0        | 0        | 0        | 0        | 0        | 0             | 0        | 0        | 0        | 1        | 0        | 0        | 0        | 0        |
| K.Cousins           | 0                       | 0         | 0         | 0        | 0        | 0        | 0        | 0        | 0        | 0        | 0        | 0             | 0        | 0        | 0        | 0        | 0        | 0        | 0        | 1        |
| <b>Total</b>        | <b>47</b>               | <b>22</b> | <b>69</b> | <b>1</b> | <b>6</b> | <b>7</b> | <b>8</b> | <b>1</b> | <b>2</b> | <b>2</b> | <b>2</b> | <b>1</b>      | <b>2</b> | <b>0</b> | <b>0</b> | <b>0</b> | <b>1</b> | <b>0</b> | <b>0</b> | <b>1</b> |







## Play By Play

## First Quarter

10/2/2016

CLV wins the coin toss and elects to defer. WAS elects to Receive, and CLV elects to defend the west goal.

C.Parkey kicks 65 yards from CLV 35 to end zone, Touchback.

Washington Redskins at 15:00

|             |  |    |
|-------------|--|----|
| 1-10-WAS 25 | (15:00) K.Cousins pass short right to J.Crowder pushed ob at WAS 31 for 6 yards (J.Taylor).  |    |
| 2-4-WAS 31  | (14:27) M.Jones left end to WAS 36 for 5 yards (J.Taylor, E.Ogbah).  | R1 |
| 1-10-WAS 36 | (13:46) M.Jones right tackle to WAS 40 for 4 yards (C.Kirksey).  |    |
| 2-6-WAS 40  | (13:07) K.Cousins pass short right to J.Reed pushed ob at 50 for 10 yards (C.Kirksey).   | P2 |
| 1-10-50     | (12:34) (Shotgun) M.Jones left end to CLV 48 for 2 yards (J.Taylor, J.Poyer).  |    |
| 2-8-CLV 48  | (11:53) (Shotgun) K.Cousins pass short left to C.Thompson to CLV 37 for 11 yards (C.Kirksey).  | P3 |
| 1-10-CLV 37 | (11:11) K.Cousins pass short middle to P.Garcon to CLV 28 for 9 yards (J.Taylor).  |    |
| 2-1-CLV 28  | (10:46) (No Huddle) K.Cousins pass short left to P.Garcon pushed ob at CLV 25 for 3 yards (J.Taylor).  | P4 |
| 1-10-CLV 25 | (10:09) (Shotgun) K.Cousins pass short right to D.Jackson to CLV 20 for 5 yards (J.Poyer).   |    |
| 2-5-CLV 20  | (9:30) M.Jones left end to CLV 16 for 4 yards (D.Kindred; J.Schobert).   |    |
|             | PENALTY on WAS-V.Davis, Offensive Holding, 10 yards, enforced at CLV 20 - No Play.<br>Penalty on WAS-A.Kouandjio, Offensive Holding, declined. |    |
| 2-15-CLV 30 | (9:03) (Shotgun) C.Thompson right end to CLV 10 for 20 yards (J.Haden; E.Ogbah).   | R5 |
| 1-10-CLV 10 | (8:19) (Shotgun) C.Thompson right guard to CLV 8 for 2 yards (C.Lemonier, J.Meder).  |    |
| 2-8-CLV 8   | (7:45) (Shotgun) K.Cousins pass short right to J.Reed for 8 yards, TOUCHDOWN.  | P6 |
|             | D.Hopkins extra point is GOOD, Center-N.Sundberg, Holder-T.Way.  |    |

CLV 0 WAS 7, 12 plays, 75 yards, 7:20 drive, 7:20 elapsed

D.Hopkins kicks 65 yards from WAS 35 to end zone, Touchback.

Cleveland Browns at 7:40

|             |  |    |
|-------------|--|----|
| 1-10-CLV 25 | (7:40) (Shotgun) C.Kessler pass short right to A.Hawkins to CLV 32 for 7 yards (K.Fuller).                       |    |
| 2-3-CLV 32  | (7:03) (Shotgun) Direct snap to T.Pryor. T.Pryor left end to CLV 26 for -6 yards (P.Smith).                      |    |
| 3-9-CLV 26  | (6:19) (Shotgun) C.Kessler pass short left to T.Pryor pushed ob at CLV 39 for 13 yards (J.Norman).               | P1 |
|             | Penalty on WAS-R.Kerrigan, Defensive Offside, declined.  |    |
| 1-10-CLV 39 | (6:07) I.Crowell up the middle to CLV 38 for -1 yards (P.Smith).   |    |
| 2-11-CLV 38 | (5:33) C.Kessler pass incomplete short right to I.Crowell.   |    |
| 3-11-CLV 38 | (5:28) (Shotgun) C.Kessler pass short middle to G.Barnidge to CLV 45 for 7 yards (Q.Dunbar; K.Fuller) [C.Baker]. |    |
| 4-4-CLV 45  | (4:51) B.Colquitt punts 55 yards to end zone, Center-C.Hughlett, Touchback.                                      |    |

Washington Redskins at 4:41

|             |  |     |
|-------------|--|-----|
| 1-10-WAS 20 | (4:41) K.Cousins pass incomplete deep right to D.Jackson.  |     |
|             | PENALTY on CLV-J.Poyer, Defensive Pass Interference, 50 yards, enforced at WAS 20 - No Play.           | X7  |
| 1-10-CLV 30 | (4:31) M.Jones left end to CLV 27 for 3 yards (J.Meder).   |     |
| 2-7-CLV 27  | (4:05) (No Huddle) K.Cousins pass short middle to J.Reed to CLV 20 for 7 yards (D.Kindred; C.Kirksey). | P8  |
| 1-10-CLV 20 | (3:21) K.Cousins pass short right to J.Reed pushed ob at CLV 18 for 2 yards (J.Haden).                 |     |
| 2-8-CLV 18  | (2:41) M.Jones right end to CLV 11 for 7 yards (X.Cooper; C.Kirksey).                                  |     |
| 3-1-CLV 11  | (2:00) M.Jones right end to CLV 9 for 2 yards (D.Davis, J.Schobert).                                   | R9  |
| 1-9-CLV 9   | (1:19) M.Jones left tackle to CLV 9 for no gain (E.Ogbah, D.Kindred).                                  |     |
| 2-9-CLV 9   | (:38) (Shotgun) K.Cousins pass incomplete short middle to P.Garcon.                                    |     |
| 3-9-CLV 9   | (:34) (Shotgun) K.Cousins pass short left to J.Reed for 9 yards, TOUCHDOWN.                            | P10 |
|             | D.Hopkins extra point is GOOD, Center-N.Sundberg, Holder-T.Way.  |     |

CLV 0 WAS 14, 8 plays, 80 yards, 1 penalty, 4:14 drive, 14:33 elapsed

D.Hopkins kicks 63 yards from WAS 35 to CLV 2. G.Atkinson to CLV 19 for 17 yards (N.Paul).

Cleveland Browns at 0:27, (1st play from scrimmage 0:22)

|             |  |    |
|-------------|--|----|
| 1-10-CLV 19 | (:22) I.Crowell right guard to CLV 36 for 17 yards (D.Ihenacho). | R2 |
|-------------|--|----|

END OF QUARTER

|                     | Score | Time Poss | First Downs |   |   |    | Efficiencies |        |
|---------------------|-------|-----------|-------------|---|---|----|--------------|--------|
|                     |       |           | R           | P | X | T  | 3 Down       | 4 Down |
| Cleveland Browns    | 0     | 3:26      | 1           | 1 | 0 | 2  | 1/2          | 0/0    |
| Washington Redskins | 14    | 11:34     | 3           | 6 | 1 | 10 | 2/2          | 0/0    |

## Second Quarter

10/2/2016

## Play By Play

Cleveland Browns continued.

|                    |  |    |
|--------------------|--|----|
| <u>1-10-CLV 36</u> | (15:00) I.Crowell right end to CLV 39 for 3 yards (D.Bruton). WAS-R.Kerrigan was injured during the play. His return is Questionable. 91 - has a left elbow injury |    |
| 2-7-CLV 39         | (14:31) (Shotgun) C.Kessler pass short left to T.Pryor to CLV 47 for 8 yards (J.Norman, W.Compton).  | P3 |
|                    | Timeout #1 by CLV at 13:50.  |    |
| <u>1-10-CLV 47</u> | (13:50) (Shotgun) Direct snap to D.Johnson. D.Johnson right guard to CLV 46 for -1 yards (T.Murphy).   |    |
| 2-11-CLV 46        | (13:10) (Shotgun) C.Kessler pass incomplete short left to R.Telfer.  |    |
| 3-11-CLV 46        | (13:05) (Shotgun) C.Kessler pass short left to T.Pryor ran ob at WAS 42 for 12 yards.  | P4 |
| <u>1-10-WAS 42</u> | (12:34) D.Johnson right guard to WAS 33 for 9 yards (T.Murphy, M.Foster).  |    |
| 2-1-WAS 33         | (11:59) I.Crowell right guard to WAS 29 for 4 yards (C.Jenkins, D.Bruton).   | R5 |
| <u>1-10-WAS 29</u> | (11:25) (Shotgun) I.Crowell right tackle to WAS 18 for 11 yards (D.Bruton).  | R6 |
| <u>1-10-WAS 18</u> | (10:50) (Shotgun) C.Kessler pass short right to R.Louis to WAS 5 for 13 yards (Q.Dunbar).  | P7 |
| <u>1-5-WAS 5</u>   | (10:18) I.Crowell right end to WAS 2 for 3 yards (P.Smith).  |    |
| 2-2-WAS 2          | (9:38) S.Drango reported in as eligible. I.Crowell left guard for 2 yards, TOUCHDOWN.  | R8 |
|                    | C.Parkey extra point is GOOD, Center-C.Hughlett, Holder-B.Colquitt.  |    |
|                    | PENALTY on WAS-J.Norman, Defensive Offside, 5 yards, enforced between downs.   |    |

CLV 7 WAS 14, 12 plays, 81 yards, 5:54 drive, 5:27 elapsed

C.Parkey kicks 60 yards from CLV 40 to end zone, Touchback.

Washington Redskins at 9:33

|             |   |  |
|-------------|---|--|
| 1-10-WAS 25 | (9:33) (Shotgun) K.Cousins pass deep right intended for J.Crowder INTERCEPTED by J.Taylor at WAS 41. J.Taylor to WAS 12 for 29 yards (M.Jones). |  |
|-------------|---|--|

Cleveland Browns at 9:20

|             |  |    |
|-------------|--|----|
| 1-10-WAS 12 | (9:20) C.Kessler FUMBLES (Aborted) at WAS 14, and recovers at WAS 14. C.Kessler to WAS 14 for no gain (C.Baker).     |    |
| 2-12-WAS 14 | (8:39) (Shotgun) C.Kessler pass short left to T.Pryor to WAS 9 for 5 yards (J.Norman).                               |    |
|             | PENALTY on WAS-T.Murphy, Defensive Offside, 5 yards, enforced at WAS 14 - No Play.                                   |    |
| 2-7-WAS 9   | (8:07) (Shotgun) C.Kessler pass incomplete short right to D.Johnson (S.Cravens).                                     |    |
| 3-7-WAS 9   | (8:03) C.Kessler pass short right to T.Pryor for 9 yards, TOUCHDOWN [W.Compton].                                     | P9 |
|             | PENALTY on CLV-T.Pryor, Unsportsmanlike Conduct, 15 yards, enforced between downs. Penalty- Using the ball as a prop |    |
|             | C.Parkey extra point is GOOD, Center-C.Hughlett, Holder-B.Colquitt.  |    |

CLV 14 WAS 14, 3 plays, 12 yards, 1 penalty, 1:25 drive, 7:05 elapsed

C.Parkey kicks 69 yards from CLV 20 to WAS 11. C.Thompson to WAS 37 for 26 yards (D.Alexander; D.Jones).

Washington Redskins at 7:55, (1st play from scrimmage 7:49)

|                    |   |     |
|--------------------|---|-----|
| 1-10-WAS 37        | (7:49) M.Jones right end to WAS 40 for 3 yards (C.Kirksey, E.Ogbah).                        |     |
| 2-7-WAS 40         | (7:06) M.Jones left tackle to WAS 46 for 6 yards (C.Lemonier).                              |     |
| 3-1-WAS 46         | (6:29) K.Cousins pass short middle to J.Reed to CLV 28 for 26 yards (D.Kindred).            | P11 |
|                    | Penalty on CLV-T.Holmes, Defensive Offside, declined.                                       |     |
| <u>1-10-CLV 28</u> | (5:59) K.Cousins pass short middle to M.Jones to CLV 23 for 5 yards (E.Ogbah, J.Meder).     |     |
| 2-5-CLV 23         | (5:14) M.Jones right guard to CLV 19 for 4 yards (E.Ogbah; C.Kirksey).                      |     |
| 3-1-CLV 19         | (4:36) M.Jones right guard to CLV 17 for 2 yards (J.Meder).                                 | R12 |
| <u>1-10-CLV 17</u> | (3:55) (Shotgun) K.Cousins pass incomplete short middle to C.Thompson (J.Meder).            |     |
| 2-10-CLV 17        | (3:49) (Shotgun) K.Cousins pass short left to J.Reed to CLV 11 for 6 yards (J.Taylor).      |     |
|                    | PENALTY on WAS-J.Reed, Offensive Pass Interference, 10 yards, enforced at CLV 17 - No Play. |     |
| 2-20-CLV 27        | (3:24) (Shotgun) K.Cousins pass incomplete short right to C.Thompson (G.Wright).            |     |
| 3-20-CLV 27        | (3:18) (Shotgun) K.Cousins pass short right to J.Reed to CLV 31 for -4 yards (G.Wright).    |     |
| 4-24-CLV 31        | (2:35) D.Hopkins 49 yard field goal is GOOD, Center-N.Sundberg, Holder-T.Way.               |     |

CLV 14 WAS 17, 10 plays, 32 yards, 5:26 drive, 12:31 elapsed

D.Hopkins kicks 65 yards from WAS 35 to end zone, Touchback.

Cleveland Browns at 2:29

|                    |   |     |
|--------------------|---|-----|
| 1-10-CLV 25        | (2:29) (Shotgun) C.Kessler pass short left to G.Barnidge pushed ob at CLV 38 for 13 yards (W.Compton).    | P10 |
| <u>1-10-CLV 38</u> | (2:29) (No Huddle, Shotgun) PENALTY on CLV-C.Kessler, False Start, 5 yards, enforced at CLV 38 - No Play. |     |

Two-Minute Warning

|             |  |  |
|-------------|--|--|
| 1-15-CLV 33 | (2:00) D.Johnson left guard to CLV 46 for 13 yards (T.Murphy). |  |
|-------------|--|--|

Cleveland Browns vs Washington Redskins at FedExField

2-2-CLV 46 (1:40) (No Huddle, Shotgun) C.Kessler pass short right to D.Johnson pushed ob at WAS 46 for 8 yards (S.Cravens).

P11

1-10-WAS 46 (1:32) (Shotgun) C.Kessler pass incomplete deep right to T.Pryor.

PENALTY on WAS-J.Norman, Defensive Pass Interference, 11 yards, enforced at WAS 46 - No Play.

X12

1-10-WAS 35 (1:27) (Shotgun) C.Kessler sacked at WAS 41 for -6 yards (T.Murphy).

Timeout #2 by CLV at 01:12.

2-16-WAS 41 (1:12) (Shotgun) C.Kessler pass short middle to A.Hawkins to WAS 32 for 9 yards (W.Compton).

3-7-WAS 32 (:44) (No Huddle, Shotgun) C.Kessler pass short right to D.Johnson to WAS 33 for -1 yards (S.Cravens).

Timeout #3 by CLV at 00:05.

4-8-WAS 33 (:05) C.Parkey 51 yard field goal is GOOD, Center-C.Hughlett, Holder-B.Colquitt.

|  |
|--|
| CLV 17 WAS 17, 7 plays, 42 yards, 1 penalty, 2:29 drive, 15:00 elapsed |
|--|

END OF QUARTER

|                     | Score | Time Poss | First Downs |   |   |    | Efficiencies |        |
|---------------------|-------|-----------|-------------|---|---|----|--------------|--------|
|                     |       |           | R           | P | X | T  | 3 Down       | 4 Down |
| Cleveland Browns    | 17    | 9:21      | 3           | 6 | 1 | 10 | 2/3          | 0/0    |
| Washington Redskins | 17    | 5:39      | 1           | 1 | 0 | 2  | 2/3          | 0/0    |

## Third Quarter

10/2/2016

## Play By Play

CLV elects to Receive, and WAS elects to defend the East goal.

D.Hopkins kicks 65 yards from WAS 35 to end zone, Touchback.

Cleveland Browns at 15:00

|                    |   |     |
|--------------------|---|-----|
| 1-10-CLV 25        | (15:00) I.Crowell right tackle to CLV 26 for 1 yard (C.Baker; W.Compton).   |     |
| 2-9-CLV 26         | (14:24) (Shotgun) C.Kessler pass incomplete short right to T.Pryor.   |     |
| 3-9-CLV 26         | (14:20) (Shotgun) C.Kessler pass short middle to R.Louis to CLV 37 for 11 yards (K.Fuller, W.Compton).  | P13 |
| <u>1-10-CLV 37</u> | (13:41) I.Crowell up the middle to WAS 45 for 18 yards (W.Blackmon).  | R14 |
| <u>1-10-WAS 45</u> | (13:01) (Shotgun) C.Kessler pass incomplete short right to T.Pryor.   |     |
| 2-10-WAS 45        | (12:56) (Shotgun) C.Kessler pass short left to I.Crowell to WAS 36 for 9 yards (W.Blackmon) [M.Foster]. CLV-R.Telfer was injured during the play. His return is Questionable. 86- Has an ankle injury |     |
| 3-1-WAS 36         | (12:17) S.Drango reported in as eligible. I.Crowell left tackle to WAS 30 for 6 yards (M.Foster, W.Blackmon).   | R15 |
| <u>1-10-WAS 30</u> | (11:43) C.Kessler pass short right to D.Johnson to WAS 35 for -5 yards (M.Foster).  |     |
|                    | PENALTY on WAS-Q.Dunbar, Defensive Holding, 4 yards, enforced at WAS 30 - No Play.  | X16 |
| <u>1-10-WAS 26</u> | (11:18) (Shotgun) C.Kessler pass short left to R.Louis pushed ob at WAS 22 for 4 yards (Q.Dunbar).  |     |
| 2-6-WAS 22         | (10:46) (Shotgun) D.Johnson right tackle to WAS 22 for no gain (R.Jean Francois, W.Compton).  |     |
| 3-6-WAS 22         | (10:06) (Shotgun) C.Kessler pass short right to D.Johnson to WAS 22 for no gain (J.Norman; W.Compton).  |     |
|                    | Penalty on CLV-T.Pryor, Offensive Offside, declined.  |     |
| 4-6-WAS 22         | (9:41) (Field Goal formation) PENALTY on CLV, False Start, 5 yards, enforced at WAS 22 - No Play.   |     |
| 4-11-WAS 27        | (9:30) C.Parkey 45 yard field goal is GOOD, Center-C.Hughlett, Holder-B.Colquitt.   |     |

CLV 20 WAS 17, 11 plays, 48 yards, 1 penalty, 5:35 drive, 5:35 elapsed

C.Parkey kicks 65 yards from CLV 35 to end zone, Touchback.

Washington Redskins at 9:25

|                    |   |     |
|--------------------|---|-----|
| 1-10-WAS 25        | (9:25) (Shotgun) K.Cousins pass short right to V.Davis to WAS 33 for 8 yards (D.Davis; J.Schobert).   |     |
| 2-2-WAS 33         | (8:37) K.Cousins pass short right to J.Reed pushed ob at WAS 37 for 4 yards (J.Haden) [C.Johnson].  | P13 |
| <u>1-10-WAS 37</u> | (8:08) (No Huddle) PENALTY on WAS-J.Reed, False Start, 5 yards, enforced at WAS 37 - No Play.   |     |
| 1-15-WAS 32        | (7:46) (Shotgun) K.Cousins sacked at WAS 24 for -8 yards (C.Johnson). FUMBLES (C.Johnson) [C.Johnson], and recovers at WAS 23. K.Cousins to WAS 23 for no gain (C.Johnson). |     |
| 2-24-WAS 23        | (7:01) (Shotgun) C.Thompson right end to WAS 25 for 2 yards (C.Lemonier, X.Cooper).   |     |
| 3-22-WAS 25        | (6:22) (Shotgun) K.Cousins pass short left to J.Reed to WAS 36 for 11 yards (J.Taylor; D.Davis).  |     |
|                    | Penalty on WAS-A.Kouandjio, Offensive Holding, declined.  |     |
| 4-11-WAS 36        | (5:59) T.Way punts 59 yards to CLV 5, Center-N.Sundberg. D.Johnson to CLV 23 for 18 yards (D.Bruton; Q.Dunbar).   |     |

Cleveland Browns at 5:46

|                    |   |     |
|--------------------|---|-----|
| 1-10-CLV 23        | (5:46) S.Drango reported in as eligible. I.Crowell right tackle to CLV 42 for 19 yards (M.Foster).  | R17 |
| <u>1-10-CLV 42</u> | (5:03) I.Crowell right guard to CLV 44 for 2 yards (W.Compton; K.Reyes).  |     |
| 2-8-CLV 44         | (4:21) C.Kessler pass short right to M.Johnson pushed ob at WAS 45 for 11 yards (J.Norman).   | P18 |
| <u>1-10-WAS 45</u> | (3:41) (Shotgun) C.Kessler pass incomplete deep right to R.Louis.   |     |
| 2-10-WAS 45        | (3:35) D.Johnson right guard to WAS 45 for no gain (S.Cravens; H.Bates).  |     |
| 3-10-WAS 45        | (2:51) (Shotgun) C.Kessler pass short left to G.Barnidge to WAS 32 for 13 yards (D.Ihenacho) [P.Smith].   | P19 |
| <u>1-10-WAS 32</u> | (2:08) I.Crowell right end pushed ob at WAS 30 for 2 yards (W.Blackmon). WAS-W.Compton was injured during the play.   |     |
| 2-8-WAS 30         | (1:39) (Shotgun) C.Kessler pass incomplete short middle [D.Ihenacho].   |     |
|                    | Penalty on CLV-J.Thomas, Ineligible Downfield Pass, declined.   |     |
| 3-8-WAS 30         | (1:34) (Shotgun) C.Kessler pass short right to I.Crowell pushed ob at WAS 16 for 14 yards (C.Baker). WAS-S.Cravens was injured during the play. He is Out. 36 - is being examined for a possible concussion | P20 |
| <u>1-10-WAS 16</u> | (1:14) M.Johnson to WAS 14 for 2 yards (W.Compton). FUMBLES (W.Compton), RECOVERED by WAS-Q.Dunbar at WAS 9. Q.Dunbar to WAS 9 for no gain (R.Louis).   |     |

Washington Redskins at 1:07

|                    |   |     |
|--------------------|---|-----|
| 1-10-WAS 9         | (1:07) (Shotgun) K.Cousins pass incomplete deep middle to J.Reed.                           |     |
| 2-10-WAS 9         | (1:01) (Shotgun) K.Cousins pass short left to J.Crowder to WAS 24 for 15 yards (D.Kindred). | P14 |
| <u>1-10-WAS 24</u> | (:20) K.Cousins pass short right to M.Jones to WAS 40 for 16 yards (J.Poyer; D.Davis).      | P15 |

END OF QUARTER

|                     | Score | Time Poss | First Downs |   |   |   | Efficiencies |        |
|---------------------|-------|-----------|-------------|---|---|---|--------------|--------|
|                     |       |           | R           | P | X | T | 3 Down       | 4 Down |
| Cleveland Browns    | 20    | 10:14     | 3           | 4 | 1 | 8 | 4/5          | 0/0    |
| Washington Redskins | 17    | 4:46      | 0           | 3 | 0 | 3 | 0/1          | 0/0    |

## Fourth Quarter

10/2/2016

## Play By Play

Washington Redskins continued.

|                    |  |     |
|--------------------|--|-----|
| <u>1-10-WAS 40</u> | (15:00) M.Jones right tackle to WAS 48 for 8 yards (D.Shelton; D.Davis).                     |     |
| 2-2-WAS 48         | (14:21) M.Jones left end to 50 for 2 yards (E.Ogbah, D.Kindred).                             | R16 |
| <u>1-10-50</u>     | (13:35) C.Thompson right end pushed ob at CLV 42 for 8 yards (D.Davis).                      |     |
|                    | PENALTY on WAS-B.Scherff, Offensive Holding, 10 yards, enforced at 50 - No Play.             |     |
| 1-20-WAS 40        | (13:12) (Shotgun) K.Cousins pass short right to P.Garcon to WAS 44 for 4 yards (J.Haden).    |     |
| 2-16-WAS 44        | (12:31) (Shotgun) K.Cousins pass incomplete deep right to D.Jackson.                         |     |
|                    | PENALTY on CLV-J.Haden, Defensive Pass Interference, 21 yards, enforced at WAS 44 - No Play. | X17 |
| <u>1-10-CLV 35</u> | (12:24) M.Jones right tackle to CLV 24 for 11 yards (J.Schobert).                            | R18 |
| <u>1-10-CLV 24</u> | (11:48) M.Jones right end to CLV 9 for 15 yards (J.Poyer).                                   | R19 |
| <u>1-9-CLV 9</u>   | (11:04) R.Kelley right tackle to CLV 5 for 4 yards (J.Schobert; D.Shelton).                  |     |
| 2-5-CLV 5          | (10:43) (Shotgun) K.Cousins pass short right to C.Thompson for 5 yards, TOUCHDOWN.           | P20 |
|                    | D.Hopkins extra point is GOOD, Center-N.Sundberg, Holder-T.Way.                              |     |

CLV 20 WAS 24, 10 plays, 91 yards, 1 penalty, 5:28 drive, 4:21 elapsed

D.Hopkins kicks 65 yards from WAS 35 to end zone, Touchback.

Cleveland Browns at 10:39

|                    |   |     |
|--------------------|---|-----|
| 1-10-CLV 25        | (10:39) I.Crowell left end to CLV 42 for 17 yards (D.Bruton, J.Norman).   | R21 |
| <u>1-10-CLV 42</u> | (10:05) I.Crowell left guard to 50 for 8 yards (K.Reyes, P.Smith). WAS-D.Bruton was injured during the play. He is Out. 30- is being examined for a possible concussion |     |
| 2-2-50             | (9:41) D.Johnson left end to WAS 45 for 5 yards (E.Hood). FUMBLES (E.Hood), RECOVERED by WAS-W.Compton at WAS 43. W.Compton to WAS 43 for no gain (J.Thomas).           |     |

Washington Redskins at 9:32

|                    |   |     |
|--------------------|---|-----|
| 1-10-WAS 43        | (9:32) M.Jones left guard to CLV 32 for 25 yards (J.Haden).                       | R21 |
| <u>1-10-CLV 32</u> | (8:54) (No Huddle) K.Cousins sacked at CLV 40 for -8 yards (C.Johnson).           |     |
| 2-18-CLV 40        | (8:08) (Shotgun) K.Cousins pass incomplete short left to D.Jackson [X.Cooper].    |     |
|                    | Timeout #1 by WAS at 07:59.   |     |
| 3-18-CLV 40        | (7:59) (Shotgun) K.Cousins sacked at 50 for -10 yards (B.Boddy-Calhoun).          |     |
| 4-28-50            | (7:25) T.Way punts 48 yards to CLV 2, Center-N.Sundberg, downed by WAS-D.Everett. |     |

Cleveland Browns at 7:14

|            |   |  |
|------------|---|--|
| 1-10-CLV 2 | (7:14) I.Crowell up the middle to CLV 10 for 8 yards (W.Blackmon; M.Foster).  |  |
| 2-2-CLV 10 | (6:37) (Shotgun) C.Kessler pass short middle intended for T.Pryor INTERCEPTED by J.Norman at CLV 25. J.Norman to CLV 24 for 1 yard (A.Hawkins). |  |
|            | PENALTY on WAS-J.Norman, Unsportsmanlike Conduct, 15 yards, enforced at CLV 24.   |  |

Washington Redskins at 6:28

|                    |   |     |
|--------------------|---|-----|
| 1-10-CLV 39        | (6:28) M.Jones to CLV 40 for -1 yards (C.Johnson; J.Taylor).                                    |     |
| 2-11-CLV 40        | (5:53) K.Cousins pass short right to P.Garcon pushed ob at CLV 17 for 23 yards (J.Poyer).       | P22 |
| <u>1-10-CLV 17</u> | (5:12) M.Jones left end pushed ob at CLV 1 for 16 yards (J.Poyer).                              | R23 |
| <u>1-1-CLV 1</u>   | (4:28) T.Nsekhe reported in as eligible. M.Jones right tackle to CLV 1 for no gain (D.Shelton). |     |
|                    | PENALTY on CLV-C.Johnson, Defensive Offside, 0 yards, enforced at CLV 1 - No Play.              |     |
| 1-1-CLV 1          | (4:28) M.Jones right guard for 1 yard, TOUCHDOWN.   | R24 |
|                    | D.Hopkins extra point is GOOD, Center-N.Sundberg, Holder-T.Way.                                 |     |

CLV 20 WAS 31, 4 plays, 39 yards, 1 penalty, 2:03 drive, 10:35 elapsed

D.Hopkins kicks 65 yards from WAS 35 to end zone, Touchback.

Cleveland Browns at 4:25

|                    |  |     |
|--------------------|--|-----|
| 1-10-CLV 25        | (4:25) (Shotgun) C.Kessler pass short right to D.Johnson to CLV 30 for 5 yards (W.Compton).                        |     |
| 2-5-CLV 30         | (3:59) (No Huddle, Shotgun) C.Kessler pass short middle to A.Hawkins to CLV 42 for 12 yards (W.Blackmon; C.Baker). | P22 |
| <u>1-10-CLV 42</u> | (3:32) (No Huddle, Shotgun) C.Kessler pass short middle to T.Pryor pushed ob at CLV 46 for 4 yards (W.Compton).    |     |
| 2-6-CLV 46         | (3:24) (Shotgun) C.Kessler pass short right to G.Barnidge to WAS 46 for 8 yards (K.Fuller).                        | P23 |
| <u>1-10-WAS 46</u> | (3:14) (Shotgun) PENALTY on CLV-J.Thomas, False Start, 5 yards, enforced at WAS 46 - No Play.                      |     |
| 1-15-CLV 49        | (3:14) (Shotgun) D.Johnson right guard to WAS 41 for 10 yards (T.Murphy).  |     |
| 2-5-WAS 41         | (2:52) (No Huddle, Shotgun) C.Kessler pass incomplete short right to R.Louis.                                      |     |
| 3-5-WAS 41         | (2:47) (Shotgun) C.Kessler pass short right to I.Crowell to WAS 42 for -1 yards (J.Norman).                        |     |

Cleveland Browns vs Washington Redskins at FedExField

4-6-WAS 42 (2:08) (No Huddle, Shotgun) C.Kessler pass incomplete short right to T.Pryor.

Washington Redskins at 2:03

1-10-WAS 42 (2:03) M.Jones right tackle to WAS 42 for no gain (J.Meder).

Two-Minute Warning

2-10-WAS 42 (1:57) M.Jones right guard to WAS 42 for no gain (S.Paea; D.Shelton).

Timeout #1 by CLV at 01:53.

3-10-WAS 42 (1:53) M.Jones left end to WAS 44 for 2 yards (S.Paea).

Timeout #2 by WAS at 01:48.

4-8-WAS 44 (1:48) T.Way punts 39 yards to CLV 17, Center-N.Sundberg. J.Poyer ran ob at CLV 19 for 2 yards.

Cleveland Browns at 1:41

1-10-CLV 19 (1:41) (Shotgun) C.Kessler pass short right to G.Barnidge to CLV 21 for 2 yards (K.Fuller) [E.Hood].

2-8-CLV 21 (1:15) (No Huddle, Shotgun) C.Kessler pass short middle to D.Johnson to CLV 33 for 12 yards (M.Foster). P24

1-10-CLV 33 (:49) (No Huddle, Shotgun) C.Kessler pass short left to D.Johnson to CLV 40 for 7 yards (W.Blackmon) [P.Smith].

Timeout #2 by CLV at 00:40.

2-3-CLV 40 (:40) (Shotgun) C.Kessler pass incomplete short left to D.Johnson.

3-3-CLV 40 (:36) (Shotgun) C.Kessler pass short middle to G.Barnidge to CLV 46 for 6 yards (K.Fuller). P25

Timeout #3 by CLV at 00:31.

1-10-CLV 46 (:31) (Shotgun) C.Kessler scrambles right end pushed ob at CLV 48 for 2 yards (K.Reyes).

2-8-CLV 48 (:24) (Shotgun) C.Kessler pass short left to G.Barnidge to WAS 44 for 8 yards (K.Fuller). P26

1-10-WAS 44 (:05) C.Kessler spiked the ball to stop the clock.

2-10-WAS 44 (:04) (Shotgun) D.Johnson right end to WAS 35 for 9 yards (K.Fuller).

END OF QUARTER

|                     | Score | Time Poss | First Downs |   |   |   | Efficiencies |        |
|---------------------|-------|-----------|-------------|---|---|---|--------------|--------|
|                     |       |           | R           | P | X | T | 3 Down       | 4 Down |
| Cleveland Browns    | 20    | 5:56      | 1           | 5 | 0 | 6 | 1/2          | 0/1    |
| Washington Redskins | 31    | 9:04      | 6           | 2 | 1 | 9 | 0/2          | 0/0    |

# Miscellaneous Statistics Report

Cleveland Browns vs Washington Redskins  
10/2/2016 at FedExField

## Ten Longest Plays for Cleveland Browns

| Yards | Qtr | Play Start  | Play Description  |
|-------|-----|-------------|---|
| 19    | 3   | 1-10-CLV 23 | (5:46) S.Drango reported in as eligible. I.Crowell right tackle to CLV 42 for 19 yards (M.Foster).  |
| 18    | 3   | 1-10-CLV 37 | (13:41) I.Crowell up the middle to WAS 45 for 18 yards (W.Blackmon).  |
| 17    | 1   | 1-10-CLV 19 | (:22) I.Crowell right guard to CLV 36 for 17 yards (D.Ihenacho).  |
| 17    | 4   | 1-10-CLV 25 | (10:39) I.Crowell left end to CLV 42 for 17 yards (D.Bruton, J.Norman).   |
| 14    | 3   | 3-8-WAS 30  | (1:34) (Shotgun) C.Kessler pass short right to I.Crowell pushed ob at WAS 16 for 14 yards (C.Baker). WAS-S.Cravens was injured during the play. He is Out. 36 - is being examined for a possible concussion |
| 13    | 1   | 3-9-CLV 26  | (6:19) (Shotgun) C.Kessler pass short left to T.Pryor pushed ob at CLV 39 for 13 yards (J.Norman). Penalty on WAS-R.Kerrigan, Defensive Offside, declined.  |
| 13    | 2   | 1-10-WAS 18 | (10:50) (Shotgun) C.Kessler pass short right to R.Louis to WAS 5 for 13 yards (Q.Dunbar).   |
| 13    | 2   | 1-10-CLV 25 | (2:29) (Shotgun) C.Kessler pass short left to G.Barnidge pushed ob at CLV 38 for 13 yards (W.Compton).  |
| 13    | 2   | 1-15-CLV 33 | (2:00) D.Johnson left guard to CLV 46 for 13 yards (T.Murphy).  |
| 13    | 3   | 3-10-WAS 45 | (2:51) (Shotgun) C.Kessler pass short left to G.Barnidge to WAS 32 for 13 yards (D.Ihenacho) [P.Smith].   |

## Ten Longest Plays for Washington Redskins

| Yards | Qtr | Play Start  | Play Description   |
|-------|-----|-------------|--|
| 26    | 2   | 3-1-WAS 46  | (6:29) K.Cousins pass short middle to J.Reed to CLV 28 for 26 yards (D.Kindred).                 |
| 25    | 4   | 1-10-WAS 43 | (9:32) M.Jones left guard to CLV 32 for 25 yards (J.Haden).                                      |
| 23    | 4   | 2-11-CLV 40 | (5:53) K.Cousins pass short right to P.Garcon pushed ob at CLV 17 for 23 yards (J.Poyer).        |
| 20    | 1   | 2-15-CLV 30 | (9:03) (Shotgun) C.Thompson right end to CLV 10 for 20 yards (J.Haden; E.Ogbah).                 |
| 16    | 3   | 1-10-WAS 24 | (:20) K.Cousins pass short right to M.Jones to WAS 40 for 16 yards (J.Poyer; D.Davis).           |
| 16    | 4   | 1-10-CLV 17 | (5:12) M.Jones left end pushed ob at CLV 1 for 16 yards (J.Poyer).                               |
| 15    | 3   | 2-10-WAS 9  | (1:01) (Shotgun) K.Cousins pass short left to J.Crowder to WAS 24 for 15 yards (D.Kindred).      |
| 15    | 4   | 1-10-CLV 24 | (11:48) M.Jones right end to CLV 9 for 15 yards (J.Poyer).                                       |
| 11    | 1   | 2-8-CLV 48  | (11:53) (Shotgun) K.Cousins pass short left to C.Thompson to CLV 37 for 11 yards (C.Kirksey).    |
| 11    | 3   | 3-22-WAS 25 | (6:22) (Shotgun) K.Cousins pass short left to J.Reed to WAS 36 for 11 yards (J.Taylor; D.Davis). |

## Touchdown Scoring Information

|                |                     | Offense | Defense | Special Teams |
|----------------|---------------------|---------|---------|---------------|
| <b>VISITOR</b> | Cleveland Browns    | 2       | 0       | 0             |
| <b>HOME</b>    | Washington Redskins | 4       | 0       | 0             |

## Player Scoring Information

| Club | Player     | TD | Rush TD | Rec TD | KO TD | Punt TD | Int TD | Fum TD | Misc TD | FG | XP | 2Pt Rush | 2Pt Rec | Sfty | Points |
|------|------------|----|---------|--------|-------|---------|--------|--------|---------|----|----|----------|---------|------|--------|
| CLV  | C.Parkey   | 0  | 0       | 0      | 0     | 0       | 0      | 0      | 0       | 2  | 2  | 0        | 0       | 0    | 8      |
| CLV  | I.Crowell  | 0  | 1       | 0      | 0     | 0       | 0      | 0      | 0       | 0  | 0  | 0        | 0       | 0    | 6      |
| CLV  | T.Pryor    | 0  | 0       | 1      | 0     | 0       | 0      | 0      | 0       | 0  | 0  | 0        | 0       | 0    | 6      |
| WAS  | J.Reed     | 0  | 0       | 2      | 0     | 0       | 0      | 0      | 0       | 0  | 0  | 0        | 0       | 0    | 12     |
| WAS  | D.Hopkins  | 0  | 0       | 0      | 0     | 0       | 0      | 0      | 0       | 1  | 4  | 0        | 0       | 0    | 7      |
| WAS  | M.Jones    | 0  | 1       | 0      | 0     | 0       | 0      | 0      | 0       | 0  | 0  | 0        | 0       | 0    | 6      |
| WAS  | C.Thompson | 0  | 0       | 1      | 0     | 0       | 0      | 0      | 0       | 0  | 0  | 0        | 0       | 0    | 6      |

## Possession Detail

|                             | First Half |      | Second Half |      | Game    |      |
|-----------------------------|------------|------|-------------|------|---------|------|
|                             | Visitor    | Home | Visitor     | Home | Visitor | Home |
| Largest Lead                | 0          | 14   | 3           | 11   | 3       | 14   |
| Drives Leading              | 0          | 2    | 1           | 3    | 1       | 5    |
| Time of Possession Leading  | 0:00       | 4:27 | 4:39        | 4:43 | 4:39    | 9:10 |
| Largest Deficit             | -14        | 0    | -11         | -3   | -14     | -3   |
| Drives Trailing             | 4          | 0    | 4           | 2    | 8       | 2    |
| Time of Possession Trailing | 12:47      | 0:00 | 5:56        | 9:07 | 18:43   | 9:07 |
| Times Score Tied Up         |            | 2    |             | 0    |         | 2    |
| Lead Changes                |            | 2    |             | 2    |         | 4    |

# Playtime Percentage

*Percent of playtime per player on offense, defense and special teams*

## Cleveland Browns

## Washington Redskins

|                 |    | Offense | Defense | Special Teams |     |                 |    | Offense | Defense | Special Teams |     |
|-----------------|----|---------|---------|---------------|-----|-----------------|----|---------|---------|---------------|-----|
| J Greco         | G  | 72      | 100%    | 4             | 17% | M Moses         | T  | 62      | 100%    | 5             | 22% |
| G Barnidge      | TE | 72      | 100%    | 4             | 17% | S Long          | G  | 62      | 100%    | 5             | 22% |
| J Bitonio       | G  | 72      | 100%    | 4             | 17% | B Scherff       | G  | 62      | 100%    | 5             | 22% |
| A Pasztor       | T  | 72      | 100%    | 4             | 17% | A Kouandjio     | G  | 62      | 100%    | 5             | 22% |
| J Thomas        | T  | 72      | 100%    |               |     | T Williams      | T  | 62      | 100%    |               |     |
| C Kessler       | QB | 71      | 99%     |               |     | K Cousins       | QB | 62      | 100%    |               |     |
| T Pryor         | WR | 67      | 93%     |               |     | J Reed          | TE | 55      | 89%     |               |     |
| A Reiter        | C  | 59      | 82%     |               |     | D Jackson       | WR | 48      | 77%     |               |     |
| A Hawkins       | WR | 54      | 75%     |               |     | P Garcon        | WR | 44      | 71%     |               |     |
| R Louis         | WR | 50      | 69%     | 10            | 43% | M Jones         | RB | 41      | 66%     |               |     |
| D Johnson       | RB | 41      | 57%     | 1             | 4%  | J Crowder       | WR | 34      | 55%     | 1             | 4%  |
| I Crowell       | RB | 34      | 47%     |               |     | V Davis         | TE | 34      | 55%     |               |     |
| R Telfer        | TE | 20      | 28%     | 6             | 26% | C Thompson      | RB | 20      | 32%     | 4             | 17% |
| S Drango        | T  | 18      | 25%     | 4             | 17% | N Paul          | TE | 18      | 29%     | 14            | 61% |
| M Johnson       | FB | 11      | 15%     | 7             | 30% | R Grant         | WR | 12      | 19%     | 4             | 17% |
| R Higgins       | WR | 7       | 10%     | 3             | 13% | T Nsekhe        | T  | 2       | 3%      | 9             | 39% |
| J Poyer         | FS |         | 62 100% | 8             | 35% | R Kelley        | RB | 1       | 2%      | 1             | 4%  |
| C Kirksey       | LB |         | 62 100% | 6             | 26% | R Ross          | WR | 1       | 2%      |               |     |
| D Davis         | LB |         | 62 100% | 5             | 22% | W Blackmon      | FS |         | 72 100% | 10            | 43% |
| J Haden         | CB |         | 60 97%  | 1             | 4%  | J Norman        | CB |         | 72 100% | 4             | 17% |
| D Kindred       | SS |         | 59 95%  | 6             | 26% | W Compton       | LB |         | 70 97%  | 6             | 26% |
| J Taylor        | CB |         | 59 95%  | 4             | 17% | T Murphy        | LB |         | 66 92%  | 11            | 48% |
| X Cooper        | DE |         | 42 68%  | 5             | 22% | P Smith         | LB |         | 63 88%  | 4             | 17% |
| D Shelton       | NT |         | 41 66%  |               |     | Q Dunbar        | CB |         | 56 78%  | 8             | 35% |
| J Meder         | NT |         | 38 61%  | 9             | 39% | C Baker         | DE |         | 47 65%  |               |     |
| E Ogbah         | LB |         | 38 61%  | 9             | 39% | M Foster        | LB |         | 45 62%  | 12            | 52% |
| B Boddy-Calhoun | CB |         | 34 55%  | 13            | 57% | K Fuller        | CB |         | 45 62%  | 7             | 30% |
| C Lemonier      | LB |         | 33 53%  | 10            | 43% | D Bruton        | SS |         | 43 60%  | 6             | 26% |
| S Paea          | DE |         | 27 44%  |               |     | E Hood          | DE |         | 42 58%  | 5             | 22% |
| J Schobert      | LB |         | 25 40%  | 14            | 61% | D Ihenacho      | SS |         | 36 50%  | 11            | 48% |
| C Johnson       | LB |         | 17 27%  |               |     | R Jean Francois | DE |         | 30 42%  | 4             | 17% |
| T Carder        | LB |         | 7 11%   | 19            | 83% | S Cravens       | LB |         | 27 38%  | 8             | 35% |
| G Wright        | DT |         | 7 11%   | 5             | 22% | C Jenkins       | DT |         | 19 26%  | 4             | 17% |
| T Holmes        | DE |         | 6 10%   | 9             | 39% | K Reyes         | DE |         | 19 26%  |               |     |
| T Howard        | CB |         | 3 5%    | 13            | 57% | H Bates         | LB |         | 11 15%  | 18            | 78% |
| D Alexander     | LB |         |         | 14            | 61% | G Toler         | CB |         | 9 12%   | 7             | 30% |
| D Jones         | FS |         |         | 14            | 61% | R Kerrigan      | LB |         | 8 11%   |               |     |
| G Atkinson      | RB |         |         | 13            | 57% | M Ioannidis     | DT |         | 7 10%   | 5             | 22% |
| C Parkey        | K  |         |         | 8             | 35% | T Garvin        | LB |         | 3 4%    | 14            | 61% |
| M Burley        | CB |         |         | 7             | 30% | M Spaight       | LB |         | 2 3%    | 10            | 43% |
| B Colquitt      | P  |         |         | 5             | 22% | D Everett       | FS |         |         | 14            | 61% |
| C Hughlett      | LS |         |         | 5             | 22% | D Hopkins       | K  |         |         | 11            | 48% |
| A Bailey        | G  |         |         | 4             | 17% | T Way           | P  |         |         | 8             | 35% |
|                 |    |         |         |               |     | N Sundberg      | LS |         |         | 8             | 35% |





# National Football League Game Summary

NFL Copyright © 2016 by The National Football League. All rights reserved. This summary and play-by-play is for the express purpose of assisting media in their coverage of the game; any other use of this material is prohibited without the written permission of the National Football League. Updated: 1/7/2017

Date: Sunday, 10/9/2016

## Washington Redskins at Baltimore Ravens

Start Time: 1:03 PM EDT

at M & T Bank Stadium, Baltimore, Md.

### Game Day Weather

Game Weather: Partly Cloudy  
Played Outdoor on Turf: Natural

Temp: 62° F (16.7° C) Humidity: 53%, Wind: NNW 16 mph  
Outdoor Weather: Sunny, Wind Chill: n/a

### Officials

Referee: Torbert, Ronald (62)      Umpire: King, Paul (121)      Head Linesman: Howey, Jim (37)  
Line Judge: Steinkerchner, Mark (84)      Side Judge: Gautreaux, Greg (80)      Field Judge: Santi, Aaron (50)  
Back Judge: Yette, Greg (38)      Replay Official: Spyskma, Bill ( )

### Lineups

| Washington Redskins |            |         | Baltimore Ravens |       |            |         |             |
|---------------------|------------|---------|------------------|-------|------------|---------|-------------|
| Offense             |            | Defense | Offense          |       | Defense    |         |             |
| WR 88               | P.Garcon   | LDE 99  | R.Jean Francois  | WR 89 | S.Smith    | DT 99   | T.Jernigan  |
| LT 71               | T.Williams | NT 90   | E.Hood           | LT 72 | A.Lewis    | NT 98   | B.Williams  |
| LG 77               | S.Lauvao   | RDE 92  | C.Baker          | LG 64 | J.Urschel  | DE 93   | L.Guy       |
| C 61                | S.Long     | SLB 94  | P.Smith          | OC 53 | J.Zuttah   | RUSH 55 | T.Suggs     |
| RG 75               | B.Scherff  | MLB 51  | W.Compton        | RG 73 | M.Yanda    | ILB 57  | C.Mosley    |
| RT 76               | M.Moses    | MLB 54  | M.Foster         | RT 71 | R.Wagner   | ILB 54  | Z.Orr       |
| TE 86               | J.Reed     | WLB 91  | R.Kerrigan       | TE 80 | C.Gillmore | SAM 50  | A.McClellan |
| TE 85               | V.Davis    | CB 47   | Q.Dunbar         | WR 17 | M.Wallace  | LCB 27  | S.Price     |
| WR 11               | D.Jackson  | CB 24   | J.Norman         | FB 44 | K.Juszczyk | SS 32   | E.Weddle    |
| QB 8                | K.Cousins  | FS 41   | W.Blackmon       | RB 28 | T.West     | FS 21   | L.Webb      |
| RB 31               | M.Jones    | SS 29   | D.Ihenacho       | QB 5  | J.Flacco   | RCB 22  | J.Smith     |

### Substitutions

K 3 D.Hopkins, P 5 T.Way, WR 14 R.Grant, WR 19 R.Ross, CB 20 G.Toler, S 22 D.Everett, RB 25 C.Thompson, RB 32 R.Kelley, CB 38 K.Fuller, FS 39 D.Whitner, DB 45 J.Evans, LB 50 M.Spaight, LB 52 T.Garvin, C 56 J.Sullivan, LS 57 N.Sundberg, DL 73 C.Jenkins, T 79 T.Nsekhe, WR 80 J.Crowder, TE 84 N.Paul, LB/DE 93 T.Murphy, LB 96 H.Bates, DE 98 M.Ioannidis

### Substitutions

P 4 S.Koch, K 9 J.Tucker, WR 11 K.Aiken, WR 14 D.Hester, WR 18 B.Perriman, FS 23 K.Lewis, CB 26 J.Powers, RB 30 K.Dixon, DB 31 W.Davis, DB 36 T.Young, RB 37 J.Allen, DB 41 A.Levine, LS 46 M.Cox, LB 56 C.Carter, OLB 58 E.Dumervil, C 66 R.Jensen, T 74 J.Hurst, DT 78 M.Pierce, WR 83 D.Brown, TE 84 D.Waller, TE 88 D.Pitta, LB 90 Z.Smith, DE 96 B.Urban

### Did Not Play

QB 16 C.McCoy, G 74 A.Kouandjio

### Did Not Play

QB 15 R.Mallett

### Not Active

QB 2 N.Sudfeld, WR 18 J.Doctson, CB 26 B.Breeland, CB 35 D.Phillips, S 36 S.Cravens, T 60 V.Painter, DE 72 A.Lanier

### Not Active

WR 10 C.Moore, DB 24 S.Wright, DB 42 M.Huff, LB 51 K.Corrae, DT 69 W.Henry, T 79 R.Stanley, LB 91 M.Judon

### Field Goals (made ( ) & missed)

| Team                | Player    | Attempts  | 1 | 2 | 3  | 4 | OT | Total |
|---------------------|-----------|-----------|---|---|----|---|----|-------|
| Washington Redskins | D.Hopkins | 56SH (27) | 6 | 0 | 10 | 0 | 0  | 16    |
| Baltimore Ravens    | J.Tucker  | (31)      | 7 | 3 | 0  | 0 | 0  | 10    |

### Scoring Plays

| Team     | Qtr | Time  | Play Description (Extra Point) (Drive Info)                       | Visitor | Home |
|----------|-----|-------|---|---------|------|
| Ravens   | 1   | 10:13 | C.Gillmore 7 yd. pass from J.Flacco (J.Tucker kick) (9-75, 4:47)  | 0       | 7    |
| Redskins | 1   | 4:52  | J.Crowder 85 yd. punt return (kick failed, hlu)                   | 6       | 7    |
| Ravens   | 2   | 14:56 | J.Tucker 31 yd. Field Goal (12-71, 4:56)                          | 6       | 10   |
| Redskins | 3   | 8:28  | P.Garcon 21 yd. pass from K.Cousins (D.Hopkins kick) (3-50, 1:33) | 13      | 10   |
| Redskins | 3   | 0:14  | D.Hopkins 27 yd. Field Goal (11-72, 5:55)                         | 16      | 10   |

Paid Attendance: 71,318

Time: 3:08

Washington Redskins vs Baltimore Ravens  
10/9/2016 at M & T Bank Stadium

# Final Individual Statistics

## Washington Redskins

## Baltimore Ravens

| RUSHING    |     |     |      |    |    | RUSHING  |     |     |      |    |    |
|------------|-----|-----|------|----|----|----------|-----|-----|------|----|----|
|            | ATT | YDS | AVG  | LG | TD |          | ATT | YDS | AVG  | LG | TD |
| M.Jones    | 14  | 31  | 2.2  | 12 | 0  | T.West   | 11  | 95  | 8.6  | 35 | 0  |
| R.Kelley   | 3   | 18  | 6.0  | 16 | 0  | J.Allen  | 4   | 18  | 4.5  | 7  | 0  |
| C.Thompson | 2   | 12  | 6.0  | 9  | 0  | J.Flacco | 1   | 6   | 6.0  | 6  | 0  |
| K.Cousins  | 1   | -1  | -1.0 | -1 | 0  | K.Dixon  | 3   | -1  | -0.3 | 1  | 0  |
| Total      | 20  | 60  | 3.0  | 16 | 0  | Total    | 19  | 118 | 6.2  | 35 | 0  |

| PASSING   |     |     |     |       |    |    |    |      | PASSING  |     |     |     |       |    |    |    |      |
|-----------|-----|-----|-----|-------|----|----|----|------|----------|-----|-----|-----|-------|----|----|----|------|
|           | ATT | CMP | YDS | SK/YD | TD | LG | IN | RT   |          | ATT | CMP | YDS | SK/YD | TD | LG | IN | RT   |
| K.Cousins | 41  | 29  | 260 | 1/10  | 1  | 27 | 1  | 85.4 | J.Flacco | 46  | 30  | 210 | 3/22  | 1  | 15 | 0  | 82.7 |
| Total     | 41  | 29  | 260 | 1/10  | 1  | 27 | 1  | 85.4 | J.Tucker | 1   | 0   | 0   | 0/0   | 0  | 0  | 0  | 39.6 |
| Total     |     |     |     |       |    |    |    |      | Total    | 47  | 30  | 210 | 3/22  | 1  | 15 | 0  | 81.0 |

| PASS RECEIVING |     |     |     |      |    |    |            | PASS RECEIVING |     |     |      |    |    |  |  |
|----------------|-----|-----|-----|------|----|----|------------|----------------|-----|-----|------|----|----|--|--|
|                | TAR | REC | YDS | AVG  | LG | TD |            | TAR            | REC | YDS | AVG  | LG | TD |  |  |
| J.Reed         | 11  | 8   | 53  | 6.6  | 16 | 0  | M.Wallace  | 11             | 7   | 63  | 9.0  | 13 | 0  |  |  |
| P.Garcon       | 7   | 5   | 56  | 11.2 | 21 | 1  | D.Pitta    | 8              | 7   | 59  | 8.4  | 14 | 0  |  |  |
| C.Thompson     | 4   | 4   | 33  | 8.3  | 10 | 0  | C.Gillmore | 7              | 4   | 28  | 7.0  | 15 | 1  |  |  |
| D.Jackson      | 7   | 3   | 35  | 11.7 | 27 | 0  | S.Smith    | 3              | 3   | 29  | 9.7  | 15 | 0  |  |  |
| J.Crowder      | 3   | 3   | 35  | 11.7 | 23 | 0  | K.Juszczyk | 5              | 3   | 20  | 6.7  | 8  | 0  |  |  |
| V.Davis        | 4   | 3   | 15  | 5.0  | 6  | 0  | B.Perriman | 5              | 2   | 11  | 5.5  | 9  | 0  |  |  |
| M.Jones        | 2   | 2   | 25  | 12.5 | 13 | 0  | T.West     | 3              | 2   | -6  | -3.0 | -2 | 0  |  |  |
| R.Ross         | 1   | 1   | 8   | 8.0  | 8  | 0  | K.Dixon    | 1              | 1   | 6   | 6.0  | 6  | 0  |  |  |
| Total          | 39  | 29  | 260 | 9.0  | 27 | 1  | J.Allen    | 1              | 1   | 0   | 0.0  | 0  | 0  |  |  |
| Total          |     |     |     |      |    |    | K.Aiken    | 3              | 0   | 0   | 0.0  | 0  | 0  |  |  |
| Total          |     |     |     |      |    |    | Total      | 47             | 30  | 210 | 7.0  | 15 | 1  |  |  |

| INTERCEPTIONS |    |     |     |    |    |          | INTERCEPTIONS |     |      |    |    |  |  |
|---------------|----|-----|-----|----|----|----------|---------------|-----|------|----|----|--|--|
|               | NO | YDS | AVG | LG | TD |          | NO            | YDS | AVG  | LG | TD |  |  |
| Total         | 0  | 0   | 0   | 0  | 0  | C.Mosley | 1             | 12  | 12.0 | 12 | 0  |  |  |
| Total         |    |     |     |    |    | Total    | 1             | 12  | 12.0 | 12 | 0  |  |  |

| PUNTING |    |     |      |      |    |      |    | PUNTING |    |     |      |      |    |      |    |
|---------|----|-----|------|------|----|------|----|---------|----|-----|------|------|----|------|----|
|         | NO | YDS | AVG  | NET  | TB | IN20 | LG |         | NO | YDS | AVG  | NET  | TB | IN20 | LG |
| T.Way   | 6  | 253 | 42.2 | 35.5 | 2  | 2    | 61 | S.Koch  | 8  | 381 | 47.6 | 34.0 | 1  | 2    | 68 |
| Total   | 6  | 253 | 42.2 | 35.5 | 2  | 2    | 61 | Total   | 8  | 381 | 47.6 | 34.0 | 1  | 2    | 68 |

| PUNT RETURNS    |    |     |      |    |    |    |                 | PUNT RETURNS |     |     |    |    |    |  |  |
|-----------------|----|-----|------|----|----|----|-----------------|--------------|-----|-----|----|----|----|--|--|
|                 | NO | YDS | AVG  | FC | LG | TD |                 | NO           | YDS | AVG | FC | LG | TD |  |  |
| J.Crowder       | 2  | 89  | 44.5 | 1  | 85 | 1  | D.Hester        | 1            | 0   | 0.0 | 0  | 0  | 0  |  |  |
| [DOWNED]        | 2  | 0   | 0.0  | 0  | 0  | 0  | [DOWNED]        | 2            | 0   | 0.0 | 0  | 0  | 0  |  |  |
| [OUT OF BOUNDS] | 2  | 0   | 0.0  | 0  | 0  | 0  | [OUT OF BOUNDS] | 1            | 0   | 0.0 | 0  | 0  | 0  |  |  |
| [TOUCHBACK]     | 1  | 0   | 0.0  | 0  | 0  | 0  | [TOUCHBACK]     | 2            | 0   | 0.0 | 0  | 0  | 0  |  |  |
| Total           | 2  | 89  | 44.5 | 1  | 85 | 1  | Total           | 1            | 0   | 0.0 | 0  | 0  | 0  |  |  |

| KICKOFF RETURNS |    |     |      |    |    |    |             | KICKOFF RETURNS |     |      |    |    |    |  |  |
|-----------------|----|-----|------|----|----|----|-------------|-----------------|-----|------|----|----|----|--|--|
|                 | NO | YDS | AVG  | FC | LG | TD |             | NO              | YDS | AVG  | FC | LG | TD |  |  |
| W.Blackmon      | 1  | 45  | 45.0 | 0  | 45 | 0  | D.Hester    | 1               | 19  | 19.0 | 0  | 19 | 0  |  |  |
| [TOUCHBACK]     | 2  | 0   | 0.0  | 0  | 0  | 0  | [TOUCHBACK] | 3               | 0   | 0.0  | 0  | 0  | 0  |  |  |
| Total           | 1  | 45  | 45.0 | 0  | 45 | 0  | Total       | 1               | 19  | 19.0 | 0  | 19 | 0  |  |  |

### Washington Redskins

| FUMBLES   | FUM | LOST | OWN-REC | YDS | TD | FORCED | OPP-REC | YDS | TD | OUT-BDS |
|-----------|-----|------|---------|-----|----|--------|---------|-----|----|---------|
| K.Cousins | 1   | 0    | 1       | 0   | 0  | 0      | 0       | 0   | 0  | 0       |
| M.Jones   | 1   | 1    | 0       | 0   | 0  | 0      | 0       | 0   | 0  | 0       |
| T.Nsekhe  | 0   | 0    | 0       | 0   | 0  | 1      | 0       | 0   | 0  | 0       |
| Total     | 2   | 1    | 1       | 0   | 0  | 1      | 0       | 0   | 0  | 0       |

### Baltimore Ravens

| FUMBLES  | FUM | LOST | OWN-REC | YDS | TD | FORCED | OPP-REC | YDS | TD | OUT-BDS |
|----------|-----|------|---------|-----|----|--------|---------|-----|----|---------|
| C.Mosley | 1   | 1    | 0       | 0   | 0  | 0      | 0       | 0   | 0  | 1       |
| Z.Orr    | 0   | 0    | 0       | 0   | 0  | 1      | 1       | 0   | 0  | 0       |
| Total    | 1   | 1    | 0       | 0   | 0  | 1      | 1       | 0   | 0  | 1       |

Washington Redskins vs Baltimore Ravens  
10/9/2016 at M & T Bank Stadium

## Final Team Statistics

|   | Visitor<br>Redskins | Home<br>Ravens |
|---|---------------------|----------------|
| TOTAL FIRST DOWNS                                 | 18                  | 18             |
| By Rushing  | 4                   | 5              |
| By Passing  | 12                  | 12             |
| By Penalty  | 2                   | 1              |
| THIRD DOWN EFFICIENCY                             | 3-12-25%            | 3-15-20%       |
| FOURTH DOWN EFFICIENCY                            | 1-2-50%             | 1-3-33%        |
| TOTAL NET YARDS                                   | 310                 | 306            |
| Total Offensive Plays (inc. times thrown passing) | 62                  | 69             |
| Average gain per offensive play                   | 5.0                 | 4.4            |
| NET YARDS RUSHING                                 | 60                  | 118            |
| Total Rushing Plays                               | 20                  | 19             |
| Average gain per rushing play                     | 3.0                 | 6.2            |
| Tackles for a loss-number and yards               | 3-4                 | 3-5            |
| NET YARDS PASSING                                 | 250                 | 188            |
| Times thrown - yards lost attempting to pass      | 1-10                | 3-22           |
| Gross yards passing                               | 260                 | 210            |
| PASS ATTEMPTS-COMPLETIONS-HAD INTERCEPTED         | 41-29-1             | 47-30-0        |
| Avg gain per pass play (inc.# thrown passing)     | 6.0                 | 3.8            |
| KICKOFFS Number-In End Zone-Touchbacks            | 4-4-3               | 3-2-2          |
| PUNTS Number and Average                          | 6-42.2              | 8-47.6         |
| Had Blocked                                       | 0                   | 0              |
| FGs - PATs Had Blocked                            | 0-0                 | 0-0            |
| Net Punting Average                               | 35.5                | 34.0           |
| TOTAL RETURN YARDAGE (Not Including Kickoffs)     | 89                  | 12             |
| No. and Yards Punt Returns                        | 2-89                | 1-0            |
| No. and Yards Kickoff Returns                     | 1-45                | 1-19           |
| No. and Yards Interception Returns                | 0-0                 | 1-12           |
| PENALTIES Number and Yards                        | 4-46                | 9-65           |
| FUMBLES Number and Lost                           | 2-1                 | 1-1            |
| TOUCHDOWNS  | 2                   | 1              |
| Rushing   | 0                   | 0              |
| Passing   | 1                   | 1              |
| Punt Returns                                      | 1                   | 0              |
| EXTRA POINTS Made-Attempts                        | 1-2                 | 1-1            |
| Kicking Made-Attempts                             | 1-2                 | 1-1            |
| FIELD GOALS Made-Attempts                         | 1-2                 | 1-1            |
| RED ZONE EFFICIENCY                               | 0-1-0%              | 1-3-33%        |
| GOAL TO GO EFFICIENCY                             | 0-0-0%              | 1-1-100%       |
| SAFETIES  | 0                   | 0              |
| FINAL SCORE                                       | 16                  | 10             |
| TIME OF POSSESSION                                | 29:35               | 30:25          |

## Ball Possession And Drive Chart

### Washington Redskins

| #  | Time Recd | Time Lost | Time Poss | How Ball Obtained | Drive Began | # Play | Yds Gain | Yds Pen | Net Yds | 1st Down | Last Scrm | How Given Up |
|----|-----------|-----------|-----------|-------------------|-------------|--------|----------|---------|---------|----------|-----------|--------------|
| 1  | 10:13     | 8:16      | 1:57      | Kickoff           | WAS 25      | 4      | 21       | 0       | 21      | 1        | WAS 46    | Punt         |
| 2  | 14:56     | 10:54     | 4:02      | Kickoff           | BLT 48      | 7      | 3        | 5       | 8       | 1        | BLT 40    | Punt         |
| 3  | 7:48      | 6:31      | 1:17      | Punt              | WAS 6       | 3      | 9        | 0       | 9       | 1        | WAS 17    | Fumble       |
| 4  | 4:28      | 1:21      | 3:07      | Downs             | WAS 17      | 9      | 43       | 20      | 63      | 3        | BLT 20    | Downs        |
| 5  | 0:44      | 0:01      | 0:43      | Punt              | WAS 29      | 7      | 33       | 0       | 33      | 2        | BLT 38    | Missed FG    |
| 6  | 15:00     | 12:37     | 2:23      | Kickoff           | WAS 25      | 4      | 14       | 0       | 14      | 1        | WAS 39    | Punt         |
| 7  | 10:01     | 8:28      | 1:33      | Punt              | WAS 50      | 3      | 50       | 0       | 50      | 2        | BLT 21    | Touchdown    |
| 8  | 6:58      | 6:09      | 0:49      | Punt              | WAS 1       | 2      | 2        | 0       | 2       | 0        | WAS 3     | Interception |
| 9  | 6:09      | 0:14      | 5:55      | Fumble            | WAS 20      | 11     | 72       | 0       | 72      | 5        | * BLT 8   | Field Goal   |
| 10 | 13:35     | 10:45     | 2:50      | Punt              | WAS 20      | 5      | 36       | 5       | 41      | 1        | BLT 39    | Punt         |
| 11 | 9:18      | 7:34      | 1:44      | Punt              | WAS 37      | 3      | 9        | 0       | 9       | 0        | WAS 46    | Punt         |
| 12 | 5:34      | 2:33      | 3:01      | Punt              | WAS 11      | 5      | 19       | -5      | 14      | 1        | WAS 25    | Punt         |
| 13 | 0:14      | 0:00      | 0:14      | Downs             | WAS 21      | 1      | -1       | 0       | -1      | 0        | WAS 21    | End of Game  |

(314) Average WAS 24

### Baltimore Ravens

| #  | Time Recd | Time Lost | Time Poss | How Ball Obtained | Drive Began | # Play | Yds Gain | Yds Pen | Net Yds | 1st Down | Last Scrm | How Given Up |
|----|-----------|-----------|-----------|-------------------|-------------|--------|----------|---------|---------|----------|-----------|--------------|
| 1  | 15:00     | 10:13     | 4:47      | Kickoff           | BLT 25      | 9      | 75       | 0       | 75      | 4        | * WAS 7   | Touchdown    |
| 2  | 8:16      | 4:52      | 3:24      | Punt              | BLT 29      | 4      | 21       | -10     | 11      | 1        | BLT 40    | Punt         |
| 3  | 4:52      | 14:56     | 4:56      | Kickoff           | BLT 16      | 12     | 50       | 21      | 71      | 4        | * WAS 13  | Field Goal   |
| 4  | 10:54     | 7:48      | 3:06      | Punt              | BLT 20      | 6      | 34       | 0       | 34      | 2        | WAS 46    | Punt         |
| 5  | 6:31      | 4:28      | 2:03      | Fumble            | WAS 15      | 4      | -2       | 0       | -2      | 0        | * WAS 17  | Downs        |
| 6  | 1:21      | 0:44      | 0:37      | Downs             | BLT 20      | 3      | 9        | 0       | 9       | 0        | BLT 29    | Punt         |
| 7  | 0:01      | 0:00      | 0:01      | Missed FG         | BLT 46      | 1      | -6       | 0       | -6      | 0        | BLT 46    | End of Half  |
| 8  | 12:37     | 10:01     | 2:36      | Punt              | BLT 20      | 3      | -1       | -5      | -6      | 0        | BLT 14    | Punt         |
| 9  | 8:28      | 6:58      | 1:30      | Kickoff           | BLT 25      | 3      | 6        | 0       | 6       | 0        | BLT 31    | Punt         |
| 10 | 0:14      | 13:35     | 1:39      | Kickoff           | BLT 25      | 4      | 31       | 0       | 31      | 1        | WAS 44    | Punt         |
| 11 | 10:45     | 9:18      | 1:27      | Punt              | BLT 5       | 3      | 6        | 0       | 6       | 0        | BLT 11    | Punt         |
| 12 | 7:34      | 5:34      | 2:00      | Punt              | BLT 8       | 4      | 21       | 0       | 21      | 1        | BLT 29    | Punt         |
| 13 | 2:33      | 0:14      | 2:19      | Punt              | BLT 17      | 14     | 62       | 0       | 62      | 5        | WAS 21    | Downs        |

(341) Average BLT 26

\* inside opponent's 20

### Time of Possession by Quarter

|                             | 1st   | 2nd  | 3rd   | 4th  | OT | Total |
|-----------------------------|-------|------|-------|------|----|-------|
| Visitor Washington Redskins | 1:57  | 9:09 | 10:40 | 7:49 |    | 29:35 |
| Home Baltimore Ravens       | 13:03 | 5:51 | 4:20  | 7:11 |    | 30:25 |

### Kickoff Drive No.-Start Average

Redskins: 3 - WAS 34

Ravens: 4 - BLT 23









## First Quarter

10/9/2016

## Play By Play

WAS wins the coin toss and elects to defer. BLT elects to Receive, and WAS elects to defend the west goal.

D.Hopkins kicks 65 yards from WAS 35 to end zone, Touchback.

Baltimore Ravens at 15:00

|                    |   |    |
|--------------------|---|----|
| 1-10-BLT 25        | (15:00) T.West right guard to BLT 29 for 4 yards (D.Ihenacho).                                |    |
| 2-6-BLT 29         | (14:24) (No Huddle) J.Flacco pass short right to M.Wallace to BLT 36 for 7 yards (W.Compton). | P1 |
| <u>1-10-BLT 36</u> | (13:48) J.Allen left guard to BLT 43 for 7 yards (Q.Dunbar).                                  |    |
| 2-3-BLT 43         | (13:18) (No Huddle) J.Allen left guard to BLT 45 for 2 yards (D.Ihenacho).                    |    |
| 3-1-BLT 45         | (12:48) T.West left guard pushed ob at WAS 20 for 35 yards (W.Blackmon).                      | R2 |
| <u>1-10-WAS 20</u> | (12:14) K.Dixon right guard to WAS 19 for 1 yard (R.Jean Francois).                           |    |
| 2-9-WAS 19         | (11:37) J.Flacco pass short left to K.Dixon to WAS 13 for 6 yards (K.Fuller).                 |    |
| 3-3-WAS 13         | (10:55) J.Flacco pass short left to M.Wallace to WAS 7 for 6 yards (Q.Dunbar).                | P3 |
| <u>1-7-WAS 7</u>   | (10:19) J.Flacco pass short middle to C.Gillmore for 7 yards, TOUCHDOWN.                      | P4 |
|                    | J.Tucker extra point is GOOD, Center-M.Cox, Holder-S.Koch.                                    |    |

WAS 0 BLT 7, 9 plays, 75 yards, 4:47 drive, 4:47 elapsed

J.Tucker kicks 65 yards from BLT 35 to end zone, Touchback.

Washington Redskins at 10:13

|                    |  |    |
|--------------------|--|----|
| 1-10-WAS 25        | (10:13) K.Cousins pass short middle to M.Jones to WAS 37 for 12 yards (Z.Orr).                     | P1 |
| <u>1-10-WAS 37</u> | (9:37) M.Jones right guard to WAS 40 for 3 yards (L.Guy; T.Jernigan).                              |    |
| 2-7-WAS 40         | (9:01) K.Cousins pass short left to P.Garcon to WAS 46 for 6 yards (J.Smith).                      |    |
| 3-1-WAS 46         | (8:31) K.Cousins pass incomplete deep middle to J.Reed.  |    |
| 4-1-WAS 46         | (8:25) (Punt formation) T.Way punts 25 yards to BLT 29, Center-N.Sundberg, downed by WAS-T.Garvin. |    |

Baltimore Ravens at 8:16

|                    |   |    |
|--------------------|---|----|
| 1-10-BLT 29        | (8:16) J.Flacco pass short middle to S.Smith to BLT 44 for 15 yards (Q.Dunbar).                           | P5 |
| <u>1-10-BLT 44</u> | (7:31) T.West right guard to BLT 46 for 2 yards (M.Ioannidis).  |    |
|                    | PENALTY on BLT-M.Wallace, Offensive Holding, 10 yards, enforced at BLT 44 - No Play.                      |    |
| 1-20-BLT 34        | (7:10) (Shotgun) J.Flacco pass short middle to J.Allen to BLT 34 for no gain (M.Foster).                  |    |
| 2-20-BLT 34        | (6:27) (Shotgun) K.Dixon right guard to BLT 33 for -1 yards (T.Murphy).                                   |    |
| 3-21-BLT 33        | (5:47) (Shotgun) J.Flacco pass short middle to S.Smith to BLT 40 for 7 yards (K.Fuller).                  |    |
| 4-14-BLT 40        | (5:11) (Punt formation) S.Koch punts 45 yards to WAS 15, Center-M.Cox. J.Crowder for 85 yards, TOUCHDOWN. |    |

Washington Redskins at 4:52

D.Hopkins extra point is No Good, Hit Left Upright, Center-N.Sundberg, Holder-T.Way.

WAS 6 BLT 7, 0 plays, 85 yards, 0:00 drive, 10:08 elapsed

D.Hopkins kicks 68 yards from WAS 35 to BLT -3. D.Hester to BLT 16 for 19 yards (H.Bates).

Baltimore Ravens at 4:52, (1st play from scrimmage 4:47)

|                    |  |    |
|--------------------|--|----|
| 1-10-BLT 16        | (4:47) T.West up the middle to BLT 28 for 12 yards (D.Ihenacho).   | R6 |
| <u>1-10-BLT 28</u> | (4:09) J.Flacco pass short middle to D.Pitta to BLT 36 for 8 yards (W.Compton).  |    |
| 2-2-BLT 36         | (3:32) T.West right tackle to BLT 36 for no gain (M.Ioannidis).  |    |
| 3-2-BLT 36         | (2:52) (Shotgun) J.Flacco pass short left to S.Smith to BLT 43 for 7 yards (G.Toler).  | P7 |
|                    | Penalty on WAS-G.Toler, Defensive Pass Interference, declined.   |    |
| <u>1-10-BLT 43</u> | (2:28) (Shotgun) J.Flacco pass incomplete short right to C.Gillmore.   |    |
| 2-10-BLT 43        | (2:23) (Shotgun) J.Flacco pass incomplete short right to D.Pitta.  |    |
| 3-10-BLT 43        | (2:19) (No Huddle, Shotgun) J.Flacco pass incomplete deep middle to D.Pitta.   |    |
|                    | PENALTY on WAS-W.Compton, Defensive Pass Interference, 26 yards, enforced at BLT 43 - No Play.                               | X8 |
| <u>1-10-WAS 31</u> | (2:14) J.Allen left tackle to WAS 25 for 6 yards (D.Ihenacho).   |    |
| 2-4-WAS 25         | (1:42) T.West up the middle to WAS 16 for 9 yards (D.Ihenacho).  | R9 |
| <u>1-10-WAS 16</u> | (1:06) K.Dixon right guard to WAS 17 for -1 yards (W.Compton).   |    |
| 2-11-WAS 17        | (:32) J.Flacco pass incomplete deep left to T.West.  |    |
| 3-11-WAS 17        | (:21) (Shotgun) J.Flacco pass short middle to B.Perriman to WAS 8 for 9 yards (J.Norman). Josh Norman (WAS) injured on play. |    |

Washington Redskins vs Baltimore Ravens at M & T Bank Stadium

END OF QUARTER

|                     | Score | Time Poss | First Downs |   |   |   | Efficiencies |        |
|---------------------|-------|-----------|-------------|---|---|---|--------------|--------|
|                     |       |           | R           | P | X | T | 3 Down       | 4 Down |
| Washington Redskins | 6     | 1:57      | 0           | 1 | 0 | 1 | 0/1          | 0/0    |
| Baltimore Ravens    | 7     | 13:03     | 3           | 5 | 1 | 9 | 3/5          | 0/0    |

# Second Quarter

10/9/2016

## Play By Play

Baltimore Ravens continued.

- 4-2-WAS 8 (15:00) (Shotgun) PENALTY on BLT-J.Flacco, Delay of Game, 5 yards, enforced at WAS 8 - No Play.
- 4-7-WAS 13 (15:00) J.Tucker 31 yard field goal is GOOD, Center-M.Cox, Holder-S.Koch.

WAS 6 BLT 10, 12 plays, 71 yards, 1 penalty, 4:56 drive, 0:04 elapsed

J.Tucker kicks 58 yards from BLT 35 to WAS 7. W.Blackmon to BLT 48 for 45 yards (K.Lewis).

Washington Redskins at 14:56, (1st play from scrimmage 14:46)

- 1-10-BLT 48 (14:46) (Shotgun) K.Cousins pass incomplete short right to D.Jackson.
- 2-10-BLT 48 (14:42) (Shotgun) C.Thompson right end to BLT 39 for 9 yards (L.Webb).  
Timeout #1 by WAS at 13:59. No. 79- Ty Nsekhe reports as eligible.
- 3-1-BLT 39 (13:59) (Shotgun) K.Cousins pass incomplete deep right to V.Davis [M.Pierce].
- 4-1-BLT 39 (13:54) M.Jones right guard to BLT 36 for 3 yards (C.Mosley).
- 1-10-BLT 36 (13:20) K.Cousins pass short right to J.Reed to BLT 30 for 6 yards (L.Webb).  
PENALTY on BLT-T.Suggs, Defensive Offside, 5 yards, enforced at BLT 36 - No Play.
- 1-5-BLT 31 (13:01) M.Jones left guard to BLT 29 for 2 yards (M.Pierce).
- 2-3-BLT 29 (12:25) M.Jones right end to BLT 30 for -1 yards (T.Jernigan).
- 3-4-BLT 30 (11:43) (Shotgun) K.Cousins sacked at BLT 40 for -10 yards (T.Suggs).
- 4-14-BLT 40 (11:03) (Punt formation) T.Way punts 40 yards to end zone, Center-N.Sundberg, Touchback.

R2

Baltimore Ravens at 10:54

- 1-10-BLT 20 (10:54) J.Flacco pass short middle to M.Wallace to BLT 33 for 13 yards (G.Toler).
- 1-10-BLT 33 (10:22) T.West right guard to BLT 36 for 3 yards (E.Hood; M.Ioannidis).
- 2-7-BLT 36 (9:46) J.Flacco pass short right to D.Pitta pushed ob at BLT 50 for 14 yards (M.Foster).
- 1-10-BLT 50 (9:19) J.Flacco pass incomplete deep right to B.Perriman.
- 2-10-BLT 50 (9:12) J.Flacco sacked at BLT 42 for -8 yards (E.Hood).
- 3-18-BLT 42 (8:31) (Shotgun) J.Flacco pass short middle to D.Pitta to WAS 46 for 12 yards (K.Fuller).
- 4-6-WAS 46 (7:56) S.Koch punts 40 yards to WAS 6, Center-M.Cox, downed by BLT-C.Mosley.

P10

P11

Washington Redskins at 7:48

- 1-10-WAS 6 (7:48) K.Cousins pass short right to J.Reed to WAS 7 for 1 yard (Z.Orr).
- 2-9-WAS 7 (7:07) (Shotgun) K.Cousins pass short left to P.Garcon pushed ob at WAS 17 for 10 yards (J.Smith).
- 1-10-WAS 17 (6:38) M.Jones up the middle to WAS 16 for -1 yards (Z.Orr). FUMBLES (Z.Orr), RECOVERED by BLT-Z.Orr at WAS 15. Z.Orr to WAS 15 for no gain (M.Jones).

P3

Baltimore Ravens at 6:31

- 1-10-WAS 15 (6:31) J.Flacco pass short middle to M.Wallace to WAS 12 for 3 yards (M.Foster).
- 2-7-WAS 12 (5:54) J.Flacco pass short left to T.West to WAS 14 for -2 yards (P.Smith).  
Timeout #1 by BLT at 05:11.
- 3-9-WAS 14 (5:11) (Shotgun) T.West right guard to WAS 17 for -3 yards (D.Ihenacho).
- 4-12-WAS 17 (4:34) (Field Goal formation) J.Tucker pass incomplete short middle to C.Gillmore (D.Ihenacho) [J.Norman]. Fake Field Goal.

Washington Redskins at 4:28

- 1-10-WAS 17 (4:28) K.Cousins pass short middle to V.Davis to WAS 23 for 6 yards (T.Suggs).
- 2-4-WAS 23 (4:07) (No Huddle) K.Cousins pass short right to V.Davis to WAS 26 for 3 yards (L.Webb).
- 3-1-WAS 26 (3:40) (No Huddle) K.Cousins pass short right to J.Reed pushed ob at WAS 42 for 16 yards (A.McClellan).
- 1-10-WAS 42 (3:15) K.Cousins pass incomplete short left to M.Jones (A.McClellan) [L.Guy].  
PENALTY on BLT-L.Guy, Roughing the Passer, 15 yards, enforced at WAS 42 - No Play.
- 1-10-BLT 43 (3:08) PENALTY on BLT-T.Jernigan, Neutral Zone Infraction, 5 yards, enforced at BLT 43 - No Play.
- 1-5-BLT 38 (3:08) K.Cousins pass incomplete short right.
- 2-5-BLT 38 (3:02) (Shotgun) K.Cousins pass short middle to J.Reed to BLT 29 for 9 yards (C.Mosley).
- 1-10-BLT 29 (2:26) M.Jones left end pushed ob at BLT 26 for 3 yards (J.Powers).

P4

X5

P6

Two-Minute Warning

- 2-7-BLT 26 (2:00) (Shotgun) K.Cousins pass short left to J.Reed to BLT 20 for 6 yards (L.Webb).
- 3-1-BLT 20 (1:32) (No Huddle, Shotgun) K.Cousins pass incomplete short left to P.Garcon.
- 4-1-BLT 20 (1:28) M.Jones up the middle to BLT 20 for no gain (M.Pierce).

Baltimore Ravens at 1:21

Washington Redskins vs Baltimore Ravens at M & T Bank Stadium

- 1-10-BLT 20 (1:21) (Shotgun) J.Flacco pass short middle to D.Pitta to BLT 29 for 9 yards (W.Compton).
- 2-1-BLT 29 (1:02) (No Huddle, Shotgun) J.Flacco pass incomplete short middle to K.Juszczyk.
- 3-1-BLT 29 (:58) (Shotgun) J.Flacco pass incomplete deep right to K.Aiken [T.Murphy].
- 4-1-BLT 29 (:53) S.Koch punts 42 yards to WAS 29, Center-M.Cox, out of bounds.

Washington Redskins at 0:44

- 1-10-WAS 29 (:44) (Shotgun) K.Cousins pass short right to J.Reed ran ob at WAS 35 for 6 yards.
- 2-4-WAS 35 (:40) (Shotgun) K.Cousins pass short middle to C.Thompson to WAS 42 for 7 yards (C.Mosley). P7
- Timeout #2 by WAS at 00:34.
- 1-10-WAS 42 (:34) (Shotgun) K.Cousins pass short middle to C.Thompson to WAS 50 for 8 yards (J.Powers).
- 2-2-WAS 50 (:20) (No Huddle) K.Cousins spiked the ball to stop the clock.
- 3-2-WAS 50 (:19) (Shotgun) K.Cousins pass short middle to C.Thompson pushed ob at BLT 42 for 8 yards (T.Young). P8
- 1-10-BLT 42 (:12) (Shotgun) K.Cousins pass short right to J.Reed to BLT 38 for 4 yards (L.Webb).
- Timeout #3 by WAS at 00:06.
- 2-6-BLT 38 (:06) (Field Goal formation) D.Hopkins 56 yard field goal is No Good, Short, Center-N.Sundberg, Holder-T.Way.
- Timeout #2 by BLT at 00:01.

Baltimore Ravens at 0:01

- 1-10-BLT 46 (:01) (Shotgun) J.Flacco sacked at BLT 40 for -6 yards (R.Kerrigan).

END OF QUARTER

|                     | Score | Time Poss | First Downs |   |   |   | Efficiencies |        |
|---------------------|-------|-----------|-------------|---|---|---|--------------|--------|
|                     |       |           | R           | P | X | T | 3 Down       | 4 Down |
| Washington Redskins | 6     | 9:09      | 1           | 5 | 1 | 7 | 2/5          | 1/2    |
| Baltimore Ravens    | 10    | 5:51      | 0           | 2 | 0 | 2 | 0/3          | 0/1    |

## Third Quarter

10/9/2016

## Play By Play

WAS elects to Receive, and BLT elects to defend the West goal.

J.Tucker kicks 65 yards from BLT 35 to end zone, Touchback.

Washington Redskins at 15:00

1-10-WAS 25 (15:00) (Shotgun) C.Thompson right tackle to WAS 28 for 3 yards (C.Mosley; E.Weddle).

2-7-WAS 28 (14:22) (Shotgun) K.Cousins pass incomplete deep left to P.Garcon.

PENALTY on BLT-J.Smith, Illegal Contact, 5 yards, enforced at WAS 28 - No Play.

X9

1-10-WAS 33 (14:16) R.Kelley up the middle to WAS 33 for no gain (B.Williams).

PENALTY on WAS, Illegal Shift, 5 yards, enforced at WAS 33 - No Play.

1-15-WAS 28 (13:57) (Shotgun) K.Cousins pass short middle to J.Reed to WAS 34 for 6 yards (C.Mosley). No. 76 - Morgan Moses (WAS) injured on play.

2-9-WAS 34 (13:25) (Shotgun) K.Cousins pass incomplete deep right to P.Garcon [T.Jernigan].

3-9-WAS 34 (13:19) (Shotgun) K.Cousins pass short right to J.Reed to WAS 39 for 5 yards (T.Young).

4-4-WAS 39 (12:45) (Punt formation) T.Way punts 61 yards to end zone, Center-N.Sundberg, Touchback.

Baltimore Ravens at 12:37

1-10-BLT 20 (12:37) T.West left guard to BLT 25 for 5 yards (W.Compton; D.Ihenacho).

2-5-BLT 25 (12:07) T.West left guard to BLT 29 for 4 yards (M.Foster).

PENALTY on BLT, Illegal Formation, 5 yards, enforced at BLT 25 - No Play.

2-10-BLT 20 (11:31) T.West left tackle to BLT 22 for 2 yards (W.Compton).

3-8-BLT 22 (10:51) (Shotgun) J.Flacco sacked at BLT 14 for -8 yards (sack split by T.Garvin and T.Murphy).

4-16-BLT 14 (10:09) (Punt formation) S.Koch punts 36 yards to WAS 50, Center-M.Cox, out of bounds.

Washington Redskins at 10:01

1-10-WAS 50 (10:01) K.Cousins pass short middle to J.Crowder to BLT 27 for 23 yards (E.Weddle; C.Mosley).

P10

1-10-BLT 27 (9:13) K.Cousins pass short middle to V.Davis to BLT 21 for 6 yards (A.McClellan).

2-4-BLT 21 (8:35) (Shotgun) K.Cousins pass deep left to P.Garcon for 21 yards, TOUCHDOWN.

P11

D.Hopkins extra point is GOOD, Center-N.Sundberg, Holder-T.Way.

WAS 13 BLT 10, 3 plays, 50 yards, 1:33 drive, 6:32 elapsed

D.Hopkins kicks 65 yards from WAS 35 to end zone, Touchback.

Baltimore Ravens at 8:28

1-10-BLT 25 (8:28) J.Flacco pass short left to T.West to BLT 21 for -4 yards (M.Foster) [T.Murphy].

2-14-BLT 21 (7:51) (Shotgun) J.Flacco pass incomplete short middle to M.Wallace.

3-14-BLT 21 (7:47) (Shotgun) J.Flacco pass short middle to M.Wallace to BLT 31 for 10 yards (Q.Dunbar).

4-4-BLT 31 (7:09) (Punt formation) S.Koch punts 68 yards to WAS 1, Center-M.Cox, downed by BLT-K.Aiken.

Washington Redskins at 6:58

1-10-WAS 1 (6:58) M.Jones left guard to WAS 3 for 2 yards (B.Urban).

2-8-WAS 3 (6:20) (Shotgun) K.Cousins pass short middle intended for J.Reed INTERCEPTED by C.Mosley at WAS 13. C.Mosley to WAS 1 for 12 yards (T.Nsekhe). FUMBLES (T.Nsekhe), ball out of bounds in End Zone, Touchback.  
Timeout #1 by BLT at 06:09.

Washington Redskins at 6:09

1-10-WAS 20 (6:09) M.Jones right guard to WAS 32 for 12 yards (L.Webb; E.Weddle).

R12

1-10-WAS 32 (5:36) R.Kelley left guard to WAS 48 for 16 yards (E.Weddle; A.McClellan).

R13

1-10-WAS 48 (4:54) K.Cousins pass short left to P.Garcon ran ob at BLT 42 for 10 yards.

P14

1-10-BLT 42 (4:23) K.Cousins pass short middle to M.Jones to BLT 29 for 13 yards (L.Webb).

P15

1-10-BLT 29 (3:41) M.Jones right guard to BLT 26 for 3 yards (E.Weddle).

2-7-BLT 26 (3:01) (Shotgun) R.Kelley left guard to BLT 23 for 3 yards (T.Jernigan).

3-4-BLT 23 (2:18) (Shotgun) K.Cousins pass short middle to P.Garcon to BLT 14 for 9 yards (J.Powers).

P16

1-10-BLT 14 (1:39) M.Jones right guard to BLT 13 for 1 yard (T.Jernigan; B.Williams).

2-9-BLT 13 (:53) (Shotgun) K.Cousins pass short right to J.Crowder ran ob at BLT 8 for 5 yards.

3-4-BLT 8 (:24) (Shotgun) K.Cousins pass incomplete short left to D.Jackson [E.Dumervil].

4-4-BLT 8 (:18) (Field Goal formation) D.Hopkins 27 yard field goal is GOOD, Center-N.Sundberg, Holder-T.Way.

WAS 16 BLT 10, 11 plays, 72 yards, 5:55 drive, 14:46 elapsed

D.Hopkins kicks 65 yards from WAS 35 to end zone, Touchback.

Baltimore Ravens at 0:14

Washington Redskins vs Baltimore Ravens at M & T Bank Stadium

1-10-BLT 25 (:14) T.West left guard to WAS 48 for 27 yards (Q.Dunbar).

END OF QUARTER

|                     | Score | Time Poss | First Downs |   |   |   | Efficiencies |        |
|---------------------|-------|-----------|-------------|---|---|---|--------------|--------|
|                     |       |           | R           | P | X | T | 3 Down       | 4 Down |
| Washington Redskins | 16    | 10:40     | 2           | 5 | 1 | 8 | 1/3          | 0/0    |
| Baltimore Ravens    | 10    | 4:20      | 1           | 0 | 0 | 1 | 0/2          | 0/0    |

## Fourth Quarter

10/9/2016

## Play By Play

Baltimore Ravens continued.

- 1-10-WAS 48 (15:00) J.Allen left guard to WAS 45 for 3 yards (G.Toler).  
 2-7-WAS 45 (14:27) T.West right tackle to WAS 44 for 1 yard (T.Murphy).  
 3-6-WAS 44 (13:50) (Shotgun) J.Flacco pass incomplete short middle to K.Aiken (C.Baker).  
 4-6-WAS 44 (13:43) (Punt formation) S.Koch punts 44 yards to end zone, Center-M.Cox, Touchback.

Washington Redskins at 13:35

- 1-10-WAS 20 (13:35) PENALTY on BLT-M.Pierce, Encroachment, 5 yards, enforced at WAS 20 - No Play.  
 1-5-WAS 25 (13:35) M.Jones right guard to WAS 25 for no gain (M.Pierce; T.Suggs).  
 2-5-WAS 25 (12:58) K.Cousins pass deep left to D.Jackson pushed ob at BLT 48 for 27 yards (L.Webb) [T.Suggs].  
1-10-BLT 48 (12:23) K.Cousins pass short middle to R.Ross to BLT 40 for 8 yards (A.McClellan).  
 2-2-BLT 40 (11:44) M.Jones left guard to BLT 39 for 1 yard (A.Levine).  
 3-1-BLT 39 (11:00) K.Cousins pass incomplete short right to J.Reed.  
 4-1-BLT 39 (10:55) (Punt formation) T.Way punts 34 yards to BLT 5, Center-N.Sundberg, out of bounds.

P17

Baltimore Ravens at 10:45

- 1-10-BLT 5 (10:45) J.Flacco pass short left to D.Pitta to BLT 5 for no gain (M.Foster).  
 2-10-BLT 5 (10:07) J.Flacco pass incomplete short left to C.Gillmore.  
 3-10-BLT 5 (10:00) (Shotgun) J.Flacco pass short left to D.Pitta to BLT 11 for 6 yards (W.Compton).  
 4-4-BLT 11 (9:23) (Punt formation) S.Koch punts 52 yards to WAS 37, Center-M.Cox, fair catch by J.Crowder.

Washington Redskins at 9:18

- 1-10-WAS 37 (9:18) R.Kelley right guard to WAS 36 for -1 yards (Z.Orr).  
 2-11-WAS 36 (8:40) (Shotgun) K.Cousins pass short middle to C.Thompson to WAS 46 for 10 yards (B.Urban; Z.Orr).  
 3-1-WAS 46 (7:56) (Shotgun) K.Cousins to WAS 41 for -5 yards. FUMBLES, and recovers at WAS 32. K.Cousins pass incomplete short left to D.Jackson. [41 -A.Levine].  
 4-1-WAS 46 (7:46) (Punt formation) T.Way punts 46 yards to BLT 8, Center-N.Sundberg, downed by WAS. #83 Daniel Brown deflected the punt

Baltimore Ravens at 7:34

- 1-10-BLT 8 (7:34) J.Flacco pass short right to C.Gillmore to BLT 23 for 15 yards (D.Ihenacho).  
1-10-BLT 23 (6:59) J.Flacco pass short right to C.Gillmore to BLT 20 for -3 yards (W.Compton).  
 2-13-BLT 20 (6:24) (Shotgun) J.Flacco pass short middle to C.Gillmore to BLT 29 for 9 yards (W.Compton).  
 3-4-BLT 29 (5:48) (Shotgun) J.Flacco pass incomplete short left to M.Wallace.  
 4-4-BLT 29 (5:44) (Punt formation) S.Koch punts 54 yards to WAS 17, Center-M.Cox. J.Crowder to WAS 21 for 4 yards (K.Aiken).  
 PENALTY on WAS-R.Kelley, Illegal Block Above the Waist, 10 yards, enforced at WAS 21.

P13

Washington Redskins at 5:34

- 1-10-WAS 11 (5:34) (Shotgun) K.Cousins pass short right to D.Jackson to WAS 17 for 6 yards (T.Young).  
 2-4-WAS 17 (4:55) M.Jones right guard to WAS 21 for 4 yards (A.McClellan).  
1-10-WAS 21 (4:11) K.Cousins pass short left to D.Jackson to WAS 23 for 2 yards (J.Smith).  
 2-8-WAS 23 (3:33) (Shotgun) K.Cousins pass short right to J.Crowder to WAS 30 for 7 yards (J.Powers).  
 Timeout #1 by WAS at 02:50.  
 3-1-WAS 30 (2:50) PENALTY on WAS-J.Crowder, False Start, 5 yards, enforced at WAS 30 - No Play.  
 3-6-WAS 25 (2:50) (Shotgun) K.Cousins pass incomplete deep right to D.Jackson.  
 4-6-WAS 25 (2:45) (Punt formation) T.Way punts 47 yards to BLT 28, Center-N.Sundberg. D.Hester to BLT 44 for 16 yards (D.Everett).  
 PENALTY on BLT-A.Levine, Illegal Block Above the Waist, 10 yards, enforced at BLT 27.

R18

Baltimore Ravens at 2:33

- 1-10-BLT 17 (2:33) (Shotgun) J.Flacco pass incomplete short middle to K.Juszczyk [C.Baker].  
 2-10-BLT 17 (2:27) (Shotgun) J.Flacco pass short middle to K.Juszczyk to BLT 25 for 8 yards (T.Garvin).  
 3-2-BLT 25 (2:07) (Shotgun) J.Flacco pass incomplete short left to M.Wallace.  
 4-2-BLT 25 (2:02) (Shotgun) J.Flacco scrambles left end pushed ob at BLT 31 for 6 yards (G.Toler).

R14

Two-Minute Warning

- 1-10-BLT 31 (1:55) (Shotgun) J.Flacco pass short middle to K.Juszczyk to BLT 37 for 6 yards (M.Foster).  
 2-4-BLT 37 (1:37) (No Huddle, Shotgun) J.Flacco pass short left to K.Juszczyk to BLT 43 for 6 yards (W.Blackmon).  
1-10-BLT 43 (1:15) (No Huddle, Shotgun) J.Flacco pass short middle to D.Pitta to WAS 47 for 10 yards (M.Foster).  
 Timeout #2 by BLT at 01:12.

P15

P16

Washington Redskins vs Baltimore Ravens at M & T Bank Stadium

- 1-10-WAS 47 (1:12) (Shotgun) J.Flacco pass incomplete deep right to B.Perriman. P17
- 2-10-WAS 47 (1:08) (Shotgun) J.Flacco pass short middle to M.Wallace to WAS 34 for 13 yards (D.Ihenacho). P18
- 1-10-WAS 34 (:48) (No Huddle, Shotgun) J.Flacco pass short right to M.Wallace ran ob at WAS 23 for 11 yards.  
The Replay Official reviewed the pass completion ruling, and the play was Upheld. The ruling on the field stands.
- 1-10-WAS 23 (:39) (Shotgun) J.Flacco pass deep right to B.Perriman for 23 yards, TOUCHDOWN.  
The Replay Official reviewed the pass completion ruling, and the play was REVERSED.
- (Shotgun) J.Flacco pass incomplete deep right to B.Perriman.
- 2-10-WAS 23 (:33) (Shotgun) J.Flacco pass short left to B.Perriman ran ob at WAS 21 for 2 yards.
- 3-8-WAS 21 (:27) (Shotgun) J.Flacco pass incomplete deep right to K.Aiken (K.Fuller).  
Timeout #3 by BLT at 00:20.
- 4-8-WAS 21 (:20) (Shotgun) J.Flacco pass incomplete short middle to M.Wallace [P.Smith]. Mike Wallace (BLT) injured on play.

Washington Redskins at 0:14

- 1-10-WAS 21 (:14) K.Cousins kneels to WAS 20 for -1 yards.

END OF QUARTER

|                     | Score | Time Poss | First Downs |   |   |   | Efficiencies |        |
|---------------------|-------|-----------|-------------|---|---|---|--------------|--------|
|                     |       |           | R           | P | X | T | 3 Down       | 4 Down |
| Washington Redskins | 16    | 7:49      | 1           | 1 | 0 | 2 | 0/3          | 0/0    |
| Baltimore Ravens    | 10    | 7:11      | 1           | 5 | 0 | 6 | 0/5          | 1/2    |



# Miscellaneous Statistics Report

Washington Redskins vs Baltimore Ravens  
10/9/2016 at M & T Bank Stadium

## Ten Longest Plays for Washington Redskins

| Yards | Qtr | Play Start  | Play Description  |
|-------|-----|-------------|---|
| 27    | 4   | 2-5-WAS 25  | (12:58) K.Cousins pass deep left to D.Jackson pushed ob at BLT 48 for 27 yards (L.Webb) [T.Suggs].      |
| 23    | 3   | 1-10-WAS 50 | (10:01) K.Cousins pass short middle to J.Crowder to BLT 27 for 23 yards (E.Weddle; C.Mosley).           |
| 21    | 3   | 2-4-BLT 21  | (8:35) (Shotgun) K.Cousins pass deep left to P.Garcon for 21 yards, TOUCHDOWN.                          |
| 16    | 2   | 3-1-WAS 26  | (3:40) (No Huddle) K.Cousins pass short right to J.Reed pushed ob at WAS 42 for 16 yards (A.McClellan). |
| 16    | 3   | 1-10-WAS 32 | (5:36) R.Kelley left guard to WAS 48 for 16 yards (E.Weddle; A.McClellan).                              |
| 13    | 3   | 1-10-BLT 42 | (4:23) K.Cousins pass short middle to M.Jones to BLT 29 for 13 yards (L.Webb).                          |
| 12    | 1   | 1-10-WAS 25 | (10:13) K.Cousins pass short middle to M.Jones to WAS 37 for 12 yards (Z.Orr).                          |
| 12    | 3   | 1-10-WAS 20 | (6:09) M.Jones right guard to WAS 32 for 12 yards (L.Webb; E.Weddle).                                   |
| 10    | 2   | 2-9-WAS 7   | (7:07) (Shotgun) K.Cousins pass short left to P.Garcon pushed ob at WAS 17 for 10 yards (J.Smith).      |
| 10    | 3   | 1-10-WAS 48 | (4:54) K.Cousins pass short left to P.Garcon ran ob at BLT 42 for 10 yards.                             |

## Ten Longest Plays for Baltimore Ravens

| Yards | Qtr | Play Start  | Play Description   |
|-------|-----|-------------|--|
| 35    | 1   | 3-1-BLT 45  | (12:48) T.West left guard pushed ob at WAS 20 for 35 yards (W.Blackmon).                         |
| 27    | 3   | 1-10-BLT 25 | (:14) T.West left guard to WAS 48 for 27 yards (Q.Dunbar).                                       |
| 15    | 1   | 1-10-BLT 29 | (8:16) J.Flacco pass short middle to S.Smith to BLT 44 for 15 yards (Q.Dunbar).                  |
| 15    | 4   | 1-10-BLT 8  | (7:34) J.Flacco pass short right to C.Gillmore to BLT 23 for 15 yards (D.Ihenacho).              |
| 14    | 2   | 2-7-BLT 36  | (9:46) J.Flacco pass short right to D.Pitta pushed ob at BLT 50 for 14 yards (M.Foster).         |
| 13    | 2   | 1-10-BLT 20 | (10:54) J.Flacco pass short middle to M.Wallace to BLT 33 for 13 yards (G.Toler).                |
| 13    | 4   | 2-10-WAS 47 | (1:08) (Shotgun) J.Flacco pass short middle to M.Wallace to WAS 34 for 13 yards (D.Ihenacho).    |
| 12    | 1   | 1-10-BLT 16 | (4:47) T.West up the middle to BLT 28 for 12 yards (D.Ihenacho).                                 |
| 12    | 2   | 3-18-BLT 42 | (8:31) (Shotgun) J.Flacco pass short middle to D.Pitta to WAS 46 for 12 yards (K.Fuller).        |
| 11    | 4   | 1-10-WAS 34 | (:48) (No Huddle, Shotgun) J.Flacco pass short right to M.Wallace ran ob at WAS 23 for 11 yards. |

## Touchdown Scoring Information

|                |                     | Offense | Defense | Special Teams |
|----------------|---------------------|---------|---------|---------------|
| <b>VISITOR</b> | Washington Redskins | 1       | 0       | 1             |
| <b>HOME</b>    | Baltimore Ravens    | 1       | 0       | 0             |

## Player Scoring Information

| Club | Player     | TD | Rush TD | Rec TD | KO TD | Punt TD | Int TD | Fum TD | Misc TD | FG | XP | 2Pt Rush | 2Pt Rec | Sfty | Points |
|------|------------|----|---------|--------|-------|---------|--------|--------|---------|----|----|----------|---------|------|--------|
| WAS  | P.Garcon   | 0  | 0       | 1      | 0     | 0       | 0      | 0      | 0       | 0  | 0  | 0        | 0       | 0    | 6      |
| WAS  | J.Crowder  | 0  | 0       | 0      | 0     | 1       | 0      | 0      | 0       | 0  | 0  | 0        | 0       | 0    | 6      |
| WAS  | D.Hopkins  | 0  | 0       | 0      | 0     | 0       | 0      | 0      | 0       | 1  | 1  | 0        | 0       | 0    | 4      |
| BLT  | C.Gillmore | 0  | 0       | 1      | 0     | 0       | 0      | 0      | 0       | 0  | 0  | 0        | 0       | 0    | 6      |
| BLT  | J.Tucker   | 0  | 0       | 0      | 0     | 0       | 0      | 0      | 0       | 1  | 1  | 0        | 0       | 0    | 4      |

## Possession Detail

|                             | First Half |       | Second Half |      | Game    |       |
|-----------------------------|------------|-------|-------------|------|---------|-------|
|                             | Visitor    | Home  | Visitor     | Home | Visitor | Home  |
| Largest Lead                | 0          | 7     | 6           | 0    | 6       | 7     |
| Drives Leading              | 0          | 6     | 6           | 1    | 6       | 7     |
| Time of Possession Leading  | 0:00       | 14:07 | 14:33       | 2:36 | 14:33   | 16:43 |
| Largest Deficit             | -7         | 0     | 0           | -6   | -7      | -6    |
| Drives Trailing             | 5          | 0     | 2           | 5    | 7       | 5     |
| Time of Possession Trailing | 11:06      | 0:00  | 3:56        | 8:55 | 15:02   | 8:55  |
| Times Score Tied Up         |            | 0     |             | 0    |         | 0     |
| Lead Changes                |            | 1     |             | 1    |         | 2     |

# Playtime Percentage

Percent of playtime per player on offense, defense and special teams

| Washington Redskins |    |         |         |               |     | Baltimore Ravens |             |         |         |               |      |     |     |
|---------------------|----|---------|---------|---------------|-----|------------------|-------------|---------|---------|---------------|------|-----|-----|
|                     |    | Offense | Defense | Special Teams |     |                  |             | Offense | Defense | Special Teams |      |     |     |
| S Lauvao            | G  | 66      | 100%    | 4             | 14% | M Yanda          | G           | 71      | 100%    | 3             | 11%  |     |     |
| S Long              | G  | 66      | 100%    | 4             | 14% | J Urschel        | G           | 71      | 100%    | 3             | 11%  |     |     |
| B Scherff           | G  | 66      | 100%    | 4             | 14% | A Lewis          | T           | 71      | 100%    | 3             | 11%  |     |     |
| K Cousins           | QB | 66      | 100%    |               |     | J Flacco         | QB          | 71      | 100%    |               |      |     |     |
| T Williams          | T  | 66      | 100%    |               |     | J Zuttah         | C           | 71      | 100%    |               |      |     |     |
| J Reed              | TE | 60      | 91%     |               |     | M Wallace        | WR          | 61      | 86%     |               |      |     |     |
| D Jackson           | WR | 52      | 79%     |               |     | D Pitta          | TE          | 53      | 75%     | 4             | 14%  |     |     |
| P Garcon            | WR | 49      | 74%     |               |     | C Gillmore       | TE          | 48      | 68%     | 7             | 25%  |     |     |
| M Moses             | T  | 41      | 62%     | 2             | 7%  | K Juszczyk       | FB          | 42      | 59%     | 19            | 68%  |     |     |
| J Crowder           | WR | 37      | 56%     | 8             | 29% | K Aiken          | WR          | 40      | 56%     | 14            | 50%  |     |     |
| M Jones             | RB | 37      | 56%     |               |     | R Wagner         | T           | 39      | 55%     | 3             | 11%  |     |     |
| V Davis             | TE | 34      | 52%     |               |     | B Perriman       | WR          | 36      | 51%     |               |      |     |     |
| T Nsekhe            | T  | 26      | 39%     | 7             | 25% | R Jensen         | C           | 32      | 45%     | 7             | 25%  |     |     |
| C Thompson          | RB | 21      | 32%     | 3             | 11% | T West           | RB          | 30      | 42%     |               |      |     |     |
| N Paul              | TE | 13      | 20%     | 21            | 75% | D Waller         | TE          | 18      | 25%     | 21            | 75%  |     |     |
| R Grant             | WR | 13      | 20%     | 11            | 39% | S Smith          | WR          | 13      | 18%     |               |      |     |     |
| R Kelley            | RB | 8       | 12%     | 8             | 29% | J Allen          | RB          | 9       | 13%     | 6             | 21%  |     |     |
| R Ross              | WR | 5       | 8%      |               |     | K Dixon          | RB          | 4       | 6%      |               |      |     |     |
| W Blackmon          | FS |         | 71      | 100%          | 11  | 39%              | D Hester    | WR      | 1       | 1%            | 10   | 36% |     |
| D Ihenacho          | SS |         | 71      | 100%          | 7   | 25%              | Z Orr       | LB      |         | 66            | 100% | 15  | 54% |
| W Compton           | LB |         | 69      | 97%           | 9   | 32%              | E Weddle    | SS      |         | 66            | 100% | 3   | 11% |
| J Norman            | CB |         | 63      | 89%           | 2   | 7%               | J Smith     | CB      |         | 66            | 100% |     |     |
| M Foster            | LB |         | 57      | 80%           | 9   | 32%              | L Webb      | FS      |         | 66            | 100% |     |     |
| R Kerrigan          | LB |         | 55      | 77%           | 3   | 11%              | T Young     | CB      |         | 62            | 94%  | 10  | 36% |
| C Baker             | DE |         | 51      | 72%           |     |                  | T Suggs     | LB      |         | 54            | 82%  |     |     |
| P Smith             | LB |         | 48      | 68%           | 3   | 11%              | Z Smith     | LB      |         | 47            | 71%  | 7   | 25% |
| E Hood              | DE |         | 44      | 62%           | 4   | 14%              | B Williams  | NT      |         | 46            | 70%  | 6   | 21% |
| G Toler             | CB |         | 41      | 58%           | 13  | 46%              | C Mosley    | LB      |         | 42            | 64%  | 5   | 18% |
| T Murphy            | LB |         | 41      | 58%           | 8   | 29%              | T Jernigan  | DT      |         | 41            | 62%  |     |     |
| Q Dunbar            | CB |         | 38      | 54%           | 12  | 43%              | J Powers    | CB      |         | 35            | 53%  | 3   | 11% |
| K Fuller            | CB |         | 31      | 44%           | 9   | 32%              | A McClellan | LB      |         | 34            | 52%  | 15  | 54% |
| M Ioannidis         | DT |         | 29      | 41%           | 7   | 25%              | M Pierce    | NT      |         | 27            | 41%  |     |     |
| R Jean Francois     | DE |         | 29      | 41%           | 6   | 21%              | E Dumervil  | LB      |         | 25            | 38%  |     |     |
| C Jenkins           | DT |         | 24      | 34%           | 3   | 11%              | L Guy       | DE      |         | 24            | 36%  | 6   | 21% |
| T Garvin            | LB |         | 14      | 20%           | 21  | 75%              | B Urban     | DE      |         | 11            | 17%  | 6   | 21% |
| D Whitner           | SS |         | 5       | 7%            | 4   | 14%              | A Levine    | FS      |         | 10            | 15%  | 25  | 89% |
| H Bates             | LB |         |         |               | 24  | 86%              | S Price     | CB      |         | 4             | 6%   | 4   | 14% |
| M Spaight           | LB |         |         |               | 21  | 75%              | K Lewis     | FS      |         |               |      | 25  | 89% |
| D Everett           | FS |         |         |               | 21  | 75%              | C Carter    | LB      |         |               |      | 25  | 89% |
| N Sundberg          | LS |         |         |               | 10  | 36%              | D Brown     | TE      |         |               |      | 14  | 50% |
| T Way               | P  |         |         |               | 10  | 36%              | M Cox       | LS      |         |               |      | 11  | 39% |
| D Hopkins           | K  |         |         |               | 8   | 29%              | S Koch      | P       |         |               |      | 11  | 39% |
| J Evans             | SS |         |         |               | 7   | 25%              | W Davis     | CB      |         |               |      | 8   | 29% |
| J Sullivan          | C  |         |         |               | 4   | 14%              | J Tucker    | K       |         |               |      | 6   | 21% |



# National Football League Game Summary

NFL Copyright © 2016 by The National Football League. All rights reserved. This summary and play-by-play is for the express purpose of assisting media in their coverage of the game; any other use of this material is prohibited without the written permission of the National Football League. Updated: 10/19/2016

Date: Sunday, 10/16/2016

## Philadelphia Eagles at Washington Redskins

Start Time: 1:03 PM Eastern

at FedExField, Landover, MD

### Game Day Weather

Game Weather: Sunny  
Played Outdoor on Turf: Grass

Temp: 69° F (20.6° C) Humidity: 62%, Wind: SSW 13 mph  
Outdoor Weather: Sunny,

### Officials

Referee: Parry, John (132)      Umpire: Paganelli, Carl (124)      Head Linesman: McGrath, John (5)  
Line Judge: Seeman, Jeff (45)      Side Judge: Washington, Keith (7)      Field Judge: Walker, Jabir (26)  
Back Judge: Paganelli, Perry (46)      Replay Official: McGrath, Bob ()

### Lineups

| Philadelphia Eagles |           |         | Washington Redskins |       |            |        |            |
|---------------------|-----------|---------|---------------------|-------|------------|--------|------------|
| Offense             |           | Defense | Offense             |       | Defense    |        |            |
| WR 13               | J.Huff    | DE 55   | B.Graham            | WR 88 | P.Garcon   | CB 38  | K.Fuller   |
| LT 71               | J.Peters  | DT 91   | F.Cox               | LT 71 | T.Williams | NT 90  | E.Hood     |
| LG 76               | A.Barbre  | DT 96   | B.Logan             | LG 77 | S.Lauvao   | RDE 92 | C.Baker    |
| C 62                | J.Kelce   | DE 98   | C.Barwin            | C 61  | S.Long     | SLB 94 | P.Smith    |
| RG 79               | B.Brooks  | OLB 53  | N.Bradham           | RG 75 | B.Scherff  | MLB 51 | W.Compton  |
| RT 72               | H.Vaitai  | MLB 58  | J.Hicks             | RT 76 | M.Moses    | MLB 54 | M.Foster   |
| TE 86               | Z.Ertz    | OLB 95  | M.Kendricks         | TE 85 | V.Davis    | WLB 91 | R.Kerrigan |
| WR 87               | B.Celek   | CB 31   | J.Mills             | WR 11 | D.Jackson  | CB 26  | B.Breeland |
| TE 47               | T.Burton  | CB 22   | N.Carroll           | TE 84 | N.Paul     | CB 24  | J.Norman   |
| RB 24               | R.Mathews | S 23    | R.McLeod            | QB 8  | K.Cousins  | FS 41  | W.Blackmon |
| QB 11               | C.Wentz   | S 27    | M.Jenkins           | RB 31 | M.Jones    | SS 29  | D.Ihenacho |

### Substitutions

K 6 C.Sturgis, P 8 D.Jones, WR 17 N.Agholor, WR 18 D.Green-Beckham, S 22 J.Watkins, RB 28 W.Smallwood, S 29 T.Brooks, CB 33 R.Brooks, RB 34 K.Barner, S 42 C.Maragos, RB 43 D.Sproles, LS 46 J.Dorenbos, LB 50 S.Tulloch, LB 52 N.Goode, LB 54 K.Grugier-Hill, DE 56 B.Braman, C/G 61 S.Wisniewski, G/T 64 M.Tobin, DE 75 V.Curry, WR 81 J.Mathews, DE 90 M.Smith, DT 94 B.Allen, DT 97 D.Vaeao

### Substitutions

K 3 D.Hopkins, P 5 T.Way, WR 14 R.Grant, WR 19 R.Ross, CB 20 G.Toler, S 22 D.Everett, RB 25 C.Thompson, RB 32 R.Kelley, FS 39 D.Whitner, DB 45 J.Evans, CB 47 Q.Dunbar, LB 50 M.Spaight, LB 52 T.Garvin, C 56 J.Sullivan, LS 57 N.Sundberg, DL 73 C.Jenkins, T 79 T.Nsekhe, WR 80 J.Crowder, LB/DE 93 T.Murphy, LB 96 H.Bates, DE 98 M.Ioannidis, DE 99 R.Jean Francois

### Did Not Play

QB 10 C.Daniel

### Did Not Play

QB 16 C.McCoy, G 74 A.Kouandjio

### Not Active

WR 16 B.Treggs, CB 21 L.McKelvin, CB 37 C.Smith, DE 51 S.Means, C/G 68 J.Andrews, G 69 D.Gordon, G 73 I.Seumalo

### Not Active

QB 2 N.Sudfeld, WR 18 J.Doctson, CB 35 D.Phillips, S 36 S.Cravens, OL 60 V.Painter, DE 72 A.Lanier, TE 86 J.Reed

### Field Goals (made ( ) & missed)

|          | C.Sturgis           | (38) (28) | D.Hopkins | (32) (50) |   |   |    |       |  |
|----------|---------------------|-----------|-----------|-----------|---|---|----|-------|--|
|          |                     |           | 1         | 2         | 3 | 4 | OT | Total |  |
| VISITOR: | Philadelphia Eagles |           | 0         | 14        | 0 | 6 | 0  | 20    |  |
| HOME:    | Washington Redskins |           | 7         | 14        | 3 | 3 | 0  | 27    |  |

### Scoring Plays

| Team     | Qtr | Time  | Play Description (Extra Point) (Drive Info)                        | Visitor | Home |
|----------|-----|-------|--|---------|------|
| Redskins | 1   | 0:51  | J.Crowder 16 yd. pass from K.Cousins (D.Hopkins kick) (3-71, 1:31) | 0       | 7    |
| Redskins | 2   | 7:48  | V.Davis 13 yd. pass from K.Cousins (D.Hopkins kick) (9-90, 5:31)   | 0       | 14   |
| Eagles   | 2   | 7:37  | W.Smallwood 86 yd. kickoff return (C.Sturgis kick) (0-0, 0:11)     | 7       | 14   |
| Eagles   | 2   | 3:55  | M.Jenkins 64 yd. interception return (C.Sturgis kick)              | 14      | 14   |
| Redskins | 2   | 0:06  | M.Jones 1 yd. run (D.Hopkins kick) (13-75, 3:49)                   | 14      | 21   |
| Redskins | 3   | 8:40  | D.Hopkins 32 yd. Field Goal (12-65, 6:20)                          | 14      | 24   |
| Eagles   | 4   | 12:56 | C.Sturgis 38 yd. Field Goal (9-70, 3:50)                           | 17      | 24   |
| Redskins | 4   | 9:43  | D.Hopkins 50 yd. Field Goal (7-58, 3:13)                           | 17      | 27   |
| Eagles   | 4   | 5:20  | C.Sturgis 28 yd. Field Goal (8-69, 4:23)                           | 20      | 27   |

# National Football League Game Summary

NFL Copyright © 2016 by The National Football League. All rights reserved. This summary and play-by-play is for the express purpose of assisting media in their coverage of the game; any other use of this material is prohibited without the written permission of the National Football League.

Updated: 10/19/2016

---

Paid Attendance: 78,934

Time: 3:09



## Final Team Statistics

|   | Visitor<br>Eagles | Home<br>Redskins |
|---|-------------------|------------------|
| TOTAL FIRST DOWNS                                 | 12                | 26               |
| By Rushing  | 5                 | 10               |
| By Passing  | 5                 | 11               |
| By Penalty  | 2                 | 5                |
| THIRD DOWN EFFICIENCY                             | 4-12-33%          | 7-13-54%         |
| FOURTH DOWN EFFICIENCY                            | 0-0-0%            | 0-0-0%           |
| TOTAL NET YARDS                                   | 239               | 493              |
| Total Offensive Plays (inc. times thrown passing) | 48                | 67               |
| Average gain per offensive play                   | 5.0               | 7.4              |
| NET YARDS RUSHING                                 | 94                | 230              |
| Total Rushing Plays                               | 21                | 33               |
| Average gain per rushing play                     | 4.5               | 7.0              |
| Tackles for a loss-number and yards               | 2-3               | 5-18             |
| NET YARDS PASSING                                 | 145               | 263              |
| Times thrown - yards lost attempting to pass      | 5-34              | 0-0              |
| Gross yards passing                               | 179               | 263              |
| PASS ATTEMPTS-COMPLETIONS-HAD INTERCEPTED         | 22-11-0           | 34-18-1          |
| Avg gain per pass play (inc.# thrown passing)     | 5.4               | 7.7              |
| KICKOFFS Number-In End Zone-Touchbacks            | 5-3-2             | 6-5-4            |
| PUNTS Number and Average                          | 6-44.3            | 4-52.8           |
| Had Blocked                                       | 0                 | 0                |
| FGs - PATs Had Blocked                            | 0-0               | 0-0              |
| Net Punting Average                               | 42.2              | 40.0             |
| TOTAL RETURN YARDAGE (Not Including Kickoffs)     | 95                | 13               |
| No. and Yards Punt Returns                        | 3-31              | 3-13             |
| No. and Yards Kickoff Returns                     | 2-111             | 3-52             |
| No. and Yards Interception Returns                | 1-64              | 0-0              |
| PENALTIES Number and Yards                        | 13-114            | 9-75             |
| FUMBLES Number and Lost                           | 0-0               | 0-0              |
| TOUCHDOWNS  | 2                 | 3                |
| Rushing   | 0                 | 1                |
| Passing   | 0                 | 2                |
| Interceptions                                     | 1                 | 0                |
| Kickoff Returns                                   | 1                 | 0                |
| EXTRA POINTS Made-Attempts                        | 2-2               | 3-3              |
| Kicking Made-Attempts                             | 2-2               | 3-3              |
| FIELD GOALS Made-Attempts                         | 2-2               | 2-2              |
| RED ZONE EFFICIENCY                               | 0-1-0%            | 3-5-60%          |
| GOAL TO GO EFFICIENCY                             | 0-0-0%            | 1-1-100%         |
| SAFETIES  | 0                 | 0                |
| FINAL SCORE                                       | 20                | 27               |
| TIME OF POSSESSION                                | 25:47             | 34:13            |

## Ball Possession And Drive Chart

### Philadelphia Eagles

| #  | Time Recd | Time Lost | Time Poss | How Ball Obtained | Drive Began | # Play | Yds Gain | Yds Pen | Net Yds | 1st Down | Last Scrm | How Given Up |
|----|-----------|-----------|-----------|-------------------|-------------|--------|----------|---------|---------|----------|-----------|--------------|
| 1  | 15:00     | 11:17     | 3:43      | Kickoff           | PHI 25      | 6      | 17       | 0       | 17      | 1        | PHI 42    | Punt         |
| 2  | 8:07      | 7:00      | 1:07      | Punt              | PHI 20      | 3      | 0        | 0       | 0       | 0        | PHI 20    | Punt         |
| 3  | 5:08      | 2:22      | 2:46      | Punt              | PHI 35      | 5      | 10       | 5       | 15      | 1        | 50        | Punt         |
| 4  | 0:51      | 13:19     | 2:32      | Kickoff           | PHI 25      | 5      | 15       | 0       | 15      | 1        | PHI 40    | Punt         |
| 5  | 7:48      | 7:37      | 0:11      | Kickoff           |             | 0      | 0        | 0       | 0       | 0        |           | Touchdown    |
| 6  | 0:06      | 0:00      | 0:06      | Kickoff           | PHI 25      | 1      | -1       | 0       | -1      | 0        | PHI 25    | End of Half  |
| 7  | 8:40      | 3:58      | 4:42      | Kickoff           | PHI 25      | 6      | 34       | -20     | 14      | 1        | PHI 39    | Punt         |
| 8  | 1:46      | 12:56     | 3:50      | Punt              | PHI 10      | 9      | 75       | -5      | 70      | 2        | WAS 20    | Field Goal   |
| 9  | 9:43      | 5:20      | 4:23      | Kickoff           | PHI 21      | 8      | 84       | -15     | 69      | 4        | * WAS 10  | Field Goal   |
| 10 | 4:05      | 1:38      | 2:27      | Punt              | PHI 30      | 7      | 5        | 5       | 10      | 2        | PHI 40    | Punt         |

(216) Average PHI 24

### Washington Redskins

| #  | Time Recd | Time Lost | Time Poss | How Ball Obtained | Drive Began | # Play | Yds Gain | Yds Pen | Net Yds | 1st Down | Last Scrm | How Given Up |
|----|-----------|-----------|-----------|-------------------|-------------|--------|----------|---------|---------|----------|-----------|--------------|
| 1  | 11:17     | 8:07      | 3:10      | Punt              | WAS 21      | 6      | 19       | 5       | 24      | 2        | WAS 45    | Punt         |
| 2  | 7:00      | 5:08      | 1:52      | Punt              | WAS 23      | 3      | 18       | -10     | 8       | 0        | WAS 31    | Punt         |
| 3  | 2:22      | 0:51      | 1:31      | Punt              | WAS 29      | 3      | 66       | 5       | 71      | 3        | * PHI 16  | Touchdown    |
| 4  | 13:19     | 7:48      | 5:31      | Punt              | WAS 10      | 9      | 90       | 0       | 90      | 4        | * PHI 13  | Touchdown    |
| 5  | 7:37      | 3:55      | 3:42      | Kickoff           | WAS 25      | 5      | 19       | 18      | 37      | 2        | PHI 38    | Interception |
| 6  | 3:55      | 0:06      | 3:49      | Kickoff           | WAS 25      | 13     | 73       | 2       | 75      | 6        | * PHI 1   | Touchdown    |
| 7  | 15:00     | 8:40      | 6:20      | Kickoff           | WAS 21      | 12     | 56       | 9       | 65      | 4        | * PHI 14  | Field Goal   |
| 8  | 3:58      | 1:46      | 2:12      | Punt              | WAS 15      | 4      | 38       | -10     | 28      | 1        | WAS 43    | Punt         |
| 9  | 12:56     | 9:43      | 3:13      | Kickoff           | WAS 10      | 7      | 53       | 5       | 58      | 3        | PHI 32    | Field Goal   |
| 10 | 5:20      | 4:05      | 1:15      | Kickoff           | WAS 24      | 3      | 2        | 0       | 2       | 0        | WAS 26    | Punt         |
| 11 | 1:38      | 0:00      | 1:38      | Punt              | WAS 23      | 4      | 59       | -5      | 54      | 1        | * PHI 22  | End of Game  |

(226) Average WAS 21

### \* inside opponent's 20

| Time of Possession by Quarter |                     | 1st  | 2nd   | 3rd  | 4th  | OT | Total |
|-------------------------------|---------------------|------|-------|------|------|----|-------|
| Visitor                       | Philadelphia Eagles | 8:27 | 1:58  | 6:28 | 8:54 |    | 25:47 |
| Home                          | Washington Redskins | 6:33 | 13:02 | 8:32 | 6:06 |    | 34:13 |

### Kickoff Drive No.-Start Average

Eagles: 5 - PHI 24

Redskins: 5 - WAS 21









## First Quarter

10/16/2016

## Play By Play

WAS wins the coin toss and elects to defer. PHI elects to Receive, and WAS elects to defend the east goal.

D.Hopkins kicks 65 yards from WAS 35 to end zone, Touchback.

Philadelphia Eagles at 15:00

- 1-10-PHI 25 (15:00) C.Wentz sacked at PHI 21 for -4 yards (sack split by W.Blackmon and R.Kerrigan).  
Penalty on PHI-B.Celek, Offensive Holding, declined.
- 2-14-PHI 21 (14:32) (Shotgun) R.Mathews left end pushed ob at PHI 31 for 10 yards (Q.Dunbar).
- 3-4-PHI 31 (13:56) (Shotgun) W.Smallwood left end pushed ob at PHI 38 for 7 yards (W.Compton). R1
- 1-10-PHI 38 (13:22) W.Smallwood left end to PHI 36 for -2 yards (D.Ihenacho, R.Jean Francois).
- 2-12-PHI 36 (12:40) (Shotgun) C.Wentz sacked at PHI 30 for -6 yards (R.Kerrigan).
- 3-18-PHI 30 (11:57) (Shotgun) C.Wentz pass short middle to J.Mathews to PHI 42 for 12 yards (M.Foster; K.Fuller).
- 4-6-PHI 42 (11:26) D.Jones punts 41 yards to WAS 17, Center-J.Dorenbos. J.Crowder to WAS 21 for 4 yards (J.Huff).

Washington Redskins at 11:17

- 1-10-WAS 21 (11:17) K.Cousins pass incomplete short right to D.Jackson.
- 2-10-WAS 21 (11:12) C.Thompson left tackle to WAS 22 for 1 yard (B.Graham).
- 3-9-WAS 22 (10:29) (Shotgun) K.Cousins pass short right to D.Jackson to WAS 32 for 10 yards (J.Mills). P1
- 1-10-WAS 32 (9:47) K.Cousins pass incomplete deep left to D.Jackson.  
PENALTY on PHI-J.Mills, Defensive Holding, 5 yards, enforced at WAS 32 - No Play. X2
- 1-10-WAS 37 (9:40) T.Nsekhe reported in as eligible. M.Jones right end to WAS 39 for 2 yards (N.Bradham).
- 2-8-WAS 39 (8:59) (Shotgun) K.Cousins pass short right to D.Jackson to WAS 45 for 6 yards (J.Mills).
- 3-2-WAS 45 (8:20) (Shotgun) K.Cousins pass incomplete short left to R.Grant.
- 4-2-WAS 45 (8:15) T.Way punts 55 yards to end zone, Center-N.Sundberg, Touchback.

Philadelphia Eagles at 8:07

- 1-10-PHI 20 (8:07) (Shotgun) C.Wentz pass incomplete short right to J.Mathews.
- 2-10-PHI 20 (8:02) (Shotgun) R.Mathews left guard to PHI 20 for no gain (E.Hood; W.Compton).
- 3-10-PHI 20 (7:20) (Shotgun) C.Wentz pass incomplete short right to J.Mathews.
- 4-10-PHI 20 (7:13) D.Jones punts 55 yards to WAS 25, Center-J.Dorenbos. J.Crowder to WAS 35 for 10 yards (K.Grugier-Hill).  
PENALTY on WAS-M.Spaight, Illegal Block Above the Waist, 10 yards, enforced at WAS 33.

Washington Redskins at 7:00

- 1-10-WAS 23 (7:00) K.Cousins pass incomplete short left to V.Davis.  
PENALTY on WAS-M.Moses, Offensive Holding, 10 yards, enforced at WAS 23 - No Play.
- 1-20-WAS 13 (6:55) (Shotgun) K.Cousins pass incomplete short middle to J.Crowder (N.Bradham).
- 2-20-WAS 13 (6:49) (Shotgun) C.Thompson up the middle to WAS 16 for 3 yards (B.Logan; C.Barwin).
- 3-17-WAS 16 (6:08) (Shotgun) K.Cousins pass short right to J.Crowder to WAS 31 for 15 yards (N.Bradham).
- 4-2-WAS 31 (5:18) T.Way punts 48 yards to PHI 21, Center-N.Sundberg. D.Sproles pushed ob at PHI 35 for 14 yards (M.Spaight).

Philadelphia Eagles at 5:08

- 1-10-PHI 35 (5:08) R.Mathews right tackle to PHI 39 for 4 yards (D.Whitner).
- 2-6-PHI 39 (4:28) W.Smallwood right tackle to PHI 41 for 2 yards (C.Jenkins).
- 3-4-PHI 41 (3:44) (Shotgun) PENALTY on WAS-T.Murphy, Neutral Zone Infraction, 5 yards, enforced at PHI 41 - No Play. X2
- 1-10-PHI 46 (3:24) (Shotgun) C.Wentz pass incomplete deep left to J.Mathews.
- 2-10-PHI 46 (3:18) (Shotgun) R.Mathews right tackle to 50 for 4 yards (D.Ihenacho; C.Jenkins).
- 3-6-50 (2:36) (Shotgun) C.Wentz pass incomplete deep left to J.Mathews.
- 4-6-50 (2:31) D.Jones punts 36 yards to WAS 14, Center-J.Dorenbos, out of bounds.  
PENALTY on PHI-M.Smith, Chop Block, 15 yards, enforced at WAS 14.

Washington Redskins at 2:22

- 1-10-WAS 29 (2:22) PENALTY on PHI-D.Vaeao, Encroachment, 5 yards, enforced at WAS 29 - No Play.
- 1-5-WAS 34 (2:22) K.Cousins pass deep right to D.Jackson pushed ob at PHI 31 for 35 yards (R.McLeod). P3
- 1-10-PHI 31 (1:44) M.Jones right end to PHI 16 for 15 yards (R.McLeod). R4
- 1-10-PHI 16 (:57) (Shotgun) K.Cousins pass deep left to J.Crowder for 16 yards, TOUCHDOWN. P5  
D.Hopkins extra point is GOOD, Center-N.Sundberg, Holder-T.Way.

PHI 0 WAS 7, 3 plays, 71 yards, 1 penalty, 1:31 drive, 14:09 elapsed

Philadelphia Eagles vs Washington Redskins at FedExField

D.Hopkins kicks 65 yards from WAS 35 to end zone, Touchback.

Philadelphia Eagles at 0:51

1-10-PHI 25 (:51) (Shotgun) R.Mathews right tackle to PHI 30 for 5 yards (W.Compton, B.Breeland).

2-5-PHI 30 (:13) (Shotgun) C.Wentz pass short right to J.Mathews pushed ob at PHI 39 for 9 yards (W.Blackmon; J.Norman).

P3

END OF QUARTER

|                     | Score | Time Poss | First Downs |   |   |   | Efficiencies |        |
|---------------------|-------|-----------|-------------|---|---|---|--------------|--------|
|                     |       |           | R           | P | X | T | 3 Down       | 4 Down |
| Philadelphia Eagles | 0     | 8:27      | 1           | 1 | 1 | 3 | 1/4          | 0/0    |
| Washington Redskins | 7     | 6:33      | 1           | 3 | 1 | 5 | 1/3          | 0/0    |

## Second Quarter

10/16/2016

## Play By Play

Philadelphia Eagles continued.

- 1-10-PHI 39 (15:00) C.Wentz pass short left to T.Burton pushed ob at PHI 46 for 7 yards (K.Fuller).  
 2-3-PHI 46 (14:20) (Shotgun) C.Wentz sacked at PHI 40 for -6 yards (R.Kerrigan).  
 3-9-PHI 40 (13:33) (Shotgun) C.Wentz pass incomplete short right to N.Agholor.  
 4-9-PHI 40 (13:26) D.Jones punts 50 yards to WAS 10, Center-J.Dorenbos, fair catch by J.Crowder.

Washington Redskins at 13:19

- 1-10-WAS 10 (13:19) M.Jones right guard to WAS 8 for -2 yards (N.Bradham; C.Barwin).  
 2-12-WAS 8 (12:37) (Shotgun) K.Cousins pass short middle to P.Garcon to WAS 13 for 5 yards (N.Carroll, R.Brooks).  
 3-7-WAS 13 (11:54) (Shotgun) K.Cousins scrambles left end to WAS 22 for 9 yards (V.Curry). R6  
1-10-WAS 22 (11:05) R.Kelley up the middle to PHI 33 for 45 yards (R.McLeod). R7  
1-10-PHI 33 (10:36) R.Kelley right guard to PHI 28 for 5 yards (R.Brooks, C.Barwin).  
 2-5-PHI 28 (9:58) C.Thompson left end to PHI 18 for 10 yards (M.Jenkins; N.Bradham). R8  
1-10-PHI 18 (9:14) (Shotgun) K.Cousins pass short right to D.Jackson to PHI 14 for 4 yards (J.Mills).  
 2-6-PHI 14 (8:33) R.Kelley right tackle to PHI 13 for 1 yard (M.Jenkins).  
 3-5-PHI 13 (7:53) (Shotgun) K.Cousins pass short middle to V.Davis for 13 yards, TOUCHDOWN. P9  
 PENALTY on WAS-V.Davis, Unsportsmanlike Conduct, 15 yards, enforced between downs.  
 D.Hopkins extra point is GOOD, Center-N.Sundberg, Holder-T.Way.

PHI 0 WAS 14, 9 plays, 90 yards, 5:31 drive, 7:12 elapsed

D.Hopkins kicks 66 yards from WAS 20 to PHI 14. W.Smallwood for 86 yards, TOUCHDOWN.

Philadelphia Eagles at 7:48

C.Sturgis extra point is GOOD, Center-J.Dorenbos, Holder-D.Jones.

PHI 7 WAS 14, 0 plays, 86 yards, 0:11 drive, 7:23 elapsed

C.Sturgis kicks 65 yards from PHI 35 to end zone, Touchback.

Washington Redskins at 7:37

- 1-10-WAS 25 (7:37) PENALTY on WAS-P.Garcon, False Start, 5 yards, enforced at WAS 25 - No Play.  
 1-15-WAS 20 (7:37) (Shotgun) C.Thompson right tackle to WAS 21 for 1 yard (N.Bradham; R.Brooks).  
 2-14-WAS 21 (6:55) (Shotgun) K.Cousins pass short left to C.Thompson to WAS 27 for 6 yards (N.Carroll, N.Bradham).  
 3-8-WAS 27 (6:13) (Shotgun) K.Cousins pass incomplete deep left to P.Garcon.  
 PENALTY on PHI-N.Carroll, Defensive Pass Interference, 23 yards, enforced at WAS 27 - No Play. X10  
1-10-50 (6:07) J.Crowder left end to WAS 41 for -9 yards (M.Kendricks). 25 handed the ball to 80  
 2-19-WAS 41 (4:57) (Shotgun) K.Cousins pass deep left to J.Crowder to PHI 38 for 21 yards (M.Jenkins). P11  
1-10-PHI 38 (4:07) K.Cousins pass short left intended for V.Davis INTERCEPTED by M.Jenkins at PHI 36. M.Jenkins for 64 yards, TOUCHDOWN.

Philadelphia Eagles at 3:55

C.Sturgis extra point is GOOD, Center-J.Dorenbos, Holder-D.Jones.

PHI 14 WAS 14, 0 plays, 64 yards, 0:00 drive, 11:05 elapsed

C.Sturgis kicks 65 yards from PHI 35 to end zone, Touchback.

Washington Redskins at 3:55

- 1-10-WAS 25 (3:55) M.Jones left end to WAS 29 for 4 yards (N.Bradham). PHI-B.Logan was injured during the play. His return is Questionable. 96 - has a left groin injury  
 2-6-WAS 29 (3:41) M.Jones left end to PHI 49 for 22 yards (R.McLeod). R12  
1-10-PHI 49 (3:00) M.Jones left guard to PHI 43 for 6 yards (B.Graham, J.Hicks).  
 2-4-PHI 43 (2:26) R.Kelley right end to PHI 37 for 6 yards (M.Jenkins; J.Mills). R13

Two-Minute Warning

- 1-10-PHI 37 (2:00) C.Thompson left end to PHI 32 for 5 yards (J.Hicks).  
 2-5-PHI 32 (1:33) (No Huddle) K.Cousins pass incomplete deep right to D.Jackson.  
 3-5-PHI 32 (1:27) (Shotgun) K.Cousins pass short middle to P.Garcon to PHI 19 for 13 yards (R.McLeod) [F.Cox]. P14  
 Timeout #1 by WAS at 01:03.  
1-10-PHI 19 (1:03) (Shotgun) K.Cousins pass short right to P.Garcon to PHI 4 for 15 yards (R.McLeod, J.Hicks). P15  
1-4-PHI 4 (:34) (No Huddle, Shotgun) K.Cousins pass incomplete short right to V.Davis.  
 2-4-PHI 4 (:30) (Shotgun) K.Cousins pass incomplete short right to P.Garcon (J.Mills).  
 3-4-PHI 4 (:25) (Shotgun) K.Cousins pass incomplete short right to D.Jackson [F.Cox].

Philadelphia Eagles vs Washington Redskins at FedExField

PENALTY on PHI-F.Cox, Roughing the Passer, 2 yards, enforced at PHI 4 - No Play.

X16

1-2-PHI 2 (:20) K.Cousins pass incomplete short right to P.Garcon.

2-2-PHI 2 (:16) C.Thompson right guard to PHI 1 for 1 yard (B.Allen; N.Carroll).

Timeout #2 by WAS at 00:10.

Timeout #1 by PHI at 00:10.

3-1-PHI 1 (:10) T.Nsekhe reported in as eligible. M.Jones left end for 1 yard, TOUCHDOWN.

R17

D.Hopkins extra point is GOOD, Center-N.Sundberg, Holder-T.Way.

|   |
|---|
| PHI 14 WAS 21, 13 plays, 75 yards, 1 penalty, 3:49 drive, 14:54 elapsed |
|---|

D.Hopkins kicks 65 yards from WAS 35 to end zone, Touchback.

Philadelphia Eagles at 0:06

1-10-PHI 25 (:06) C.Wentz kneels to PHI 24 for -1 yards.

END OF QUARTER

|                     | Score | Time Poss | First Downs |   |   |    | Efficiencies |        |
|---------------------|-------|-----------|-------------|---|---|----|--------------|--------|
|                     |       |           | R           | P | X | T  | 3 Down       | 4 Down |
| Philadelphia Eagles | 14    | 1:58      | 0           | 0 | 0 | 0  | 0/1          | 0/0    |
| Washington Redskins | 21    | 13:02     | 6           | 4 | 2 | 12 | 4/4          | 0/0    |

## Third Quarter

10/16/2016

## Play By Play

WAS elects to Receive, and PHI elects to defend the East goal.

C.Sturgis kicks 62 yards from PHI 35 to WAS 3. W.Blackmon to WAS 21 for 18 yards (R.Brooks, M.Kendricks).

Washington Redskins at 15:00, (1st play from scrimmage 14:53)

|                    |   |     |
|--------------------|---|-----|
| 1-10-WAS 21        | (14:53) PENALTY on PHI-F.Cox, Encroachment, 5 yards, enforced at WAS 21 - No Play.                          |     |
| 1-5-WAS 26         | (14:53) M.Jones left end to WAS 23 for -3 yards (B.Allen).  |     |
| 2-8-WAS 23         | (14:12) (Shotgun) K.Cousins pass incomplete deep left to P.Garcon.  |     |
| 3-8-WAS 23         | (14:06) (Shotgun) K.Cousins pass short middle to P.Garcon to WAS 45 for 22 yards (J.Mills).                 | P18 |
| <u>1-10-WAS 45</u> | (13:19) C.Thompson left end to WAS 47 for 2 yards (M.Kendricks).  |     |
| 2-8-WAS 47         | (12:38) (Shotgun) K.Cousins pass short right to C.Thompson to PHI 43 for 10 yards (M.Jenkins; J.Mills).     | P19 |
| <u>1-10-PHI 43</u> | (11:51) C.Thompson left end pushed ob at PHI 35 for 8 yards (R.McLeod).                                     |     |
| 2-2-PHI 35         | (11:14) M.Jones left guard to PHI 19 for 16 yards (R.McLeod; N.Bradham).                                    | R20 |
| <u>1-10-PHI 19</u> | (10:31) M.Jones left tackle to PHI 17 for 2 yards (D.Vaeao).  |     |
|                    | PENALTY on WAS-J.Crowder, Illegal Block Above the Waist, 10 yards, enforced at PHI 19 - No Play.            |     |
| 1-20-PHI 29        | (10:01) (Shotgun) K.Cousins pass short right to P.Garcon to PHI 27 for 2 yards (R.Brooks, D.Vaeao) [F.Cox]. |     |
|                    | PENALTY on PHI-R.Brooks, Face Mask (15 Yards), 14 yards, enforced at PHI 27.                                | X21 |
| <u>1-10-PHI 13</u> | (9:34) (Shotgun) M.Jones left tackle to PHI 14 for -1 yards (J.Hicks, M.Jenkins).                           |     |
| 2-11-PHI 14        | (8:56) (Shotgun) K.Cousins pass incomplete short middle to D.Jackson (M.Jenkins).                           |     |
| 3-11-PHI 14        | (8:49) (Shotgun) K.Cousins pass incomplete short right to P.Garcon.   |     |
| 4-11-PHI 14        | (8:44) D.Hopkins 32 yard field goal is GOOD, Center-N.Sundberg, Holder-T.Way.                               |     |

|  |
|--|
| PHI 14 WAS 24, 12 plays, 65 yards, 2 penalties, 6:20 drive, 6:20 elapsed |
|--|

D.Hopkins kicks 65 yards from WAS 35 to end zone, Touchback.

Philadelphia Eagles at 8:40

|                    |  |    |
|--------------------|--|----|
| 1-10-PHI 25        | (8:40) D.Sproles up the middle to PHI 31 for 6 yards (D.Ihenacho).   |    |
| 2-4-PHI 31         | (8:02) (Shotgun) D.Sproles left end pushed ob at PHI 32 for 1 yard (D.Ihenacho).   |    |
|                    | PENALTY on PHI-J.Kelce, Offensive Holding, 10 yards, enforced at PHI 31 - No Play.                                       |    |
| 2-14-PHI 21        | (7:25) (Shotgun) C.Wentz pass short middle to N.Agholor to PHI 33 for 12 yards (J.Norman; W.Blackmon) [R.Kerrigan].      |    |
| 3-2-PHI 33         | (6:45) (Shotgun) C.Wentz left guard to PHI 36 for 3 yards (C.Baker; W.Compton).  | R4 |
| <u>1-10-PHI 36</u> | (6:07) W.Smallwood right tackle to PHI 35 for -1 yards (C.Baker).  |    |
| 2-11-PHI 35        | (5:27) (Shotgun) C.Wentz pass incomplete short right to W.Smallwood.   |    |
| 3-11-PHI 35        | (5:23) (Shotgun) C.Wentz pass short middle to D.Green-Beckham pushed ob at WAS 27 for 38 yards (W.Blackmon) [W.Compton]. |    |
|                    | PENALTY on PHI-W.Smallwood, Illegal Block Above the Waist, 10 yards, enforced at PHI 35 - No Play.                       |    |
| 3-21-PHI 25        | (4:50) (Shotgun) C.Wentz pass short right to W.Smallwood to PHI 39 for 14 yards (W.Blackmon; T.Garvin) [R.Kerrigan].     |    |
| 4-7-PHI 39         | (4:10) D.Jones punts 47 yards to WAS 14, Center-J.Dorenbos. J.Crowder to WAS 15 for 1 yard (J.Huff; C.Maragos).          |    |

Washington Redskins at 3:58

|                    |  |     |
|--------------------|--|-----|
| 1-10-WAS 15        | (3:58) K.Cousins pass short middle to P.Garcon to WAS 35 for 20 yards (R.McLeod).  | P22 |
| <u>1-10-WAS 35</u> | (3:16) K.Cousins pass incomplete short left to M.Jones.  |     |
|                    | PENALTY on WAS-V.Davis, Offensive Holding, 10 yards, enforced at WAS 35 - No Play.   |     |
| 1-20-WAS 25        | (3:11) (Shotgun) M.Jones up the middle to WAS 30 for 5 yards (C.Barwin; N.Bradham).  |     |
| 2-15-WAS 30        | (2:32) (Shotgun) K.Cousins pass short middle to C.Thompson to WAS 43 for 13 yards (J.Hicks; N.Carroll). PHI-N.Carroll was injured during the play. |     |
| 3-2-WAS 43         | (2:04) (Shotgun) K.Cousins pass incomplete short right.  |     |
| 4-2-WAS 43         | (1:57) T.Way punts 50 yards to PHI 7, Center-N.Sundberg. D.Sproles pushed ob at PHI 10 for 3 yards (H.Bates).                                      |     |

Philadelphia Eagles at 1:46

|                    |   |    |
|--------------------|---|----|
| 1-10-PHI 10        | (1:46) R.Mathews right tackle to PHI 15 for 5 yards (M.Ioannidis; W.Compton).             |    |
| 2-5-PHI 15         | (1:10) R.Mathews left guard to PHI 24 for 9 yards (M.Foster).                             | R5 |
| <u>1-10-PHI 24</u> | (:34) (Shotgun) R.Mathews up the middle to PHI 25 for 1 yard (R.Jean Francois, T.Murphy). |    |

END OF QUARTER

|                     | Score | Time Poss | First Downs |   |   |   | Efficiencies |        |
|---------------------|-------|-----------|-------------|---|---|---|--------------|--------|
|                     |       |           | R           | P | X | T | 3 Down       | 4 Down |
| Philadelphia Eagles | 14    | 6:28      | 2           | 0 | 0 | 2 | 1/2          | 0/0    |
| Washington Redskins | 24    | 8:32      | 1           | 3 | 1 | 5 | 1/3          | 0/0    |



## Fourth Quarter

10/16/2016

## Play By Play

Philadelphia Eagles continued.

2-9-PHI 25 (15:00) (Shotgun) C.Wentz pass incomplete deep left to D.Green-Beckham.  
 3-9-PHI 25 (14:55) (Shotgun) PENALTY on PHI-J.Peters, False Start, 5 yards, enforced at PHI 25 - No Play.  
 3-14-PHI 20 (14:55) (Shotgun) C.Wentz pass deep right to J.Matthews to WAS 26 for 54 yards (W.Blackmon). P6  
1-10-WAS 26 (14:18) (No Huddle, Shotgun) K.Barner up the middle to WAS 20 for 6 yards (D.Whitner).  
 2-4-WAS 20 (13:44) (No Huddle, Shotgun) C.Wentz pass incomplete short left to Z.Ertz (E.Hood).  
 3-4-WAS 20 (13:39) (Shotgun) K.Barner up the middle to WAS 20 for no gain (P.Smith).  
 4-4-WAS 20 (13:01) C.Sturgis 38 yard field goal is GOOD, Center-J.Dorenbos, Holder-D.Jones.

|  |
|--|
| PHI 17 WAS 24, 9 plays, 70 yards, 3:50 drive, 2:04 elapsed |
|--|

C.Sturgis kicks 67 yards from PHI 35 to WAS -2. C.Thompson to WAS 10 for 12 yards (C.Maragos).

Washington Redskins at 12:56, (1st play from scrimmage 12:52)

1-10-WAS 10 (12:52) M.Jones left tackle to WAS 23 for 13 yards (R.McLeod, N.Carroll). R23  
1-10-WAS 23 (12:10) K.Cousins pass deep left to V.Davis pushed ob at PHI 40 for 37 yards (R.McLeod). P24  
1-10-PHI 40 (11:32) C.Thompson right end to PHI 34 for 6 yards (J.Mills).  
 2-4-PHI 34 (10:48) K.Cousins pass incomplete deep left to V.Davis [B.Graham].  
 PENALTY on PHI-R.McLeod, Defensive Offside, 5 yards, enforced at PHI 34 - No Play. X25  
 Timeout #1 by WAS at 10:41.  
1-10-PHI 29 (10:41) M.Jones left end to PHI 32 for -3 yards (J.Hicks, V.Curry).  
 2-13-PHI 32 (9:59) (Shotgun) K.Cousins pass incomplete deep right to D.Jackson.  
 3-13-PHI 32 (9:53) (Shotgun) K.Cousins pass incomplete short right to P.Garcon.  
 4-13-PHI 32 (9:48) D.Hopkins 50 yard field goal is GOOD, Center-N.Sundberg, Holder-T.Way.

|   |
|---|
| PHI 17 WAS 27, 7 plays, 58 yards, 1 penalty, 3:13 drive, 5:17 elapsed |
|---|

D.Hopkins kicks 69 yards from WAS 35 to PHI -4. J.Huff to PHI 21 for 25 yards (M.Spaight, J.Evans).

Philadelphia Eagles at 9:43, (1st play from scrimmage 9:37)

1-10-PHI 21 (9:37) R.Mathews up the middle to PHI 43 for 22 yards (D.Whitner, M.Foster). R7  
1-10-PHI 43 (9:01) D.Sproles right tackle to PHI 44 for 1 yard (P.Smith).  
 PENALTY on PHI-J.Kelce, Offensive Holding, 10 yards, enforced at PHI 43 - No Play.  
 1-20-PHI 33 (8:30) (Shotgun) C.Wentz pass deep middle to D.Green-Beckham to WAS 44 for 23 yards (D.Whitner, B.Breeland). P8  
1-10-WAS 44 (7:57) (No Huddle, Shotgun) C.Wentz pass deep right to Z.Ertz to WAS 22 for 22 yards (W.Compton). P9  
1-10-WAS 22 (7:26) (No Huddle) D.Sproles left end to WAS 11 for 11 yards (K.Fuller; W.Blackmon). R10  
1-10-WAS 11 (6:57) (No Huddle, Shotgun) D.Sproles left end to WAS 9 for 2 yards (B.Breeland).  
 2-8-WAS 9 (6:34) (No Huddle, Shotgun) C.Wentz pass short left to N.Agholor to WAS 5 for 4 yards (M.Foster).  
 3-4-WAS 5 (5:51) D.Sproles up the middle to WAS 1 for 4 yards (M.Foster).  
 PENALTY on PHI-B.Brooks, False Start, 5 yards, enforced at WAS 5 - No Play.  
 3-9-WAS 10 (5:29) (Shotgun) C.Wentz pass incomplete short left to Z.Ertz.  
 4-9-WAS 10 (5:25) C.Sturgis 28 yard field goal is GOOD, Center-J.Dorenbos, Holder-D.Jones.

|  |
|--|
| PHI 20 WAS 27, 8 plays, 69 yards, 4:23 drive, 9:40 elapsed |
|--|

C.Sturgis kicks 63 yards from PHI 35 to WAS 2. C.Thompson to WAS 24 for 22 yards (R.McLeod).

Washington Redskins at 5:20, (1st play from scrimmage 5:14)

1-10-WAS 24 (5:14) R.Kelley left end to WAS 26 for 2 yards (J.Hicks; N.Bradham).  
 2-8-WAS 26 (4:30) (Shotgun) K.Cousins pass incomplete short right to D.Jackson.  
 3-8-WAS 26 (4:25) (Shotgun) K.Cousins pass incomplete short right.  
 4-8-WAS 26 (4:17) T.Way punts 58 yards to PHI 16, Center-N.Sundberg. D.Sproles to PHI 30 for 14 yards (M.Spaight; W.Compton).

Philadelphia Eagles at 4:05

1-10-PHI 30 (4:05) (Shotgun) C.Wentz pass incomplete short left to D.Green-Beckham (W.Compton). WAS-W.Compton was injured during the play. His return is Probable.  
 2-10-PHI 30 (4:00) (Shotgun) C.Wentz pass incomplete short right to N.Agholor.  
 PENALTY on WAS-B.Breeland, Illegal Use of Hands, 5 yards, enforced at PHI 30 - No Play. X11  
1-10-PHI 35 (3:54) (Shotgun) C.Wentz pass incomplete short left to D.Green-Beckham [T.Murphy].  
 2-10-PHI 35 (3:48) (Shotgun) D.Sproles right tackle to PHI 36 for 1 yard (R.Kerrigan).  
 3-9-PHI 36 (3:13) (No Huddle, Shotgun) C.Wentz pass deep middle to N.Agholor to WAS 46 for 18 yards (B.Breeland) [E.Hood]. P12

Philadelphia Eagles vs Washington Redskins at FedExField

1-10-WAS 46 (2:41) (No Huddle, Shotgun) C.Wentz pass short middle to D.Sproles to WAS 42 for 4 yards (M.Foster) [T.Murphy].

2-6-WAS 42 (2:06) (No Huddle, Shotgun) C.Wentz sacked at PHI 49 for -9 yards (R.Jean Francois).

Two-Minute Warning

3-15-PHI 49 (1:58) (Shotgun) C.Wentz sacked at PHI 40 for -9 yards (sack split by T.Murphy and P.Smith).

Timeout #1 by PHI at 01:44.

4-24-PHI 40 (1:44) D.Jones punts 37 yards to WAS 23, Center-J.Dorenbos, fair catch by J.Crowder.

Washington Redskins at 1:38

1-10-WAS 23 (1:38) T.Nsekhe reported in as eligible. M.Jones up the middle to WAS 25 for 2 yards (M.Kendricks).

Timeout #2 by PHI at 01:34.

2-8-WAS 25 (1:34) M.Jones right guard to WAS 26 for 1 yard (D.Vaeao; B.Allen).

Timeout #3 by PHI at 01:27.

3-7-WAS 26 (1:27) M.Jones left end to PHI 17 for 57 yards (R.McLeod).

R26

1-10-PHI 17 (:29) PENALTY on WAS-K.Cousins, Delay of Game, 5 yards, enforced at PHI 17 - No Play.

1-15-PHI 22 (:29) K.Cousins kneels to PHI 23 for -1 yards.

END OF QUARTER

|                     | Score | Time Poss | First Downs |   |   |   | Efficiencies |        |
|---------------------|-------|-----------|-------------|---|---|---|--------------|--------|
|                     |       |           | R           | P | X | T | 3 Down       | 4 Down |
| Philadelphia Eagles | 20    | 8:54      | 2           | 4 | 1 | 7 | 2/5          | 0/0    |
| Washington Redskins | 27    | 6:06      | 2           | 1 | 1 | 4 | 1/3          | 0/0    |

# Miscellaneous Statistics Report

Philadelphia Eagles vs Washington Redskins  
10/16/2016 at FedExField

## Ten Longest Plays for Philadelphia Eagles

| Yards | Qtr | Play Start  | Play Description   |
|-------|-----|-------------|--|
| 54    | 4   | 3-14-PHI 20 | (14:55) (Shotgun) C.Wentz pass deep right to J.Matthews to WAS 26 for 54 yards (W.Blackmon).                         |
| 23    | 4   | 1-20-PHI 33 | (8:30) (Shotgun) C.Wentz pass deep middle to D.Green-Beckham to WAS 44 for 23 yards (D.Whitner, B.Breeland).         |
| 22    | 4   | 1-10-PHI 21 | (9:37) R.Mathews up the middle to PHI 43 for 22 yards (D.Whitner, M.Foster).   |
| 22    | 4   | 1-10-WAS 44 | (7:57) (No Huddle, Shotgun) C.Wentz pass deep right to Z.Ertz to WAS 22 for 22 yards (W.Compton).                    |
| 18    | 4   | 3-9-PHI 36  | (3:13) (No Huddle, Shotgun) C.Wentz pass deep middle to N.Agholor to WAS 46 for 18 yards (B.Breeland) [E.Hood].      |
| 14    | 3   | 3-21-PHI 25 | (4:50) (Shotgun) C.Wentz pass short right to W.Smallwood to PHI 39 for 14 yards (W.Blackmon; T.Garvin) [R.Kerrigan]. |
| 12    | 1   | 3-18-PHI 30 | (11:57) (Shotgun) C.Wentz pass short middle to J.Matthews to PHI 42 for 12 yards (M.Foster; K.Fuller).               |
| 12    | 3   | 2-14-PHI 21 | (7:25) (Shotgun) C.Wentz pass short middle to N.Agholor to PHI 33 for 12 yards (J.Norman; W.Blackmon) [R.Kerrigan].  |
| 11    | 4   | 1-10-WAS 22 | (7:26) (No Huddle) D.Sproles left end to WAS 11 for 11 yards (K.Fuller; W.Blackmon).                                 |
| 10    | 1   | 2-14-PHI 21 | (14:32) (Shotgun) R.Mathews left end pushed ob at PHI 31 for 10 yards (Q.Dunbar).                                    |

## Ten Longest Plays for Washington Redskins

| Yards | Qtr | Play Start  | Play Description  |
|-------|-----|-------------|---|
| 57    | 4   | 3-7-WAS 26  | (1:27) M.Jones left end to PHI 17 for 57 yards (R.McLeod).                                  |
| 45    | 2   | 1-10-WAS 22 | (11:05) R.Kelley up the middle to PHI 33 for 45 yards (R.McLeod).                           |
| 37    | 4   | 1-10-WAS 23 | (12:10) K.Cousins pass deep left to V.Davis pushed ob at PHI 40 for 37 yards (R.McLeod).    |
| 35    | 1   | 1-5-WAS 34  | (2:22) K.Cousins pass deep right to D.Jackson pushed ob at PHI 31 for 35 yards (R.McLeod).  |
| 22    | 2   | 2-6-WAS 29  | (3:41) M.Jones left end to PHI 49 for 22 yards (R.McLeod).                                  |
| 22    | 3   | 3-8-WAS 23  | (14:06) (Shotgun) K.Cousins pass short middle to P.Garcon to WAS 45 for 22 yards (J.Mills). |
| 21    | 2   | 2-19-WAS 41 | (4:57) (Shotgun) K.Cousins pass deep left to J.Crowder to PHI 38 for 21 yards (M.Jenkins).  |
| 20    | 3   | 1-10-WAS 15 | (3:58) K.Cousins pass short middle to P.Garcon to WAS 35 for 20 yards (R.McLeod).           |
| 16    | 1   | 1-10-PHI 16 | (:57) (Shotgun) K.Cousins pass deep left to J.Crowder for 16 yards, TOUCHDOWN.              |
| 16    | 3   | 2-2-PHI 35  | (11:14) M.Jones left guard to PHI 19 for 16 yards (R.McLeod; N.Bradham).                    |

## Touchdown Scoring Information

|                |                     | Offense | Defense | Special Teams |
|----------------|---------------------|---------|---------|---------------|
| <b>VISITOR</b> | Philadelphia Eagles | 0       | 1       | 1             |
| <b>HOME</b>    | Washington Redskins | 3       | 0       | 0             |

## Player Scoring Information

| Club | Player      | TD | Rush TD | Rec TD | KO TD | Punt TD | Int TD | Fum TD | Misc TD | FG | XP | 2Pt Rush | 2Pt Rec | Sfty | Points |
|------|-------------|----|---------|--------|-------|---------|--------|--------|---------|----|----|----------|---------|------|--------|
| PHI  | C.Sturgis   | 0  | 0       | 0      | 0     | 0       | 0      | 0      | 0       | 2  | 2  | 0        | 0       | 0    | 8      |
| PHI  | W.Smallwood | 0  | 0       | 0      | 1     | 0       | 0      | 0      | 0       | 0  | 0  | 0        | 0       | 0    | 6      |
| PHI  | M.Jenkins   | 0  | 0       | 0      | 0     | 0       | 1      | 0      | 0       | 0  | 0  | 0        | 0       | 0    | 6      |
| WAS  | D.Hopkins   | 0  | 0       | 0      | 0     | 0       | 0      | 0      | 0       | 2  | 3  | 0        | 0       | 0    | 9      |
| WAS  | M.Jones     | 0  | 1       | 0      | 0     | 0       | 0      | 0      | 0       | 0  | 0  | 0        | 0       | 0    | 6      |
| WAS  | J.Crowder   | 0  | 0       | 1      | 0     | 0       | 0      | 0      | 0       | 0  | 0  | 0        | 0       | 0    | 6      |
| WAS  | V.Davis     | 0  | 0       | 1      | 0     | 0       | 0      | 0      | 0       | 0  | 0  | 0        | 0       | 0    | 6      |

## Possession Detail

|                             | First Half |      | Second Half |       | Game    |       |
|-----------------------------|------------|------|-------------|-------|---------|-------|
|                             | Visitor    | Home | Visitor     | Home  | Visitor | Home  |
| Largest Lead                | 0          | 14   | 0           | 10    | 0       | 14    |
| Drives Leading              | 0          | 2    | 0           | 5     | 0       | 7     |
| Time of Possession Leading  | 0:00       | 9:13 | 0:00        | 14:38 | 0:00    | 23:51 |
| Largest Deficit             | -14        | 0    | -10         | 0     | -14     | 0     |
| Drives Trailing             | 3          | 0    | 4           | 0     | 7       | 0     |
| Time of Possession Trailing | 2:49       | 0:00 | 15:22       | 0:00  | 18:11   | 0:00  |
| Times Score Tied Up         |            | 1    |             | 0     |         | 1     |
| Lead Changes                |            | 2    |             | 0     |         | 2     |

# Playtime Percentage

*Percent of playtime per player on offense, defense and special teams*

| Philadelphia Eagles |    |         |         |               | Washington Redskins |    |         |         |               |
|---------------------|----|---------|---------|---------------|---------------------|----|---------|---------|---------------|
|                     |    | Offense | Defense | Special Teams |                     |    | Offense | Defense | Special Teams |
| A Barbre            | G  | 52 100% |         | 4 13%         | S Lauvao            | G  | 74 100% |         | 5 17%         |
| B Brooks            | G  | 52 100% |         | 4 13%         | M Moses             | T  | 74 100% |         | 5 17%         |
| H Vaitai            | T  | 52 100% |         | 4 13%         | S Long              | G  | 74 100% |         | 5 17%         |
| C Wentz             | QB | 52 100% |         |               | B Scherff           | G  | 74 100% |         | 5 17%         |
| J Peters            | T  | 52 100% |         |               | K Cousins           | QB | 74 100% |         |               |
| J Kelce             | C  | 52 100% |         |               | T Williams          | T  | 74 100% |         |               |
| J Matthews          | WR | 48 92%  |         |               | V Davis             | TE | 72 97%  |         |               |
| Z Ertz              | TE | 46 88%  |         | 10 33%        | P Garcon            | WR | 60 81%  |         |               |
| N Agholor           | WR | 44 85%  |         |               | J Crowder           | WR | 56 76%  |         | 6 20%         |
| D Green-Beckham     | WR | 42 81%  |         |               | D Jackson           | WR | 50 68%  |         |               |
| D Sproles           | RB | 23 44%  |         | 4 13%         | C Thompson          | RB | 36 49%  |         | 5 17%         |
| B Celek             | TE | 13 25%  |         | 10 33%        | M Jones             | RB | 30 41%  |         |               |
| R Mathews           | RB | 11 21%  |         |               | N Paul              | TE | 22 30%  |         | 15 50%        |
| W Smallwood         | RB | 10 19%  |         | 18 60%        | R Grant             | WR | 20 27%  |         | 11 37%        |
| J Huff              | WR | 9 17%   |         | 12 40%        | R Kelley            | RB | 9 12%   |         | 8 27%         |
| K Barner            | RB | 8 15%   |         | 5 17%         | R Ross              | WR | 9 12%   |         |               |
| T Burton            | TE | 6 12%   |         | 21 70%        | T Nsekhe            | T  | 6 8%    |         | 9 30%         |
| M Jenkins           | SS |         | 74 100% | 7 23%         | W Blackmon          | FS |         | 52 100% | 5 17%         |
| J Hicks             | LB |         | 74 100% | 5 17%         | J Norman            | CB |         | 52 100% | 4 13%         |
| N Bradham           | LB |         | 74 100% | 2 7%          | W Compton           | LB |         | 48 92%  | 8 27%         |
| R McLeod            | FS |         | 73 99%  | 4 13%         | K Fuller            | CB |         | 45 87%  | 12 40%        |
| J Mills             | CB |         | 73 99%  |               | M Foster            | LB |         | 45 87%  | 8 27%         |
| N Carroll           | CB |         | 68 92%  | 6 20%         | B Breeland          | CB |         | 45 87%  | 4 13%         |
| C Barwin            | DE |         | 60 81%  | 5 17%         | R Kerrigan          | LB |         | 42 81%  | 4 13%         |
| B Graham            | DE |         | 56 76%  | 7 23%         | D Whitner           | SS |         | 41 79%  | 6 20%         |
| F Cox               | DT |         | 55 74%  | 2 7%          | C Baker             | DE |         | 37 71%  |               |
| R Brooks            | CB |         | 52 70%  | 12 40%        | E Hood              | DE |         | 35 67%  | 5 17%         |
| B Allen             | DT |         | 43 58%  | 9 30%         | P Smith             | LB |         | 33 63%  | 4 13%         |
| V Curry             | DE |         | 32 43%  | 5 17%         | T Murphy            | LB |         | 32 62%  | 4 13%         |
| D Vaeao             | DT |         | 28 38%  | 1 3%          | D Ihenacho          | SS |         | 18 35%  | 10 33%        |
| M Kendricks         | LB |         | 22 30%  | 5 17%         | R Jean Francois     | DE |         | 14 27%  | 7 23%         |
| B Logan             | DT |         | 17 23%  | 2 7%          | C Jenkins           | DT |         | 13 25%  | 4 13%         |
| M Smith             | DE |         | 11 15%  | 11 37%        | T Garvin            | LB |         | 7 13%   | 21 70%        |
| J Watkins           | SS |         | 1 1%    | 21 70%        | M Ioannidis         | DT |         | 7 13%   | 10 33%        |
| S Tulloch           | LB |         | 1 1%    |               | Q Dunbar            | CB |         | 4 8%    | 16 53%        |
| B Braman            | DE |         |         | 26 87%        | M Spaight           | LB |         | 2 4%    | 21 70%        |
| C Maragos           | FS |         |         | 25 83%        | H Bates             | LB |         |         | 25 83%        |
| N Goode             | LB |         |         | 21 70%        | D Everett           | FS |         |         | 21 70%        |
| K Grugier-Hill      | LB |         |         | 21 70%        | J Evans             | SS |         |         | 17 57%        |
| J Dorenbos          | LS |         |         | 10 33%        | D Hopkins           | K  |         |         | 11 37%        |
| D Jones             | P  |         |         | 10 33%        | T Way               | P  |         |         | 9 30%         |
| C Sturgis           | K  |         |         | 9 30%         | N Sundberg          | LS |         |         | 9 30%         |
| M Tobin             | G  |         |         | 4 13%         | G Toler             | CB |         |         | 6 20%         |
| T Brooks            | SS |         |         | 4 13%         | J Sullivan          | C  |         |         | 5 17%         |
| S Wisniewski        | C  |         |         | 4 13%         |                     |    |         |         |               |

# National Football League Game Summary

NFL Copyright © 2016 by The National Football League. All rights reserved. This summary and play-by-play is for the express purpose of assisting media in their coverage of the game; any other use of this material is prohibited without the written permission of the National Football League. Updated: 10/26/2016

Date: Sunday, 10/23/2016

## Washington Redskins at Detroit Lions

Start Time: 1:02 PM EDT

at Ford Field, Detroit

### Game Day Weather

Game Weather: Controlled Climate  
 Played Indoors on Turf: Field Turf

Temp: 68° F (20.0° C) Humidity: 70%,  
 Outdoor Weather: 54 deg F, Winds W at 6mph, Humidity 73%,

### Officials

Referee: Coleman, Walt (65)  
 Line Judge: Codey, Kevin (16)  
 Back Judge: Miles, Terrence (111)

Umpire: Rice, Jeff (44)  
 Side Judge: Eck, Alan (76)  
 Replay Official: Nazzaro, Louis ( )

Head Linesman: Bowers, Derick (74)  
 Field Judge: Brown, Terry (43)

### Lineups

#### Washington Redskins

#### Detroit Lions

| Offense |            | Defense |            |
|---------|------------|---------|------------|
| WR 88   | P.Garcon   | CB 38   | K.Fuller   |
| LT 71   | T.Williams | NT 90   | E.Hood     |
| LG 77   | S.Lauvao   | RDE 92  | C.Baker    |
| C 61    | S.Long     | SLB 94  | P.Smith    |
| RG 75   | B.Scherff  | MLB 51  | W.Compton  |
| RT 76   | M.Moses    | MLB 54  | M.Foster   |
| TE 85   | V.Davis    | WLB 91  | R.Kerrigan |
| WR 80   | J.Crowder  | CB 26   | B.Breeland |
| WE 11   | D.Jackson  | CB 24   | J.Norman   |
| QB 8    | K.Cousins  | SS 39   | D.Whitner  |
| RB 31   | M.Jones    | FS 41   | W.Blackmon |

| Offense |            | Defense |             |
|---------|------------|---------|-------------|
| WR 15   | G.Tate     | DE 98   | D.Taylor    |
| LT 68   | T.Decker   | DT 93   | T.Walker    |
| LG 60   | G.Glasgow  | DT 99   | K.Thornton  |
| C 64    | T.Swanson  | DE 94   | E.Ansah     |
| RG 75   | L.Warford  | CB 28   | Q.Diggs     |
| RT 71   | R.Reiff    | LB 59   | T.Whitehead |
| TE 84   | C.Harbor   | LB 53   | K.Van Noy   |
| WR 11   | M.Jones    | CB 23   | D.Slay      |
| WR 80   | A.Boldin   | CB 24   | N.Lawson    |
| QB 9    | M.Stafford | SS 32   | T.Wilson    |
| RB 34   | Z.Zenner   | FS 27   | G.Quin      |

### Substitutions

### Substitutions

K 3 D.Hopkins, P 5 T.Way, WR 13 M.Harris, WR 14 R.Grant, CB 20 G.Toler, S 22 D.Everett, RB 25 C.Thompson, S 29 D.Ihenacho, RB 32 R.Kelley, S 36 S.Cravens, CB 47 Q.Dunbar, LB 50 M.Spaight, LB 52 T.Garvin, C 56 J.Sullivan, LS 57 N.Sundberg, DL 73 C.Jenkins, G 74 A.Kouandjio, T 79 T.Nsekhe, TE 84 N.Paul, LB/DE 93 T.Murphy, LB 96 H.Bates, DE 98 M.Ioannidis, DE 99 R.Jean Francois

K 5 M.Prater, P 6 S.Martin, WR 12 A.Roberts, S 26 D.Carey, CB 29 J.Bademosi, RB 30 J.Forsett, S 31 R.Bush, S 35 M.Killebrew, FB 46 M.Burton, LS 48 D.Muhlbach, LB 50 T.Armbrister, DE 51 B.Copeland, LB 52 A.Williams, DE 61 K.Hyder, DL 69 A.Zettel, G 72 L.Tomlinson, T 77 C.Lucas, TE 86 K.Lee, TE 89 C.Wick, DT 91 A.Robinson, DT 96 S.Charles, DE 97 A.Bryant

### Did Not Play

### Did Not Play

QB 16 C.McCoy

QB 8 D.Orlovsky, OL 66 J.Dahl

### Not Active

### Not Active

QB 2 N.Sudfeld, WR 19 R.Ross, CB 35 D.Phillips, S 45 J.Evans, OL 60 V.Painter, DE 72 A.Lanier, TE 86 J.Reed

RB 25 T.Riddick, RB 36 D.Washington, CB 38 A.Barnes, LB 54 D.Levy, T 70 C.Robinson, TE 85 E.Ebron, DT 92 H.Ngata

Field Goals (made ( ) & missed)

|          | D.Hopkins           | 45LU (38) | M.Prater | 49WL (43) (27) |   |    |    |       |
|----------|---------------------|-----------|----------|----------------|---|----|----|-------|
|          |                     |           | 1        | 2              | 3 | 4  | OT | Total |
| VISITOR: | Washington Redskins |           | 0        | 3              | 0 | 14 | 0  | 17    |
| HOME:    | Detroit Lions       |           | 0        | 3              | 7 | 10 | 0  | 20    |

### Scoring Plays

| Team     | Qtr | Time  | Play Description (Extra Point) (Drive Info)                       | Visitor | Home |
|----------|-----|-------|---|---------|------|
| Lions    | 2   | 9:37  | M.Prater 43 yd. Field Goal (10-55, 5:43)                          | 0       | 3    |
| Redskins | 2   | 0:00  | D.Hopkins 38 yd. Field Goal (10-51, 3:17)                         | 3       | 3    |
| Lions    | 3   | 7:20  | Z.Zenner 1 yd. run (M.Prater kick) (7-86, 2:53)                   | 3       | 10   |
| Lions    | 4   | 13:10 | M.Prater 27 yd. Field Goal (10-53, 5:12)                          | 3       | 13   |
| Redskins | 4   | 8:20  | R.Kelley 1 yd. pass from K.Cousins (D.Hopkins kick) (9-75, 4:50)  | 10      | 13   |
| Redskins | 4   | 1:05  | K.Cousins 19 yd. run (D.Hopkins kick) (9-76, 4:15)                | 17      | 13   |
| Lions    | 4   | 0:16  | A.Boldin 18 yd. pass from M.Stafford (M.Prater kick) (6-75, 0:49) | 17      | 20   |

Paid Attendance: 60,461

Time: 2:59

Washington Redskins vs Detroit Lions  
10/23/2016 at Ford Field

# Final Individual Statistics

## Washington Redskins

## Detroit Lions

| RUSHING    |     |     |     |           |    | RUSHING    |     |     |      |    |    |
|------------|-----|-----|-----|-----------|----|------------|-----|-----|------|----|----|
|            | ATT | YDS | AVG | LG        | TD |            | ATT | YDS | AVG  | LG | TD |
| C.Thompson | 12  | 73  | 6.1 | 16        | 0  | J.Forsett  | 8   | 33  | 4.1  | 9  | 0  |
| M.Jones    | 10  | 27  | 2.7 | 7         | 0  | M.Stafford | 2   | 32  | 16.0 | 18 | 0  |
| R.Kelley   | 4   | 15  | 3.8 | 5         | 0  | Z.Zenner   | 9   | 29  | 3.2  | 9  | 1  |
| K.Cousins  | 3   | 15  | 5.0 | <b>19</b> | 1  |            |     |     |      |    |    |
| Total      | 29  | 130 | 4.5 | 19        | 1  | Total      | 19  | 94  | 4.9  | 18 | 1  |

| PASSING   |     |     |     |       |    |    |    |       | PASSING    |     |     |     |       |    |    |    |       |
|-----------|-----|-----|-----|-------|----|----|----|-------|------------|-----|-----|-----|-------|----|----|----|-------|
|           | ATT | CMP | YDS | SK/YD | TD | LG | IN | RT    |            | ATT | CMP | YDS | SK/YD | TD | LG | IN | RT    |
| K.Cousins | 39  | 30  | 301 | 2/18  | 1  | 27 | 0  | 106.9 | M.Stafford | 29  | 18  | 266 | 3/16  | 1  | 52 | 0  | 103.5 |
| Total     | 39  | 30  | 301 | 2/18  | 1  | 27 | 0  | 106.9 | Total      | 29  | 18  | 266 | 3/16  | 1  | 52 | 0  | 103.5 |

| PASS RECEIVING |     |     |     |      |          |    | PASS RECEIVING |     |     |     |      |           |    |
|----------------|-----|-----|-----|------|----------|----|----------------|-----|-----|-----|------|-----------|----|
|                | TAR | REC | YDS | AVG  | LG       | TD |                | TAR | REC | YDS | AVG  | LG        | TD |
| J.Crowder      | 9   | 7   | 108 | 15.4 | 26       | 0  | G.Tate         | 12  | 6   | 93  | 15.5 | 27        | 0  |
| C.Thompson     | 7   | 7   | 40  | 5.7  | 11       | 0  | M.Jones        | 5   | 4   | 94  | 23.5 | 52        | 0  |
| V.Davis        | 6   | 6   | 79  | 13.2 | 27       | 0  | A.Boldin       | 4   | 3   | 28  | 9.3  | <b>18</b> | 1  |
| D.Jackson      | 8   | 5   | 35  | 7.0  | 12       | 0  | C.Harbor       | 2   | 2   | 16  | 8.0  | 9         | 0  |
| P.Garcon       | 5   | 2   | 22  | 11.0 | 17       | 0  | J.Forsett      | 2   | 2   | 15  | 7.5  | 8         | 0  |
| N.Paul         | 1   | 1   | 11  | 11.0 | 11       | 0  | A.Roberts      | 2   | 1   | 20  | 20.0 | 20        | 0  |
| R.Grant        | 2   | 1   | 5   | 5.0  | 5        | 0  | Z.Zenner       | 2   | 0   | 0   | 0.0  | 0         | 0  |
| R.Kelley       | 1   | 1   | 1   | 1.0  | <b>1</b> | 1  |                |     |     |     |      |           |    |
| Total          | 39  | 30  | 301 | 10.0 | 27       | 1  | Total          | 29  | 18  | 266 | 14.8 | 52        | 1  |

| INTERCEPTIONS |    |     |     |    |    | INTERCEPTIONS |    |     |     |    |    |
|---------------|----|-----|-----|----|----|---------------|----|-----|-----|----|----|
|               | NO | YDS | AVG | LG | TD |               | NO | YDS | AVG | LG | TD |
| Total         | 0  | 0   | 0   | 0  | 0  | Total         | 0  | 0   | 0   | 0  | 0  |

| PUNTING |    |     |      |      |    |      |    | PUNTING  |    |     |      |      |    |      |    |
|---------|----|-----|------|------|----|------|----|----------|----|-----|------|------|----|------|----|
|         | NO | YDS | AVG  | NET  | TB | IN20 | LG |          | NO | YDS | AVG  | NET  | TB | IN20 | LG |
| T.Way   | 2  | 86  | 43.0 | 33.0 | 1  | 1    | 59 | S.Martin | 3  | 153 | 51.0 | 45.7 | 0  | 1    | 58 |
| Total   | 2  | 86  | 43.0 | 33.0 | 1  | 1    | 59 | Total    | 3  | 153 | 51.0 | 45.7 | 0  | 1    | 58 |

| PUNT RETURNS    |    |     |      |    |    |    | PUNT RETURNS |    |     |     |    |    |    |
|-----------------|----|-----|------|----|----|----|--------------|----|-----|-----|----|----|----|
|                 | NO | YDS | AVG  | FC | LG | TD |              | NO | YDS | AVG | FC | LG | TD |
| W.Blackmon      | 1  | 16  | 16.0 | 1  | 16 | 0  | A.Roberts    | 0  | 0   | 0.0 | 1  | 0  | 0  |
| [OUT OF BOUNDS] | 1  | 0   | 0.0  | 0  | 0  | 0  | [TOUCHBACK]  | 1  | 0   | 0.0 | 0  | 0  | 0  |
| Total           | 1  | 16  | 16.0 | 1  | 16 | 0  | Total        | 0  | 0   | 0.0 | 1  | 0  | 0  |

| KICKOFF RETURNS |    |     |     |    |    |    | KICKOFF RETURNS |    |     |     |    |    |    |
|-----------------|----|-----|-----|----|----|----|-----------------|----|-----|-----|----|----|----|
|                 | NO | YDS | AVG | FC | LG | TD |                 | NO | YDS | AVG | FC | LG | TD |
| [TOUCHBACK]     | 5  | 0   | 0.0 | 0  | 0  | 0  | [TOUCHBACK]     | 3  | 0   | 0.0 | 0  | 0  | 0  |
| Total           | 0  | 0   | 0.0 | 0  | 0  | 0  | Total           | 0  | 0   | 0.0 | 0  | 0  | 0  |

### Washington Redskins

| FUMBLES   | FUM | LOST | OWN-REC | YDS | TD | FORCED | OPP-REC | YDS | TD | OUT-BDS |
|-----------|-----|------|---------|-----|----|--------|---------|-----|----|---------|
| K.Cousins | 3   | 1    | 1       | 0   | 0  | 0      | 0       | 0   | 0  | 0       |
| M.Jones   | 1   | 1    | 1       | 0   | 0  | 0      | 0       | 0   | 0  | 0       |
| T.Murphy  | 0   | 0    | 0       | 0   | 0  | 1      | 0       | 0   | 0  | 0       |
| Total     | 4   | 2    | 2       | 0   | 0  | 1      | 0       | 0   | 0  | 0       |

### Detroit Lions

| FUMBLES    | FUM | LOST | OWN-REC | YDS | TD | FORCED | OPP-REC | YDS | TD | OUT-BDS |
|------------|-----|------|---------|-----|----|--------|---------|-----|----|---------|
| M.Stafford | 1   | 0    | 1       | 0   | 0  | 0      | 0       | 0   | 0  | 0       |
| A.Bryant   | 0   | 0    | 0       | 0   | 0  | 1      | 0       | 0   | 0  | 0       |
| B.Copeland | 0   | 0    | 0       | 0   | 0  | 1      | 0       | 0   | 0  | 0       |
| K.Thornton | 0   | 0    | 0       | 0   | 0  | 1      | 0       | 0   | 0  | 0       |
| K.Hyder    | 0   | 0    | 0       | 0   | 0  | 0      | 1       | 0   | 0  | 0       |
| T.Wilson   | 0   | 0    | 0       | 0   | 0  | 0      | 1       | 0   | 0  | 0       |
| Total      | 1   | 0    | 1       | 0   | 0  | 3      | 2       | 0   | 0  | 0       |

Washington Redskins vs Detroit Lions  
10/23/2016 at Ford Field

# Final Team Statistics

|   | Visitor<br>Redskins | Home<br>Lions |
|---|---------------------|---------------|
| TOTAL FIRST DOWNS                                 | 26                  | 19            |
| By Rushing  | 12                  | 5             |
| By Passing  | 12                  | 13            |
| By Penalty  | 2                   | 1             |
| THIRD DOWN EFFICIENCY                             | 9-15-60%            | 3-9-33%       |
| FOURTH DOWN EFFICIENCY                            | 0-0-0%              | 0-0-0%        |
| TOTAL NET YARDS                                   | 413                 | 344           |
| Total Offensive Plays (inc. times thrown passing) | 70                  | 51            |
| Average gain per offensive play                   | 5.9                 | 6.7           |
| NET YARDS RUSHING                                 | 130                 | 94            |
| Total Rushing Plays                               | 29                  | 19            |
| Average gain per rushing play                     | 4.5                 | 4.9           |
| Tackles for a loss-number and yards               | 1-4                 | 1-1           |
| NET YARDS PASSING                                 | 283                 | 250           |
| Times thrown - yards lost attempting to pass      | 2-18                | 3-16          |
| Gross yards passing                               | 301                 | 266           |
| PASS ATTEMPTS-COMPLETIONS-HAD INTERCEPTED         | 39-30-0             | 29-18-0       |
| Avg gain per pass play (inc.# thrown passing)     | 6.9                 | 7.8           |
| KICKOFFS Number-In End Zone-Touchbacks            | 3-3-3               | 5-5-5         |
| PUNTS Number and Average                          | 2-43.0              | 3-51.0        |
| Had Blocked                                       | 0                   | 0             |
| FGs - PATs Had Blocked                            | 0-0                 | 0-0           |
| Net Punting Average                               | 33.0                | 45.7          |
| TOTAL RETURN YARDAGE (Not Including Kickoffs)     | 16                  | 0             |
| No. and Yards Punt Returns                        | 1-16                | 0-0           |
| No. and Yards Kickoff Returns                     | 0-0                 | 0-0           |
| No. and Yards Interception Returns                | 0-0                 | 0-0           |
| PENALTIES Number and Yards                        | 4-20                | 4-30          |
| FUMBLES Number and Lost                           | 4-2                 | 1-0           |
| TOUCHDOWNS  | 2                   | 2             |
| Rushing   | 1                   | 1             |
| Passing   | 1                   | 1             |
| EXTRA POINTS Made-Attempts                        | 2-2                 | 2-2           |
| Kicking Made-Attempts                             | 2-2                 | 2-2           |
| FIELD GOALS Made-Attempts                         | 1-2                 | 2-3           |
| RED ZONE EFFICIENCY                               | 2-3-67%             | 2-3-67%       |
| GOAL TO GO EFFICIENCY                             | 1-2-50%             | 1-1-100%      |
| SAFETIES  | 0                   | 0             |
| FINAL SCORE                                       | 17                  | 20            |
| TIME OF POSSESSION                                | 34:59               | 25:01         |

Washington Redskins vs Detroit Lions  
10/23/2016 at Ford Field

# Ball Possession And Drive Chart

## Washington Redskins

| # | Time Recd | Time Lost | Time Poss | How Ball Obtained | Drive Began | # Play | Yds Gain | Yds Pen | Net Yds | 1st Down | Last Scrm | How Given Up |
|---|-----------|-----------|-----------|-------------------|-------------|--------|----------|---------|---------|----------|-----------|--------------|
| 1 | 13:53     | 8:34      | 5:19      | Punt              | WAS 15      | 9      | 26       | 0       | 26      | 2        | WAS 41    | Punt         |
| 2 | 3:51      | 0:20      | 3:31      | Missed FG         | WAS 39      | 7      | 59       | 0       | 59      | 4        | * DET 7   | Fumble       |
| 3 | 9:37      | 4:51      | 4:46      | Kickoff           | WAS 25      | 11     | 48       | 0       | 48      | 3        | DET 27    | Missed FG    |
| 4 | 3:17      | 0:00      | 3:17      | Punt              | WAS 29      | 10     | 51       | 0       | 51      | 3        | DET 20    | Field Goal   |
| 5 | 15:00     | 10:13     | 4:47      | Kickoff           | WAS 25      | 7      | 44       | -10     | 34      | 2        | DET 41    | Punt         |
| 6 | 7:20      | 3:22      | 3:58      | Kickoff           | WAS 25      | 7      | 32       | 5       | 37      | 3        | DET 34    | Fumble       |
| 7 | 13:10     | 8:20      | 4:50      | Kickoff           | WAS 25      | 9      | 70       | 5       | 75      | 5        | * DET 1   | Touchdown    |
| 8 | 5:20      | 1:05      | 4:15      | Punt              | WAS 24      | 9      | 81       | -5      | 76      | 4        | * DET 19  | Touchdown    |
| 9 | 0:16      | 0:00      | 0:16      | Kickoff           | WAS 25      | 3      | 2        | 0       | 2       | 0        | WAS 25    | End of Game  |

(232) Average WAS 26

## Detroit Lions

| # | Time Recd | Time Lost | Time Poss | How Ball Obtained | Drive Began | # Play | Yds Gain | Yds Pen | Net Yds | 1st Down | Last Scrm | How Given Up |
|---|-----------|-----------|-----------|-------------------|-------------|--------|----------|---------|---------|----------|-----------|--------------|
| 1 | 15:00     | 13:53     | 1:07      | Kickoff           | DET 25      | 3      | 9        | 0       | 9       | 0        | DET 34    | Punt         |
| 2 | 8:34      | 3:51      | 4:43      | Punt              | DET 20      | 10     | 50       | 0       | 50      | 3        | WAS 30    | Missed FG    |
| 3 | 0:20      | 9:37      | 5:43      | Fumble            | DET 20      | 10     | 65       | -10     | 55      | 3        | WAS 25    | Field Goal   |
| 4 | 4:51      | 3:17      | 1:34      | Missed FG         | DET 35      | 3      | -6       | 0       | -6      | 0        | DET 29    | Punt         |
| 5 | 10:13     | 7:20      | 2:53      | Punt              | DET 14      | 7      | 86       | 0       | 86      | 4        | * WAS 1   | Touchdown    |
| 6 | 3:22      | 13:10     | 5:12      | Fumble            | DET 38      | 10     | 58       | -5      | 53      | 4        | * WAS 9   | Field Goal   |
| 7 | 8:20      | 5:20      | 3:00      | Kickoff           | DET 25      | 5      | 7        | 0       | 7       | 1        | DET 32    | Punt         |
| 8 | 1:05      | 0:16      | 0:49      | Kickoff           | DET 25      | 6      | 75       | 0       | 75      | 4        | * WAS 18  | Touchdown    |

(202) Average DET 25

\* inside opponent's 20

### Time of Possession by Quarter

|                                    | 1st  | 2nd  | 3rd  | 4th  | OT | Total |
|------------------------------------|------|------|------|------|----|-------|
| <b>Visitor</b> Washington Redskins | 8:50 | 8:03 | 8:45 | 9:21 |    | 34:59 |
| <b>Home</b> Detroit Lions          | 6:10 | 6:57 | 6:15 | 5:39 |    | 25:01 |

### Kickoff Drive No.-Start Average

Redskins: 5 - WAS 25

Lions: 3 - DET 25









**Play By Play**

# First Quarter

10/23/2016

WAS wins the coin toss and elects to defer. DET elects to Receive, and WAS elects to defend the west goal.

D.Hopkins kicks 65 yards from WAS 35 to end zone, Touchback.

Detroit Lions at 15:00

- 1-10-DET 25 (15:00) (Shotgun) M.Stafford pass incomplete short middle to A.Boldin (W.Compton).
- 2-10-DET 25 (14:56) (Shotgun) Z.Zenner up the middle to DET 33 for 8 yards (M.Foster).
- 3-2-DET 33 (14:18) (Shotgun) M.Stafford pass short right to A.Boldin ran ob at DET 34 for 1 yard.  
Timeout #1 by DET at 14:01.
- 4-1-DET 34 (14:01) S.Martin punts 51 yards to WAS 15, Center-D.Muhlbach, out of bounds.

Washington Redskins at 13:53

- 1-10-WAS 15 (13:53) M.Jones up the middle to WAS 16 for 1 yard (T.Wilson).
- 2-9-WAS 16 (13:18) (Shotgun) K.Cousins pass short right to V.Davis to WAS 24 for 8 yards (K.Van Noy; R.Bush).
- 3-1-WAS 24 (12:34) T.Nsekhe reported in as eligible. M.Jones right tackle to WAS 27 for 3 yards (B.Copeland). R1
- 1-10-WAS 27 (11:52) K.Cousins pass incomplete deep right to P.Garcon.
- 2-10-WAS 27 (11:45) (Shotgun) C.Thompson right end to WAS 31 for 4 yards (K.Hyder).
- 3-6-WAS 31 (11:00) (Shotgun) K.Cousins pass short middle to J.Crowder to 50 for 19 yards (G.Quin). P2
- 1-10-50 (10:20) T.Nsekhe reported in as eligible. K.Cousins FUMBLES (Aborted) at WAS 46, recovered by WAS-M.Jones at 50. M.Jones to 50 for no gain (T.Walker).
- 2-10-50 (9:36) (Shotgun) K.Cousins sacked at WAS 41 for -9 yards (A.Bryant). FUMBLES (A.Bryant) [A.Bryant], and recovers at WAS 41. K.Cousins to WAS 41 for no gain (A.Bryant).
- 3-19-WAS 41 (8:49) (Shotgun) K.Cousins pass incomplete deep left to D.Jackson [E.Ansah].
- 4-19-WAS 41 (8:42) T.Way punts 59 yards to end zone, Center-N.Sundberg, Touchback.

Detroit Lions at 8:34

- 1-10-DET 20 (8:34) C.Lucas reported in as eligible. M.Stafford pass short right to G.Tate to DET 31 for 11 yards (B.Breeland). P1
- 1-10-DET 31 (7:49) Z.Zenner right end to DET 40 for 9 yards (W.Compton; W.Blackmon).
- 2-1-DET 40 (7:07) (Shotgun) M.Stafford pass short right to C.Harbor to DET 49 for 9 yards (M.Foster; C.Baker). P2
- 1-10-DET 49 (6:24) (Shotgun) Z.Zenner up the middle to 50 for 1 yard (M.Foster).
- 2-9-50 (5:38) (Shotgun) M.Stafford pass incomplete short right to G.Tate (M.Foster).
- 3-9-50 (5:33) (Shotgun) M.Stafford pass short left to G.Tate to WAS 34 for 16 yards (W.Compton). P3
- 1-10-WAS 34 (4:47) Z.Zenner left tackle to WAS 30 for 4 yards (M.Ioannidis).
- 2-6-WAS 30 (4:06) M.Stafford pass incomplete short right to Z.Zenner.
- 3-6-WAS 30 (4:01) (Shotgun) M.Stafford pass incomplete short middle to G.Tate.
- 4-6-WAS 30 (3:56) M.Prater 49 yard field goal is No Good, Wide Left, Center-D.Muhlbach, Holder-S.Martin.

Washington Redskins at 3:51

- 1-10-WAS 39 (3:51) K.Cousins pass incomplete short left to D.Jackson.
- 2-10-WAS 39 (3:47) (Shotgun) K.Cousins pass short right to C.Thompson pushed ob at 50 for 11 yards (D.Taylor). P3
- 1-10-50 (3:17) K.Cousins pass short left to N.Paul pushed ob at DET 39 for 11 yards (N.Lawson). P4
- 1-10-DET 39 (2:40) M.Jones right tackle to DET 36 for 3 yards (A.Robinson; S.Charles).
- 2-7-DET 36 (1:57) M.Jones up the middle to DET 29 for 7 yards (D.Slay). R5
- 1-10-DET 29 (1:17) K.Cousins pass short middle to V.Davis to DET 7 for 22 yards (T.Wilson). P6
- 1-7-DET 7 (:31) T.Nsekhe reported in as eligible. M.Jones up the middle to DET 2 for 5 yards (B.Copeland). FUMBLES (B.Copeland), RECOVERED by DET-T.Wilson at DET -5. Touchback.

Detroit Lions at 0:20

- 1-10-DET 20 (:20) C.Lucas reported in as eligible. J.Forsett up the middle to DET 24 for 4 yards (W.Compton; D.Whitner).

END OF QUARTER

|                     | Score | Time Poss | First Downs |   |   |   | Efficiencies |        |
|---------------------|-------|-----------|-------------|---|---|---|--------------|--------|
|                     |       |           | R           | P | X | T | 3 Down       | 4 Down |
| Washington Redskins | 0     | 8:50      | 2           | 4 | 0 | 6 | 2/3          | 0/0    |
| Detroit Lions       | 0     | 6:10      | 0           | 3 | 0 | 3 | 1/3          | 0/0    |

# Second Quarter

10/23/2016

## Play By Play

Detroit Lions continued.

- 2-6-DET 24 (15:00) (Shotgun) M.Stafford pass short right to J.Forsett pushed ob at DET 32 for 8 yards (W.Compton). P4
- 1-10-DET 32 (14:23) (Shotgun) J.Forsett left tackle to DET 41 for 9 yards (W.Blackmon, D.Whitner).
- 2-1-DET 41 (13:47) (Shotgun) J.Forsett up the middle to 50 for 9 yards (W.Blackmon). R5
- 1-10-50 (13:02) (Shotgun) Z.Zenner right end to WAS 47 for 3 yards (M.Foster).  
PENALTY on DET-A.Boldin, Offensive Holding, 10 yards, enforced at 50 - No Play.
- 1-20-DET 40 (12:35) (Shotgun) M.Stafford pass incomplete deep right to A.Roberts.
- 2-20-DET 40 (12:28) (Shotgun) M.Stafford pass short right to G.Tate to WAS 33 for 27 yards (D.Whitner). P6
- 1-10-WAS 33 (11:41) C.Lucas reported in as eligible. J.Forsett left end pushed ob at WAS 31 for 2 yards (B.Breeland).
- 2-8-WAS 31 (11:09) (Shotgun) M.Stafford pass short left to J.Forsett to WAS 24 for 7 yards (Q.Dunbar; M.Foster).
- 3-1-WAS 24 (10:23) C.Lucas reported in as eligible. Z.Zenner right tackle to WAS 25 for -1 yards (P.Smith).
- 4-2-WAS 25 (9:42) M.Prater 43 yard field goal is GOOD, Center-D.Muhlbach, Holder-S.Martin.

WAS 0 DET 3, 10 plays, 55 yards, 5:43 drive, 5:23 elapsed

S.Martin kicks 65 yards from DET 35 to end zone, Touchback.

Washington Redskins at 9:37

- 1-10-WAS 25 (9:37) K.Cousins pass incomplete short middle to J.Crowder (D.Slay).
- 2-10-WAS 25 (9:31) (Shotgun) C.Thompson right end pushed ob at WAS 41 for 16 yards (D.Slay). R7
- 1-10-WAS 41 (8:59) R.Kelley right tackle to WAS 46 for 5 yards (K.Thornton).
- 2-5-WAS 46 (8:21) R.Kelley left end to DET 49 for 5 yards (T.Wilson, J.Bademosi). WAS-B.Scherff was injured during the play. His return is Questionable. R8
- 1-10-DET 49 (8:02) K.Cousins sacked at WAS 42 for -9 yards (R.Bush).
- 2-19-WAS 42 (7:19) (Shotgun) K.Cousins pass short left to C.Thompson pushed ob at DET 48 for 10 yards (K.Van Noy). DET-D.Slay was injured during the play. He is Out.
- 3-9-DET 48 (6:54) (Shotgun) K.Cousins pass short right to J.Crowder pushed ob at DET 34 for 14 yards (J.Bademosi) [K.Hyder]. P9
- 1-10-DET 34 (6:26) C.Thompson right tackle to DET 33 for 1 yard (K.Hyder).
- 2-9-DET 33 (5:45) (Shotgun) K.Cousins pass incomplete short left to P.Garcon [E.Ansah].
- 3-9-DET 33 (5:40) (Shotgun) K.Cousins pass short left to J.Crowder to DET 27 for 6 yards (Q.Diggs) [K.Hyder].
- 4-3-DET 27 (4:56) D.Hopkins 45 yard field goal is No Good, Hit Left Upright, Center-N.Sundberg, Holder-T.Way.

Detroit Lions at 4:51

- 1-10-DET 35 (4:51) (Shotgun) M.Stafford pass incomplete short middle to Z.Zenner.
- 2-10-DET 35 (4:45) (Shotgun) Z.Zenner right end to DET 37 for 2 yards (E.Hood).
- 3-8-DET 37 (4:04) (Shotgun) M.Stafford sacked at DET 29 for -8 yards (R.Kerrigan).
- 4-16-DET 29 (3:28) S.Martin punts 58 yards to WAS 13, Center-D.Muhlbach. W.Blackmon to WAS 29 for 16 yards (Z.Zenner).

Washington Redskins at 3:17

- 1-10-WAS 29 (3:17) K.Cousins pass short middle to V.Davis to WAS 37 for 8 yards (T.Whitehead).
- 2-2-WAS 37 (2:46) M.Jones left tackle to WAS 38 for 1 yard (S.Charles).
- 3-1-WAS 38 (2:06) T.Nsekhe reported in as eligible. M.Jones up the middle to WAS 40 for 2 yards (T.Whitehead). R10

Two-Minute Warning

- 1-10-WAS 40 (2:00) (Shotgun) K.Cousins pass short middle to J.Crowder to DET 44 for 16 yards (Q.Diggs) [D.Taylor]. P11
- 1-10-DET 44 (1:38) (No Huddle, Shotgun) K.Cousins pass short middle to V.Davis to DET 35 for 9 yards (R.Bush, T.Whitehead).
- 2-1-DET 35 (1:18) (No Huddle, Shotgun) C.Thompson left tackle to DET 29 for 6 yards (K.Hyder). R12
- 1-10-DET 29 (:54) (No Huddle, Shotgun) K.Cousins pass short left to C.Thompson pushed ob at DET 25 for 4 yards (R.Bush).
- 2-6-DET 25 (:49) (Shotgun) C.Thompson left tackle to DET 22 for 3 yards (T.Whitehead; A.Robinson).  
Timeout #1 by WAS at 00:44.
- 3-3-DET 22 (:44) (Shotgun) K.Cousins pass short middle to C.Thompson to DET 20 for 2 yards (G.Quin; Q.Diggs).  
Timeout #2 by WAS at 00:04.
- 4-1-DET 20 (:04) D.Hopkins 38 yard field goal is GOOD, Center-N.Sundberg, Holder-T.Way.

WAS 3 DET 3, 10 plays, 51 yards, 3:17 drive, 15:00 elapsed

END OF QUARTER

|                     | Score | Time Poss | First Downs |   |   |   | Efficiencies |        |
|---------------------|-------|-----------|-------------|---|---|---|--------------|--------|
|                     |       |           | R           | P | X | T | 3 Down       | 4 Down |
| Washington Redskins | 3     | 8:03      | 4           | 2 | 0 | 6 | 2/4          | 0/0    |
| Detroit Lions       | 3     | 6:57      | 1           | 2 | 0 | 3 | 0/2          | 0/0    |

# Third Quarter

10/23/2016

## Play By Play

WAS elects to Receive, and DET elects to defend the East goal.

S.Martin kicks 65 yards from DET 35 to end zone, Touchback.

Washington Redskins at 15:00

- 1-10-WAS 25 (15:00) K.Cousins pass short middle to P.Garcon to WAS 42 for 17 yards (N.Lawson). P13
- 1-10-WAS 42 (14:22) M.Jones left tackle to WAS 44 for 2 yards (T.Wilson; T.Whitehead).
- 2-8-WAS 44 (13:38) (Shotgun) K.Cousins pass short middle to C.Thompson to WAS 49 for 5 yards (Q.Diggs; T.Whitehead).
- 3-3-WAS 49 (12:54) (Shotgun) K.Cousins pass short right to P.Garcon to DET 46 for 5 yards (N.Lawson; M.Killebrew). P14
- 1-10-DET 46 (12:16) PENALTY on WAS-V.Davis, False Start, 5 yards, enforced at DET 46 - No Play.
- 1-15-WAS 49 (11:58) (Shotgun) K.Cousins pass short middle to D.Jackson to DET 44 for 7 yards (A.Williams).
- 2-8-DET 44 (11:16) PENALTY on WAS-B.Scherff, False Start, 5 yards, enforced at DET 44 - No Play.
- 2-13-DET 49 (10:52) (Shotgun) K.Cousins pass incomplete deep middle to J.Crowder (T.Whitehead).  
Timeout #1 by WAS at 10:44.
- 3-13-DET 49 (10:44) (Shotgun) K.Cousins pass short right to J.Crowder to DET 41 for 8 yards (D.Taylor). DET-K.Hyder was injured during the play.
- 4-5-DET 41 (10:21) T.Way punts 27 yards to DET 14, Center-N.Sundberg, fair catch by A.Roberts.

Detroit Lions at 10:13

- 1-10-DET 14 (10:13) (Shotgun) J.Forsett up the middle to DET 16 for 2 yards (C.Baker).
- 2-8-DET 16 (9:35) (Shotgun) M.Stafford scrambles up the middle to DET 34 for 18 yards (D.Ihenacho). R7
- 1-10-DET 34 (8:49) C.Lucas reported in as eligible. M.Stafford pass deep middle to M.Jones to WAS 14 for 52 yards (J.Norman). WAS-J.Norman was injured P8  
during the play. He is Out.  
Penalty on WAS-J.Norman, Defensive Pass Interference, declined.
- 1-10-WAS 14 (8:28) C.Lucas reported in as eligible. J.Forsett up the middle to WAS 12 for 2 yards (D.Whitner).
- 2-8-WAS 12 (7:45) (Shotgun) M.Stafford pass short right to M.Jones pushed ob at WAS 1 for 11 yards (B.Breeland). P9
- 1-1-WAS 1 (7:32) (No Huddle) M.Stafford pass incomplete short right to M.Jones (B.Breeland).
- 2-1-WAS 1 (7:28) C.Lucas reported in as eligible. Z.Zenner up the middle for 1 yard, TOUCHDOWN. R10  
M.Prater extra point is GOOD, Center-D.Muhlbach, Holder-S.Martin.

WAS 3 DET 10, 7 plays, 86 yards, 2:53 drive, 7:40 elapsed

S.Martin kicks 65 yards from DET 35 to end zone, Touchback.

Washington Redskins at 7:20

- 1-10-WAS 25 (7:20) T.Nsekhe reported in as eligible. R.Kelley right tackle to WAS 26 for 1 yard (T.Whitehead).
- 2-9-WAS 26 (6:46) (Shotgun) K.Cousins pass short right to D.Jackson pushed ob at WAS 33 for 7 yards (N.Lawson).
- 3-2-WAS 33 (6:13) (Shotgun) M.Jones left tackle to WAS 36 for 3 yards (R.Bush; E.Ansah). R15
- 1-10-WAS 36 (5:33) K.Cousins pass incomplete deep left to R.Grant.  
PENALTY on DET-T.Wilson, Defensive Holding, 5 yards, enforced at WAS 36 - No Play. X16
- 1-10-WAS 41 (5:27) C.Thompson left end to DET 43 for 16 yards (T.Whitehead). R17
- 1-10-DET 43 (4:49) K.Cousins pass short right to R.Grant to DET 38 for 5 yards (N.Lawson).
- 2-5-DET 38 (4:05) C.Thompson left end pushed ob at DET 34 for 4 yards (J.Bademosi).
- 3-1-DET 34 (3:28) T.Nsekhe reported in as eligible. K.Cousins to DET 39 for -5 yards (K.Thornton). FUMBLES (K.Thornton), RECOVERED by DET-K.Hyder at DET 38. K.Hyder to DET 38 for no gain (T.Nsekhe).

Detroit Lions at 3:22

- 1-10-DET 38 (3:22) M.Stafford pass short right to C.Harbor to DET 45 for 7 yards (C.Jenkins; D.Whitner).
- 2-3-DET 45 (2:48) (Shotgun) Z.Zenner up the middle to DET 49 for 4 yards (C.Jenkins). R11  
PENALTY on WAS-E.Hood, Illegal Use of Hands, 5 yards, enforced at DET 49. X12
- 1-10-WAS 46 (2:25) (Shotgun) M.Stafford pass short middle to G.Tate pushed ob at WAS 24 for 22 yards (D.Whitner). P13
- 1-10-WAS 24 (1:52) (Shotgun) M.Stafford pass short right to G.Tate to WAS 21 for 3 yards (W.Blackmon).
- 2-7-WAS 21 (1:12) Z.Zenner left end to WAS 20 for 1 yard (W.Compton).
- 3-6-WAS 20 (:28) (Shotgun) M.Stafford pass short middle to A.Boldin to WAS 11 for 9 yards (D.Whitner). P14

END OF QUARTER

|                     | Score | Time Poss | First Downs |   |   |   | Efficiencies |        |
|---------------------|-------|-----------|-------------|---|---|---|--------------|--------|
|                     |       |           | R           | P | X | T | 3 Down       | 4 Down |
| Washington Redskins | 3     | 8:45      | 2           | 2 | 1 | 5 | 2/4          | 0/0    |
| Detroit Lions       | 10    | 6:15      | 3           | 4 | 1 | 8 | 1/1          | 0/0    |

## Fourth Quarter

10/23/2016

## Play By Play

Detroit Lions continued.

- 1-10-WAS 11 (15:00) (Shotgun) M.Stafford sacked at WAS 15 for -4 yards (T.Murphy). FUMBLES (T.Murphy), and recovers at WAS 13. M.Stafford to WAS 13 for no gain (T.Murphy).
- 2-12-WAS 13 (14:17) (Shotgun) M.Stafford pass incomplete short right to G.Tate.  
PENALTY on DET-T.Decker, Offensive Holding, 10 yards, enforced at WAS 13 - No Play.
- 2-22-WAS 23 (14:09) (Shotgun) M.Stafford pass short left to G.Tate to WAS 9 for 14 yards (W.Compton).
- 3-8-WAS 9 (13:23) (Shotgun) M.Stafford pass incomplete short left to G.Tate (W.Blackmon).
- 4-8-WAS 9 (13:14) M.Prater 27 yard field goal is GOOD, Center-D.Muhlbach, Holder-S.Martin.

|   |
|---|
| WAS 3 DET 13, 10 plays, 53 yards, 1 penalty, 5:12 drive, 1:50 elapsed |
|---|

S.Martin kicks 65 yards from DET 35 to end zone, Touchback.

Washington Redskins at 13:10

- 1-10-WAS 25 (13:10) K.Cousins pass short right to D.Jackson to WAS 30 for 5 yards (N.Lawson).
- 2-5-WAS 30 (12:34) C.Thompson right tackle to WAS 34 for 4 yards (E.Ansah).
- 3-1-WAS 34 (11:54) T.Nsekhe reported in as eligible. R.Kelley up the middle to WAS 38 for 4 yards (A.Zettel) R18
- 1-10-WAS 38 (11:17) (Shotgun) K.Cousins pass short left to J.Crowder to DET 36 for 26 yards (T.Whitehead) P19
- 1-10-DET 36 (10:48) (Shotgun) K.Cousins pass short left to V.Davis to DET 33 for 3 yards (J.Bademosi, A.Williams).
- 2-7-DET 33 (10:07) (Shotgun) K.Cousins pass short right to R.Grant ran ob at DET 31 for 2 yards.  
PENALTY on DET-S.Charles, Illegal Use of Hands, 5 yards, enforced at DET 33 - No Play. X20
- 1-10-DET 28 (9:44) (Shotgun) K.Cousins pass incomplete short left to R.Grant (J.Bademosi).
- 2-10-DET 28 (9:37) (Shotgun) K.Cousins pass deep right to V.Davis pushed ob at DET 1 for 27 yards (R.Bush; G.Quin) [E.Ansah]. P21
- 1-1-DET 1 (9:06) T.Nsekhe reported in as eligible. M.Jones left tackle to DET 1 for no gain (T.Whitehead).
- 2-1-DET 1 (8:23) K.Cousins pass short right to R.Kelley for 1 yard, TOUCHDOWN. P22  
D.Hopkins extra point is GOOD, Center-N.Sundberg, Holder-T.Way.

|   |
|---|
| WAS 10 DET 13, 9 plays, 75 yards, 1 penalty, 4:50 drive, 6:40 elapsed |
|---|

D.Hopkins kicks 65 yards from WAS 35 to end zone, Touchback.

Detroit Lions at 8:20

- 1-10-DET 25 (8:20) (Shotgun) J.Forsett up the middle to DET 28 for 3 yards (C.Baker).
- 2-7-DET 28 (7:42) (Shotgun) M.Stafford pass short right to M.Jones to DET 36 for 8 yards (Q.Dunbar) [M.Foster]. P15
- 1-10-DET 36 (7:01) C.Lucas reported in as eligible. J.Forsett right tackle to DET 38 for 2 yards (E.Hood; M.Foster).
- 2-8-DET 38 (6:19) (Shotgun) M.Stafford sacked at DET 32 for -6 yards (P.Smith).
- 3-14-DET 32 (5:36) (Shotgun) M.Stafford pass incomplete deep left to G.Tate (W.Blackmon).
- 4-14-DET 32 (5:27) S.Martin punts 44 yards to WAS 24, Center-D.Muhlbach, fair catch by W.Blackmon.

Washington Redskins at 5:20

- 1-10-WAS 24 (5:20) C.Thompson right end to WAS 26 for 2 yards (T.Whitehead).
- 2-8-WAS 26 (4:42) (Shotgun) K.Cousins pass short left to D.Jackson to WAS 30 for 4 yards (Q.Diggs).
- 3-4-WAS 30 (4:00) (Shotgun) K.Cousins pass deep middle to J.Crowder to WAS 49 for 19 yards (G.Quin) P23
- 1-10-WAS 49 (3:15) T.Nsekhe reported in as eligible. K.Cousins pass deep left to V.Davis pushed ob at DET 24 for 27 yards (T.Wilson).  
PENALTY on WAS-R.Grant, Illegal Formation, 5 yards, enforced at WAS 49 - No Play.
- 1-15-WAS 44 (3:08) (Shotgun) K.Cousins pass short left to D.Jackson ran ob at DET 44 for 12 yards.
- 2-3-DET 44 (3:03) (Shotgun) C.Thompson right end to DET 31 for 13 yards (S.Charles). R24
- 1-10-DET 31 (2:21) C.Thompson left end to DET 30 for 1 yard (K.Thornton).

Two-Minute Warning

- 2-9-DET 30 (2:00) (Shotgun) K.Cousins pass short middle to C.Thompson pushed ob at DET 22 for 8 yards (J.Bademosi) [T.Walker].
- 3-1-DET 22 (1:51) (Shotgun) C.Thompson right tackle to DET 19 for 3 yards (K.Van Noy). R25
- 1-10-DET 19 (1:13) (Shotgun) K.Cousins right end for 19 yards, TOUCHDOWN. R26  
D.Hopkins extra point is GOOD, Center-N.Sundberg, Holder-T.Way.

|   |
|---|
| WAS 17 DET 13, 9 plays, 76 yards, 4:15 drive, 13:55 elapsed |
|---|

D.Hopkins kicks 65 yards from WAS 35 to end zone, Touchback.

Detroit Lions at 1:05

- 1-10-DET 25 (1:05) (Shotgun) M.Stafford pass deep middle to M.Jones to DET 48 for 23 yards (Q.Dunbar). P16
- 1-10-DET 48 (:45) (No Huddle, Shotgun) M.Stafford scrambles up the middle to WAS 38 for 14 yards (W.Compton). R17

Washington Redskins vs Detroit Lions at Ford Field

Timeout #1 by DET at 00:38.

1-10-WAS 38 (:38) (Shotgun) M.Stafford pass short middle to A.Roberts to WAS 18 for 20 yards (S.Cravens, D.Whitner).

P18

Timeout #2 by DET at 00:31.

1-10-WAS 18 (:31) (Shotgun) M.Stafford pass incomplete deep left to G.Tate (G.Toler).

2-10-WAS 18 (:26) (Shotgun) M.Stafford pass incomplete short right to G.Tate [S.Cravens].

3-10-WAS 18 (:22) (Shotgun) M.Stafford pass short left to A.Boldin for 18 yards, TOUCHDOWN.

P19

M.Prater extra point is GOOD, Center-D.Muhlbach, Holder-S.Martin.

|   |
|---|
| WAS 17 DET 20, 6 plays, 75 yards, 0:49 drive, 14:44 elapsed |
|---|

S.Martin kicks 65 yards from DET 35 to end zone, Touchback.

Washington Redskins at 0:16

1-10-WAS 25 (:16) (Shotgun) K.Cousins pass incomplete deep middle to P.Garcon.

2-10-WAS 25 (:10) (Shotgun) K.Cousins pass incomplete deep right to D.Jackson. WAS-T.Williams was injured during the play.

Timeout #2 by WAS at 00:03.

Timeout #3 by DET at 00:03.

3-10-WAS 25 (:03) (Shotgun) K.Cousins pass short middle to C.Thompson to WAS 25 for no gain. Lateral to V.Davis to WAS 27 for 2 yards (T.Whitehead).

END OF QUARTER

|                     | Score | Time Poss | First Downs |   |   |   | Efficiencies |        |
|---------------------|-------|-----------|-------------|---|---|---|--------------|--------|
|                     |       |           | R           | P | X | T | 3 Down       | 4 Down |
| Washington Redskins | 17    | 9:21      | 4           | 4 | 1 | 9 | 3/4          | 0/0    |
| Detroit Lions       | 20    | 5:39      | 1           | 4 | 0 | 5 | 1/3          | 0/0    |



# Miscellaneous Statistics Report

Washington Redskins vs Detroit Lions  
10/23/2016 at Ford Field

## Ten Longest Plays for Washington Redskins

| Yards | Qtr | Play Start  | Play Description  |
|-------|-----|-------------|---|
| 27    | 4   | 2-10-DET 28 | (9:37) (Shotgun) K.Cousins pass deep right to V.Davis pushed ob at DET 1 for 27 yards (R.Bush; G.Quin) [E.Ansah]. |
| 26    | 4   | 1-10-WAS 38 | (11:17) (Shotgun) K.Cousins pass short left to J.Crowder to DET 36 for 26 yards (T.Whitehead).                    |
| 22    | 1   | 1-10-DET 29 | (1:17) K.Cousins pass short middle to V.Davis to DET 7 for 22 yards (T.Wilson).                                   |
| 19    | 1   | 3-6-WAS 31  | (11:00) (Shotgun) K.Cousins pass short middle to J.Crowder to 50 for 19 yards (G.Quin).                           |
| 19    | 4   | 3-4-WAS 30  | (4:00) (Shotgun) K.Cousins pass deep middle to J.Crowder to WAS 49 for 19 yards (G.Quin).                         |
| 19    | 4   | 1-10-DET 19 | (1:13) (Shotgun) K.Cousins right end for 19 yards, TOUCHDOWN.   |
| 17    | 3   | 1-10-WAS 25 | (15:00) K.Cousins pass short middle to P.Garcon to WAS 42 for 17 yards (N.Lawson).                                |
| 16    | 2   | 2-10-WAS 25 | (9:31) (Shotgun) C.Thompson right end pushed ob at WAS 41 for 16 yards (D.Slay).                                  |
| 16    | 2   | 1-10-WAS 40 | (2:00) (Shotgun) K.Cousins pass short middle to J.Crowder to DET 44 for 16 yards (Q.Diggs) [D.Taylor].            |
| 16    | 3   | 1-10-WAS 41 | (5:27) C.Thompson left end to DET 43 for 16 yards (T.Whitehead).  |

## Ten Longest Plays for Detroit Lions

| Yards | Qtr | Play Start  | Play Description   |
|-------|-----|-------------|--|
| 52    | 3   | 1-10-DET 34 | (8:49) C.Lucas reported in as eligible. M.Stafford pass deep middle to M.Jones to WAS 14 for 52 yards (J.Norman). WAS- |
| 27    | 2   | 2-20-DET 40 | (12:28) (Shotgun) M.Stafford pass short right to G.Tate to WAS 33 for 27 yards (D.Whitner).                            |
| 23    | 4   | 1-10-DET 25 | (1:05) (Shotgun) M.Stafford pass deep middle to M.Jones to DET 48 for 23 yards (Q.Dunbar).                             |
| 22    | 3   | 1-10-WAS 46 | (2:25) (Shotgun) M.Stafford pass short middle to G.Tate pushed ob at WAS 24 for 22 yards (D.Whitner).                  |
| 20    | 4   | 1-10-WAS 38 | (:38) (Shotgun) M.Stafford pass short middle to A.Roberts to WAS 18 for 20 yards (S.Cravens, D.Whitner).               |
| 18    | 3   | 2-8-DET 16  | (9:35) (Shotgun) M.Stafford scrambles up the middle to DET 34 for 18 yards (D.Ihenacho).                               |
| 18    | 4   | 3-10-WAS 18 | (:22) (Shotgun) M.Stafford pass short left to A.Boldin for 18 yards, TOUCHDOWN.  |
| 16    | 1   | 3-9-50      | (5:33) (Shotgun) M.Stafford pass short left to G.Tate to WAS 34 for 16 yards (W.Compton).                              |
| 14    | 4   | 2-22-WAS 23 | (14:09) (Shotgun) M.Stafford pass short left to G.Tate to WAS 9 for 14 yards (W.Compton).                              |
| 14    | 4   | 1-10-DET 48 | (:45) (No Huddle, Shotgun) M.Stafford scrambles up the middle to WAS 38 for 14 yards (W.Compton).                      |

## Touchdown Scoring Information

|                |                     | Offense | Defense | Special Teams |
|----------------|---------------------|---------|---------|---------------|
| <b>VISITOR</b> | Washington Redskins | 2       | 0       | 0             |
| <b>HOME</b>    | Detroit Lions       | 2       | 0       | 0             |

## Player Scoring Information

| Club | Player    | TD | Rush TD | Rec TD | KO TD | Punt TD | Int TD | Fum TD | Misc TD | FG | XP | 2Pt Rush | 2Pt Rec | Sfty | Points |
|------|-----------|----|---------|--------|-------|---------|--------|--------|---------|----|----|----------|---------|------|--------|
| WAS  | K.Cousins | 0  | 1       | 0      | 0     | 0       | 0      | 0      | 0       | 0  | 0  | 0        | 0       | 0    | 6      |
| WAS  | R.Kelley  | 0  | 0       | 1      | 0     | 0       | 0      | 0      | 0       | 0  | 0  | 0        | 0       | 0    | 6      |
| WAS  | D.Hopkins | 0  | 0       | 0      | 0     | 0       | 0      | 0      | 0       | 1  | 2  | 0        | 0       | 0    | 5      |
| DET  | M.Prater  | 0  | 0       | 0      | 0     | 0       | 0      | 0      | 0       | 2  | 2  | 0        | 0       | 0    | 8      |
| DET  | Z.Zenner  | 0  | 1       | 0      | 0     | 0       | 0      | 0      | 0       | 0  | 0  | 0        | 0       | 0    | 6      |
| DET  | A.Boldin  | 0  | 0       | 1      | 0     | 0       | 0      | 0      | 0       | 0  | 0  | 0        | 0       | 0    | 6      |

## Possession Detail

|                             | First Half |      | Second Half |      | Game    |      |
|-----------------------------|------------|------|-------------|------|---------|------|
|                             | Visitor    | Home | Visitor     | Home | Visitor | Home |
| Largest Lead                | 0          | 3    | 4           | 10   | 4       | 10   |
| Drives Leading              | 0          | 1    | 0           | 2    | 0       | 3    |
| Time of Possession Leading  | 0:00       | 1:34 | 0:00        | 8:12 | 0:00    | 9:46 |
| Largest Deficit             | -3         | 0    | -10         | -4   | -10     | -4   |
| Drives Trailing             | 2          | 0    | 4           | 1    | 6       | 1    |
| Time of Possession Trailing | 8:03       | 0:00 | 13:19       | 0:49 | 21:22   | 0:49 |
| Times Score Tied Up         |            | 1    |             | 0    |         | 1    |
| Lead Changes                |            | 1    |             | 3    |         | 4    |

# Playtime Percentage

*Percent of playtime per player on offense, defense and special teams*

| Washington Redskins |    |         |         |               |     | Detroit Lions |              |         |         |               |      |     |     |
|---------------------|----|---------|---------|---------------|-----|---------------|--------------|---------|---------|---------------|------|-----|-----|
|                     |    | Offense | Defense | Special Teams |     |               |              | Offense | Defense | Special Teams |      |     |     |
| M Moses             | T  | 73      | 100%    | 4             | 18% | R Reiff       | T            | 53      | 100%    | 5             | 23%  |     |     |
| S Long              | G  | 73      | 100%    | 4             | 18% | T Swanson     | C            | 53      | 100%    | 5             | 23%  |     |     |
| S Lauvao            | G  | 73      | 100%    | 4             | 18% | L Warford     | G            | 53      | 100%    | 5             | 23%  |     |     |
| K Cousins           | QB | 73      | 100%    |               |     | T Decker      | T            | 53      | 100%    | 5             | 23%  |     |     |
| T Williams          | T  | 72      | 99%     |               |     | G Glasgow     | C            | 53      | 100%    | 5             | 23%  |     |     |
| V Davis             | TE | 71      | 97%     |               |     | M Stafford    | QB           | 53      | 100%    |               |      |     |     |
| B Scherff           | G  | 58      | 79%     |               |     | M Jones       | WR           | 49      | 92%     |               |      |     |     |
| P Garcon            | WR | 57      | 78%     |               |     | G Tate        | WR           | 44      | 83%     |               |      |     |     |
| J Crowder           | WR | 55      | 75%     | 1             | 5%  | A Boldin      | WR           | 42      | 79%     |               |      |     |     |
| D Jackson           | WR | 54      | 74%     |               |     | Z Zenner      | RB           | 32      | 60%     | 3             | 14%  |     |     |
| C Thompson          | RB | 43      | 59%     | 5             | 23% | C Harbor      | TE           | 23      | 43%     | 3             | 14%  |     |     |
| M Jones             | RB | 22      | 30%     |               |     | A Roberts     | WR           | 20      | 38%     | 5             | 23%  |     |     |
| R Grant             | WR | 20      | 27%     | 10            | 45% | K Lee         | TE           | 19      | 36%     | 8             | 36%  |     |     |
| N Paul              | TE | 19      | 26%     | 13            | 59% | J Forsett     | RB           | 16      | 30%     |               |      |     |     |
| A Kouandjio         | G  | 15      | 21%     | 4             | 18% | M Burton      | FB           | 9       | 17%     | 8             | 36%  |     |     |
| T Nsekhe            | T  | 11      | 15%     | 9             | 41% | C Lucas       | T            | 8       | 15%     | 5             | 23%  |     |     |
| R Kelley            | RB | 10      | 14%     | 7             | 32% | C Wick        | TE           | 3       | 6%      | 2             | 9%   |     |     |
| M Harris            | WR | 4       | 5%      |               |     | T Whitehead   | LB           |         | 73      | 100%          | 4    | 18% |     |
| W Compton           | LB |         | 53      | 100%          | 7   | 32%           | G Quin       | FS      |         | 73            | 100% | 4   | 18% |
| D Whitner           | SS |         | 53      | 100%          |     |               | N Lawson     | CB      |         | 63            | 86%  | 9   | 41% |
| B Breeland          | CB |         | 49      | 92%           | 5   | 23%           | Q Diggs      | CB      |         | 52            | 71%  | 7   | 32% |
| E Hood              | DE |         | 44      | 83%           | 4   | 18%           | K Hyder      | DE      |         | 52            | 71%  | 1   | 5%  |
| C Baker             | DE |         | 43      | 81%           |     |               | J Bademosi   | CB      |         | 51            | 70%  | 12  | 55% |
| M Foster            | LB |         | 40      | 75%           | 7   | 32%           | T Wilson     | SS      |         | 51            | 70%  | 3   | 14% |
| R Kerrigan          | LB |         | 40      | 75%           | 5   | 23%           | D Taylor     | DE      |         | 48            | 66%  | 3   | 14% |
| K Fuller            | CB |         | 40      | 75%           | 3   | 14%           | E Ansah      | DE      |         | 41            | 56%  |     |     |
| W Blackmon          | FS |         | 39      | 74%           | 10  | 45%           | R Bush       | SS      |         | 40            | 55%  | 7   | 32% |
| P Smith             | LB |         | 38      | 72%           | 5   | 23%           | K Van Noy    | LB      |         | 36            | 49%  | 17  | 77% |
| T Murphy            | LB |         | 31      | 58%           | 2   | 9%            | A Williams   | LB      |         | 28            | 38%  | 13  | 59% |
| J Norman            | CB |         | 28      | 53%           | 2   | 9%            | A Zettel     | DE      |         | 27            | 37%  | 4   | 18% |
| Q Dunbar            | CB |         | 27      | 51%           | 8   | 36%           | A Robinson   | DT      |         | 26            | 36%  | 3   | 14% |
| R Jean Francois     | DE |         | 16      | 30%           | 6   | 27%           | S Charles    | DT      |         | 26            | 36%  | 2   | 9%  |
| S Cravens           | LB |         | 11      | 21%           | 8   | 36%           | K Thornton   | DT      |         | 25            | 34%  | 4   | 18% |
| C Jenkins           | DT |         | 10      | 19%           | 5   | 23%           | T Walker     | DT      |         | 25            | 34%  | 3   | 14% |
| D Ihenacho          | SS |         | 9       | 17%           | 8   | 36%           | A Bryant     | DE      |         | 24            | 33%  |     |     |
| G Toler             | CB |         | 5       | 9%            | 6   | 27%           | D Slay       | CB      |         | 22            | 30%  |     |     |
| M Ioannidis         | DT |         | 4       | 8%            | 9   | 41%           | M Killebrew  | SS      |         | 10            | 14%  | 13  | 59% |
| T Garvin            | LB |         | 3       | 6%            | 13  | 59%           | B Copeland   | DE      |         | 8             | 11%  | 13  | 59% |
| H Bates             | LB |         |         |               | 18  | 82%           | D Carey      | FS      |         | 2             | 3%   | 17  | 77% |
| M Spaight           | LB |         |         |               | 13  | 59%           | S Martin     | P       |         |               |      | 13  | 59% |
| D Everett           | FS |         |         |               | 13  | 59%           | T Armbrister | LB      |         |               |      | 13  | 59% |
| D Hopkins           | K  |         |         |               | 7   | 32%           | D Muhlbach   | LS      |         |               |      | 8   | 36% |
| T Way               | P  |         |         |               | 6   | 27%           | M Prater     | K       |         |               |      | 5   | 23% |
| N Sundberg          | LS |         |         |               | 6   | 27%           | L Tomlinson  | G       |         |               |      | 5   | 23% |
| J Sullivan          | C  |         |         |               | 4   | 18%           |              |         |         |               |      |     |     |

# International Series Game 17

## National Football League Game Summary

NFL Copyright © 2016 by The National Football League. All rights reserved. This summary and play-by-play is for the express purpose of assisting media in their coverage of the game; any other use of this material is prohibited without the written permission of the National Football League. Updated: 11/7/2016

Date: Sunday, 10/30/2016

**Washington Redskins at Cincinnati Bengals**  
at Wembley, London, England

Start Time: 1:36 PM GMT

### Game Day Weather

Game Weather: Cloudy  
Played Outdoor on Turf: Grass

Temp: 54° F (12.2° C) Humidity: 90%, Wind: W 2 mph  
Outdoor Weather: Cloudy,

### Officials

|                               |                                       |                                 |
|-------------------------------|---------------------------------------|---------------------------------|
| Referee: Cheffers, Carl (51)  | Umpire: Fowler, Ruben (71)            | Head Linesman: Payne, Kent (79) |
| Line Judge: Podraza, Tim (47) | Side Judge: Novak, Scott (1)          | Field Judge: Freeman, Brad (88) |
| Back Judge: Quirk, Jim (63)   | Replay Official: Stewart, Charles ( ) |                                 |

### Lineups

| Washington Redskins |            |         |                 | Cincinnati Bengals |             |         |               |
|---------------------|------------|---------|-----------------|--------------------|-------------|---------|---------------|
| Offense             |            | Defense |                 | Offense            |             | Defense |               |
| WR 88               | P.Garcon   | LDE 99  | R.Jean Francois | WR 18              | A.Green     | LDE 96  | C.Dunlap      |
| LT 71               | T.Williams | NT 90   | E.Hood          | LOT 77             | A.Whitworth | NT 94   | D.Peko        |
| LG 77               | S.Lauvao   | RDE 92  | C.Baker         | LG 65              | C.Boling    | DT 97   | G.Atkins      |
| C 61                | S.Long     | SLB 94  | P.Smith         | C 61               | R.Bodine    | RDE 90  | M.Johnson     |
| RG 75               | B.Scherff  | MLB 51  | W.Compton       | RG 68              | K.Zeitler   | SLB 56  | K.Dansby      |
| RT 76               | M.Moses    | MLB 54  | M.Foster        | ROT 70             | C.Ogbuehi   | MLB 58  | R.Maualuga    |
| TE 86               | J.Reed     | WLB 91  | R.Kerrigan      | TE 81              | T.Kroft     | WLB 55  | V.Burfict     |
| TE 85               | V.Davis    | CB 26   | B.Breeland      | HB/TE 89           | R.Hewitt    | LCB 27  | D.Kirkpatrick |
| WR 11               | D.Jackson  | CB 24   | J.Norman        | WR 11              | B.LaFell    | RCB 24  | A.Jones       |
| QB 8                | K.Cousins  | SS 39   | D.Whitner       | QB 14              | A.Dalton    | SS 36   | S.Williams    |
| RB 32               | R.Kelley   | FS 41   | W.Blackmon      | HB 32              | J.Hill      | FS 43   | G.Iloka       |

### Substitutions

K 3 D.Hopkins, P 5 T.Way, WR 13 M.Harris, WR 14 R.Grant, CB 20 G.Toler, S 22 D.Everett, RB 25 C.Thompson, S 29 D.Ihenacho, RB 34 M.Brown, S 36 S.Cravens, CB 38 K.Fuller, CB 47 Q.Dunbar, LB 50 M.Spaight, LB 52 T.Garvin, C 56 J.Sullivan, LS 57 N.Sundberg, DE 72 A.Lanier, DL 73 C.Jenkins, T 79 T.Nsekhe, WR 80 J.Crowder, TE 84 N.Paul, LB/DE 93 T.Murphy, LB 96 H.Bates

### Substitutions

K 2 M.Nugent, P 10 K.Huber, WR 12 A.Erickson, CB 21 D.Dennard, HB 25 G.Bernard, CB 26 J.Shaw, S 31 D.Smith, HB 33 R.Burkhead, CB 37 C.Lewis-Harris, S 42 C.Fejedelem, LS 46 C.Harris, LB 53 M.Flowers, LB 57 V.Rey, LB 59 N.Vigil, C 60 T.Johnson, OT 73 E.Winston, OT 74 J.Fisher, WR 83 T.Boyd, TE 85 T.Eifert, WR 86 J.Wright, DT 92 P.Sims, DE 93 W.Clarke, DE 99 M.Hunt

### Did Not Play

QB 16 C.McCoy

### Did Not Play

QB 5 A.McCarron

### Not Active

QB 2 N.Sudfeld, WR 19 R.Ross, RB 31 M.Jones, CB 35 D.Phillips, OL 60 V.Painter, G 74 A.Kouandjio, DE 98 M.Ioannidis

### Not Active

QB 6 J.Driskel, WR 16 C.Core, CB 20 K.Russell, CB 23 C.Brown, G 63 C.Westerman, DT 69 D.Williams, TE 87 C.Uzomah

Field Goals (made ( ) & missed)

|          | D.Hopkins           | (20) 55SH (40) 34WL | M.Nugent | 51WL     |           |              |
|----------|---------------------|---------------------|----------|----------|-----------|--------------|
|          |                     |                     | <b>1</b> | <b>2</b> | <b>3</b>  | <b>4</b>     |
| VISITOR: | Washington Redskins |                     | 7        | 3        | 7         | 10           |
| HOME:    | Cincinnati Bengals  |                     | 7        | 0        | 13        | 7            |
|          |                     |                     |          |          | <b>OT</b> | <b>Total</b> |
|          |                     |                     |          |          | 0         | 27           |
|          |                     |                     |          |          | 0         | 27           |

### Scoring Plays

| Team     | Qtr | Time  | Play Description (Extra Point) (Drive Info)                        | Visitor | Home |
|----------|-----|-------|--|---------|------|
| Redskins | 1   | 7:38  | R.Kelley 4 yd. run (D.Hopkins kick) (15-80, 7:22)                  | 7       | 0    |
| Bengals  | 1   | 3:51  | G.Bernard 8 yd. run (M.Nugent kick) (7-36, 3:47)                   | 7       | 7    |
| Redskins | 2   | 8:16  | D.Hopkins 20 yd. Field Goal (9-77, 4:04)                           | 10      | 7    |
| Bengals  | 3   | 10:42 | T.Eifert 15 yd. pass from A.Dalton (kick failed, wl) (11-75, 4:18) | 10      | 13   |
| Bengals  | 3   | 5:15  | A.Dalton 1 yd. run (M.Nugent kick) (10-64, 3:58)                   | 10      | 20   |
| Redskins | 3   | 3:02  | J.Reed 23 yd. pass from K.Cousins (D.Hopkins kick) (5-91, 2:13)    | 17      | 20   |
| Redskins | 4   | 9:30  | J.Crowder 33 yd. pass from K.Cousins (D.Hopkins kick) (7-83, 4:18) | 24      | 20   |
| Bengals  | 4   | 6:54  | J.Hill 1 yd. run (M.Nugent kick) (6-75, 2:36)                      | 24      | 27   |
| Redskins | 4   | 1:07  | D.Hopkins 40 yd. Field Goal (10-45, 2:08)                          | 27      | 27   |

Paid Attendance: 84,488

Time: 3:56

Washington Redskins vs Cincinnati Bengals  
10/30/2016 at Wembley

# Final Individual Statistics

## Washington Redskins

## Cincinnati Bengals

| RUSHING    |     |     |      |    |    | RUSHING   |     |     |     |    |    |
|------------|-----|-----|------|----|----|-----------|-----|-----|-----|----|----|
|            | ATT | YDS | AVG  | LG | TD |           | ATT | YDS | AVG | LG | TD |
| R.Kelley   | 21  | 87  | 4.1  | 16 | 1  | J.Hill    | 20  | 76  | 3.8 | 12 | 1  |
| C.Thompson | 7   | 14  | 2.0  | 6  | 0  | G.Bernard | 11  | 52  | 4.7 | 12 | 1  |
| K.Cousins  | 3   | -1  | -0.3 | 3  | 0  | A.Dalton  | 4   | 21  | 5.3 | 14 | 1  |
|            |     |     |      |    |    | T.Boyd    | 1   | 3   | 3.0 | 3  | 0  |
| Total      | 31  | 100 | 3.2  | 16 | 1  | Total     | 36  | 152 | 4.2 | 14 | 3  |

| PASSING   |     |     |     |       |    |    |    |      | PASSING  |     |     |     |       |    |    |    |      |
|-----------|-----|-----|-----|-------|----|----|----|------|----------|-----|-----|-----|-------|----|----|----|------|
|           | ATT | CMP | YDS | SK/YD | TD | LG | IN | RT   |          | ATT | CMP | YDS | SK/YD | TD | LG | IN | RT   |
| K.Cousins | 56  | 38  | 458 | 1/12  | 2  | 44 | 1  | 97.2 | A.Dalton | 42  | 27  | 284 | 3/21  | 1  | 40 | 1  | 81.8 |
| Total     | 56  | 38  | 458 | 1/12  | 2  | 44 | 1  | 97.2 | Total    | 42  | 27  | 284 | 3/21  | 1  | 40 | 1  | 81.8 |

| PASS RECEIVING |     |     |     |      |    |    |           | PASS RECEIVING |     |     |      |    |    |  |  |
|----------------|-----|-----|-----|------|----|----|-----------|----------------|-----|-----|------|----|----|--|--|
|                | TAR | REC | YDS | AVG  | LG | TD |           | TAR            | REC | YDS | AVG  | LG | TD |  |  |
| J.Crowder      | 13  | 9   | 107 | 11.9 | 33 | 1  | A.Green   | 18             | 9   | 121 | 13.4 | 40 | 0  |  |  |
| J.Reed         | 13  | 9   | 99  | 11.0 | 23 | 1  | T.Eifert  | 12             | 9   | 102 | 11.3 | 22 | 1  |  |  |
| P.Garcon       | 7   | 6   | 67  | 11.2 | 23 | 0  | T.Boyd    | 7              | 5   | 38  | 7.6  | 9  | 0  |  |  |
| V.Davis        | 5   | 5   | 93  | 18.6 | 44 | 0  | G.Bernard | 1              | 1   | 14  | 14.0 | 14 | 0  |  |  |
| C.Thompson     | 5   | 5   | 27  | 5.4  | 13 | 0  | B.LaFell  | 2              | 1   | 6   | 6.0  | 6  | 0  |  |  |
| D.Jackson      | 7   | 3   | 48  | 16.0 | 38 | 0  | T.Kroft   | 1              | 1   | 6   | 6.0  | 6  | 0  |  |  |
| R.Grant        | 2   | 1   | 17  | 17.0 | 17 | 0  | J.Hill    | 1              | 1   | -3  | -3.0 | -3 | 0  |  |  |
| R.Kelley       | 2   | 0   | 0   | 0.0  | 0  | 0  |           |                |     |     |      |    |    |  |  |
| M.Harris       | 2   | 0   | 0   | 0.0  | 0  | 0  |           |                |     |     |      |    |    |  |  |
| Total          | 56  | 38  | 458 | 12.1 | 44 | 2  | Total     | 42             | 27  | 284 | 10.5 | 40 | 1  |  |  |

| INTERCEPTIONS |    |     |     |    |    |         | INTERCEPTIONS |     |     |    |    |  |  |
|---------------|----|-----|-----|----|----|---------|---------------|-----|-----|----|----|--|--|
|               | NO | YDS | AVG | LG | TD |         | NO            | YDS | AVG | LG | TD |  |  |
| W.Compton     | 1  | 5   | 5.0 | 5  | 0  | G.Iloka | 1             | 0   | 0.0 | 0  | 0  |  |  |
| Total         | 1  | 5   | 5.0 | 5  | 0  | Total   | 1             | 0   | 0.0 | 0  | 0  |  |  |

| PUNTING |    |     |      |      |    |      |    | PUNTING |    |     |      |      |    |      |    |
|---------|----|-----|------|------|----|------|----|---------|----|-----|------|------|----|------|----|
|         | NO | YDS | AVG  | NET  | TB | IN20 | LG |         | NO | YDS | AVG  | NET  | TB | IN20 | LG |
| T.Way   | 3  | 128 | 42.7 | 39.7 | 0  | 1    | 51 | K.Huber | 5  | 261 | 52.2 | 43.6 | 1  | 1    | 61 |
| Total   | 3  | 128 | 42.7 | 39.7 | 0  | 1    | 51 | Total   | 5  | 261 | 52.2 | 43.6 | 1  | 1    | 61 |

| PUNT RETURNS |    |     |      |    |    |    |            | PUNT RETURNS |     |     |    |    |    |  |  |
|--------------|----|-----|------|----|----|----|------------|--------------|-----|-----|----|----|----|--|--|
|              | NO | YDS | AVG  | FC | LG | TD |            | NO           | YDS | AVG | FC | LG | TD |  |  |
| J.Crowder    | 2  | 23  | 11.5 | 2  | 23 | 0  | A.Jones    | 2            | 2   | 1.0 | 0  | 2  | 0  |  |  |
| [TOUCHBACK]  | 1  | 0   | 0.0  | 0  | 0  | 0  | A.Erickson | 1            | 7   | 7.0 | 0  | 7  | 0  |  |  |
| Total        | 2  | 23  | 11.5 | 2  | 23 | 0  | Total      | 3            | 9   | 3.0 | 0  | 7  | 0  |  |  |

| KICKOFF RETURNS |    |     |      |    |    |    |             | KICKOFF RETURNS |     |      |    |    |    |  |  |
|-----------------|----|-----|------|----|----|----|-------------|-----------------|-----|------|----|----|----|--|--|
|                 | NO | YDS | AVG  | FC | LG | TD |             | NO              | YDS | AVG  | FC | LG | TD |  |  |
| C.Thompson      | 3  | 53  | 17.7 | 0  | 19 | 0  | A.Erickson  | 1               | 65  | 65.0 | 0  | 65 | 0  |  |  |
| M.Harris        | 1  | 17  | 17.0 | 0  | 17 | 0  | [TOUCHBACK] | 5               | 0   | 0.0  | 0  | 0  | 0  |  |  |
| [TOUCHBACK]     | 2  | 0   | 0.0  | 0  | 0  | 0  |             |                 |     |      |    |    |    |  |  |
| Total           | 4  | 70  | 17.5 | 0  | 19 | 0  | Total       | 1               | 65  | 65.0 | 0  | 65 | 0  |  |  |

### Washington Redskins

| FUMBLES  |     |      |         |     |    |        |         |     |    |         |  |  |
|----------|-----|------|---------|-----|----|--------|---------|-----|----|---------|--|--|
|          | FUM | LOST | OWN-REC | YDS | TD | FORCED | OPP-REC | YDS | TD | OUT-BDS |  |  |
| C.Baker  | 0   | 0    | 0       | 0   | 0  | 1      | 0       | 0   | 0  | 0       |  |  |
| M.Foster | 0   | 0    | 0       | 0   | 0  | 1      | 0       | 0   | 0  | 0       |  |  |
| A.Lanier | 0   | 0    | 0       | 0   | 0  | 0      | 1       | 0   | 0  | 0       |  |  |
| Total    | 0   | 0    | 0       | 0   | 0  | 2      | 1       | 0   | 0  | 0       |  |  |

### Cincinnati Bengals

| FUMBLES   |     |      |         |     |    |        |         |     |    |         |  |  |
|-----------|-----|------|---------|-----|----|--------|---------|-----|----|---------|--|--|
|           | FUM | LOST | OWN-REC | YDS | TD | FORCED | OPP-REC | YDS | TD | OUT-BDS |  |  |
| A.Dalton  | 1   | 1    | 0       | 0   | 0  | 0      | 0       | 0   | 0  | 0       |  |  |
| A.Jones   | 1   | 0    | 0       | 0   | 0  | 0      | 0       | 0   | 0  | 0       |  |  |
| M.Flowers | 0   | 0    | 1       | 0   | 0  | 0      | 0       | 0   | 0  | 0       |  |  |
| Total     | 2   | 1    | 1       | 0   | 0  | 0      | 0       | 0   | 0  | 0       |  |  |

Washington Redskins vs Cincinnati Bengals  
10/30/2016 at Wembley

## Final Team Statistics

|   | Visitor<br>Redskins | Home<br>Bengals |
|---|---------------------|-----------------|
| TOTAL FIRST DOWNS                                 | 30                  | 35              |
| By Rushing  | 2                   | 10              |
| By Passing  | 24                  | 17              |
| By Penalty  | 4                   | 8               |
| THIRD DOWN EFFICIENCY                             | 8-17-47%            | 8-15-53%        |
| FOURTH DOWN EFFICIENCY                            | 0-2-0%              | 0-0-0%          |
| TOTAL NET YARDS                                   | 546                 | 415             |
| Total Offensive Plays (inc. times thrown passing) | 88                  | 81              |
| Average gain per offensive play                   | 6.2                 | 5.1             |
| NET YARDS RUSHING                                 | 100                 | 152             |
| Total Rushing Plays                               | 31                  | 36              |
| Average gain per rushing play                     | 3.2                 | 4.2             |
| Tackles for a loss-number and yards               | 3-10                | 0-0             |
| NET YARDS PASSING                                 | 446                 | 263             |
| Times thrown - yards lost attempting to pass      | 1-12                | 3-21            |
| Gross yards passing                               | 458                 | 284             |
| PASS ATTEMPTS-COMPLETIONS-HAD INTERCEPTED         | 56-38-1             | 42-27-1         |
| Avg gain per pass play (inc.# thrown passing)     | 7.8                 | 5.8             |
| KICKOFFS Number-In End Zone-Touchbacks            | 6-6-5               | 6-4-2           |
| PUNTS Number and Average                          | 3-42.7              | 5-52.2          |
| Had Blocked                                       | 0                   | 0               |
| FGs - PATs Had Blocked                            | 0-0                 | 0-0             |
| Net Punting Average                               | 39.7                | 43.6            |
| TOTAL RETURN YARDAGE (Not Including Kickoffs)     | 28                  | 9               |
| No. and Yards Punt Returns                        | 2-23                | 3-9             |
| No. and Yards Kickoff Returns                     | 4-70                | 1-65            |
| No. and Yards Interception Returns                | 1-5                 | 1-0             |
| PENALTIES Number and Yards                        | 15-106              | 7-85            |
| FUMBLES Number and Lost                           | 0-0                 | 2-1             |
| TOUCHDOWNS  | 3                   | 4               |
| Rushing   | 1                   | 3               |
| Passing   | 2                   | 1               |
| EXTRA POINTS Made-Attempts                        | 3-3                 | 3-4             |
| Kicking Made-Attempts                             | 3-3                 | 3-4             |
| FIELD GOALS Made-Attempts                         | 2-4                 | 0-1             |
| RED ZONE EFFICIENCY                               | 1-4-25%             | 4-4-100%        |
| GOAL TO GO EFFICIENCY                             | 0-1-0%              | 2-2-100%        |
| SAFETIES  | 0                   | 0               |
| FINAL SCORE                                       | 27                  | 27              |
| TIME OF POSSESSION                                | 39:42               | 35:18           |

Washington Redskins vs Cincinnati Bengals  
10/30/2016 at Wembley

# Ball Possession And Drive Chart

## Washington Redskins

| #  | Time Recd | Time Lost | Time Poss | How Ball Obtained | Drive Began | # Play | Yds Gain | Yds Pen | Net Yds | 1st Down | Last Scrm | How Given Up |
|----|-----------|-----------|-----------|-------------------|-------------|--------|----------|---------|---------|----------|-----------|--------------|
| 1  | 15:00     | 7:38      | 7:22      | Kickoff           | WAS 20      | 15     | 80       | 0       | 80      | 6        | * CIN 4   | Touchdown    |
| 2  | 3:51      | 13:10     | 5:41      | Kickoff           | WAS 19      | 9      | 53       | 10      | 63      | 3        | * CIN 18  | Downs        |
| 3  | 12:20     | 8:16      | 4:04      | Punt              | WAS 21      | 9      | 77       | 0       | 77      | 3        | * CIN 2   | Field Goal   |
| 4  | 3:25      | 2:24      | 1:01      | Missed FG         | WAS 41      | 3      | -4       | 0       | -4      | 0        | WAS 37    | Interception |
| 5  | 1:21      | 0:00      | 1:21      | Punt              | WAS 27      | 7      | 20       | 15      | 35      | 2        | CIN 38    | Missed FG    |
| 6  | 10:42     | 9:13      | 1:29      | Kickoff           | WAS 25      | 3      | -1       | 0       | -1      | 0        | WAS 24    | Punt         |
| 7  | 5:15      | 3:02      | 2:13      | Kickoff           | WAS 9       | 5      | 76       | 15      | 91      | 3        | CIN 23    | Touchdown    |
| 8  | 13:48     | 9:30      | 4:18      | Interception      | WAS 17      | 7      | 88       | -5      | 83      | 4        | CIN 33    | Touchdown    |
| 9  | 6:54      | 5:44      | 1:10      | Kickoff           | WAS 18      | 3      | 2        | 0       | 2       | 0        | WAS 20    | Punt         |
| 10 | 3:15      | 1:07      | 2:08      | Punt              | WAS 33      | 10     | 45       | 0       | 45      | 3        | CIN 22    | Field Goal   |
| 11 | 0:03      | 0:00      | 0:03      | Punt              | WAS 20      | 1      | -1       | 0       | -1      | 0        | WAS 20    | End of Half  |
| 12 | 15:00     | 11:54     | 3:06      | Kickoff           | WAS 25      | 6      | 35       | -5      | 30      | 2        | CIN 45    | Punt         |
| 13 | 6:53      | 2:09      | 4:44      | Punt              | WAS 22      | 10     | 67       | -5      | 62      | 4        | * CIN 16  | Missed FG    |
| 14 | 1:02      | 0:00      | 1:02      | Fumble            | CIN 47      | 4      | 9        | -10     | -1      | 0        | CIN 48    | Downs        |

(350) Average WAS 25

## Cincinnati Bengals

| #  | Time Recd | Time Lost | Time Poss | How Ball Obtained | Drive Began | # Play | Yds Gain | Yds Pen | Net Yds | 1st Down | Last Scrm | How Given Up |
|----|-----------|-----------|-----------|-------------------|-------------|--------|----------|---------|---------|----------|-----------|--------------|
| 1  | 7:38      | 3:51      | 3:47      | Kickoff           | WAS 36      | 7      | 36       | 0       | 36      | 3        | * WAS 8   | Touchdown    |
| 2  | 13:10     | 12:20     | 0:50      | Downs             | CIN 18      | 3      | 2        | 0       | 2       | 0        | CIN 20    | Punt         |
| 3  | 8:16      | 3:25      | 4:51      | Kickoff           | CIN 25      | 7      | 32       | 10      | 42      | 4        | WAS 33    | Missed FG    |
| 4  | 2:24      | 1:21      | 1:03      | Interception      | CIN 14      | 4      | 12       | 5       | 17      | 2        | CIN 31    | Punt         |
| 5  | 15:00     | 10:42     | 4:18      | Kickoff           | CIN 25      | 11     | 75       | 0       | 75      | 6        | * WAS 15  | Touchdown    |
| 6  | 9:13      | 5:15      | 3:58      | Punt              | CIN 36      | 10     | 60       | 4       | 64      | 5        | * WAS 1   | Touchdown    |
| 7  | 3:02      | 13:48     | 4:14      | Kickoff           | CIN 25      | 9      | 33       | 22      | 55      | 4        | WAS 20    | Interception |
| 8  | 9:30      | 6:54      | 2:36      | Kickoff           | CIN 25      | 6      | 74       | 1       | 75      | 4        | * WAS 1   | Touchdown    |
| 9  | 5:44      | 3:15      | 2:29      | Punt              | CIN 18      | 6      | 14       | 0       | 14      | 1        | CIN 32    | Punt         |
| 10 | 1:07      | 0:03      | 1:04      | Kickoff           | CIN 25      | 5      | 9        | 5       | 14      | 2        | CIN 39    | Punt         |
| 11 | 11:54     | 6:53      | 5:01      | Punt              | CIN 17      | 9      | 45       | -10     | 35      | 3        | WAS 48    | Punt         |
| 12 | 2:09      | 1:02      | 1:07      | Missed FG         | CIN 24      | 5      | 23       | 0       | 23      | 1        | CIN 46    | Fumble       |

(316) Average CIN 26

\* inside opponent's 20

### Time of Possession by Quarter

|                             | 1st   | 2nd  | 3rd   | 4th  | OT   | Total |
|-----------------------------|-------|------|-------|------|------|-------|
| Visitor Washington Redskins | 11:13 | 8:16 | 3:42  | 7:39 | 8:52 | 39:42 |
| Home Cincinnati Bengals     | 3:47  | 6:44 | 11:18 | 7:21 | 6:08 | 35:18 |

### Kickoff Drive No.-Start Average

Redskins: 6 - WAS 19

Bengals: 6 - CIN 32

Washington Redskins vs Cincinnati Bengals  
10/30/2016 at Wembley

# Final Defensive Statistics

| Washington Redskins | Regular Defensive Plays |          |           |          |           |          |          |          |          |          |          | Special Teams |          |          |          |          | Misc     |          |          |          |
|---------------------|-------------------------|----------|-----------|----------|-----------|----------|----------|----------|----------|----------|----------|---------------|----------|----------|----------|----------|----------|----------|----------|----------|
|                     | TKL                     | AST      | COMB      | SK       | / YDS     | TFL      | Q        | IN       | PD       | FF       | FR       | TKL           | AST      | FF       | FR       | BL       | TKL      | AST      | FF       | FR       |
| W.Compton           | 8                       | 2        | 10        | 0        | 0         | 1        | 0        | 1        | 1        | 0        | 0        | 0             | 0        | 0        | 0        | 0        | 0        | 0        | 0        | 0        |
| D.Whitner           | 8                       | 1        | 9         | 0        | 0         | 0        | 0        | 0        | 0        | 0        | 0        | 0             | 0        | 0        | 0        | 0        | 0        | 0        | 0        | 0        |
| K.Fuller            | 7                       | 0        | 7         | 0        | 0         | 0        | 1        | 0        | 0        | 0        | 0        | 0             | 0        | 0        | 0        | 0        | 0        | 0        | 0        | 0        |
| J.Norman            | 6                       | 0        | 6         | 0        | 0         | 0        | 0        | 0        | 3        | 0        | 0        | 0             | 0        | 0        | 0        | 0        | 0        | 0        | 0        | 0        |
| C.Baker             | 5                       | 0        | 5         | 1        | 9         | 1        | 2        | 0        | 0        | 1        | 0        | 0             | 0        | 0        | 0        | 0        | 0        | 0        | 0        | 0        |
| D.Ihenacho          | 4                       | 0        | 4         | 0        | 0         | 0        | 0        | 0        | 1        | 0        | 0        | 0             | 0        | 0        | 0        | 0        | 0        | 0        | 0        | 0        |
| M.Foster            | 3                       | 1        | 4         | 0        | 0         | 0        | 0        | 0        | 0        | 0        | 0        | 1             | 0        | 1        | 0        | 0        | 0        | 0        | 0        | 0        |
| R.Kerrigan          | 3                       | 0        | 3         | 1        | 8         | 1        | 3        | 0        | 1        | 0        | 0        | 0             | 0        | 0        | 0        | 0        | 0        | 0        | 0        | 0        |
| B.Breeland          | 3                       | 0        | 3         | 0        | 0         | 0        | 0        | 0        | 0        | 0        | 0        | 1             | 0        | 0        | 0        | 0        | 0        | 0        | 0        | 0        |
| P.Smith             | 3                       | 0        | 3         | 0        | 0         | 0        | 0        | 0        | 0        | 0        | 0        | 0             | 0        | 0        | 0        | 0        | 0        | 0        | 0        | 0        |
| S.Cravens           | 2                       | 0        | 2         | 1        | 4         | 1        | 1        | 0        | 1        | 0        | 0        | 0             | 0        | 0        | 0        | 0        | 0        | 0        | 0        | 0        |
| T.Murphy            | 2                       | 0        | 2         | 0        | 0         | 0        | 1        | 0        | 0        | 0        | 0        | 1             | 0        | 0        | 0        | 0        | 0        | 0        | 0        | 0        |
| Q.Dunbar            | 2                       | 0        | 2         | 0        | 0         | 0        | 0        | 0        | 0        | 0        | 0        | 0             | 0        | 0        | 0        | 0        | 0        | 0        | 0        | 0        |
| E.Hood              | 1                       | 1        | 2         | 0        | 0         | 0        | 1        | 0        | 0        | 0        | 0        | 0             | 0        | 0        | 0        | 0        | 0        | 0        | 0        | 0        |
| R.Jean Francois     | 1                       | 0        | 1         | 0        | 0         | 0        | 0        | 0        | 0        | 0        | 0        | 0             | 0        | 0        | 0        | 0        | 0        | 0        | 0        | 0        |
| C.Jenkins           | 0                       | 1        | 1         | 0        | 0         | 0        | 0        | 0        | 0        | 0        | 0        | 0             | 0        | 0        | 0        | 0        | 0        | 0        | 0        | 0        |
| A.Lanier            | 0                       | 0        | 0         | 0        | 0         | 0        | 0        | 0        | 0        | 0        | 1        | 0             | 0        | 0        | 0        | 0        | 0        | 0        | 0        | 0        |
| H.Bates             | 0                       | 0        | 0         | 0        | 0         | 0        | 0        | 0        | 0        | 0        | 0        | 2             | 0        | 0        | 0        | 0        | 0        | 0        | 0        | 0        |
| D.Jackson           | 0                       | 0        | 0         | 0        | 0         | 0        | 0        | 0        | 0        | 0        | 0        | 0             | 0        | 0        | 0        | 0        | 1        | 0        | 0        | 0        |
| <b>Total</b>        | <b>58</b>               | <b>6</b> | <b>64</b> | <b>3</b> | <b>21</b> | <b>4</b> | <b>9</b> | <b>1</b> | <b>7</b> | <b>1</b> | <b>1</b> | <b>5</b>      | <b>0</b> | <b>1</b> | <b>0</b> | <b>0</b> | <b>1</b> | <b>0</b> | <b>0</b> | <b>0</b> |

TKL = Tackle AST = Assist COMB = Combined QH=QB Hit IN = Interception PD = Pass Defense FF = Forced Fumble FR = Fumble Recovery

| Cincinnati Bengals | Regular Defensive Plays |          |           |          |           |          |          |          |          |          |          | Special Teams |          |          |          |          | Misc     |          |          |          |
|--------------------|-------------------------|----------|-----------|----------|-----------|----------|----------|----------|----------|----------|----------|---------------|----------|----------|----------|----------|----------|----------|----------|----------|
|                    | TKL                     | AST      | COMB      | SK       | / YDS     | TFL      | QH       | IN       | PD       | FF       | FR       | TKL           | AST      | FF       | FR       | BL       | TKL      | AST      | FF       | FR       |
| V.Burfict          | 10                      | 0        | 10        | 0        | 0         | 0        | 0        | 0        | 0        | 0        | 0        | 0             | 0        | 0        | 0        | 0        | 0        | 0        | 0        | 0        |
| S.Williams         | 9                       | 0        | 9         | 0        | 0         | 0        | 2        | 0        | 0        | 0        | 0        | 0             | 0        | 0        | 0        | 0        | 0        | 0        | 0        | 0        |
| J.Shaw             | 6                       | 0        | 6         | 0        | 0         | 0        | 0        | 0        | 0        | 0        | 0        | 0             | 0        | 0        | 0        | 0        | 0        | 0        | 0        | 0        |
| V.Rey              | 6                       | 0        | 6         | 0        | 0         | 0        | 0        | 0        | 0        | 0        | 0        | 0             | 0        | 0        | 0        | 0        | 0        | 0        | 0        | 0        |
| K.Dansby           | 6                       | 0        | 6         | 0        | 0         | 2        | 0        | 0        | 0        | 0        | 0        | 0             | 0        | 0        | 0        | 0        | 0        | 0        | 0        | 0        |
| D.Kirkpatrick      | 6                       | 0        | 6         | 0        | 0         | 0        | 0        | 0        | 0        | 0        | 0        | 0             | 0        | 0        | 0        | 0        | 0        | 0        | 0        | 0        |
| G.Iloka            | 5                       | 0        | 5         | 0        | 0         | 0        | 0        | 1        | 1        | 0        | 0        | 0             | 0        | 0        | 0        | 0        | 0        | 0        | 0        | 0        |
| A.Jones            | 4                       | 0        | 4         | 0        | 0         | 0        | 0        | 0        | 0        | 0        | 0        | 0             | 0        | 0        | 0        | 0        | 0        | 0        | 0        | 0        |
| D.Peko             | 4                       | 0        | 4         | 0        | 0         | 0        | 0        | 0        | 0        | 0        | 0        | 0             | 0        | 0        | 0        | 0        | 0        | 0        | 0        | 0        |
| C.Dunlap           | 3                       | 0        | 3         | 0        | 0         | 0        | 1        | 0        | 1        | 0        | 0        | 0             | 0        | 0        | 0        | 0        | 0        | 0        | 0        | 0        |
| G.Atkins           | 2                       | 0        | 2         | 1        | 12        | 2        | 2        | 0        | 0        | 0        | 0        | 0             | 0        | 0        | 0        | 0        | 0        | 0        | 0        | 0        |
| R.Mauluga          | 2                       | 0        | 2         | 0        | 0         | 0        | 0        | 0        | 0        | 0        | 0        | 0             | 0        | 0        | 0        | 0        | 0        | 0        | 0        | 0        |
| M.Johnson          | 1                       | 0        | 1         | 0        | 0         | 0        | 2        | 0        | 0        | 0        | 0        | 0             | 0        | 0        | 0        | 0        | 0        | 0        | 0        | 0        |
| W.Clarke           | 1                       | 0        | 1         | 0        | 0         | 0        | 0        | 0        | 0        | 0        | 0        | 0             | 0        | 0        | 0        | 0        | 0        | 0        | 0        | 0        |
| D.Dennard          | 1                       | 0        | 1         | 0        | 0         | 0        | 0        | 0        | 0        | 0        | 0        | 0             | 0        | 0        | 0        | 0        | 0        | 0        | 0        | 0        |
| R.Burkhead         | 0                       | 0        | 0         | 0        | 0         | 0        | 0        | 0        | 0        | 0        | 0        | 2             | 0        | 0        | 0        | 0        | 0        | 0        | 0        | 0        |
| C.Harris           | 0                       | 0        | 0         | 0        | 0         | 0        | 0        | 0        | 0        | 0        | 0        | 1             | 0        | 0        | 0        | 0        | 0        | 0        | 0        | 0        |
| C.Fejedelem        | 0                       | 0        | 0         | 0        | 0         | 0        | 0        | 0        | 0        | 0        | 0        | 1             | 0        | 0        | 0        | 0        | 0        | 0        | 0        | 0        |
| M.Hunt             | 0                       | 0        | 0         | 0        | 0         | 0        | 0        | 0        | 0        | 0        | 0        | 1             | 0        | 0        | 0        | 0        | 0        | 0        | 0        | 0        |
| N.Vigil            | 0                       | 0        | 0         | 0        | 0         | 0        | 0        | 0        | 0        | 0        | 0        | 0             | 1        | 0        | 0        | 0        | 0        | 0        | 0        | 0        |
| J.Wright           | 0                       | 0        | 0         | 0        | 0         | 0        | 0        | 0        | 0        | 0        | 0        | 0             | 1        | 0        | 0        | 0        | 0        | 0        | 0        | 0        |
| M.Flowers          | 0                       | 0        | 0         | 0        | 0         | 0        | 0        | 0        | 0        | 0        | 0        | 0             | 0        | 0        | 1        | 0        | 0        | 0        | 0        | 0        |
| T.Eifert           | 0                       | 0        | 0         | 0        | 0         | 0        | 0        | 0        | 0        | 0        | 0        | 0             | 0        | 0        | 0        | 0        | 1        | 0        | 0        | 0        |
| A.Whitworth        | 0                       | 0        | 0         | 0        | 0         | 0        | 0        | 0        | 0        | 0        | 0        | 0             | 0        | 0        | 0        | 0        | 1        | 0        | 0        | 0        |
| <b>Total</b>       | <b>66</b>               | <b>0</b> | <b>66</b> | <b>1</b> | <b>12</b> | <b>4</b> | <b>7</b> | <b>1</b> | <b>2</b> | <b>0</b> | <b>0</b> | <b>5</b>      | <b>2</b> | <b>0</b> | <b>1</b> | <b>0</b> | <b>2</b> | <b>0</b> | <b>0</b> | <b>0</b> |







## First Quarter

10/30/2016

## Play By Play

CIN wins the coin toss and elects to defer. WAS elects to Receive, and CIN elects to defend the east goal.

M.Nugent kicks 61 yards from CIN 35 to WAS 4. C.Thompson to WAS 20 for 16 yards (N.Vigil; J.Wright).

Washington Redskins at 15:00, (1st play from scrimmage 14:54)

|                    |   |    |
|--------------------|---|----|
| 1-10-WAS 20        | (14:54) K.Cousins pass short left to J.Reed pushed ob at WAS 27 for 7 yards (A.Jones).                    |    |
| 2-3-WAS 27         | (14:34) R.Kelley left end to WAS 27 for no gain (G.Iloka).  |    |
| 3-3-WAS 27         | (13:50) (Shotgun) K.Cousins pass short left to D.Jackson pushed ob at WAS 31 for 4 yards (J.Shaw).        | P1 |
| <u>1-10-WAS 31</u> | (13:24) (Shotgun) K.Cousins pass incomplete short right to D.Jackson.                                     |    |
| 2-10-WAS 31        | (13:20) (Shotgun) K.Cousins pass short middle to J.Reed to WAS 43 for 12 yards (V.Rey).                   | P2 |
| <u>1-10-WAS 43</u> | (12:39) K.Cousins pass incomplete deep left to D.Jackson.   |    |
| 2-10-WAS 43        | (12:34) (Shotgun) K.Cousins pass short right to J.Crowder to CIN 40 for 17 yards (C.Dunlap) [S.Williams]. | P3 |
| <u>1-10-CIN 40</u> | (11:45) R.Kelley right guard to CIN 36 for 4 yards (W.Clarke).  |    |
| 2-6-CIN 36         | (11:03) R.Kelley right guard to CIN 32 for 4 yards (G.Iloka).   |    |
| 3-2-CIN 32         | (10:28) (Shotgun) K.Cousins pass short left to P.Garcon to CIN 26 for 6 yards (A.Jones).                  | P4 |
| <u>1-10-CIN 26</u> | (9:50) R.Kelley left tackle to CIN 23 for 3 yards (M.Johnson).  |    |
| 2-7-CIN 23         | (9:10) (Shotgun) K.Cousins pass incomplete deep left to J.Reed.   |    |
| 3-7-CIN 23         | (9:06) (Shotgun) K.Cousins pass short middle to J.Reed to CIN 11 for 12 yards (V.Burfict).                | P5 |
| <u>1-10-CIN 11</u> | (8:24) (Shotgun) K.Cousins pass short left to J.Crowder to CIN 4 for 7 yards (J.Shaw) [M.Johnson].        |    |
| 2-3-CIN 4          | (7:44) R.Kelley up the middle for 4 yards, TOUCHDOWN.   | R6 |
|                    | D.Hopkins extra point is GOOD, Center-N.Sundberg, Holder-T.Way.   |    |

WAS 7 CIN 0, 15 plays, 80 yards, 7:22 drive, 7:22 elapsed

D.Hopkins kicks 66 yards from WAS 35 to CIN -1. A.Erickson pushed ob at WAS 36 for 65 yards (B.Breeland).

Cincinnati Bengals at 7:38, (1st play from scrimmage 7:27)

|                    |  |    |
|--------------------|--|----|
| 1-10-WAS 36        | (7:27) (Shotgun) A.Dalton pass short right to J.Hill to WAS 39 for -3 yards (W.Compton).           |    |
| 2-13-WAS 39        | (6:50) A.Dalton pass short right to T.Kroft to WAS 33 for 6 yards (W.Compton; D.Whitner).          |    |
| 3-7-WAS 33         | (6:10) (Shotgun) A.Dalton pass short left to T.Boyd to WAS 25 for 8 yards (K.Fuller) [R.Kerrigan]. | P1 |
| <u>1-10-WAS 25</u> | (5:32) J.Hill right guard to WAS 16 for 9 yards (M.Foster).  |    |
| 2-1-WAS 16         | (5:09) (No Huddle) J.Hill right guard to WAS 13 for 3 yards (B.Breeland).                          | R2 |
| <u>1-10-WAS 13</u> | (4:36) (Shotgun) G.Bernard right guard to WAS 8 for 5 yards (D.Whitner).                           |    |
| 2-5-WAS 8          | (3:58) (Shotgun) G.Bernard right tackle for 8 yards, TOUCHDOWN.                                    | R3 |
|                    | PENALTY on WAS-B.Breeland, Face Mask (15 Yards), 15 yards, enforced between downs.                 |    |
|                    | M.Nugent extra point is GOOD, Center-C.Harris, Holder-K.Huber.                                     |    |

WAS 7 CIN 7, 7 plays, 36 yards, 3:47 drive, 11:09 elapsed

M.Nugent kicks 50 yards from 50 to WAS 0. C.Thompson pushed ob at WAS 19 for 19 yards (R.Burkhead).

Washington Redskins at 3:51, (1st play from scrimmage 3:47)

|                    |  |    |
|--------------------|--|----|
| 1-10-WAS 19        | (3:47) R.Kelley left end to WAS 26 for 7 yards (C.Dunlap).                                   |    |
| 2-3-WAS 26         | (2:54) PENALTY on WAS-K.Cousins, Delay of Game, 5 yards, enforced at WAS 26 - No Play.       |    |
| 2-8-WAS 21         | (2:31) (Shotgun) C.Thompson right guard to WAS 25 for 4 yards (V.Burfict).                   |    |
| 3-4-WAS 25         | (1:50) (Shotgun) K.Cousins pass short right to D.Jackson to WAS 31 for 6 yards (S.Williams). | P7 |
|                    | PENALTY on CIN-S.Williams, Unnecessary Roughness, 15 yards, enforced at WAS 31.              | X8 |
| <u>1-10-WAS 46</u> | (1:18) R.Kelley left guard to 50 for 4 yards (R.Mauluga).                                    |    |
| 2-6-50             | (:36) K.Cousins pass short middle to P.Garcon to CIN 27 for 23 yards (K.Dansby).             | P9 |

END OF QUARTER

|                     | Score | Time Poss | First Downs |   |   |   | Efficiencies |        |
|---------------------|-------|-----------|-------------|---|---|---|--------------|--------|
|                     |       |           | R           | P | X | T | 3 Down       | 4 Down |
| Washington Redskins | 7     | 11:13     | 1           | 7 | 1 | 9 | 4/4          | 0/0    |
| Cincinnati Bengals  | 7     | 3:47      | 2           | 1 | 0 | 3 | 1/1          | 0/0    |

## Second Quarter

10/30/2016

## Play By Play

Washington Redskins continued.

- 1-10-CIN 27 (15:00) C.Thompson right end pushed ob at CIN 21 for 6 yards (S.Williams).  
 2-4-CIN 21 (14:29) K.Cousins pass short right to V.Davis to CIN 20 for 1 yard (R.Maulaluga). CIN-R.Maulaluga was injured during the play. His return is Probable.  
 3-3-CIN 20 (14:05) (Shotgun) C.Thompson right guard to CIN 18 for 2 yards (V.Rey).  
 Timeout #1 by CIN at 13:17.  
 4-1-CIN 18 (13:17) T.Nsekhe reported in as eligible. R.Kelley right tackle to CIN 18 for no gain (D.Kirkpatrick).

Cincinnati Bengals at 13:10

- 1-10-CIN 18 (13:10) (Shotgun) A.Dalton pass incomplete short right to A.Green.  
 2-10-CIN 18 (13:05) J.Hill left guard to CIN 20 for 2 yards (M.Foster; E.Hood).  
 3-8-CIN 20 (12:34) (Shotgun) A.Dalton pass incomplete short left to T.Eifert.  
 4-8-CIN 20 (12:30) (Punt formation) K.Huber punts 59 yards to WAS 21, Center-C.Harris. J.Crowder to WAS 35 for 14 yards (C.Harris).  
 Penalty on WAS-M.Harris, Offensive Holding, offsetting, enforced at WAS 21.  
 Penalty on CIN-M.Flowers, Unnecessary Roughness, offsetting.

Washington Redskins at 12:20

- 1-10-WAS 21 (12:20) T.Nsekhe reported in as eligible. K.Cousins pass deep left to V.Davis pushed ob at CIN 35 for 44 yards (S.Williams). P10  
 Cincinnati challenged the runner was in bounds ruling, and the play was Upheld. The ruling on the field stands. (Timeout #2.)  
1-10-CIN 35 (12:02) K.Cousins pass short right to V.Davis to CIN 20 for 15 yards (G.Iloka). P11  
1-10-CIN 20 (11:21) R.Kelley up the middle to CIN 20 for no gain (V.Burfict).  
 2-10-CIN 20 (10:43) (Shotgun) K.Cousins pass short right to C.Thompson pushed ob at CIN 16 for 4 yards (V.Rey). CIN-V.Burfict was injured during the play. His return is Probable.  
 3-6-CIN 16 (10:25) (Shotgun) K.Cousins pass short right to J.Reed to CIN 8 for 8 yards (S.Williams). P12  
1-8-CIN 8 (9:50) (Shotgun) R.Kelley left guard to CIN 5 for 3 yards (V.Rey).  
 2-5-CIN 5 (9:08) (Shotgun) K.Cousins pass incomplete short left to D.Jackson.  
 Timeout #1 by WAS at 09:03.  
 3-5-CIN 5 (9:03) (Shotgun) K.Cousins pass short left to C.Thompson to CIN 2 for 3 yards (K.Dansby).  
 4-2-CIN 2 (8:21) (Field Goal formation) D.Hopkins 20 yard field goal is GOOD, Center-N.Sundberg, Holder-T.Way.

WAS 10 CIN 7, 9 plays, 77 yards, 4:04 drive, 6:44 elapsed

D.Hopkins kicks 65 yards from WAS 35 to end zone, Touchback.

Cincinnati Bengals at 8:16

- 1-10-CIN 25 (8:16) (Shotgun) A.Dalton pass short right to A.Green to CIN 32 for 7 yards (J.Norman).  
 PENALTY on WAS-J.Norman, Illegal Use of Hands, 5 yards, enforced at CIN 25 - No Play. X4  
1-10-CIN 30 (7:51) G.Bernard left guard to CIN 39 for 9 yards (M.Foster).  
 2-1-CIN 39 (7:17) (Shotgun) A.Dalton pass short right to T.Boyd to CIN 48 for 9 yards (B.Breeland). P5  
1-10-CIN 48 (6:35) A.Dalton pass short left to G.Bernard to WAS 25 for 27 yards (J.Norman). FUMBLES (J.Norman), RECOVERED by WAS-W.Blackmon at WAS 25. W.Blackmon pushed ob at WAS 31 for 6 yards (A.Green).  
 PENALTY on WAS-B.Breeland, Defensive Holding, 5 yards, enforced at CIN 48 - No Play. X6  
1-10-WAS 47 (6:19) (Shotgun) A.Dalton pass short left to T.Eifert to WAS 37 for 10 yards (D.Whitner). P7  
1-10-WAS 37 (5:36) J.Hill left guard to WAS 36 for 1 yard (C.Baker).  
 2-9-WAS 36 (4:57) (Shotgun) A.Dalton sacked at WAS 45 for -9 yards (C.Baker).  
 3-18-WAS 45 (4:13) (Shotgun) A.Dalton pass short right to T.Eifert to WAS 33 for 12 yards (D.Whitner).  
 4-6-WAS 33 (3:29) (Field Goal formation) M.Nugent 51 yard field goal is No Good, Wide Left, Center-C.Harris, Holder-K.Huber.

Washington Redskins at 3:25

- 1-10-WAS 41 (3:25) K.Cousins pass incomplete short left to R.Kelley.  
 2-10-WAS 41 (3:19) (Shotgun) C.Thompson left end to WAS 37 for -4 yards (K.Dansby).  
 3-14-WAS 37 (2:33) (Shotgun) K.Cousins pass deep middle intended for D.Jackson INTERCEPTED by G.Iloka at CIN 14. G.Iloka to CIN 14 for no gain (D.Jackson).

Cincinnati Bengals at 2:24

- 1-10-CIN 14 (2:24) (Shotgun) A.Dalton pass short right to A.Green ran ob at CIN 24 for 10 yards. P8

Two-Minute Warning

- 1-10-CIN 24 (2:00) (Shotgun) A.Dalton pass incomplete short right to A.Green (J.Norman).  
 PENALTY on WAS-J.Norman, Illegal Use of Hands, 5 yards, enforced at CIN 24 - No Play. X9  
1-10-CIN 29 (1:57) (Shotgun) A.Dalton pass incomplete deep left to A.Green.  
 2-10-CIN 29 (1:50) (Shotgun) G.Bernard left tackle to CIN 31 for 2 yards (S.Cravens).

Washington Redskins vs Cincinnati Bengals at Wembley

Timeout #2 by WAS at 01:32.

3-8-CIN 31 (1:32) (Shotgun) A.Dalton pass incomplete short right to A.Green (J.Norman).

4-8-CIN 31 (1:28) (Punt formation) K.Huber punts 42 yards to WAS 27, Center-C.Harris, fair catch by J.Crowder.

Washington Redskins at 1:21

1-10-WAS 27 (1:21) (Shotgun) K.Cousins pass short right to J.Crowder pushed ob at WAS 32 for 5 yards (D.Kirkpatrick).

2-5-WAS 32 (1:16) (Shotgun) K.Cousins pass short right to C.Thompson to WAS 32 for no gain (K.Dansby).

3-5-WAS 32 (:48) (No Huddle, Shotgun) K.Cousins pass short right to P.Garcon pushed ob at WAS 38 for 6 yards (D.Kirkpatrick) [S.Williams].

P13

PENALTY on CIN-D.Kirkpatrick, Horse Collar Tackle, 15 yards, enforced at WAS 38.

X14

1-10-CIN 47 (:39) (Shotgun) K.Cousins pass incomplete short middle to J.Reed.

2-10-CIN 47 (:35) (Shotgun) K.Cousins pass short middle to J.Crowder to CIN 44 for 3 yards (J.Shaw).

Timeout #3 by WAS at 00:29.

3-7-CIN 44 (:29) (Shotgun) K.Cousins pass short left to J.Reed to CIN 38 for 6 yards (J.Shaw).

4-1-CIN 38 (:04) (Field Goal formation) D.Hopkins 55 yard field goal is No Good, Short, Center-N.Sundberg, Holder-T.Way.

END OF QUARTER

|                     | Score | Time Poss | First Downs |   |   |   | Efficiencies |        |
|---------------------|-------|-----------|-------------|---|---|---|--------------|--------|
|                     |       |           | R           | P | X | T | 3 Down       | 4 Down |
| Washington Redskins | 10    | 8:16      | 0           | 4 | 1 | 5 | 2/6          | 0/1    |
| Cincinnati Bengals  | 7     | 6:44      | 0           | 3 | 3 | 6 | 0/3          | 0/0    |

## Third Quarter

10/30/2016

## Play By Play

CIN elects to Receive, and WAS elects to defend the goal.

D.Hopkins kicks 65 yards from WAS 35 to end zone, Touchback.

Cincinnati Bengals at 15:00

|                    |   |     |
|--------------------|---|-----|
| 1-10-CIN 25        | (15:00) (Shotgun) A.Dalton pass short left to A.Green to CIN 35 for 10 yards (J.Norman).  | P10 |
| <u>1-10-CIN 35</u> | (14:28) G.Bernard left guard to CIN 47 for 12 yards (W.Compton).  | R11 |
| <u>1-10-CIN 47</u> | (14:00) (Shotgun) A.Dalton pass short right to T.Boyd to 50 for 3 yards (K.Fuller).   |     |
| 2-7-50             | (13:24) T.Boyd right end to WAS 47 for 3 yards (K.Fuller).  |     |
| 3-4-WAS 47         | (12:46) (Shotgun) A.Dalton pass short left to T.Eifert to WAS 42 for 5 yards (D.Whitner).   | P12 |
|                    | Penalty on WAS-J.Norman, Illegal Use of Hands, declined.  |     |
| <u>1-10-WAS 42</u> | (12:26) (Shotgun) A.Dalton pass incomplete short right to T.Boyd (R.Kerrigan).  |     |
| 2-10-WAS 42        | (12:22) A.Dalton pass incomplete short left to A.Green (J.Norman).  |     |
| 3-10-WAS 42        | (12:19) (Shotgun) A.Dalton pass short left to A.Green to WAS 31 for 11 yards (W.Compton).   | P13 |
| <u>1-10-WAS 31</u> | (11:43) (Shotgun) J.Hill right guard to WAS 19 for 12 yards (P.Smith). WAS-C.Baker was injured during the play. His return is Probable. | R14 |
| <u>1-10-WAS 19</u> | (11:23) (Shotgun) J.Hill left tackle to WAS 15 for 4 yards (D.Ihenacho).  |     |
| 2-6-WAS 15         | (10:46) (Shotgun) A.Dalton pass short middle to T.Eifert for 15 yards, TOUCHDOWN [K.Fuller].  | P15 |
|                    | M.Nugent extra point is No Good, Wide Left, Center-C.Harris, Holder-K.Huber.  |     |

|   |
|---|
| WAS 10 CIN 13, 11 plays, 75 yards, 4:18 drive, 4:18 elapsed |
|---|

M.Nugent kicks 65 yards from CIN 35 to end zone, Touchback.

Washington Redskins at 10:42

|             |  |  |
|-------------|--|--|
| 1-10-WAS 25 | (10:42) K.Cousins pass incomplete short right to R.Kelley.   |  |
| 2-10-WAS 25 | (10:37) (Shotgun) K.Cousins sacked at WAS 13 for -12 yards (G.Atkins).   |  |
| 3-22-WAS 13 | (9:59) (Shotgun) K.Cousins pass short left to J.Crowder to WAS 24 for 11 yards (A.Jones).                            |  |
| 4-11-WAS 24 | (9:25) (Punt formation) T.Way punts 42 yards to CIN 34, Center-N.Sundberg. A.Jones to CIN 36 for 2 yards (T.Murphy). |  |

Cincinnati Bengals at 9:13

|                    |  |     |
|--------------------|--|-----|
| 1-10-CIN 36        | (9:13) J.Hill left guard to CIN 37 for 1 yard (D.Ihenacho).  |     |
| 2-9-CIN 37         | (8:45) (No Huddle, Shotgun) A.Dalton pass short left to B.LaFell to CIN 43 for 6 yards (B.Breeland). |     |
| 3-3-CIN 43         | (8:07) (Shotgun) A.Dalton pass short middle to T.Eifert to WAS 43 for 14 yards (K.Fuller).           | P16 |
| <u>1-10-WAS 43</u> | (7:39) (No Huddle, Shotgun) A.Dalton pass incomplete deep left to A.Green (J.Norman).                |     |
|                    | Timeout #1 by CIN at 07:33.  |     |
| 2-10-WAS 43        | (7:33) (Shotgun) A.Dalton pass short right to T.Eifert to WAS 36 for 7 yards (D.Whitner).            |     |
| 3-3-WAS 36         | (6:56) (Shotgun) A.Dalton pass short right to A.Green pushed ob at WAS 27 for 9 yards (Q.Dunbar).    | P17 |
| <u>1-10-WAS 27</u> | (6:37) (No Huddle, Shotgun) A.Dalton pass short right to A.Green to WAS 12 for 15 yards (Q.Dunbar).  | P18 |
| <u>1-10-WAS 12</u> | (6:14) (No Huddle, Shotgun) J.Hill left guard to WAS 7 for 5 yards (R.Kerrigan).                     |     |
|                    | PENALTY on WAS-E.Hood, Defensive Holding, 4 yards, enforced at WAS 7.                                | X19 |
| <u>1-3-WAS 3</u>   | (5:52) (Shotgun) J.Hill right guard to WAS 1 for 2 yards (T.Murphy).                                 |     |
| 2-1-WAS 1          | (5:20) J.Fisher reported in as eligible. A.Dalton right end for 1 yard, TOUCHDOWN.                   | R20 |
|                    | M.Nugent extra point is GOOD, Center-C.Harris, Holder-K.Huber.                                       |     |

|  |
|--|
| WAS 10 CIN 20, 10 plays, 64 yards, 1 penalty, 3:58 drive, 9:45 elapsed |
|--|

M.Nugent kicks 65 yards from CIN 35 to WAS 0. C.Thompson to WAS 22 for 22 yards (C.Fejedelem).

PENALTY on WAS-M.Spaight, Offensive Holding, 9 yards, enforced at WAS 18.

Washington Redskins at 5:15, (1st play from scrimmage 5:10)

|                    |  |     |
|--------------------|--|-----|
| 1-10-WAS 9         | (5:10) R.Kelley right tackle to WAS 17 for 8 yards (D.Peko).   |     |
| 2-2-WAS 17         | (4:44) (No Huddle) K.Cousins pass deep right to D.Jackson pushed ob at CIN 45 for 38 yards (G.Iloka). WAS-D.Jackson was injured during the play. His return is Questionable. | P15 |
| <u>1-10-CIN 45</u> | (4:22) R.Kelley left guard to CIN 41 for 4 yards (D.Peko).   |     |
|                    | PENALTY on CIN-D.Peko, Unnecessary Roughness, 15 yards, enforced at CIN 41.  | X16 |
| <u>1-10-CIN 26</u> | (3:51) R.Kelley up the middle to CIN 23 for 3 yards (C.Dunlap).  |     |
| 2-7-CIN 23         | (3:12) (Shotgun) K.Cousins pass short right to J.Reed for 23 yards, TOUCHDOWN.   | P17 |
|                    | D.Hopkins extra point is GOOD, Center-N.Sundberg, Holder-T.Way.  |     |

|  |
|--|
| WAS 17 CIN 20, 5 plays, 91 yards, 1 penalty, 2:13 drive, 11:58 elapsed |
|--|

D.Hopkins kicks 65 yards from WAS 35 to end zone, Touchback.

Washington Redskins vs Cincinnati Bengals at Wembley

Cincinnati Bengals at 3:02

- 1-10-CIN 25 (3:02) G.Bernard left end to CIN 30 for 5 yards (D.Ihenacho).  
PENALTY on WAS-B.Breeland, Face Mask (15 Yards), 15 yards, enforced at CIN 30. X21
- 1-10-CIN 45 (2:34) (Shotgun) J.Fisher reported in as eligible. J.Hill right guard to CIN 48 for 3 yards (J.Norman).
- 2-7-CIN 48 (2:05) (No Huddle, Shotgun) A.Dalton pass short left to A.Green to WAS 44 for 8 yards (J.Norman). P22
- 1-10-WAS 44 (1:29) (Shotgun) A.Dalton pass short right to A.Green to WAS 36 for 8 yards (J.Norman) [T.Murphy].
- 2-2-WAS 36 (:59) (No Huddle, Shotgun) G.Bernard left end pushed ob at WAS 34 for 2 yards (W.Compton). R23
- 1-10-WAS 34 (:27) (Shotgun) J.Hill right end to WAS 30 for 4 yards (C.Baker).

END OF QUARTER

|                     | Score | Time Poss | First Downs |   |   |    | Efficiencies |        |
|---------------------|-------|-----------|-------------|---|---|----|--------------|--------|
|                     |       |           | R           | P | X | T  | 3 Down       | 4 Down |
| Washington Redskins | 17    | 3:42      | 0           | 2 | 1 | 3  | 0/1          | 0/0    |
| Cincinnati Bengals  | 20    | 11:18     | 4           | 8 | 2 | 14 | 4/4          | 0/0    |

## Fourth Quarter

10/30/2016

## Play By Play

Cincinnati Bengals continued.

|                    |   |     |
|--------------------|---|-----|
| 2-6-WAS 30         | (15:00) (Shotgun) J.Hill left end pushed ob at WAS 27 for 3 yards (W.Compton).  |     |
| 3-3-WAS 27         | (14:35) (No Huddle, Shotgun) A.Dalton pass incomplete short left to T.Eifert [S.Cravens].   |     |
|                    | PENALTY on WAS-Q.Dunbar, Defensive Pass Interference, 7 yards, enforced at WAS 27 - No Play.  | X24 |
| <u>1-10-WAS 20</u> | (14:30) J.Hill left guard to WAS 20 for no gain (R.Jean Francois).  |     |
| 2-10-WAS 20        | (13:55) (Shotgun) A.Dalton pass short middle intended for T.Eifert INTERCEPTED by W.Compton [E.Hood] at WAS 12. W.Compton to WAS 17 for 5 yards (T.Eifert). |     |

Washington Redskins at 13:48

|                    |  |     |
|--------------------|--|-----|
| 1-10-WAS 17        | (13:48) K.Cousins pass short right to V.Davis to WAS 43 for 26 yards (S.Williams).   | P18 |
| <u>1-10-WAS 43</u> | (13:02) R.Kelley right guard to WAS 48 for 5 yards (G.Iloka).  |     |
| 2-5-WAS 48         | (12:25) R.Kelley up the middle to CIN 48 for 4 yards (V.Burfict).  |     |
| 3-1-CIN 48         | (11:44) K.Cousins up the middle to CIN 45 for 3 yards (V.Burfict).   | R19 |
| <u>1-10-CIN 45</u> | (11:10) K.Cousins pass short middle to J.Crowder to CIN 35 for 10 yards (V.Burfict) [M.Johnson].   | P20 |
| <u>1-10-CIN 35</u> | (10:31) PENALTY on WAS-M.Moses, False Start, 5 yards, enforced at CIN 35 - No Play.  |     |
| 1-15-CIN 40        | (10:16) K.Cousins pass short right to V.Davis to CIN 33 for 7 yards (V.Burfict).   |     |
| 2-8-CIN 33         | (9:39) (Shotgun) K.Cousins pass deep left to J.Crowder for 33 yards, TOUCHDOWN. That is the 100th touchdown scored in International Series games in London.<br>D.Hopkins extra point is GOOD, Center-N.Sundberg, Holder-T.Way. | P21 |

|  |
|--|
| WAS 24 CIN 20, 7 plays, 83 yards, 4:18 drive, 5:30 elapsed |
|--|

D.Hopkins kicks 65 yards from WAS 35 to end zone, Touchback.

Cincinnati Bengals at 9:30

|                    |  |     |
|--------------------|--|-----|
| 1-10-CIN 25        | (9:30) G.Bernard left guard to CIN 26 for 1 yard (W.Compton).                              |     |
| 2-9-CIN 26         | (9:09) (No Huddle, Shotgun) G.Bernard right guard to CIN 31 for 5 yards (D.Whitner).       |     |
| 3-4-CIN 31         | (8:34) (Shotgun) A.Dalton pass deep middle to T.Eifert to WAS 47 for 22 yards (K.Fuller).  | P25 |
| <u>1-10-WAS 47</u> | (8:04) (No Huddle) A.Dalton pass deep left to A.Green to WAS 7 for 40 yards (J.Norman).    | P26 |
|                    | Penalty on WAS-J.Norman, Defensive Pass Interference, declined.                            |     |
| <u>1-7-WAS 7</u>   | (7:42) J.Hill right tackle to WAS 2 for 5 yards (M.Foster).                                |     |
| 2-2-WAS 2          | (7:03) A.Dalton pass incomplete short middle to B.LaFell.                                  |     |
|                    | PENALTY on WAS-Q.Dunbar, Defensive Pass Interference, 1 yard, enforced at WAS 2 - No Play. | X27 |
| <u>1-1-WAS 1</u>   | (6:58) J.Fisher reported in as eligible. J.Hill left end for 1 yard, TOUCHDOWN.            | R28 |
|                    | M.Nugent extra point is GOOD, Center-C.Harris, Holder-K.Huber.                             |     |

|   |
|---|
| WAS 24 CIN 27, 6 plays, 75 yards, 1 penalty, 2:36 drive, 8:06 elapsed |
|---|

M.Nugent kicks 64 yards from CIN 35 to WAS 1. M.Harris to WAS 18 for 17 yards (M.Hunt).

Washington Redskins at 6:54, (1st play from scrimmage 6:46)

|             |   |  |
|-------------|---|--|
| 1-10-WAS 18 | (6:46) R.Kelley right guard to WAS 20 for 2 yards (S.Williams).   |  |
| 2-8-WAS 20  | (6:09) (Shotgun) K.Cousins pass incomplete short left to J.Crowder.   |  |
| 3-8-WAS 20  | (6:06) (Shotgun) K.Cousins pass incomplete deep left to M.Harris.   |  |
| 4-8-WAS 20  | (5:59) (Punt formation) T.Way punts 51 yards to CIN 29, Center-N.Sundberg. A.Jones to CIN 34 for 5 yards (M.Foster). FUMBLES (M.Foster), recovered by CIN-M.Flowers at CIN 28. M.Flowers to CIN 28 for no gain (H.Bates).<br>PENALTY on CIN-M.Flowers, Illegal Block Above the Waist, 10 yards, enforced at CIN 28. |  |

Cincinnati Bengals at 5:44

|                    |   |     |
|--------------------|---|-----|
| 1-10-CIN 18        | (5:44) (Shotgun) J.Hill right guard to CIN 24 for 6 yards (E.Hood).   |     |
| 2-4-CIN 24         | (4:59) (Shotgun) G.Bernard left tackle to CIN 26 for 2 yards (W.Compton).   |     |
| 3-2-CIN 26         | (4:20) (Shotgun) A.Dalton scrambles left guard to CIN 31 for 5 yards (P.Smith).   | R29 |
| <u>1-10-CIN 31</u> | (3:41) (Shotgun) G.Bernard right guard to CIN 32 for 1 yard (T.Murphy).   |     |
|                    | Timeout #1 by WAS at 03:35.   |     |
| 2-9-CIN 32         | (3:35) (Shotgun) A.Dalton pass incomplete short left to A.Green.  |     |
| 3-9-CIN 32         | (3:32) (Shotgun) A.Dalton pass incomplete short right to A.Green.   |     |
| 4-9-CIN 32         | (3:27) (Punt formation) K.Huber punts 58 yards to WAS 10, Center-C.Harris. J.Crowder to WAS 33 for 23 yards (R.Burkhead). |     |

Washington Redskins at 3:15

|             |   |     |
|-------------|---|-----|
| 1-10-WAS 33 | (3:15) C.Thompson left end to WAS 37 for 4 yards (V.Burfict).                                       |     |
| 2-6-WAS 37  | (2:41) (Shotgun) K.Cousins pass short left to C.Thompson pushed ob at WAS 44 for 7 yards (A.Jones). | P22 |

Washington Redskins vs Cincinnati Bengals at Wembley

1-10-WAS 44 (2:37) (Shotgun) K.Cousins pass deep left to R.Grant to CIN 39 for 17 yards (S.Williams). P23

1-10-CIN 39 (2:07) (Shotgun) C.Thompson left tackle to CIN 42 for -3 yards (G.Atkins).

Two-Minute Warning

2-13-CIN 42 (2:00) (Shotgun) K.Cousins pass incomplete short left to J.Reed.

3-13-CIN 42 (1:56) (Shotgun) K.Cousins pass short right to J.Crowder to CIN 22 for 20 yards (D.Kirkpatrick). P24

1-10-CIN 22 (1:27) (No Huddle, Shotgun) K.Cousins pass incomplete short right to M.Harris.

2-10-CIN 22 (1:21) (Shotgun) K.Cousins pass incomplete short right to J.Reed (C.Dunlap).

3-10-CIN 22 (1:16) (Shotgun) K.Cousins pass incomplete short left to J.Crowder.

4-10-CIN 22 (1:11) (Field Goal formation) D.Hopkins 40 yard field goal is GOOD, Center-N.Sundberg, Holder-T.Way.

|  |
|--|
| WAS 27 CIN 27, 10 plays, 45 yards, 2:08 drive, 13:53 elapsed |
|--|

D.Hopkins kicks 65 yards from WAS 35 to end zone, Touchback.

Cincinnati Bengals at 1:07

1-10-CIN 25 (1:07) (Shotgun) A.Dalton pass short left to T.Eifert to CIN 38 for 13 yards (P.Smith) [R.Kerrigan]. P30

1-10-CIN 38 (:46) (Shotgun) A.Dalton pass incomplete deep right to A.Green.

2-10-CIN 38 (:38) (Shotgun) A.Dalton pass short left to T.Eifert to CIN 47 for 9 yards (D.Whitner).

PENALTY on WAS-J.Norman, Illegal Use of Hands, 5 yards, enforced at CIN 38 - No Play. X31

1-10-CIN 43 (:32) (Shotgun) A.Dalton pass incomplete deep right to A.Green (D.Ihenacho) [C.Baker].

2-10-CIN 43 (:25) (Shotgun) A.Dalton pass incomplete deep right to B.LaFell.

3-10-CIN 43 (:21) (Shotgun) A.Dalton sacked at CIN 39 for -4 yards (S.Cravens).

Timeout #2 by WAS at 00:11.

4-14-CIN 39 (:11) (Punt formation) K.Huber punts 61 yards to end zone, Center-C.Harris, Touchback.

Washington Redskins at 0:03

1-10-WAS 20 (:03) T.Nsekhe reported in as eligible. K.Cousins kneels to WAS 19 for -1 yards.

END OF QUARTER

|                     | Score | Time Poss | First Downs |   |   |   | Efficiencies |        |
|---------------------|-------|-----------|-------------|---|---|---|--------------|--------|
|                     |       |           | R           | P | X | T | 3 Down       | 4 Down |
| Washington Redskins | 27    | 7:39      | 1           | 6 | 0 | 7 | 2/4          | 0/0    |
| Cincinnati Bengals  | 27    | 7:21      | 2           | 3 | 3 | 8 | 2/4          | 0/0    |



## Overtime

10/30/2016

## Play By Play

WAS wins toss, elects to Receive, and CIN elects to defend the North goal.

M.Nugent kicks 65 yards from CIN 35 to end zone, Touchback.

Washington Redskins at 15:00

|                    |   |     |
|--------------------|---|-----|
| 1-10-WAS 25        | (15:00) K.Cousins pass short middle to P.Garcon to WAS 41 for 16 yards (J.Shaw).  | P25 |
| <u>1-10-WAS 41</u> | (14:24) R.Kelley left tackle to WAS 44 for 3 yards (V.Burfict).   |     |
| 2-7-WAS 44         | (13:43) (Shotgun) PENALTY on WAS-S.Lauvao, False Start, 5 yards, enforced at WAS 44 - No Play.                                    |     |
| 2-12-WAS 39        | (13:23) (Shotgun) K.Cousins pass short left to C.Thompson pushed ob at CIN 48 for 13 yards (V.Rey).                               | P26 |
| <u>1-10-CIN 48</u> | (12:53) R.Kelley right guard to CIN 45 for 3 yards (S.Williams).  |     |
| 2-7-CIN 45         | (12:12) (Shotgun) K.Cousins pass incomplete short left to R.Grant.  |     |
| 3-7-CIN 45         | (12:07) (Shotgun) K.Cousins pass incomplete deep left to J.Crowder.   |     |
| 4-7-CIN 45         | (12:02) (Punt formation) T.Way punts 35 yards to CIN 10, Center-N.Sundberg. A.Erickson pushed ob at CIN 17 for 7 yards (H.Bates). |     |

Cincinnati Bengals at 11:54

|                    |   |     |
|--------------------|---|-----|
| 1-10-CIN 17        | (11:54) (Shotgun) A.Dalton pass short middle to G.Bernard to CIN 31 for 14 yards (D.Ihenacho). WAS-D.Ihenacho was injured during the play. He is Out.                                 | P32 |
| <u>1-10-CIN 31</u> | (11:28) (Shotgun) J.Hill left guard to CIN 39 for 8 yards (W.Compton).  |     |
| 2-2-CIN 39         | (11:02) (Shotgun) J.Hill left guard to CIN 43 for 4 yards (R.Kerrigan).   | R33 |
| <u>1-10-CIN 43</u> | (10:33) (Shotgun) J.Hill right tackle to CIN 44 for 1 yard (C.Baker).   |     |
| 2-9-CIN 44         | (9:50) (Shotgun) A.Dalton pass incomplete deep left to A.Green [T.Murphy].<br>PENALTY on CIN-R.Bodine, Offensive Holding, 10 yards, enforced at CIN 44 - No Play.                     |     |
| 2-19-CIN 34        | (9:43) (Shotgun) A.Dalton pass short middle to A.Green to CIN 44 for 10 yards (K.Fuller).   |     |
| 3-9-CIN 44         | (8:59) (Shotgun) A.Dalton scrambles up the middle to WAS 42 for 14 yards (D.Whitner).   | R34 |
| <u>1-10-WAS 42</u> | (8:29) (No Huddle, Shotgun) J.Hill left tackle to WAS 40 for 2 yards (W.Compton; C.Jenkins).  |     |
| 2-8-WAS 40         | (7:45) (Shotgun) A.Dalton pass incomplete deep right to T.Boyd.   |     |
| 3-8-WAS 40         | (7:41) (Shotgun) A.Dalton sacked at WAS 48 for -8 yards (R.Kerrigan).   |     |
| 4-16-WAS 48        | (7:00) (Punt formation) K.Huber punts 41 yards to WAS 7, Center-C.Harris, fair catch by J.Crowder.<br>PENALTY on CIN-D.Dennard, Fair Catch Interference, 15 yards, enforced at WAS 7. |     |

Washington Redskins at 6:53

|                    |  |     |
|--------------------|--|-----|
| 1-10-WAS 22        | (6:53) R.Kelley left end to WAS 28 for 6 yards (D.Peko). WAS-M.Moses was injured during the play. His return is Questionable.  |     |
| 2-4-WAS 28         | (6:24) K.Cousins pass short right to J.Reed to WAS 42 for 14 yards (D.Kirkpatrick).<br>Penalty on CIN-A.Jones, Defensive Holding, declined.  | P27 |
| <u>1-10-WAS 42</u> | (5:56) K.Cousins pass short left to P.Garcon pushed ob at CIN 46 for 12 yards (J.Shaw).  | P28 |
| <u>1-10-CIN 46</u> | (5:28) K.Cousins pass short left to P.Garcon to CIN 42 for 4 yards (S.Williams).   |     |
| 2-6-CIN 42         | (4:49) (Shotgun) C.Thompson right guard to CIN 37 for 5 yards (D.Peko).<br>Timeout #1 by CIN at 04:11.   |     |
| 3-1-CIN 37         | (4:11) K.Cousins pass incomplete short right to N.Paul. WAS-N.Paul was injured during the play. His return is Questionable.<br>PENALTY on CIN-V.Burfict, Defensive Holding, 5 yards, enforced at CIN 37 - No Play. | X29 |
| <u>1-10-CIN 32</u> | (4:05) R.Kelley left guard to CIN 28 for 4 yards (V.Burfict).  |     |
| 2-6-CIN 28         | (3:32) K.Cousins pass short right to J.Reed pushed ob at CIN 19 for 9 yards (D.Kirkpatrick).   | P30 |
| <u>1-10-CIN 19</u> | (3:28) R.Kelley left guard to CIN 17 for 2 yards (M.Johnson).<br>Penalty on WAS, Illegal Shift, declined.<br>PENALTY on WAS-B.Scherff, Offensive Holding, 10 yards, enforced at CIN 19 - No Play.                  |     |
| 1-20-CIN 29        | (3:23) R.Kelley left tackle to CIN 13 for 16 yards (K.Dansby).   |     |
| 2-4-CIN 13         | (2:52) K.Cousins up the middle to CIN 16 for -3 yards (K.Dansby).<br>Timeout #2 by CIN at 02:13.   |     |
| 3-7-CIN 16         | (2:13) (Field Goal formation) D.Hopkins 34 yard field goal is No Good, Wide Left, Center-N.Sundberg, Holder-T.Way.   |     |

Cincinnati Bengals at 2:09

|             |  |  |
|-------------|--|--|
| 1-10-CIN 24 | (2:09) (Shotgun) A.Dalton pass short left to T.Eifert to CIN 28 for 4 yards (D.Whitner). |  |
|-------------|--|--|

Two-Minute Warning

|                    |   |     |
|--------------------|---|-----|
| 2-6-CIN 28         | (2:00) (Shotgun) A.Dalton pass short right to T.Boyd to CIN 37 for 9 yards (J.Norman).  | P35 |
| <u>1-10-CIN 37</u> | (1:37) (No Huddle, Shotgun) A.Dalton pass incomplete short right to T.Eifert (S.Cravens).   |     |
| 2-10-CIN 37        | (1:31) (Shotgun) A.Dalton pass short left to T.Boyd to CIN 46 for 9 yards (K.Fuller).   |     |
| 3-1-CIN 46         | (1:11) A.Dalton up the middle to CIN 47 for 1 yard (C.Baker). FUMBLES (C.Baker), RECOVERED by WAS-A.Lanier at CIN 47. A.Lanier to |     |

Washington Redskins vs Cincinnati Bengals at Wembley

CIN 47 for no gain (A.Whitworth).

Washington Redskins at 1:02

1-10-CIN 47 (1:02) (Shotgun) K.Cousins pass short left to P.Garcon to CIN 33 for 14 yards (A.Jones; S.Williams).

PENALTY on WAS-P.Garcon, Offensive Pass Interference, 10 yards, enforced at CIN 47 - No Play.

1-20-WAS 43 (:54) (Shotgun) K.Cousins pass incomplete deep left to J.Crowder.

2-20-WAS 43 (:46) (Shotgun) K.Cousins pass short right to J.Crowder to WAS 44 for 1 yard (D.Dennard). CIN-V.Burfict was injured during the play.

Timeout #1 by WAS at 00:30.

3-19-WAS 44 (:30) (Shotgun) K.Cousins pass short middle to J.Reed to CIN 48 for 8 yards (V.Rey) [C.Dunlap].

Timeout #2 by WAS at 00:02.

4-11-CIN 48 (:02) (Shotgun) K.Cousins pass incomplete deep left to P.Garcon [G.Atkins].

END OF QUARTER

|                     | Score | Time Poss | First Downs |   |   |   | Efficiencies |        |
|---------------------|-------|-----------|-------------|---|---|---|--------------|--------|
|                     |       |           | R           | P | X | T | 3 Down       | 4 Down |
| Washington Redskins | 27    | 8:52      | 0           | 5 | 1 | 6 | 0/2          | 0/1    |
| Cincinnati Bengals  | 27    | 6:08      | 2           | 2 | 0 | 4 | 1/3          | 0/0    |

# Miscellaneous Statistics Report

Washington Redskins vs Cincinnati Bengals  
10/30/2016 at Wembley

### Ten Longest Plays for Washington Redskins

| Yards | Qtr | Play Start  | Play Description   |
|-------|-----|-------------|--|
| 44    | 2   | 1-10-WAS 21 | (12:20) T.Nsekhe reported in as eligible. K.Cousins pass deep left to V.Davis pushed ob at CIN 35 for 44 yards (S.Williams). Cincinnati challenged the runner was in bounds ruling, and the play was Upheld. The ruling on the field stands. (Timeout #2.) |
| 38    | 3   | 2-2-WAS 17  | (4:44) (No Huddle) K.Cousins pass deep right to D.Jackson pushed ob at CIN 45 for 38 yards (G.Iloka). WAS-D.Jackson was injured during the play. His return is Questionable.   |
| 33    | 4   | 2-8-CIN 33  | (9:39) (Shotgun) K.Cousins pass deep left to J.Crowder for 33 yards, TOUCHDOWN. That is the 100th touchdown scored in International Series games in London.  |
| 26    | 4   | 1-10-WAS 17 | (13:48) K.Cousins pass short right to V.Davis to WAS 43 for 26 yards (S.Williams).   |
| 23    | 1   | 2-6-50      | (:36) K.Cousins pass short middle to P.Garcon to CIN 27 for 23 yards (K.Dansby).   |
| 23    | 3   | 2-7-CIN 23  | (3:12) (Shotgun) K.Cousins pass short right to J.Reed for 23 yards, TOUCHDOWN.   |
| 21    | 1   | 3-4-WAS 25  | (1:50) (Shotgun) K.Cousins pass short right to D.Jackson to WAS 31 for 6 yards (S.Williams). PENALTY on CIN-S.Williams, Unnecessary Roughness, 15 yards, enforced at WAS 31.   |
| 21    | 2   | 3-5-WAS 32  | (:48) (No Huddle, Shotgun) K.Cousins pass short right to P.Garcon pushed ob at WAS 38 for 6 yards (D.Kirkpatrick) [S.Williams]. PENALTY on CIN-D.Kirkpatrick, Horse Collar Tackle, 15 yards, enforced at WAS 38.   |
| 20    | 4   | 3-13-CIN 42 | (1:56) (Shotgun) K.Cousins pass short right to J.Crowder to CIN 22 for 20 yards (D.Kirkpatrick).   |
| 19    | 3   | 1-10-CIN 45 | (4:22) R.Kelley left guard to CIN 41 for 4 yards (D.Peko). PENALTY on CIN-D.Peko, Unnecessary Roughness, 15 yards, enforced at CIN 41.   |

### Ten Longest Plays for Cincinnati Bengals

| Yards | Qtr | Play Start  | Play Description  |
|-------|-----|-------------|---|
| 40    | 4   | 1-10-WAS 47 | (8:04) (No Huddle) A.Dalton pass deep left to A.Green to WAS 7 for 40 yards (J.Norman).                           |
| 22    | 4   | 3-4-CIN 31  | (8:34) (Shotgun) A.Dalton pass deep middle to T.Eifert to WAS 47 for 22 yards (K.Fuller).                         |
| 20    | 3   | 1-10-CIN 25 | (3:02) G.Bernard left end to CIN 30 for 5 yards (D.Ihenacho).   |
| 15    | 3   | 2-6-WAS 15  | (10:46) (Shotgun) A.Dalton pass short middle to T.Eifert for 15 yards, TOUCHDOWN [K.Fuller].                      |
| 15    | 3   | 1-10-WAS 27 | (6:37) (No Huddle, Shotgun) A.Dalton pass short right to A.Green to WAS 12 for 15 yards (Q.Dunbar).               |
| 14    | 3   | 3-3-CIN 43  | (8:07) (Shotgun) A.Dalton pass short middle to T.Eifert to WAS 43 for 14 yards (K.Fuller).                        |
| 14    | 5   | 1-10-CIN 17 | (11:54) (Shotgun) A.Dalton pass short middle to G.Bernard to CIN 31 for 14 yards (D.Ihenacho). WAS-D.Ihenacho was |
| 14    | 5   | 3-9-CIN 44  | (8:59) (Shotgun) A.Dalton scrambles up the middle to WAS 42 for 14 yards (D.Whitner).                             |
| 13    | 4   | 1-10-CIN 25 | (1:07) (Shotgun) A.Dalton pass short left to T.Eifert to CIN 38 for 13 yards (P.Smith) [R.Kerrigan].              |
| 12    | 2   | 3-18-WAS 45 | (4:13) (Shotgun) A.Dalton pass short right to T.Eifert to WAS 33 for 12 yards (D.Whitner).                        |

### Touchdown Scoring Information

|                |                     | Offense | Defense | Special Teams |
|----------------|---------------------|---------|---------|---------------|
| <b>VISITOR</b> | Washington Redskins | 3       | 0       | 0             |
| <b>HOME</b>    | Cincinnati Bengals  | 4       | 0       | 0             |

### Player Scoring Information

| Club | Player    | TD | Rush TD | Rec TD | KO TD | Punt TD | Int TD | Fum TD | Misc TD | FG | XP | 2Pt Rush | 2Pt Rec | Sfty | Points |
|------|-----------|----|---------|--------|-------|---------|--------|--------|---------|----|----|----------|---------|------|--------|
| WAS  | D.Hopkins | 0  | 0       | 0      | 0     | 0       | 0      | 0      | 0       | 2  | 3  | 0        | 0       | 0    | 9      |
| WAS  | R.Kelley  | 0  | 1       | 0      | 0     | 0       | 0      | 0      | 0       | 0  | 0  | 0        | 0       | 0    | 6      |
| WAS  | J.Reed    | 0  | 0       | 1      | 0     | 0       | 0      | 0      | 0       | 0  | 0  | 0        | 0       | 0    | 6      |
| WAS  | J.Crowder | 0  | 0       | 1      | 0     | 0       | 0      | 0      | 0       | 0  | 0  | 0        | 0       | 0    | 6      |
| CIN  | A.Dalton  | 0  | 1       | 0      | 0     | 0       | 0      | 0      | 0       | 0  | 0  | 0        | 0       | 0    | 6      |
| CIN  | G.Bernard | 0  | 1       | 0      | 0     | 0       | 0      | 0      | 0       | 0  | 0  | 0        | 0       | 0    | 6      |
| CIN  | J.Hill    | 0  | 1       | 0      | 0     | 0       | 0      | 0      | 0       | 0  | 0  | 0        | 0       | 0    | 6      |
| CIN  | T.Eifert  | 0  | 0       | 1      | 0     | 0       | 0      | 0      | 0       | 0  | 0  | 0        | 0       | 0    | 6      |
| CIN  | M.Nugent  | 0  | 0       | 0      | 0     | 0       | 0      | 0      | 0       | 0  | 3  | 0        | 0       | 0    | 3      |

### Possession Detail

|                             | First Half |      | Second Half |       | Game    |       |
|-----------------------------|------------|------|-------------|-------|---------|-------|
|                             | Visitor    | Home | Visitor     | Home  | Visitor | Home  |
| Largest Lead                | 7          | 0    | 4           | 10    | 7       | 10    |
| Drives Leading              | 2          | 0    | 0           | 3     | 2       | 3     |
| Time of Possession Leading  | 2:22       | 0:00 | 0:00        | 10:41 | 2:22    | 10:41 |
| Largest Deficit             | 0          | -7   | -10         | -4    | -10     | -7    |
| Drives Trailing             | 0          | 3    | 5           | 2     | 5       | 5     |
| Time of Possession Trailing | 0:00       | 9:41 | 11:18       | 6:54  | 11:18   | 16:35 |
| Times Score Tied Up         |            | 1    |             | 1     |         | 2     |
| Lead Changes                |            | 2    |             | 3     |         | 5     |

# Playtime Percentage

*Percent of playtime per player on offense, defense and special teams*

| Washington Redskins |    |         |         |               |     | Cincinnati Bengals |               |         |         |               |      |     |     |
|---------------------|----|---------|---------|---------------|-----|--------------------|---------------|---------|---------|---------------|------|-----|-----|
|                     |    | Offense | Defense | Special Teams |     |                    |               | Offense | Defense | Special Teams |      |     |     |
| S Lauvao            | G  | 91      | 100%    | 7             | 22% | A Whitworth        | T             | 88      | 100%    | 5             | 16%  |     |     |
| S Long              | G  | 91      | 100%    | 7             | 22% | K Zeitler          | G             | 88      | 100%    | 5             | 16%  |     |     |
| B Scherff           | G  | 91      | 100%    | 7             | 22% | R Bodine           | C             | 88      | 100%    |               |      |     |     |
| K Cousins           | QB | 91      | 100%    |               |     | A Dalton           | QB            | 88      | 100%    |               |      |     |     |
| T Williams          | T  | 91      | 100%    |               |     | C Boling           | G             | 88      | 100%    |               |      |     |     |
| P Garcon            | WR | 78      | 86%     |               |     | B LaFell           | WR            | 83      | 94%     |               |      |     |     |
| M Moses             | T  | 76      | 84%     | 6             | 19% | A Green            | WR            | 81      | 92%     | 1             | 1%   |     |     |
| J Reed              | TE | 72      | 79%     |               |     | T Eifert           | TE            | 74      | 84%     |               |      |     |     |
| J Crowder           | WR | 64      | 70%     | 8             | 25% | T Boyd             | WR            | 72      | 82%     |               |      |     |     |
| R Grant             | WR | 51      | 56%     | 12            | 38% | C Ogbuehi          | T             | 59      | 67%     | 5             | 16%  |     |     |
| C Thompson          | RB | 48      | 53%     | 6             | 19% | G Bernard          | RB            | 48      | 55%     |               |      |     |     |
| R Kelley            | RB | 43      | 47%     | 4             | 12% | J Hill             | RB            | 39      | 44%     |               |      |     |     |
| V Davis             | TE | 39      | 43%     |               |     | E Winston          | G             | 29      | 33%     | 5             | 16%  |     |     |
| D Jackson           | WR | 32      | 35%     |               |     | T Kroft            | TE            | 19      | 22%     | 19            | 59%  |     |     |
| T Nsekhe            | T  | 18      | 20%     | 12            | 38% | R Hewitt           | TE            | 14      | 16%     | 16            | 50%  |     |     |
| M Harris            | WR | 14      | 15%     | 7             | 22% | J Wright           | WR            | 5       | 6%      | 15            | 47%  |     |     |
| N Paul              | TE | 11      | 12%     | 20            | 62% | J Fisher           | T             | 3       | 3%      |               |      |     |     |
| W Compton           | LB |         | 88      | 100%          | 8   | 25%                | R Burkhead    | RB      | 1       | 1%            | 20   | 62% |     |
| D Whitner           | SS |         | 88      | 100%          |     |                    | A Erickson    | WR      | 1       | 1%            | 7    | 22% |     |
| J Norman            | CB |         | 85      | 97%           | 5   | 16%                | G Iloka       | FS      |         | 91            | 100% | 8   | 25% |
| K Fuller            | CB |         | 73      | 83%           | 8   | 25%                | A Jones       | CB      |         | 91            | 100% | 2   | 6%  |
| R Kerrigan          | LB |         | 69      | 78%           | 5   | 16%                | S Williams    | SS      |         | 91            | 100% |     |     |
| C Baker             | DE |         | 67      | 76%           |     |                    | D Kirkpatrick | CB      |         | 90            | 99%  |     |     |
| P Smith             | LB |         | 60      | 68%           | 6   | 19%                | V Burfict     | LB      |         | 86            | 95%  |     |     |
| M Foster            | LB |         | 57      | 65%           | 8   | 25%                | C Dunlap      | DE      |         | 79            | 87%  | 7   | 22% |
| E Hood              | DE |         | 57      | 65%           | 7   | 22%                | G Atkins      | DT      |         | 79            | 87%  |     |     |
| T Murphy            | LB |         | 55      | 62%           | 10  | 31%                | M Johnson     | DE      |         | 74            | 81%  | 6   | 19% |
| B Breeland          | CB |         | 51      | 58%           | 7   | 22%                | J Shaw        | CB      |         | 67            | 74%  | 19  | 59% |
| D Ihenacho          | SS |         | 44      | 50%           | 10  | 31%                | K Dansby      | LB      |         | 54            | 59%  | 7   | 22% |
| W Blackmon          | FS |         | 43      | 49%           | 5   | 16%                | D Peko        | NT      |         | 52            | 57%  | 11  | 34% |
| Q Dunbar            | CB |         | 37      | 42%           | 9   | 28%                | W Clarke      | DE      |         | 43            | 47%  | 2   | 6%  |
| S Cravens           | LB |         | 30      | 34%           | 12  | 38%                | V Rey         | LB      |         | 41            | 45%  | 24  | 75% |
| R Jean Francois     | DE |         | 28      | 32%           | 6   | 19%                | R Maualuga    | LB      |         | 24            | 26%  | 7   | 22% |
| C Jenkins           | DT |         | 22      | 25%           | 5   | 16%                | P Sims        | NT      |         | 18            | 20%  | 1   | 3%  |
| A Lanier            | DE |         | 12      | 14%           | 10  | 31%                | M Hunt        | DE      |         | 11            | 12%  | 22  | 69% |
| H Bates             | LB |         | 2       | 2%            | 25  | 78%                | D Dennard     | CB      |         | 9             | 10%  | 18  | 56% |
| D Everett           | FS |         |         |               | 21  | 66%                | D Smith       | FS      |         |               |      | 22  | 69% |
| T Garvin            | LB |         |         |               | 20  | 62%                | C Fejedelem   | SS      |         |               |      | 20  | 62% |
| M Spaight           | LB |         |         |               | 15  | 47%                | M Flowers     | LB      |         |               |      | 20  | 62% |
| D Hopkins           | K  |         |         |               | 13  | 41%                | N Vigil       | LB      |         |               |      | 19  | 59% |
| T Way               | P  |         |         |               | 10  | 31%                | M Nugent      | K       |         |               |      | 11  | 34% |
| N Sundberg          | LS |         |         |               | 10  | 31%                | C Harris      | LS      |         |               |      | 10  | 31% |
| G Toler             | CB |         |         |               | 8   | 25%                | K Huber       | P       |         |               |      | 10  | 31% |
| J Sullivan          | C  |         |         |               | 7   | 22%                | T Johnson     | C       |         |               |      | 5   | 16% |
| M Brown             | RB |         |         |               | 6   | 19%                |               |         |         |               |      |     |     |



# National Football League Game Summary

NFL Copyright © 2016 by The National Football League. All rights reserved. This summary and play-by-play is for the express purpose of assisting media in their coverage of the game; any other use of this material is prohibited without the written permission of the National Football League. Updated: 11/18/2016

Date: Sunday, 11/13/2016

**Minnesota Vikings at Washington Redskins**  
at FedExField, Landover MD

Start Time: 1:04 PM Eastern

## Game Day Weather

Game Weather: Sunny  
Played Outdoor on Turf: Grass

Temp: 58° F (14.4° C) Humidity: 24%, Wind: West 7 mph  
Outdoor Weather: Sunny,

## Officials

Referee: Morelli, Peter (135)      Umpire: Neale, Bryan (92)      Head Linesman: Stelljes, Steve (22)  
Line Judge: Johnson, Carl (101)      Side Judge: Cheek, Boris (41)      Field Judge: Rosenbaum, Doug (67)  
Back Judge: Steed, Gregory (12)      Replay Official: Moore, Tommy ( )

## Lineups

| Minnesota Vikings |             |         | Washington Redskins |       |           |        |                 |
|-------------------|-------------|---------|---------------------|-------|-----------|--------|-----------------|
| Offense           |             | Defense | Offense             |       | Defense   |        |                 |
| WR 12             | C.Johnson   | LE 96   | B.Robison           | WR 88 | P.Garcon  | LDE 99 | R.Jean Francois |
| LT 72             | J.Long      | DT 93   | S.Stephen           | LT 79 | T.Nsekhe  | NT 90  | E.Hood          |
| LG 76             | A.Boone     | NT 98   | L.Joseph            | LG 77 | S.Lauvao  | RDE 92 | C.Baker         |
| C 61              | J.Berger    | RE 97   | E.Griffen           | C 61  | S.Long    | SLB 94 | P.Smith         |
| RG 63             | B.Fusco     | WLB 52  | C.Greenway          | RG 75 | B.Scherff | MLB 51 | W.Compton       |
| RT 68             | T.Clemmings | MLB 54  | E.Kendricks         | RT 76 | M.Moses   | MLB 54 | M.Foster        |
| TE 82             | K.Rudolph   | SLB 55  | A.Barr              | TE 86 | J.Reed    | WLB 91 | R.Kerrigan      |
| WR 14             | S.Diggs     | LCB 26  | T.Waynes            | TE 85 | V.Davis   | CB 26  | B.Breeland      |
| RB 21             | J.McKinnon  | RCB 29  | X.Rhodes            | WR 14 | R.Grant   | CB 24  | J.Norman        |
| TE 85             | R.Ellison   | SS 34   | A.Sendejo           | QB 8  | K.Cousins | SS 39  | D.Whitner       |
| QB 8              | S.Bradford  | FS 22   | H.Smith             | RB 32 | R.Kelley  | FS 29  | D.Ihenacho      |

## Substitutions

K 3 B.Walsh, WR 17 J.Wright, P 18 J.Locke, WR 19 A.Thielen, CB 20 M.Alexander, CB 23 T.Newman, S 27 J.Kearse, RB 33 R.Hillman, LB 40 K.Brothers, S 41 A.Harris, RB 44 M.Asiata, LS 47 K.McDermott, FB 48 Z.Line, LB 51 E.Robinson, LB 57 A.Cole, LB 59 E.Lamur, C 62 N.Easton, T 78 J.Sirles, WR 84 C.Patterson, TE 89 D.Morgan, DT 92 Tom.Johnson, DE 94 J.Trattou, DE 99 D.Hunter

## Substitutions

K 3 D.Hopkins, P 5 T.Way, WR 13 M.Harris, WR 19 R.Ross, CB 20 G.Toler, S 22 D.Everett, RB 25 C.Thompson, RB 34 M.Brown, S 36 S.Cravens, CB 38 K.Fuller, S 41 W.Blackmon, CB 47 Q.Dunbar, LB 50 M.Spaight, LB 52 T.Garvin, C 56 J.Sullivan, LS 57 N.Sundberg, OL 60 V.Painter, DE 72 A.Lanier, DL 73 C.Jenkins, WR 80 J.Crowder, WR 89 D.Carrier, LB/DE 93 T.Murphy, LB 96 H.Bates

## Did Not Play

QB 13 S.Hill

## Did Not Play

QB 16 C.McCoy

## Not Active

QB 6 T.Heinicke, WR 11 L.Treadwell, CB 24 C.Munnerlyn, CB 35 M.Sherels, G 64 W.Beavers, G 67 Z.Kerin, DT 73 S.Floyd

## Not Active

QB 2 N.Sudfeld, WR 11 D.Jackson, RB 31 M.Jones, DT 67 J.Hill, T 68 B.Clausell, G 74 A.Kouandjio, DE 98 M.Ioannidis

Field Goals (made ( ) & missed)

|          |                     | D.Hopkins | (30) | (37) | (50) | (28) |       |  |
|----------|---------------------|-----------|------|------|------|------|-------|--|
|          |                     | 1         | 2    | 3    | 4    | OT   | Total |  |
| VISITOR: | Minnesota Vikings   | 0         | 20   | 0    | 0    | 0    | 20    |  |
| HOME:    | Washington Redskins | 7         | 7    | 6    | 6    | 0    | 26    |  |

## Scoring Plays

| Team     | Qtr | Time  | Play Description (Extra Point) (Drive Info)                         | Visitor | Home |
|----------|-----|-------|---|---------|------|
| Redskins | 1   | 9:04  | J.Crowder 4 yd. pass from K.Cousins (D.Hopkins kick) (10-68, 4:19)  | 0       | 7    |
| Redskins | 2   | 14:18 | V.Davis 38 yd. pass from K.Cousins (D.Hopkins kick) (9-91, 4:58)    | 0       | 14   |
| Vikings  | 2   | 5:39  | M.Asiata 1 yd. run (B.Walsh kick) (8-67, 3:52)                      | 7       | 14   |
| Vikings  | 2   | 0:58  | K.Rudolph 20 yd. pass from S.Bradford (B.Walsh kick) (7-75, 2:40)   | 14      | 14   |
| Vikings  | 2   | 0:00  | A.Thielen 3 yd. pass from S.Bradford (kick failed, wr) (4-33, 0:50) | 20      | 14   |
| Redskins | 3   | 8:53  | D.Hopkins 30 yd. Field Goal (12-55, 6:07)                           | 20      | 17   |
| Redskins | 3   | 0:38  | D.Hopkins 37 yd. Field Goal (11-49, 5:16)                           | 20      | 20   |
| Redskins | 4   | 9:33  | D.Hopkins 50 yd. Field Goal (7-60, 3:21)                            | 20      | 23   |
| Redskins | 4   | 2:31  | D.Hopkins 28 yd. Field Goal (8-32, 3:13)                            | 20      | 26   |

# National Football League Game Summary

NFL Copyright © 2016 by The National Football League. All rights reserved. This summary and play-by-play is for the express purpose of assisting media in their coverage of the game; any other use of this material is prohibited without the written permission of the National Football League.

Updated: 11/18/2016

---

Paid Attendance: 78,216

Time: 2:52





Minnesota Vikings vs Washington Redskins

11/13/2016 at FedExField

# Final Team Statistics

|   | Visitor<br>Vikings | Home<br>Redskins |
|---|--------------------|------------------|
| TOTAL FIRST DOWNS                                 | 22                 | 23               |
| By Rushing  | 4                  | 6                |
| By Passing  | 16                 | 17               |
| By Penalty  | 2                  | 0                |
| THIRD DOWN EFFICIENCY                             | 5-11-45%           | 6-12-50%         |
| FOURTH DOWN EFFICIENCY                            | 0-1-0%             | 0-0-0%           |
| TOTAL NET YARDS                                   | 331                | 388              |
| Total Offensive Plays (inc. times thrown passing) | 64                 | 62               |
| Average gain per offensive play                   | 5.2                | 6.3              |
| NET YARDS RUSHING                                 | 47                 | 128              |
| Total Rushing Plays                               | 21                 | 28               |
| Average gain per rushing play                     | 2.2                | 4.6              |
| Tackles for a loss-number and yards               | 5-13               | 1-1              |
| NET YARDS PASSING                                 | 284                | 260              |
| Times thrown - yards lost attempting to pass      | 3-23               | 1-2              |
| Gross yards passing                               | 307                | 262              |
| PASS ATTEMPTS-COMPLETIONS-HAD INTERCEPTED         | 40-31-1            | 33-22-0          |
| Avg gain per pass play (inc.# thrown passing)     | 6.6                | 7.6              |
| KICKOFFS Number-In End Zone-Touchbacks            | 3-2-1              | 7-7-5            |
| PUNTS Number and Average                          | 5-43.4             | 2-46.0           |
| Had Blocked                                       | 0                  | 0                |
| FGs - PATs Had Blocked                            | 0-0                | 0-0              |
| Net Punting Average                               | 42.2               | 43.5             |
| TOTAL RETURN YARDAGE (Not Including Kickoffs)     | 5                  | 28               |
| No. and Yards Punt Returns                        | 1-5                | 2-6              |
| No. and Yards Kickoff Returns                     | 2-44               | 2-49             |
| No. and Yards Interception Returns                | 0-0                | 1-22             |
| PENALTIES Number and Yards                        | 4-35               | 4-35             |
| FUMBLES Number and Lost                           | 0-0                | 1-1              |
| TOUCHDOWNS  | 3                  | 2                |
| Rushing   | 1                  | 0                |
| Passing   | 2                  | 2                |
| EXTRA POINTS Made-Attempts                        | 2-3                | 2-2              |
| Kicking Made-Attempts                             | 2-3                | 2-2              |
| FIELD GOALS Made-Attempts                         | 0-0                | 4-4              |
| RED ZONE EFFICIENCY                               | 2-2-100%           | 1-4-25%          |
| GOAL TO GO EFFICIENCY                             | 2-2-100%           | 1-2-50%          |
| SAFETIES  | 0                  | 0                |
| FINAL SCORE                                       | 20                 | 26               |
| TIME OF POSSESSION                                | 30:04              | 29:56            |

## Ball Possession And Drive Chart

### Minnesota Vikings

| #  | Time Recd | Time Lost | Time Poss | How Ball Obtained | Drive Began | # Play | Yds Gain | Yds Pen | Net Yds | 1st Down | Last Scrm | How Given Up |
|----|-----------|-----------|-----------|-------------------|-------------|--------|----------|---------|---------|----------|-----------|--------------|
| 1  | 15:00     | 13:23     | 1:37      | Kickoff           | MIN 25      | 3      | 4        | 0       | 4       | 0        | MIN 29    | Punt         |
| 2  | 9:04      | 4:16      | 4:48      | Kickoff           | MIN 25      | 7      | 33       | -10     | 23      | 2        | MIN 48    | Punt         |
| 3  | 14:18     | 10:00     | 4:18      | Kickoff           | MIN 23      | 7      | 25       | -10     | 15      | 2        | MIN 38    | Punt         |
| 4  | 9:31      | 5:39      | 3:52      | Punt              | MIN 33      | 8      | 67       | 0       | 67      | 4        | * WAS 1   | Touchdown    |
| 5  | 3:38      | 0:58      | 2:40      | Punt              | MIN 25      | 7      | 75       | 0       | 75      | 4        | WAS 20    | Touchdown    |
| 6  | 0:50      | 0:00      | 0:50      | Fumble            | WAS 33      | 4      | 33       | 0       | 33      | 2        | * WAS 3   | Touchdown    |
| 7  | 8:53      | 5:54      | 2:59      | Kickoff           | MIN 25      | 3      | 9        | -5      | 4       | 0        | MIN 29    | Punt         |
| 8  | 0:38      | 12:54     | 2:44      | Kickoff           | MIN 25      | 5      | 18       | 0       | 18      | 1        | MIN 43    | Punt         |
| 9  | 9:33      | 5:44      | 3:49      | Kickoff           | MIN 12      | 8      | 34       | 15      | 49      | 3        | WAS 39    | Interception |
| 10 | 2:31      | 0:04      | 2:27      | Kickoff           | MIN 25      | 12     | 33       | 0       | 33      | 4        | WAS 28    | Downs        |

(285) Average MIN 28

### Washington Redskins

| #  | Time Recd | Time Lost | Time Poss | How Ball Obtained | Drive Began | # Play | Yds Gain | Yds Pen | Net Yds | 1st Down | Last Scrm | How Given Up |
|----|-----------|-----------|-----------|-------------------|-------------|--------|----------|---------|---------|----------|-----------|--------------|
| 1  | 13:23     | 9:04      | 4:19      | Punt              | WAS 32      | 10     | 68       | 0       | 68      | 5        | * MIN 4   | Touchdown    |
| 2  | 4:16      | 14:18     | 4:58      | Punt              | WAS 9       | 9      | 91       | 0       | 91      | 5        | MIN 38    | Touchdown    |
| 3  | 10:00     | 9:31      | 0:29      | Punt              | WAS 21      | 3      | 0        | 0       | 0       | 0        | WAS 21    | Punt         |
| 4  | 5:39      | 3:38      | 2:01      | Kickoff           | WAS 22      | 4      | 22       | -10     | 12      | 1        | WAS 34    | Punt         |
| 5  | 0:58      | 0:50      | 0:08      | Kickoff           | WAS 25      | 1      | 7        | 0       | 7       | 0        | WAS 25    | Fumble       |
| 6  | 15:00     | 8:53      | 6:07      | Kickoff           | WAS 33      | 12     | 60       | -5      | 55      | 4        | * MIN 12  | Field Goal   |
| 7  | 5:54      | 0:38      | 5:16      | Punt              | WAS 32      | 11     | 49       | 0       | 49      | 3        | * MIN 19  | Field Goal   |
| 8  | 12:54     | 9:33      | 3:21      | Punt              | WAS 8       | 7      | 60       | 0       | 60      | 3        | MIN 32    | Field Goal   |
| 9  | 5:44      | 2:31      | 3:13      | Interception      | MIN 42      | 8      | 32       | 0       | 32      | 2        | * MIN 10  | Field Goal   |
| 10 | 0:04      | 0:00      | 0:04      | Downs             | WAS 42      | 1      | -1       | 0       | -1      | 0        | WAS 42    | End of Game  |

(282) Average WAS 28

### \* inside opponent's 20

| Time of Possession by Quarter |                     | 1st  | 2nd   | 3rd   | 4th  | OT | Total |
|-------------------------------|---------------------|------|-------|-------|------|----|-------|
| <b>Visitor</b>                | Minnesota Vikings   | 6:25 | 11:40 | 3:37  | 8:22 |    | 30:04 |
| <b>Home</b>                   | Washington Redskins | 8:35 | 3:20  | 11:23 | 6:38 |    | 29:56 |

### Kickoff Drive No.-Start Average

Vikings: 7 - MIN 23

Redskins: 3 - WAS 27

Minnesota Vikings vs Washington Redskins  
11/13/2016 at FedExField

# Final Defensive Statistics

| Minnesota Vikings | Regular Defensive Plays |           |           |          |          |          |          |          |          |          |          | Special Teams |          |          |          |          | Misc     |          |          |          |
|-------------------|-------------------------|-----------|-----------|----------|----------|----------|----------|----------|----------|----------|----------|---------------|----------|----------|----------|----------|----------|----------|----------|----------|
|                   | TKL                     | AST       | COMB      | SK       | / YDS    | TFL      | Q        | IN       | PD       | FF       | FR       | TKL           | AST      | FF       | FR       | BL       | TKL      | AST      | FF       | FR       |
| H.Smith           | 3                       | 4         | 7         | 0        | 0        | 0        | 0        | 0        | 1        | 0        | 0        | 0             | 0        | 0        | 0        | 0        | 0        | 0        | 0        | 0        |
| C.Greenway        | 3                       | 4         | 7         | 0        | 0        | 1        | 0        | 0        | 0        | 0        | 0        | 0             | 0        | 0        | 0        | 0        | 0        | 0        | 0        | 0        |
| A.Barr            | 4                       | 2         | 6         | 0        | 0        | 1        | 0        | 0        | 1        | 0        | 0        | 0             | 0        | 0        | 0        | 0        | 0        | 0        | 0        | 0        |
| L.Joseph          | 3                       | 3         | 6         | 0        | 0        | 0        | 2        | 0        | 0        | 1        | 0        | 0             | 0        | 0        | 0        | 0        | 0        | 0        | 0        | 0        |
| A.Sendejo         | 3                       | 2         | 5         | 0        | 0        | 0        | 0        | 0        | 0        | 0        | 0        | 0             | 0        | 0        | 0        | 0        | 0        | 0        | 0        | 0        |
| Tom.Johnson       | 2                       | 3         | 5         | 0        | 0        | 0        | 2        | 0        | 0        | 0        | 0        | 0             | 0        | 0        | 0        | 0        | 0        | 0        | 0        | 0        |
| X.Rhodes          | 2                       | 3         | 5         | 0        | 0        | 0        | 0        | 0        | 0        | 0        | 0        | 0             | 0        | 0        | 0        | 0        | 0        | 0        | 0        | 0        |
| S.Stephen         | 2                       | 3         | 5         | 0        | 0        | 0        | 0        | 0        | 0        | 0        | 0        | 0             | 0        | 0        | 0        | 0        | 0        | 0        | 0        | 0        |
| T.Waynes          | 3                       | 1         | 4         | 0        | 0        | 0        | 0        | 0        | 0        | 0        | 0        | 0             | 0        | 0        | 0        | 0        | 0        | 0        | 0        | 0        |
| E.Griffen         | 1                       | 3         | 4         | 0        | 0        | 0        | 0        | 0        | 0        | 0        | 1        | 0             | 0        | 0        | 0        | 0        | 0        | 0        | 0        | 0        |
| M.Alexander       | 2                       | 1         | 3         | 0        | 0        | 0        | 0        | 0        | 0        | 0        | 0        | 0             | 0        | 0        | 0        | 0        | 0        | 0        | 0        | 0        |
| D.Hunter          | 1                       | 2         | 3         | 1        | 2        | 1        | 2        | 0        | 0        | 0        | 0        | 1             | 0        | 0        | 0        | 0        | 0        | 0        | 0        | 0        |
| A.Cole            | 0                       | 3         | 3         | 0        | 0        | 0        | 0        | 0        | 0        | 0        | 0        | 0             | 0        | 0        | 0        | 0        | 0        | 0        | 0        | 0        |
| T.Newman          | 1                       | 0         | 1         | 0        | 0        | 0        | 0        | 0        | 1        | 0        | 0        | 0             | 0        | 0        | 0        | 0        | 0        | 0        | 0        | 0        |
| E.Kendricks       | 0                       | 1         | 1         | 0        | 0        | 0        | 0        | 0        | 1        | 0        | 0        | 0             | 0        | 0        | 0        | 0        | 0        | 0        | 0        | 0        |
| K.Brothers        | 0                       | 0         | 0         | 0        | 0        | 0        | 0        | 0        | 0        | 0        | 0        | 2             | 0        | 0        | 0        | 0        | 0        | 0        | 0        | 0        |
| A.Harris          | 0                       | 0         | 0         | 0        | 0        | 0        | 0        | 0        | 0        | 0        | 0        | 1             | 0        | 0        | 0        | 0        | 0        | 0        | 0        | 0        |
| J.Berger          | 0                       | 0         | 0         | 0        | 0        | 0        | 0        | 0        | 0        | 0        | 0        | 0             | 0        | 0        | 0        | 0        | 1        | 0        | 0        | 0        |
| <b>Total</b>      | <b>30</b>               | <b>35</b> | <b>65</b> | <b>1</b> | <b>2</b> | <b>3</b> | <b>6</b> | <b>0</b> | <b>4</b> | <b>1</b> | <b>1</b> | <b>4</b>      | <b>0</b> | <b>0</b> | <b>0</b> | <b>0</b> | <b>1</b> | <b>0</b> | <b>0</b> | <b>0</b> |

TKL = Tackle AST = Assist COMB = Combined QH=QB Hit IN = Interception PD = Pass Defense FF = Forced Fumble FR = Fumble Recovery

| Washington Redskins | Regular Defensive Plays |           |           |          |           |          |          |          |          |          |          | Special Teams |          |          |          |          | Misc     |          |          |          |
|---------------------|-------------------------|-----------|-----------|----------|-----------|----------|----------|----------|----------|----------|----------|---------------|----------|----------|----------|----------|----------|----------|----------|----------|
|                     | TKL                     | AST       | COMB      | SK       | / YDS     | TFL      | QH       | IN       | PD       | FF       | FR       | TKL           | AST      | FF       | FR       | BL       | TKL      | AST      | FF       | FR       |
| M.Foster            | 6                       | 3         | 9         | 0        | 0         | 1        | 0        | 0        | 1        | 0        | 0        | 0             | 0        | 0        | 0        | 0        | 0        | 0        | 0        | 0        |
| D.Whitner           | 6                       | 2         | 8         | 0        | 0         | 0        | 0        | 0        | 0        | 0        | 0        | 0             | 0        | 0        | 0        | 0        | 0        | 0        | 0        | 0        |
| W.Compton           | 1                       | 7         | 8         | 0        | 0         | 0        | 0        | 0        | 0        | 0        | 0        | 0             | 0        | 0        | 0        | 0        | 0        | 0        | 0        | 0        |
| B.Breeland          | 5                       | 1         | 6         | 0        | 0         | 0        | 0        | 0        | 0        | 0        | 0        | 1             | 0        | 0        | 0        | 0        | 0        | 0        | 0        | 0        |
| K.Fuller            | 4                       | 1         | 5         | 0        | 0         | 0        | 0        | 0        | 1        | 0        | 0        | 0             | 1        | 0        | 0        | 0        | 0        | 0        | 0        | 0        |
| S.Cravens           | 2                       | 3         | 5         | 0        | 0         | 1        | 0        | 0        | 0        | 0        | 0        | 0             | 0        | 0        | 0        | 0        | 0        | 0        | 0        | 0        |
| W.Blackmon          | 3                       | 1         | 4         | 0        | 0         | 0        | 0        | 0        | 0        | 0        | 0        | 0             | 0        | 0        | 0        | 0        | 0        | 0        | 0        | 0        |
| P.Smith             | 2                       | 2         | 4         | 2        | 16        | 2        | 2        | 1        | 1        | 0        | 0        | 0             | 0        | 0        | 0        | 0        | 0        | 0        | 0        | 0        |
| T.Murphy            | 2                       | 1         | 3         | 1        | 7         | 1        | 3        | 0        | 0        | 0        | 0        | 0             | 0        | 0        | 0        | 0        | 0        | 0        | 0        | 0        |
| J.Norman            | 2                       | 1         | 3         | 0        | 0         | 0        | 0        | 0        | 0        | 0        | 0        | 0             | 0        | 0        | 0        | 0        | 0        | 0        | 0        | 0        |
| R.Kerrigan          | 1                       | 2         | 3         | 0        | 0         | 1        | 2        | 0        | 0        | 0        | 0        | 0             | 0        | 0        | 0        | 0        | 0        | 0        | 0        | 0        |
| R.Jean Francois     | 0                       | 3         | 3         | 0        | 0         | 0        | 0        | 0        | 0        | 0        | 0        | 0             | 0        | 0        | 0        | 0        | 0        | 0        | 0        | 0        |
| D.Ihenacho          | 2                       | 0         | 2         | 0        | 0         | 0        | 0        | 0        | 0        | 0        | 0        | 1             | 0        | 0        | 0        | 0        | 0        | 0        | 0        | 0        |
| E.Hood              | 1                       | 1         | 2         | 0        | 0         | 0        | 0        | 0        | 0        | 0        | 0        | 0             | 0        | 0        | 0        | 0        | 0        | 0        | 0        | 0        |
| C.Baker             | 1                       | 1         | 2         | 0        | 0         | 0        | 0        | 0        | 0        | 0        | 0        | 0             | 0        | 0        | 0        | 0        | 0        | 0        | 0        | 0        |
| Q.Dunbar            | 1                       | 0         | 1         | 0        | 0         | 1        | 0        | 0        | 0        | 0        | 0        | 0             | 0        | 0        | 0        | 0        | 0        | 0        | 0        | 0        |
| A.Lanier            | 0                       | 0         | 0         | 0        | 0         | 0        | 1        | 0        | 0        | 0        | 0        | 0             | 0        | 0        | 0        | 0        | 0        | 0        | 0        | 0        |
| D.Everett           | 0                       | 0         | 0         | 0        | 0         | 0        | 0        | 0        | 0        | 0        | 0        | 1             | 0        | 0        | 0        | 0        | 0        | 0        | 0        | 0        |
| M.Moses             | 0                       | 0         | 0         | 0        | 0         | 0        | 0        | 0        | 0        | 0        | 0        | 0             | 0        | 0        | 0        | 0        | 1        | 0        | 0        | 0        |
| <b>Total</b>        | <b>39</b>               | <b>29</b> | <b>68</b> | <b>3</b> | <b>23</b> | <b>7</b> | <b>8</b> | <b>1</b> | <b>3</b> | <b>0</b> | <b>0</b> | <b>3</b>      | <b>1</b> | <b>0</b> | <b>0</b> | <b>0</b> | <b>1</b> | <b>0</b> | <b>0</b> | <b>0</b> |





## First Quarter

11/13/2016

## Play By Play

WAS wins the coin toss and elects to defer. MIN elects to Receive, and WAS elects to defend the east goal.

D.Hopkins kicks 65 yards from WAS 35 to end zone, Touchback.

Minnesota Vikings at 15:00

- 1-10-MIN 25 (15:00) S.Bradford pass short middle to R.Ellison to MIN 31 for 6 yards (D.Whitner).  
 2-4-MIN 31 (14:24) J.McKinnon right end to MIN 29 for -2 yards (M.Foster, R.Kerrigan).  
 3-6-MIN 29 (13:37) (Shotgun) S.Bradford pass incomplete short left to K.Rudolph.  
 4-6-MIN 29 (13:32) J.Locke punts 40 yards to WAS 31, Center-K.McDermott. J.Crowder to WAS 32 for 1 yard (K.Brothers).

Washington Redskins at 13:23

- 1-10-WAS 32 (13:23) K.Cousins pass short left to P.Garcon pushed ob at WAS 44 for 12 yards (X.Rhodes). P1  
 1-10-WAS 44 (13:03) (No Huddle) K.Cousins pass deep right to J.Reed ran ob at MIN 31 for 25 yards. P2  
 1-10-MIN 31 (12:29) R.Kelley left guard to MIN 27 for 4 yards (S.Stephen; H.Smith).  
 2-6-MIN 27 (11:54) J.Crowder right end pushed ob at MIN 20 for 7 yards (A.Sendejo). End around R3  
 1-10-MIN 20 (11:19) K.Cousins pass incomplete deep right to J.Reed [L.Joseph].  
 2-10-MIN 20 (11:13) (Shotgun) C.Thompson right end to MIN 11 for 9 yards (E.Kendricks; A.Barr).  
 3-1-MIN 11 (10:33) R.Kelley left guard to MIN 7 for 4 yards (X.Rhodes; C.Greenway). R4  
 1-7-MIN 7 (9:52) R.Kelley right end to MIN 4 for 3 yards (S.Stephen, A.Sendejo).  
 2-4-MIN 4 (9:16) (Shotgun) K.Cousins pass incomplete short middle to J.Reed (A.Barr, E.Kendricks) [L.Joseph]. MIN-E.Kendricks was injured during the play. His return is Questionable. MIN-A.Barr was injured during the play. 54 has a hip injury  
 3-4-MIN 4 (9:11) (Shotgun) K.Cousins pass short right to J.Crowder for 4 yards, TOUCHDOWN [D.Hunter]. P5  
 (Kick formation) PENALTY on MIN-L.Joseph, Encroachment, 5 yards, enforced at MIN 15 - No Play.  
 D.Hopkins extra point is GOOD, Center-N.Sundberg, Holder-T.Way.

|   |
|---|
| MIN 0 WAS 7, 10 plays, 68 yards, 4:19 drive, 5:56 elapsed |
|---|

D.Hopkins kicks 65 yards from WAS 35 to end zone, Touchback.

Minnesota Vikings at 9:04

- 1-10-MIN 25 (9:04) N.Easton reported in as eligible. J.McKinnon left tackle to MIN 29 for 4 yards (M.Foster; R.Jean Francois).  
 2-6-MIN 29 (8:36) (No Huddle, Shotgun) S.Bradford pass short left to J.McKinnon pushed ob at MIN 41 for 12 yards (M.Foster). P1  
 1-10-MIN 41 (8:04) R.Hillman right end to MIN 35 for -6 yards (S.Cravens).  
 2-16-MIN 35 (7:25) (Shotgun) S.Bradford pass short middle to K.Rudolph to WAS 45 for 20 yards (K.Fuller). P2  
 1-10-WAS 45 (6:56) (No Huddle, Shotgun) R.Hillman right end to WAS 31 for 14 yards (M.Foster; J.Norman).  
 PENALTY on MIN-J.Berger, Offensive Holding, 10 yards, enforced at WAS 45 - No Play.  
 1-20-MIN 45 (6:25) J.McKinnon right tackle to MIN 46 for 1 yard (M.Foster; P.Smith).  
 2-19-MIN 46 (5:47) (Shotgun) S.Bradford pass short left to C.Patterson pushed ob at 50 for 4 yards (D.Ihenacho).  
 3-15-50 (5:05) (Shotgun) S.Bradford sacked at MIN 48 for -2 yards (P.Smith).  
 4-17-MIN 48 (4:24) J.Locke punts 43 yards to WAS 9, Center-K.McDermott, fair catch by J.Crowder.

Washington Redskins at 4:16

- 1-10-WAS 9 (4:16) R.Kelley left tackle to WAS 11 for 2 yards (S.Stephen).  
 2-8-WAS 11 (3:34) (Shotgun) K.Cousins pass short right to V.Davis pushed ob at WAS 24 for 13 yards (H.Smith). P6  
 1-10-WAS 24 (2:54) K.Cousins pass short middle to V.Davis to WAS 39 for 15 yards (H.Smith; S.Stephen). WAS-V.Davis was injured during the play. P7  
 1-10-WAS 39 (2:28) K.Cousins pass short right to P.Garcon to WAS 48 for 9 yards (T.Waynes).  
 2-1-WAS 48 (1:47) R.Kelley up the middle to 50 for 2 yards (A.Cole; L.Joseph). R8  
 1-10-50 (1:09) R.Kelley right end to MIN 47 for 3 yards (Tom.Johnson).  
 2-7-MIN 47 (:30) K.Cousins pass short right to C.Thompson to MIN 46 for 1 yard (C.Greenway).

END OF QUARTER

|                     | Score | Time Poss | First Downs |   |   |   | Efficiencies |        |
|---------------------|-------|-----------|-------------|---|---|---|--------------|--------|
|                     |       |           | R           | P | X | T | 3 Down       | 4 Down |
| Minnesota Vikings   | 0     | 6:25      | 0           | 2 | 0 | 2 | 0/2          | 0/0    |
| Washington Redskins | 7     | 8:35      | 3           | 5 | 0 | 8 | 2/2          | 0/0    |

## Second Quarter

11/13/2016

## Play By Play

Washington Redskins continued.

- 3-6-MIN 46 (15:00) (Shotgun) K.Cousins pass short right to M.Harris pushed ob at MIN 38 for 8 yards (T.Waynes). P9
- 1-10-MIN 38 (14:28) K.Cousins pass deep left to V.Davis for 38 yards, TOUCHDOWN. P10
- D.Hopkins extra point is GOOD, Center-N.Sundberg, Holder-T.Way.

|   |
|---|
| MIN 0 WAS 14, 9 plays, 91 yards, 4:58 drive, 0:42 elapsed |
|---|

D.Hopkins kicks 68 yards from WAS 35 to MIN -3. C.Patterson to MIN 23 for 26 yards (B.Breeland).

Minnesota Vikings at 14:18, (1st play from scrimmage 14:12)

- 1-10-MIN 23 (14:12) Direct snap to J.McKinnon. J.McKinnon right end to MIN 36 for 13 yards (D.Whitner; M.Foster). R3
- 1-10-MIN 36 (13:36) S.Bradford pass short left to J.McKinnon to MIN 38 for 2 yards (B.Breeland; P.Smith).  
PENALTY on MIN-J.McKinnon, Face Mask (15 Yards), 15 yards, enforced at MIN 38.
- 1-23-MIN 23 (13:17) (Shotgun) R.Hillman up the middle to MIN 25 for 2 yards (S.Cravens; T.Murphy).
- 2-21-MIN 25 (12:37) (Shotgun) R.Hillman up the middle to MIN 34 for 9 yards (T.Murphy).
- 3-12-MIN 34 (11:51) (Shotgun) S.Bradford pass short middle to S.Diggs to MIN 38 for 4 yards (K.Fuller).  
PENALTY on WAS-W.Compton, Illegal Contact, 5 yards, enforced at MIN 34 - No Play. X4
- 1-10-MIN 39 (11:24) R.Hillman left end to MIN 36 for -3 yards (R.Kerrigan).
- 2-13-MIN 36 (11:01) (No Huddle) S.Bradford pass short middle to R.Ellison to MIN 38 for 2 yards (E.Hood).
- 3-11-MIN 38 (10:14) (Shotgun) S.Bradford pass incomplete deep left to S.Diggs.
- 4-11-MIN 38 (10:09) J.Locke punts 41 yards to WAS 21, Center-K.McDermott, fair catch by J.Crowder.

Washington Redskins at 10:00

- 1-10-WAS 21 (10:00) K.Cousins pass incomplete deep right to J.Crowder.
- 2-10-WAS 21 (9:54) (Shotgun) K.Cousins pass incomplete short middle to R.Grant (H.Smith).
- 3-10-WAS 21 (9:48) (Shotgun) K.Cousins pass incomplete deep left to P.Garcon.
- 4-10-WAS 21 (9:40) T.Way punts 51 yards to MIN 28, Center-N.Sundberg. S.Diggs to MIN 33 for 5 yards (D.Everett).

Minnesota Vikings at 9:31

- 1-10-MIN 33 (9:31) N.Easton reported in as eligible. S.Bradford pass incomplete short left to K.Rudolph (M.Foster).
- 2-10-MIN 33 (9:24) (Shotgun) S.Bradford pass deep left to S.Diggs pushed ob at WAS 31 for 36 yards (K.Fuller). P5
- 1-10-WAS 31 (9:05) (No Huddle, Shotgun) M.Asiata left tackle to WAS 25 for 6 yards (D.Ihenacho).
- 2-4-WAS 25 (8:31) A.Thielen left end pushed ob at WAS 14 for 11 yards (B.Breeland). End around R6
- 1-10-WAS 14 (7:53) S.Bradford pass short right to K.Rudolph pushed ob at WAS 1 for 13 yards (B.Breeland). P7
- 1-1-WAS 1 (7:05) N.Easton and J.Sirles reported in as eligible. M.Asiata left tackle to WAS 1 for no gain (R.Kerrigan; W.Compton).
- 2-1-WAS 1 (6:28) M.Asiata right tackle to WAS 1 for no gain (R.Jean Francois; W.Compton).
- 3-1-WAS 1 (5:44) J.Sirles reported in as eligible. M.Asiata right guard for 1 yard, TOUCHDOWN. R8
- B.Walsh extra point is GOOD, Center-K.McDermott, Holder-J.Locke.

|   |
|---|
| MIN 7 WAS 14, 8 plays, 67 yards, 3:52 drive, 9:21 elapsed |
|---|

B.Walsh kicks 65 yards from MIN 35 to WAS 0. R.Ross to WAS 22 for 22 yards (D.Hunter).

Washington Redskins at 5:39, (1st play from scrimmage 5:34)

- 1-10-WAS 22 (5:34) R.Kelley left tackle to WAS 34 for 12 yards (A.Sendejo; D.Hunter). R11
- 1-10-WAS 34 (5:01) R.Kelley left end to WAS 38 for 4 yards (Tom.Johnson; S.Stephen).
- 2-6-WAS 38 (4:38) K.Cousins pass incomplete short left to J.Reed [D.Hunter].  
PENALTY on WAS-M.Moses, Offensive Holding, 10 yards, enforced at WAS 38 - No Play.
- 2-16-WAS 28 (4:32) (Shotgun) C.Thompson right tackle to WAS 34 for 6 yards (H.Smith; Tom.Johnson).
- 3-10-WAS 34 (3:54) (Shotgun) K.Cousins pass incomplete deep right to R.Grant.
- 4-10-WAS 34 (3:46) T.Way punts 41 yards to MIN 25, Center-N.Sundberg, fair catch by S.Diggs.

Minnesota Vikings at 3:38

- 1-10-MIN 25 (3:38) (Shotgun) S.Bradford pass short right to S.Diggs to MIN 30 for 5 yards (B.Breeland).
- 2-5-MIN 30 (3:09) (No Huddle, Shotgun) S.Bradford pass short left to C.Patterson to MIN 39 for 9 yards (B.Breeland, W.Compton). P9
- 1-10-MIN 39 (2:42) (No Huddle, Shotgun) S.Bradford pass short right to S.Diggs to WAS 38 for 23 yards (M.Foster). P10
- 1-10-WAS 38 (2:08) (No Huddle, Shotgun) S.Bradford pass short left to J.Wright to WAS 29 for 9 yards (M.Foster, W.Compton).

Two-Minute Warning

- 2-1-WAS 29 (2:00) (Shotgun) J.McKinnon up the middle to WAS 30 for -1 yards (Q.Dunbar).



Minnesota Vikings vs Washington Redskins at FedExField

3-2-WAS 30 (1:33) (No Huddle, Shotgun) S.Bradford pass short middle to S.Diggs to WAS 20 for 10 yards (S.Cravens; K.Fuller). P11

1-10-WAS 20 (1:06) (No Huddle, Shotgun) S.Bradford pass short right to K.Rudolph for 20 yards, TOUCHDOWN. P12

B.Walsh extra point is GOOD, Center-K.McDermott, Holder-J.Locke.

MIN 14 WAS 14, 7 plays, 75 yards, 2:40 drive, 14:02 elapsed

B.Walsh kicks 65 yards from MIN 35 to end zone, Touchback.

Washington Redskins at 0:58

1-10-WAS 25 (:58) (Shotgun) C.Thompson right tackle to WAS 32 for 7 yards (L.Joseph). FUMBLES (L.Joseph), RECOVERED by MIN-E.Griffen at WAS 33. E.Griffen to WAS 33 for no gain (M.Moses).

Minnesota Vikings at 0:50

1-10-WAS 33 (:50) (Shotgun) S.Bradford pass deep right to S.Diggs to WAS 5 for 28 yards (D.Whitner) [A.Lanier]. P13

1-5-WAS 5 (:24) (No Huddle, Shotgun) M.Asiata left tackle to WAS 3 for 2 yards (S.Cravens; C.Baker).

Timeout #1 by MIN at 00:10.

2-3-WAS 3 (:10) N.Easton and J.Sirles reported in as eligible. S.Bradford pass incomplete short right to Z.Line.

Timeout #2 by MIN at 00:05.

3-3-WAS 3 (:05) N.Easton reported in as eligible. S.Bradford pass short right to A.Thielen for 3 yards, TOUCHDOWN. P14

B.Walsh extra point is No Good, Wide Right, Center-K.McDermott, Holder-J.Locke.

MIN 20 WAS 14, 4 plays, 33 yards, 0:50 drive, 15:00 elapsed

END OF QUARTER

|                     | Score | Time Poss | First Downs |   |   |    | Efficiencies |        |
|---------------------|-------|-----------|-------------|---|---|----|--------------|--------|
|                     |       |           | R           | P | X | T  | 3 Down       | 4 Down |
| Minnesota Vikings   | 20    | 11:40     | 3           | 8 | 1 | 12 | 3/4          | 0/0    |
| Washington Redskins | 14    | 3:20      | 1           | 2 | 0 | 3  | 1/3          | 0/0    |

## Third Quarter

11/13/2016

## Play By Play

WAS elects to Receive, and MIN elects to defend the East goal.

B.Walsh kicks 59 yards from MIN 35 to WAS 6. C.Thompson to WAS 33 for 27 yards (A.Harris).

Washington Redskins at 15:00, (1st play from scrimmage 14:53)

|             |  |     |
|-------------|--|-----|
| 1-10-WAS 33 | (14:53) PENALTY on WAS-B.Scherff, False Start, 5 yards, enforced at WAS 33 - No Play.                      |     |
| 1-15-WAS 28 | (14:53) (Shotgun) K.Cousins pass deep middle to J.Reed to WAS 44 for 16 yards (M.Alexander).               | P12 |
| 1-10-WAS 44 | (14:22) R.Kelley left end to WAS 43 for -1 yards (C.Greenway).   |     |
| 2-11-WAS 43 | (13:43) (Shotgun) K.Cousins pass short left to P.Garcon to MIN 43 for 14 yards (A.Sendejo).                | P13 |
| 1-10-MIN 43 | (13:08) R.Kelley left end to MIN 41 for 2 yards (E.Griffen; X.Rhodes).                                     |     |
| 2-8-MIN 41  | (12:25) (Shotgun) K.Cousins pass short middle to P.Garcon to MIN 28 for 13 yards (X.Rhodes) [Tom.Johnson]. | P14 |
| 1-10-MIN 28 | (11:45) K.Cousins pass short right to M.Harris pushed ob at MIN 23 for 5 yards (C.Greenway).               |     |
| 2-5-MIN 23  | (11:07) R.Kelley right guard to MIN 22 for 1 yard (H.Smith).   |     |
| 3-4-MIN 22  | (10:27) (Shotgun) K.Cousins pass short left to J.Crowder pushed ob at MIN 10 for 12 yards (A.Sendejo).     | P15 |
| 1-10-MIN 10 | (9:50) (Shotgun) K.Cousins pass short left to R.Kelley to MIN 12 for -2 yards (A.Barr).                    |     |
| 2-12-MIN 12 | (9:09) (Shotgun) K.Cousins pass incomplete short left to P.Garcon.   |     |
| 3-12-MIN 12 | (9:04) (Shotgun) K.Cousins pass incomplete short right to P.Garcon.  |     |
| 4-12-MIN 12 | (8:58) D.Hopkins 30 yard field goal is GOOD, Center-N.Sundberg, Holder-T.Way.                              |     |

MIN 20 WAS 17, 12 plays, 55 yards, 6:07 drive, 6:07 elapsed

D.Hopkins kicks 65 yards from WAS 35 to end zone, Touchback.

Minnesota Vikings at 8:53

|             |  |  |
|-------------|--|--|
| 1-10-MIN 25 | (8:53) M.Asiata up the middle to MIN 29 for 4 yards (D.Whitner).   |  |
| 2-6-MIN 29  | (8:13) Direct snap to J.McKinnon. Z.Line right end to MIN 34 for 5 yards (C.Baker, W.Blackmon).            |  |
| 3-1-MIN 34  | (7:31) N.Easton reported in as eligible. M.Asiata right guard to MIN 34 for no gain (E.Hood; J.Norman).    |  |
| 4-1-MIN 34  | (6:15) (Run formation) PENALTY on MIN-S.Bradford, Delay of Game, 5 yards, enforced at MIN 34 - No Play.    |  |
| 4-6-MIN 29  | (6:05) J.Locke punts 44 yards to WAS 27, Center-K.McDermott. J.Crowder to WAS 32 for 5 yards (K.Brothers). |  |

Washington Redskins at 5:54

|             |  |     |
|-------------|--|-----|
| 1-10-WAS 32 | (5:54) R.Kelley right guard to WAS 46 for 14 yards (A.Barr, D.Hunter).   | R16 |
| 1-10-WAS 46 | (5:15) (Shotgun) R.Kelley left tackle to MIN 49 for 5 yards (E.Griffen).   |     |
| 2-5-MIN 49  | (4:32) C.Thompson left end pushed ob at MIN 46 for 3 yards (A.Barr).   |     |
| 3-2-MIN 46  | (3:57) (Shotgun) K.Cousins pass short left to C.Thompson to MIN 42 for 4 yards (A.Barr).   | P17 |
| 1-10-MIN 42 | (3:24) R.Kelley left guard to MIN 40 for 2 yards (Tom.Johnson).  |     |
| 2-8-MIN 40  | (2:40) (Shotgun) K.Cousins pass incomplete deep left to J.Crowder [Tom.Johnson]. WAS-M.Moses was injured during the play. His return is Questionable. 76 has an ankle injury |     |
| 3-8-MIN 40  | (2:34) (Shotgun) K.Cousins pass short right to M.Harris ran ob at MIN 25 for 15 yards.   | P18 |
| 1-10-MIN 25 | (2:12) R.Kelley up the middle to MIN 21 for 4 yards (L.Joseph).  |     |
| 2-6-MIN 21  | (1:29) R.Kelley right guard to MIN 19 for 2 yards (L.Joseph).  |     |
| 3-4-MIN 19  | (:48) (Shotgun) K.Cousins pass incomplete short right to R.Grant (T.Newman).   |     |
| 4-4-MIN 19  | (:43) D.Hopkins 37 yard field goal is GOOD, Center-N.Sundberg, Holder-T.Way.   |     |

MIN 20 WAS 20, 11 plays, 49 yards, 5:16 drive, 14:22 elapsed

D.Hopkins kicks 65 yards from WAS 35 to end zone, Touchback.

Minnesota Vikings at 0:38

|             |   |  |
|-------------|---|--|
| 1-10-MIN 25 | (:38) S.Bradford pass short right to K.Rudolph to MIN 34 for 9 yards (J.Norman) [R.Kerrigan]. |  |
|-------------|---|--|

END OF QUARTER

|                     | Score | Time Poss | First Downs |   |   |   | Efficiencies |        |
|---------------------|-------|-----------|-------------|---|---|---|--------------|--------|
|                     |       |           | R           | P | X | T | 3 Down       | 4 Down |
| Minnesota Vikings   | 20    | 3:37      | 0           | 0 | 0 | 0 | 0/1          | 0/0    |
| Washington Redskins | 20    | 11:23     | 1           | 6 | 0 | 7 | 3/5          | 0/0    |

## Fourth Quarter

11/13/2016

## Play By Play

Minnesota Vikings continued.

|                    |  |     |
|--------------------|--|-----|
| 2-1-MIN 34         | (15:00) N.Easton reported in as eligible. M.Asiate right end to MIN 35 for 1 yard (D.Whitner).         | R15 |
| <u>1-10-MIN 35</u> | (14:36) (No Huddle, Shotgun) S.Bradford pass short right to M.Asiate to MIN 37 for 2 yards (J.Norman). |     |
| 2-8-MIN 37         | (14:09) (Shotgun) S.Bradford pass short right to K.Rudolph to MIN 44 for 7 yards (M.Foster).           |     |
| 3-1-MIN 44         | (13:43) (No Huddle, Shotgun) M.Asiate up the middle to MIN 43 for -1 yards (W.Compton; D.Whitner).     |     |
| 4-2-MIN 43         | (13:03) J.Locke punts 49 yards to WAS 8, Center-K.McDermott, fair catch by J.Crowder.                  |     |

Washington Redskins at 12:54

|                    |   |     |
|--------------------|---|-----|
| 1-10-WAS 8         | (12:54) R.Kelley right tackle to WAS 29 for 21 yards (X.Rhodes; A.Cole).                          | R19 |
| <u>1-10-WAS 29</u> | (12:19) K.Cousins pass short middle to P.Garcon to WAS 46 for 17 yards (M.Alexander; C.Greenway). | P20 |
| <u>1-10-WAS 46</u> | (11:39) K.Cousins pass short middle to J.Crowder to MIN 40 for 14 yards (H.Smith; T.Waynes).      | P21 |
| <u>1-10-MIN 40</u> | (11:04) R.Kelley right tackle to MIN 38 for 2 yards (L.Joseph; A.Barr).                           |     |
| 2-8-MIN 38         | (10:19) (Shotgun) K.Cousins pass short right to C.Thompson to MIN 32 for 6 yards (T.Waynes).      |     |
| 3-2-MIN 32         | (9:43) K.Cousins pass incomplete short left to P.Garcon.  |     |
| 4-2-MIN 32         | (9:38) D.Hopkins 50 yard field goal is GOOD, Center-N.Sundberg, Holder-T.Way.                     |     |

MIN 20 WAS 23, 7 plays, 60 yards, 3:21 drive, 5:27 elapsed

D.Hopkins kicks 71 yards from WAS 35 to MIN -6. C.Patterson to MIN 12 for 18 yards (D.Ihenacho, K.Fuller).

Minnesota Vikings at 9:33, (1st play from scrimmage 9:29)

|                    |   |     |
|--------------------|---|-----|
| 1-10-MIN 12        | (9:29) (Shotgun) S.Bradford pass short left to J.McKinnon pushed ob at MIN 15 for 3 yards (M.Foster).                                 |     |
| 2-7-MIN 15         | (8:56) (Shotgun) S.Bradford pass short right to A.Thielen to MIN 26 for 11 yards (W.Blackmon).  | P16 |
| <u>1-10-MIN 26</u> | (8:25) (Shotgun) S.Bradford pass short middle to C.Patterson to MIN 30 for 4 yards (W.Blackmon, W.Compton).                           |     |
| 2-6-MIN 30         | (8:05) (No Huddle) J.McKinnon left tackle to MIN 31 for 1 yard (W.Compton; R.Jean Francois).  |     |
| 3-5-MIN 31         | (7:28) (Shotgun) S.Bradford pass short left to S.Diggs to MIN 37 for 6 yards (B.Breeland).  | P17 |
| <u>1-10-MIN 37</u> | (6:45) (Shotgun) S.Bradford pass short middle to S.Diggs to MIN 46 for 9 yards (K.Fuller) [T.Murphy].                                 |     |
| 2-1-MIN 46         | (6:05) (Shotgun) S.Bradford pass incomplete deep left to C.Patterson [C.Jenkins].   |     |
|                    | PENALTY on WAS-C.Jenkins, Roughing the Passer, 15 yards, enforced at MIN 46 - No Play.  | X18 |
| <u>1-10-WAS 39</u> | (5:59) (Shotgun) S.Bradford pass incomplete deep left to S.Diggs (K.Fuller).  |     |
| 2-10-WAS 39        | (5:53) S.Bradford pass short left intended for A.Thielen INTERCEPTED by P.Smith at WAS 36. P.Smith to MIN 42 for 22 yards (J.Berger). |     |

Washington Redskins at 5:44

|                    |   |     |
|--------------------|---|-----|
| 1-10-MIN 42        | (5:44) R.Kelley left end to MIN 38 for 4 yards (H.Smith, C.Greenway).               |     |
| 2-6-MIN 38         | (5:02) K.Cousins pass short right to J.Crowder to MIN 31 for 7 yards (T.Newman).    | P22 |
| <u>1-10-MIN 31</u> | (4:21) R.Kelley left tackle to MIN 28 for 3 yards (L.Joseph; A.Cole).               |     |
| 2-7-MIN 28         | (3:39) K.Cousins pass short right to P.Garcon to MIN 12 for 16 yards (M.Alexander). | P23 |
| <u>1-10-MIN 12</u> | (2:55) R.Kelley left end to MIN 10 for 2 yards (C.Greenway; E.Griffen).             |     |
|                    | Timeout #1 by MIN at 02:48.   |     |
| 2-8-MIN 10         | (2:48) (Shotgun) R.Kelley left guard to MIN 8 for 2 yards (E.Griffen; Tom.Johnson). |     |
|                    | Timeout #2 by MIN at 02:43.   |     |
| 3-6-MIN 8          | (2:43) (Shotgun) K.Cousins sacked at MIN 10 for -2 yards (D.Hunter).                |     |
|                    | Timeout #3 by MIN at 02:35.   |     |
| 4-8-MIN 10         | (2:35) D.Hopkins 28 yard field goal is GOOD, Center-N.Sundberg, Holder-T.Way.       |     |

MIN 20 WAS 26, 8 plays, 32 yards, 3:13 drive, 12:29 elapsed

D.Hopkins kicks 65 yards from WAS 35 to end zone, Touchback.

Minnesota Vikings at 2:31

|             |  |     |
|-------------|--|-----|
| 1-10-MIN 25 | (2:31) (Shotgun) S.Bradford pass short middle to S.Diggs to MIN 31 for 6 yards (D.Whitner).            |     |
| 2-4-MIN 31  | (2:09) (No Huddle, Shotgun) S.Bradford pass short middle to S.Diggs to MIN 37 for 6 yards (S.Cravens). | P19 |

Two-Minute Warning

|                    |   |     |
|--------------------|---|-----|
| <u>1-10-MIN 37</u> | (2:00) (Shotgun) S.Bradford pass short left to S.Diggs ran ob at WAS 49 for 14 yards [R.Kerrigan].              | P20 |
| <u>1-10-WAS 49</u> | (1:52) (No Huddle, Shotgun) S.Bradford pass short middle to S.Diggs to WAS 42 for 7 yards (D.Whitner).          |     |
| 2-3-WAS 42         | (1:36) (No Huddle, Shotgun) S.Bradford pass short middle to S.Diggs pushed ob at WAS 33 for 9 yards (K.Fuller). | P21 |
| <u>1-10-WAS 33</u> | (1:29) (Shotgun) S.Bradford pass short middle to A.Thielen to WAS 26 for 7 yards (W.Blackmon).                  |     |
| 2-3-WAS 26         | (1:11) (Shotgun) S.Bradford pass incomplete short right to J.McKinnon.  |     |

3-3-WAS 26 (1:04) (Shotgun) S.Bradford pass short middle to S.Diggs to WAS 21 for 5 yards (W.Compton).

1-10-WAS 21 (:45) (Shotgun) S.Bradford pass incomplete deep right to K.Rudolph.

Timeout #1 by WAS at 00:40.

2-10-WAS 21 (:40) (Shotgun) S.Bradford sacked at WAS 28 for -7 yards (T.Murphy).

3-17-WAS 28 (:19) (No Huddle, Shotgun) S.Bradford pass incomplete deep left to C.Patterson [T.Murphy].

Penalty on MIN-T.Clemmings, Offensive Holding, declined.

4-17-WAS 28 (:11) (Shotgun) S.Bradford sacked at WAS 42 for -14 yards (P.Smith).

Washington Redskins at 0:04

1-10-WAS 42 (:04) K.Cousins kneels to WAS 41 for -1 yards.

END OF QUARTER

|                     | Score | Time Poss | First Downs |   |   |   | Efficiencies |        |
|---------------------|-------|-----------|-------------|---|---|---|--------------|--------|
|                     |       |           | R           | P | X | T | 3 Down       | 4 Down |
| Minnesota Vikings   | 20    | 8:22      | 1           | 6 | 1 | 8 | 2/4          | 0/1    |
| Washington Redskins | 26    | 6:38      | 1           | 4 | 0 | 5 | 0/2          | 0/0    |

# Miscellaneous Statistics Report

Minnesota Vikings vs Washington Redskins  
11/13/2016 at FedExField

## Ten Longest Plays for Minnesota Vikings

| Yards | Qtr | Play Start  | Play Description  |
|-------|-----|-------------|---|
| 36    | 2   | 2-10-MIN 33 | (9:24) (Shotgun) S.Bradford pass deep left to S.Diggs pushed ob at WAS 31 for 36 yards (K.Fuller).                |
| 28    | 2   | 1-10-WAS 33 | (:50) (Shotgun) S.Bradford pass deep right to S.Diggs to WAS 5 for 28 yards (D.Whitner) [A.Lanier].               |
| 23    | 2   | 1-10-MIN 39 | (2:42) (No Huddle, Shotgun) S.Bradford pass short right to S.Diggs to WAS 38 for 23 yards (M.Foster).             |
| 20    | 1   | 2-16-MIN 35 | (7:25) (Shotgun) S.Bradford pass short middle to K.Rudolph to WAS 45 for 20 yards (K.Fuller).                     |
| 20    | 2   | 1-10-WAS 20 | (1:06) (No Huddle, Shotgun) S.Bradford pass short right to K.Rudolph for 20 yards, TOUCHDOWN.                     |
| 14    | 4   | 1-10-MIN 37 | (2:00) (Shotgun) S.Bradford pass short left to S.Diggs ran ob at WAS 49 for 14 yards [R.Kerrigan].                |
| 13    | 2   | 1-10-MIN 23 | (14:12) Direct snap to J.McKinnon. J.McKinnon right end to MIN 36 for 13 yards (D.Whitner; M.Foster).             |
| 13    | 2   | 1-10-WAS 14 | (7:53) S.Bradford pass short right to K.Rudolph pushed ob at WAS 1 for 13 yards (B.Breeland).                     |
| 12    | 1   | 2-6-MIN 29  | (8:36) (No Huddle, Shotgun) S.Bradford pass short left to J.McKinnon pushed ob at MIN 41 for 12 yards (M.Foster). |
| 11    | 2   | 2-4-WAS 25  | (8:31) A.Thielen left end pushed ob at WAS 14 for 11 yards (B.Breeland). End around                               |

## Ten Longest Plays for Washington Redskins

| Yards | Qtr | Play Start  | Play Description  |
|-------|-----|-------------|---|
| 38    | 2   | 1-10-MIN 38 | (14:28) K.Cousins pass deep left to V.Davis for 38 yards, TOUCHDOWN.  |
| 25    | 1   | 1-10-WAS 44 | (13:03) (No Huddle) K.Cousins pass deep right to J.Reed ran ob at MIN 31 for 25 yards.                                    |
| 21    | 4   | 1-10-WAS 8  | (12:54) R.Kelley right tackle to WAS 29 for 21 yards (X.Rhodes; A.Cole).  |
| 17    | 4   | 1-10-WAS 29 | (12:19) K.Cousins pass short middle to P.Garcon to WAS 46 for 17 yards (M.Alexander; C.Greenway).                         |
| 16    | 3   | 1-15-WAS 28 | (14:53) (Shotgun) K.Cousins pass deep middle to J.Reed to WAS 44 for 16 yards (M.Alexander).                              |
| 16    | 4   | 2-7-MIN 28  | (3:39) K.Cousins pass short right to P.Garcon to MIN 12 for 16 yards (M.Alexander).                                       |
| 15    | 1   | 1-10-WAS 24 | (2:54) K.Cousins pass short middle to V.Davis to WAS 39 for 15 yards (H.Smith; S.Stephen). WAS-V.Davis was injured during |
| 15    | 3   | 3-8-MIN 40  | (2:34) (Shotgun) K.Cousins pass short right to M.Harris ran ob at MIN 25 for 15 yards.                                    |
| 14    | 3   | 2-11-WAS 43 | (13:43) (Shotgun) K.Cousins pass short left to P.Garcon to MIN 43 for 14 yards (A.Sendejo).                               |
| 14    | 3   | 1-10-WAS 32 | (5:54) R.Kelley right guard to WAS 46 for 14 yards (A.Barr, D.Hunter).  |

## Touchdown Scoring Information

|                |                     | Offense | Defense | Special Teams |
|----------------|---------------------|---------|---------|---------------|
| <b>VISITOR</b> | Minnesota Vikings   | 3       | 0       | 0             |
| <b>HOME</b>    | Washington Redskins | 2       | 0       | 0             |

## Player Scoring Information

| Club | Player    | TD | Rush TD | Rec TD | KO TD | Punt TD | Int TD | Fum TD | Misc TD | FG | XP | 2Pt Rush | 2Pt Rec | Sfty | Points |
|------|-----------|----|---------|--------|-------|---------|--------|--------|---------|----|----|----------|---------|------|--------|
| MIN  | M.Asiata  | 0  | 1       | 0      | 0     | 0       | 0      | 0      | 0       | 0  | 0  | 0        | 0       | 0    | 6      |
| MIN  | K.Rudolph | 0  | 0       | 1      | 0     | 0       | 0      | 0      | 0       | 0  | 0  | 0        | 0       | 0    | 6      |
| MIN  | A.Thielen | 0  | 0       | 1      | 0     | 0       | 0      | 0      | 0       | 0  | 0  | 0        | 0       | 0    | 6      |
| MIN  | B.Walsh   | 0  | 0       | 0      | 0     | 0       | 0      | 0      | 0       | 0  | 2  | 0        | 0       | 0    | 2      |
| WAS  | D.Hopkins | 0  | 0       | 0      | 0     | 0       | 0      | 0      | 0       | 4  | 2  | 0        | 0       | 0    | 14     |
| WAS  | J.Crowder | 0  | 0       | 1      | 0     | 0       | 0      | 0      | 0       | 0  | 0  | 0        | 0       | 0    | 6      |
| WAS  | V.Davis   | 0  | 0       | 1      | 0     | 0       | 0      | 0      | 0       | 0  | 0  | 0        | 0       | 0    | 6      |

## Possession Detail

|                             | First Half |      | Second Half |       | Game    |       |
|-----------------------------|------------|------|-------------|-------|---------|-------|
|                             | Visitor    | Home | Visitor     | Home  | Visitor | Home  |
| Largest Lead                | 6          | 14   | 3           | 6     | 6       | 14    |
| Drives Leading              | 0          | 3    | 1           | 2     | 1       | 5     |
| Time of Possession Leading  | 0:00       | 7:28 | 2:59        | 3:17  | 2:59    | 10:45 |
| Largest Deficit             | -14        | -6   | -6          | -3    | -14     | -6    |
| Drives Trailing             | 4          | 0    | 2           | 2     | 6       | 2     |
| Time of Possession Trailing | 15:38      | 0:00 | 6:16        | 11:23 | 21:54   | 11:23 |
| Times Score Tied Up         |            | 1    |             | 1     |         | 2     |
| Lead Changes                |            | 2    |             | 1     |         | 3     |

# Playtime Percentage

*Percent of playtime per player on offense, defense and special teams*

## Minnesota Vikings

## Washington Redskins

|             |    | Offense | Defense | Special Teams |     |            |                 | Offense | Defense | Special Teams |      |     |     |
|-------------|----|---------|---------|---------------|-----|------------|-----------------|---------|---------|---------------|------|-----|-----|
| J Berger    | C  | 67      | 100%    | 3             | 12% | S Lauvao   | G               | 63      | 100%    | 6             | 23%  |     |     |
| B Fusco     | G  | 67      | 100%    | 3             | 12% | T Nsekhe   | T               | 63      | 100%    | 6             | 23%  |     |     |
| T Clemmings | T  | 67      | 100%    | 3             | 12% | S Long     | G               | 63      | 100%    | 6             | 23%  |     |     |
| A Boone     | G  | 67      | 100%    |               |     | B Scherff  | G               | 63      | 100%    | 6             | 23%  |     |     |
| S Bradford  | QB | 67      | 100%    |               |     | K Cousins  | QB              | 63      | 100%    |               |      |     |     |
| J Long      | T  | 66      | 99%     | 3             | 12% | M Moses    | T               | 60      | 95%     | 6             | 23%  |     |     |
| A Thielen   | WR | 57      | 85%     | 2             | 8%  | P Garcon   | WR              | 52      | 83%     |               |      |     |     |
| K Rudolph   | TE | 56      | 84%     | 3             | 12% | J Reed     | TE              | 50      | 79%     |               |      |     |     |
| S Diggs     | WR | 50      | 75%     | 2             | 8%  | R Grant    | WR              | 49      | 78%     | 8             | 31%  |     |     |
| C Patterson | WR | 43      | 64%     | 12            | 46% | J Crowder  | WR              | 46      | 73%     | 5             | 19%  |     |     |
| J McKinnon  | RB | 33      | 49%     |               |     | R Kelley   | RB              | 42      | 67%     | 5             | 19%  |     |     |
| M Asiata    | RB | 24      | 36%     | 7             | 27% | V Davis    | TE              | 34      | 54%     |               |      |     |     |
| R Ellison   | TE | 19      | 28%     | 15            | 58% | C Thompson | RB              | 21      | 33%     | 3             | 12%  |     |     |
| C Johnson   | WR | 13      | 19%     | 8             | 31% | D Carrier  | TE              | 9       | 14%     | 5             | 19%  |     |     |
| R Hillman   | RB | 12      | 18%     |               |     | M Harris   | WR              | 8       | 13%     | 3             | 12%  |     |     |
| Z Line      | FB | 11      | 16%     | 9             | 35% | R Ross     | WR              | 4       | 6%      | 3             | 12%  |     |     |
| N Easton    | C  | 11      | 16%     |               |     | V Painter  | T               | 3       | 5%      | 6             | 23%  |     |     |
| J Sirles    | T  | 4       | 6%      | 3             | 12% | W Compton  | LB              |         | 67      | 100%          | 5    | 19% |     |
| J Wright    | WR | 3       | 4%      |               |     | J Norman   | CB              |         | 67      | 100%          | 3    | 12% |     |
| H Smith     | FS |         | 63      | 100%          | 9   | 35%        | D Whitner       | SS      |         | 67            | 100% |     |     |
| A Sendejo   | SS |         | 63      | 100%          | 6   | 23%        | B Breeland      | CB      |         | 54            | 81%  | 9   | 35% |
| A Barr      | LB |         | 62      | 98%           | 5   | 19%        | R Kerrigan      | LB      |         | 51            | 76%  | 3   | 12% |
| T Waynes    | CB |         | 61      | 97%           | 11  | 42%        | T Murphy        | LB      |         | 47            | 70%  | 2   | 8%  |
| C Greenway  | LB |         | 58      | 92%           | 6   | 23%        | C Baker         | DE      |         | 45            | 67%  |     |     |
| B Robison   | DE |         | 54      | 86%           | 6   | 23%        | E Hood          | DE      |         | 42            | 63%  | 6   | 23% |
| T Newman    | CB |         | 51      | 81%           | 6   | 23%        | P Smith         | LB      |         | 42            | 63%  | 3   | 12% |
| E Griffen   | DE |         | 50      | 79%           | 5   | 19%        | K Fuller        | CB      |         | 41            | 61%  | 7   | 27% |
| X Rhodes    | CB |         | 50      | 79%           |     |            | S Cravens       | LB      |         | 37            | 55%  | 10  | 38% |
| L Joseph    | NT |         | 47      | 75%           | 4   | 15%        | M Foster        | LB      |         | 34            | 51%  | 5   | 19% |
| S Stephen   | NT |         | 38      | 60%           | 5   | 19%        | W Blackmon      | FS      |         | 33            | 49%  |     |     |
| D Hunter    | DE |         | 33      | 52%           | 4   | 15%        | D Ihenacho      | SS      |         | 32            | 48%  | 10  | 38% |
| T Johnson   | DT |         | 30      | 48%           | 6   | 23%        | R Jean Francois | DE      |         | 31            | 46%  | 5   | 19% |
| M Alexander | CB |         | 12      | 19%           | 2   | 8%         | A Lanier        | DE      |         | 18            | 27%  | 11  | 42% |
| E Kendricks | LB |         | 11      | 17%           |     |            | C Jenkins       | DT      |         | 16            | 24%  | 3   | 12% |
| A Cole      | LB |         | 9       | 14%           | 14  | 54%        | Q Dunbar        | CB      |         | 9             | 13%  | 15  | 58% |
| E Lamur     | LB |         | 1       | 2%            | 18  | 69%        | T Garvin        | LB      |         | 4             | 6%   | 17  | 65% |
| K Brothers  | LB |         |         | 17            | 65% | H Bates    | LB              |         |         |               | 20   | 77% |     |
| A Harris    | FS |         |         | 17            | 65% | D Everett  | FS              |         |         |               | 17   | 65% |     |
| E Robinson  | LB |         |         | 17            | 65% | M Brown    | RB              |         |         |               | 15   | 58% |     |
| J Trattou   | DE |         |         | 14            | 54% | D Hopkins  | K               |         |         |               | 13   | 50% |     |
| J Kearse    | SS |         |         | 12            | 46% | M Spaight  | LB              |         |         |               | 12   | 46% |     |
| K McDermott | LS |         |         | 8             | 31% | T Way      | P               |         |         |               | 8    | 31% |     |
| J Locke     | P  |         |         | 8             | 31% | N Sundberg | LS              |         |         |               | 8    | 31% |     |
| D Morgan    | TE |         |         | 7             | 27% | J Sullivan | C               |         |         |               | 6    | 23% |     |
| B Walsh     | K  |         |         | 6             | 23% |            |                 |         |         |               |      |     |     |



# National Football League Game Summary

NFL Copyright © 2016 by The National Football League. All rights reserved. This summary and play-by-play is for the express purpose of assisting media in their coverage of the game; any other use of this material is prohibited without the written permission of the National Football League. Updated: 11/24/2016

Date: Sunday, 11/20/2016

## Green Bay Packers at Washington Redskins

Start Time: 8:30 PM Eastern

at FedExField, Landover MD

### Game Day Weather

Game Weather: Clear

Temp: 38° F (3.3° C) Humidity: 44%, Wind: WNW 23 mph

Played Outdoor on Turf: Grass

Outdoor Weather: Clear, Wind Chill: 27

### Officials

Referee: Hussey, John (35)  
Line Judge: Marinucci, Ron (107)  
Back Judge: Ferguson, Keith (61)

Umpire: Michalek, Tony (115)  
Side Judge: Baynes, Allen (56)  
Replay Official: Wimmer, Mike ( )

Head Linesman: Mackie, Wayne (106)  
Field Judge: Buchanan, Jimmy (86)

### Lineups

#### Green Bay Packers

| Offense |             | Defense |               |
|---------|-------------|---------|---------------|
| WR 87   | J.Nelson    | NT 98   | L.Guion       |
| LT 69   | D.Bakhtiari | DT 76   | M.Daniels     |
| LG 65   | L.Taylor    | LOLB 53 | N.Perry       |
| C 63    | C.Linsley   | ILB 48  | J.Thomas      |
| RG 67   | D.Barclay   | ILB 50  | B.Martinez    |
| RT 75   | B.Bulaga    | ROLB 52 | C.Matthews    |
| TE 89   | J.Cook      | LCB 39  | D.Goodson     |
| WR 18   | R.Cobb      | RCB 36  | L.Gunter      |
| WR 17   | D.Adams     | CB 33   | M.Hyde        |
| QB 12   | A.Rodgers   | SS 42   | M.Burnett     |
| RB 44   | J.Starks    | FS 21   | H.Clinton-Dix |

#### Washington Redskins

| Offense |           | Defense |            |
|---------|-----------|---------|------------|
| WR 88   | P.Garcon  | NT 90   | E.Hood     |
| LT 79   | T.Nsekhe  | RDE 92  | C.Baker    |
| LG 77   | S.Lauvao  | SLB 94  | P.Smith    |
| C 61    | S.Long    | MLB 51  | W.Compton  |
| RG 75   | B.Scherff | MLB 36  | S.Cravens  |
| RT 76   | M.Moses   | WLB 91  | R.Kerrigan |
| TE 86   | J.Reed    | CB 26   | B.Breeland |
| WR 85   | V.Davis   | CB 38   | K.Fuller   |
| WR 11   | D.Jackson | CB 24   | J.Norman   |
| QB 8    | K.Cousins | SS 39   | D.Whitner  |
| RB 32   | R.Kelley  | FS 29   | D.Ihenacho |

### Substitutions

K 2 M.Crosby, QB 7 B.Hundley, P 10 J.Schum, WR 11 T.Davis, FB 22 A.Ripkowski, CB 24 Q.Rollins, S 25 M.Evans, CB 28 J.Hawkins, S 29 K.Brice, FB 40 J.Kerridge, LB 51 K.Fackrell, LB 54 C.Bradford, LB 56 J.Peppers, LS 61 B.Goode, DT 64 M.Pennel, T 68 K.Murphy, T 78 J.Spriggs, WR 81 G.Allison, TE 82 R.Rodgers, WR 83 J.Janis, WR 88 T.Montgomery, DE 94 D.Lowry, DE/LB 95 D.Jones, DT 97 K.Clark

### Substitutions

K 3 D.Hopkins, P 5 T.Way, WR 13 M.Harris, WR 14 R.Grant, CB 20 G.Toler, S 22 D.Everett, RB 25 C.Thompson, RB 34 M.Brown, S 41 W.Blackmon, CB 47 Q.Dunbar, LB 50 M.Spaight, LB 52 T.Garvin, LB 54 M.Foster, C 56 J.Sullivan, LS 59 R.Lovato, OL 60 V.Painter, DE 72 A.Lanier, DL 73 C.Jenkins, WR 80 J.Crowder, WR 89 D.Carrier, LB/DE 93 T.Murphy, LB 96 H.Bates, DE 99 R.Jean Francois

### Did Not Play

### Did Not Play

QB 16 C.McCoy

### Not Active

### Not Active

CB 23 D.Randall, RB 32 C.Michael, LB 47 J.Ryan, G 70 T.Lang, C/G 73 J.Tretter, LB 91 J.Elliott, DT 99 C.Ringo

QB 2 N.Sudfeld, WR 19 R.Ross, RB 31 M.Jones, LS 57 N.Sundberg, T 68 B.Clausell, G 74 A.Kouandjio, DE 98 M.Ioannidis

Field Goals (made ( ) & missed)

M.Crosby (36) 36WL

D.Hopkins (37)

|          |                     | 1 | 2  | 3 | 4  | OT | Total |
|----------|---------------------|---|----|---|----|----|-------|
| VISITOR: | Green Bay Packers   | 0 | 10 | 0 | 14 | 0  | 24    |
| HOME:    | Washington Redskins | 7 | 6  | 9 | 20 | 0  | 42    |

### Scoring Plays

| Team     | Qtr | Time  | Play Description (Extra Point) (Drive Info)                        | Visitor | Home |
|----------|-----|-------|--|---------|------|
| Redskins | 1   | 2:56  | D.Jackson 17 yd. pass from K.Cousins (D.Hopkins kick) (8-55, 3:52) | 0       | 7    |
| Packers  | 2   | 9:27  | J.Nelson 13 yd. pass from A.Rodgers (M.Crosby kick) (17-75, 8:29)  | 7       | 7    |
| Packers  | 2   | 3:37  | M.Crosby 36 yd. Field Goal (9-38, 5:22)                            | 10      | 7    |
| Redskins | 2   | 0:39  | R.Kelley 10 yd. run (run failed) (8-75, 2:58)                      | 10      | 13   |
| Redskins | 3   | 9:23  | D.Hopkins 37 yd. Field Goal (9-53, 5:37)                           | 10      | 16   |
| Redskins | 3   | 2:00  | J.Crowder 44 yd. pass from K.Cousins (run failed) (7-74, 3:34)     | 10      | 22   |
| Packers  | 4   | 14:51 | J.Starks 31 yd. pass from A.Rodgers (M.Crosby kick) (6-75, 2:09)   | 17      | 22   |
| Redskins | 4   | 14:25 | P.Garcon 70 yd. pass from K.Cousins (D.Hopkins kick) (2-75, 0:26)  | 17      | 29   |
| Packers  | 4   | 10:04 | J.Cook 6 yd. pass from A.Rodgers (M.Crosby kick) (8-82, 4:21)      | 24      | 29   |



# National Football League Game Summary

NFL Copyright © 2016 by The National Football League. All rights reserved. This summary and play-by-play is for the express purpose of assisting media in their coverage of the game; any other use of this material is prohibited without the written permission of the National Football League. Updated: 11/24/2016

---

|                         |   |      |   |            |    |
|-------------------------|---|------|---|------------|----|
| Redskins                | 4 | 3:54 | R.Kelley 1 yd. run (kick failed, hru) (11-81, 6:10) | 24         | 35 |
| Redskins                | 4 | 2:26 | R.Kelley 4 yd. run (D.Hopkins kick) (3-72, 0:33)    | 24         | 42 |
| Paid Attendance: 77,137 |   |      |   | Time: 3:16 |    |

Green Bay Packers vs Washington Redskins

11/20/2016 at FedExField

# Final Individual Statistics

## Green Bay Packers

| RUSHING      | ATT | YDS | AVG  | LG | TD |
|--------------|-----|-----|------|----|----|
| A.Rodgers    | 3   | 33  | 11.0 | 17 | 0  |
| J.Starks     | 9   | 25  | 2.8  | 8  | 0  |
| T.Montgomery | 4   | 17  | 4.3  | 7  | 0  |
| A.Ripkowski  | 2   | 9   | 4.5  | 7  | 0  |
| B.Hundley    | 1   | 0   | 0.0  | 0  | 0  |
| Total        | 19  | 84  | 4.4  | 17 | 0  |

| PASSING   | ATT | CMP | YDS | SK/YD | TD | LG | IN | RT    |
|-----------|-----|-----|-----|-------|----|----|----|-------|
| A.Rodgers | 41  | 26  | 351 | 2/20  | 3  | 47 | 0  | 115.0 |
| B.Hundley | 3   | 1   | 9   | 0/0   | 0  | 9  | 1  | 2.8   |
| Total     | 44  | 27  | 360 | 2/20  | 3  | 47 | 1  | 100.6 |

| PASS RECEIVING | TAR | REC | YDS | AVG  | LG | TD |
|----------------|-----|-----|-----|------|----|----|
| J.Cook         | 11  | 6   | 105 | 17.5 | 47 | 1  |
| J.Starks       | 6   | 5   | 46  | 9.2  | 31 | 1  |
| R.Rodgers      | 4   | 4   | 28  | 7.0  | 11 | 0  |
| R.Cobb         | 5   | 3   | 84  | 28.0 | 47 | 0  |
| D.Adams        | 6   | 3   | 42  | 14.0 | 37 | 0  |
| J.Nelson       | 5   | 3   | 28  | 9.3  | 13 | 1  |
| T.Montgomery   | 4   | 3   | 27  | 9.0  | 10 | 0  |
| J.Janis        | 1   | 0   | 0   | 0.0  | 0  | 0  |
| G.Allison      | 1   | 0   | 0   | 0.0  | 0  | 0  |
| Total          | 43  | 27  | 360 | 13.3 | 47 | 3  |

| INTERCEPTIONS | NO | YDS | AVG | LG | TD |
|---------------|----|-----|-----|----|----|
| Total         | 0  | 0   | 0   | 0  | 0  |

| PUNTING | NO | YDS | AVG  | NET  | TB | IN20 | LG |
|---------|----|-----|------|------|----|------|----|
| J.Schum | 3  | 138 | 46.0 | 43.3 | 0  | 1    | 58 |
| Total   | 3  | 138 | 46.0 | 43.3 | 0  | 1    | 58 |

| PUNT RETURNS    | NO | YDS | AVG  | FC | LG | TD |
|-----------------|----|-----|------|----|----|----|
| R.Cobb          | 1  | 10  | 10.0 | 1  | 10 | 0  |
| [OUT OF BOUNDS] | 1  | 0   | 0.0  | 0  | 0  | 0  |
| Total           | 1  | 10  | 10.0 | 1  | 10 | 0  |

| KICKOFF RETURNS | NO | YDS | AVG  | FC | LG | TD |
|-----------------|----|-----|------|----|----|----|
| T.Montgomery    | 2  | 25  | 12.5 | 0  | 14 | 0  |
| J.Janis         | 1  | 7   | 7.0  | 0  | 7  | 0  |
| R.Rodgers       | 1  | 0   | 0.0  | 0  | 0  | 0  |
| [TOUCHBACK]     | 4  | 0   | 0.0  | 0  | 0  | 0  |
| Total           | 4  | 32  | 8.0  | 0  | 14 | 0  |

## Washington Redskins

| RUSHING    | ATT | YDS | AVG | LG | TD |
|------------|-----|-----|-----|----|----|
| R.Kelley   | 24  | 137 | 5.7 | 66 | 3  |
| C.Thompson | 2   | 10  | 5.0 | 9  | 0  |
| K.Cousins  | 4   | 4   | 1.0 | 4  | 0  |
| Total      | 30  | 151 | 5.0 | 66 | 3  |

| PASSING   | ATT | CMP | YDS | SK/YD | TD | LG | IN | RT    |
|-----------|-----|-----|-----|-------|----|----|----|-------|
| K.Cousins | 30  | 21  | 375 | 2/11  | 3  | 70 | 0  | 145.8 |
| Total     | 30  | 21  | 375 | 2/11  | 3  | 70 | 0  | 145.8 |

| PASS RECEIVING | TAR | REC | YDS | AVG  | LG | TD |
|----------------|-----|-----|-----|------|----|----|
| P.Garcon       | 7   | 6   | 116 | 19.3 | 70 | 1  |
| J.Reed         | 6   | 5   | 79  | 15.8 | 28 | 0  |
| D.Jackson      | 6   | 4   | 51  | 12.8 | 17 | 1  |
| J.Crowder      | 3   | 3   | 102 | 34.0 | 53 | 1  |
| M.Harris       | 1   | 1   | 14  | 14.0 | 14 | 0  |
| C.Thompson     | 3   | 1   | 9   | 9.0  | 9  | 0  |
| R.Grant        | 1   | 1   | 4   | 4.0  | 4  | 0  |
| R.Kelley       | 2   | 0   | 0   | 0.0  | 0  | 0  |
| V.Davis        | 1   | 0   | 0   | 0.0  | 0  | 0  |
| Total          | 30  | 21  | 375 | 17.9 | 70 | 3  |

| INTERCEPTIONS | NO | YDS | AVG | LG | TD |
|---------------|----|-----|-----|----|----|
| M.Spaight     | 1  | 8   | 8.0 | 8  | 0  |
| Total         | 1  | 8   | 8.0 | 8  | 0  |

| PUNTING | NO | YDS | AVG  | NET  | TB | IN20 | LG |
|---------|----|-----|------|------|----|------|----|
| T.Way   | 3  | 114 | 38.0 | 34.7 | 0  | 1    | 46 |
| Total   | 3  | 114 | 38.0 | 34.7 | 0  | 1    | 46 |

| PUNT RETURNS | NO | YDS | AVG | FC | LG | TD |
|--------------|----|-----|-----|----|----|----|
| J.Crowder    | 1  | 8   | 8.0 | 1  | 8  | 0  |
| [DOWNED]     | 1  | 0   | 0.0 | 0  | 0  | 0  |
| Total        | 1  | 8   | 8.0 | 1  | 8  | 0  |

| KICKOFF RETURNS | NO | YDS | AVG  | FC | LG | TD |
|-----------------|----|-----|------|----|----|----|
| C.Thompson      | 2  | 40  | 20.0 | 0  | 24 | 0  |
| [TOUCHBACK]     | 3  | 0   | 0.0  | 0  | 0  | 0  |
| Total           | 2  | 40  | 20.0 | 0  | 24 | 0  |

### Green Bay Packers

| FUMBLES   | FUM | LOST | OWN-REC | YDS | TD | FORCED | OPP-REC | YDS | TD | OUT-BDS |
|-----------|-----|------|---------|-----|----|--------|---------|-----|----|---------|
| A.Rodgers | 1   | 0    | 1       | 0   | 0  | 0      | 0       | 0   | 0  | 0       |
| B.Hundley | 1   | 0    | 1       | -1  | 0  | 0      | 0       | 0   | 0  | 0       |
| J.Cook    | 1   | 1    | 0       | 0   | 0  | 0      | 0       | 0   | 0  | 0       |
| Total     | 3   | 1    | 2       | -1  | 0  | 0      | 0       | 0   | 0  | 0       |

### Washington Redskins

| FUMBLES   | FUM | LOST | OWN-REC | YDS | TD | FORCED | OPP-REC | YDS | TD | OUT-BDS |
|-----------|-----|------|---------|-----|----|--------|---------|-----|----|---------|
| J.Norman  | 0   | 0    | 0       | 0   | 0  | 1      | 0       | 0   | 0  | 0       |
| W.Compton | 0   | 0    | 0       | 0   | 0  | 0      | 1       | 0   | 0  | 0       |
| Total     | 0   | 0    | 0       | 0   | 0  | 1      | 1       | 0   | 0  | 0       |

**Green Bay Packers vs Washington Redskins**  
**11/20/2016 at FedExField**

# Final Team Statistics

|   | <b>Visitor<br/>Packers</b> | <b>Home<br/>Redskins</b> |
|---|----------------------------|--------------------------|
| TOTAL FIRST DOWNS                                 | 19                         | 21                       |
| By Rushing  | 2                          | 6                        |
| By Passing  | 15                         | 14                       |
| By Penalty  | 2                          | 1                        |
| THIRD DOWN EFFICIENCY                             | 7-15-47%                   | 9-14-64%                 |
| FOURTH DOWN EFFICIENCY                            | 1-2-50%                    | 1-1-100%                 |
| TOTAL NET YARDS                                   | 424                        | 515                      |
| Total Offensive Plays (inc. times thrown passing) | 65                         | 62                       |
| Average gain per offensive play                   | 6.5                        | 8.3                      |
| NET YARDS RUSHING                                 | 84                         | 151                      |
| Total Rushing Plays                               | 19                         | 30                       |
| Average gain per rushing play                     | 4.4                        | 5.0                      |
| Tackles for a loss-number and yards               | 2-4                        | 4-11                     |
| NET YARDS PASSING                                 | 340                        | 364                      |
| Times thrown - yards lost attempting to pass      | 2-20                       | 2-11                     |
| Gross yards passing                               | 360                        | 375                      |
| PASS ATTEMPTS-COMPLETIONS-HAD INTERCEPTED         | 44-27-1                    | 30-21-0                  |
| Avg gain per pass play (inc.# thrown passing)     | 7.4                        | 11.4                     |
| KICKOFFS Number-In End Zone-Touchbacks            | 5-3-3                      | 8-4-4                    |
| PUNTS Number and Average                          | 3-46.0                     | 3-38.0                   |
| Had Blocked                                       | 0                          | 0                        |
| FGs - PATs Had Blocked                            | 0-0                        | 0-0                      |
| Net Punting Average                               | 43.3                       | 34.7                     |
| TOTAL RETURN YARDAGE (Not Including Kickoffs)     | 10                         | 16                       |
| No. and Yards Punt Returns                        | 1-10                       | 1-8                      |
| No. and Yards Kickoff Returns                     | 4-32                       | 2-40                     |
| No. and Yards Interception Returns                | 0-0                        | 1-8                      |
| PENALTIES Number and Yards                        | 6-59                       | 6-40                     |
| FUMBLES Number and Lost                           | 3-1                        | 0-0                      |
| TOUCHDOWNS  | 3                          | 6                        |
| Rushing   | 0                          | 3                        |
| Passing   | 3                          | 3                        |
| EXTRA POINTS Made-Attempts                        | 3-3                        | 3-6                      |
| Kicking Made-Attempts                             | 3-3                        | 3-4                      |
| Rushing Made-Attempts                             | 0-0                        | 0-2                      |
| FIELD GOALS Made-Attempts                         | 1-2                        | 1-1                      |
| RED ZONE EFFICIENCY                               | 2-4-50%                    | 4-5-80%                  |
| GOAL TO GO EFFICIENCY                             | 2-2-100%                   | 2-2-100%                 |
| SAFETIES  | 0                          | 0                        |
| FINAL SCORE                                       | 24                         | 42                       |
| TIME OF POSSESSION                                | 30:23                      | 29:37                    |

## Ball Possession And Drive Chart

### Green Bay Packers

| #  | Time Recd | Time Lost | Time Poss | How Ball Obtained | Drive Began | # Play | Yds Gain | Yds Pen | Net Yds | 1st Down | Last Scrm | How Given Up |
|----|-----------|-----------|-----------|-------------------|-------------|--------|----------|---------|---------|----------|-----------|--------------|
| 1  | 15:00     | 13:59     | 1:01      | Kickoff           | GB 25       | 3      | 0        | 0       | 0       | 0        | GB 25     | Punt         |
| 2  | 12:50     | 11:29     | 1:21      | Punt              | GB 34       | 3      | 2        | 0       | 2       | 0        | GB 36     | Punt         |
| 3  | 8:00      | 6:48      | 1:12      | Punt              | GB 10       | 3      | 7        | 0       | 7       | 0        | GB 17     | Punt         |
| 4  | 2:56      | 9:27      | 8:29      | Kickoff           | GB 25       | 17     | 85       | -10     | 75      | 7        | * WAS 13  | Touchdown    |
| 5  | 8:59      | 3:37      | 5:22      | Punt              | GB 44       | 9      | 43       | -5      | 38      | 3        | * WAS 18  | Field Goal   |
| 6  | 0:39      | 0:00      | 0:39      | Kickoff           | GB 18       | 1      | -10      | 0       | -10     | 0        | GB 18     | End of Half  |
| 7  | 9:23      | 5:34      | 3:49      | Kickoff           | GB 2        | 9      | 80       | 0       | 80      | 2        | * WAS 18  | Missed FG    |
| 8  | 2:00      | 14:51     | 2:09      | Kickoff           | GB 25       | 6      | 75       | 0       | 75      | 2        | WAS 31    | Touchdown    |
| 9  | 14:25     | 10:04     | 4:21      | Kickoff           | GB 18       | 8      | 82       | 0       | 82      | 4        | * WAS 6   | Touchdown    |
| 10 | 3:54      | 2:59      | 0:55      | Kickoff           | GB 17       | 4      | 51       | 0       | 51      | 1        | WAS 38    | Fumble       |
| 11 | 2:26      | 1:21      | 1:05      | Kickoff           | GB 25       | 4      | 8        | 0       | 8       | 0        | GB 33     | Interception |

(243) Average GB 22

### Washington Redskins

| #  | Time Recd | Time Lost | Time Poss | How Ball Obtained | Drive Began | # Play | Yds Gain | Yds Pen | Net Yds | 1st Down | Last Scrm | How Given Up |
|----|-----------|-----------|-----------|-------------------|-------------|--------|----------|---------|---------|----------|-----------|--------------|
| 1  | 13:59     | 12:50     | 1:09      | Punt              | WAS 41      | 3      | -3       | 0       | -3      | 0        | WAS 38    | Punt         |
| 2  | 11:29     | 8:00      | 3:29      | Punt              | WAS 6       | 7      | 44       | 0       | 44      | 2        | 50        | Punt         |
| 3  | 6:48      | 2:56      | 3:52      | Punt              | WAS 45      | 8      | 55       | 0       | 55      | 3        | * GB 17   | Touchdown    |
| 4  | 9:27      | 8:59      | 0:28      | Kickoff           | WAS 25      | 3      | 0        | -5      | -5      | 0        | WAS 20    | Punt         |
| 5  | 3:37      | 0:39      | 2:58      | Kickoff           | WAS 25      | 8      | 75       | 0       | 75      | 4        | * GB 10   | Touchdown    |
| 6  | 15:00     | 9:23      | 5:37      | Kickoff           | WAS 28      | 9      | 39       | 14      | 53      | 2        | * GB 19   | Field Goal   |
| 7  | 5:34      | 2:00      | 3:34      | Missed FG         | WAS 26      | 7      | 79       | -5      | 74      | 3        | GB 44     | Touchdown    |
| 8  | 14:51     | 14:25     | 0:26      | Kickoff           | WAS 25      | 2      | 75       | 0       | 75      | 1        | WAS 30    | Touchdown    |
| 9  | 10:04     | 3:54      | 6:10      | Kickoff           | WAS 19      | 11     | 81       | 0       | 81      | 4        | * GB 1    | Touchdown    |
| 10 | 2:59      | 2:26      | 0:33      | Fumble            | WAS 28      | 3      | 72       | 0       | 72      | 2        | * GB 4    | Touchdown    |
| 11 | 1:21      | 0:00      | 1:21      | Interception      | GB 33       | 2      | -2       | 0       | -2      | 0        | GB 34     | End of Game  |

(335) Average WAS 30

### \* inside opponent's 20

| Time of Possession by Quarter          |                     | 1st                | 2nd   | 3rd                  | 4th  | OT | Total |
|--|---------------------|--------------------|-------|----------------------|------|----|-------|
| <b>Visitor</b>                         | Green Bay Packers   | 6:30               | 11:34 | 5:49                 | 6:30 |    | 30:23 |
| <b>Home</b>                            | Washington Redskins | 8:30               | 3:26  | 9:11                 | 8:30 |    | 29:37 |
| <b>Kickoff Drive No.-Start Average</b> |                     | Packers: 8 - GB 19 |       | Redskins: 5 - WAS 24 |      |    |       |







## First Quarter

11/20/2016

## Play By Play

GB wins toss, elects to Receive, and WAS elects to defend the East goal.

D.Hopkins kicks 65 yards from WAS 35 to end zone, Touchback.

Green Bay Packers at 15:00

- 1-10-GB 25 (15:00) (Shotgun) A.Rodgers pass incomplete short right to R.Cobb.
- 2-10-GB 25 (14:52) (Shotgun) J.Starks right tackle to GB 25 for no gain (K.Fuller; C.Baker).
- 3-10-GB 25 (14:15) (Shotgun) A.Rodgers pass incomplete short right to J.Cook.
- 4-10-GB 25 (14:07) J.Schum punts 34 yards to WAS 41, Center-B.Goode, fair catch by J.Crowder.

Washington Redskins at 13:59

- 1-10-WAS 41 (13:59) R.Kelley right end to WAS 45 for 4 yards (B.Martinez).
- 2-6-WAS 45 (13:35) (No Huddle) K.Cousins pass incomplete short middle to D.Jackson.
- 3-6-WAS 45 (13:31) (Shotgun) K.Cousins sacked at WAS 38 for -7 yards (N.Perry).
- 4-13-WAS 38 (12:58) T.Way punts 28 yards to GB 34, Center-R.Lovato, out of bounds.

Green Bay Packers at 12:50

- 1-10-GB 34 (12:50) (Shotgun) A.Ripkowski right tackle to GB 36 for 2 yards (W.Compton).
- 2-8-GB 36 (12:21) (Shotgun) A.Rodgers pass incomplete short right to J.Nelson.
- 3-8-GB 36 (12:16) (Shotgun) A.Rodgers pass short left to J.Starks to GB 36 for no gain (B.Breeland).
- 4-8-GB 36 (11:41) J.Schum punts 58 yards to WAS 6, Center-B.Goode, downed by GB-J.Janis.

Washington Redskins at 11:29

- 1-10-WAS 6 (11:29) R.Kelley right guard to WAS 3 for -3 yards (J.Thomas).
- 2-13-WAS 3 (10:49) (Shotgun) K.Cousins pass short left to P.Garcon ran ob at WAS 14 for 11 yards.
- 3-2-WAS 14 (10:16) (Shotgun) R.Kelley up the middle to WAS 32 for 18 yards (H.Clinton-Dix).
- 1-10-WAS 32 (9:40) K.Cousins pass short middle to P.Garcon to WAS 49 for 17 yards (L.Gunter).
- 1-10-WAS 49 (9:00) R.Kelley right end to 50 for 1 yard (D.Jones; J.Thomas).
- 2-9-50 (8:19) (Shotgun) K.Cousins pass incomplete short left to J.Reed (B.Martinez).
- 3-9-50 (8:14) (Shotgun) K.Cousins pass incomplete short left to D.Jackson.
- 4-9-50 (8:07) T.Way punts 40 yards to GB 10, Center-R.Lovato, fair catch by R.Cobb.

Green Bay Packers at 8:00

- 1-10-GB 10 (8:00) T.Montgomery left end to GB 14 for 4 yards (B.Breeland).
- 2-6-GB 14 (7:34) (No Huddle) T.Montgomery right end to GB 17 for 3 yards (R.Jean Francois).
- 3-3-GB 17 (7:02) (Shotgun) A.Rodgers pass incomplete short left to D.Adams (B.Breeland).
- 4-3-GB 17 (6:58) J.Schum punts 46 yards to WAS 37, Center-B.Goode. J.Crowder pushed ob at WAS 45 for 8 yards (K.Fackrell).

Washington Redskins at 6:48

- 1-10-WAS 45 (6:48) K.Cousins pass short left to P.Garcon to GB 47 for 8 yards (H.Clinton-Dix, L.Gunter).
  - 2-2-GB 47 (6:26) (No Huddle) K.Cousins pass short right to R.Grant to GB 43 for 4 yards (Q.Rollins).
  - 1-10-GB 43 (5:45) (Shotgun) K.Cousins pass incomplete short middle to V.Davis (M.Burnett).
  - 2-10-GB 43 (5:40) (Shotgun) K.Cousins scrambles right end pushed ob at GB 39 for 4 yards (Q.Rollins).
  - 3-6-GB 39 (5:05) (Shotgun) K.Cousins pass short middle to M.Harris to GB 25 for 14 yards (L.Gunter).
  - 1-10-GB 25 (4:23) (Shotgun) K.Cousins pass short left to P.Garcon to GB 20 for 5 yards (L.Gunter, M.Hyde).
  - 2-5-GB 20 (3:46) R.Kelley up the middle to GB 17 for 3 yards (J.Thomas).
  - 3-2-GB 17 (3:03) (Shotgun) K.Cousins pass short middle to D.Jackson for 17 yards, TOUCHDOWN.
- Penalty on GB-L.Gunter, Illegal Use of Hands, declined.
- D.Hopkins extra point is GOOD, Center-R.Lovato, Holder-T.Way.

GB 0 WAS 7, 8 plays, 55 yards, 3:52 drive, 12:04 elapsed

D.Hopkins kicks 65 yards from WAS 35 to end zone, Touchback.

Green Bay Packers at 2:56

- 1-10-GB 25 (2:56) (Shotgun) A.Rodgers pass short right to R.Rodgers to GB 30 for 5 yards (S.Cravens).
- 2-5-GB 30 (2:32) (No Huddle, Shotgun) A.Rodgers pass incomplete short left to R.Cobb.
- 3-5-GB 30 (2:28) (Shotgun) A.Rodgers pass short right to T.Montgomery to GB 39 for 9 yards (D.Whitner).
- 1-10-GB 39 (1:49) (Shotgun) A.Rodgers pass short left to R.Rodgers to GB 49 for 10 yards (D.Whitner, B.Breeland).
- 1-10-GB 49 (1:09) (Shotgun) A.Rodgers pass short left to T.Montgomery pushed ob at WAS 41 for 10 yards (B.Breeland).

R1

P2

P3

P4

P5

P1

P2

P3



Green Bay Packers vs Washington Redskins at FedExField

1-10-WAS 41 (:30) J.Starks left end to WAS 39 for 2 yards (W.Compton, R.Jean Francois).

END OF QUARTER

|                     | Score | Time<br>Poss | First Downs |   |   |   | Efficiencies |        |
|---------------------|-------|--------------|-------------|---|---|---|--------------|--------|
|                     |       |              | R           | P | X | T | 3 Down       | 4 Down |
| Green Bay Packers   | 0     | 6:30         | 0           | 3 | 0 | 3 | 1/4          | 0/0    |
| Washington Redskins | 7     | 8:30         | 1           | 4 | 0 | 5 | 3/5          | 0/0    |

## Second Quarter

11/20/2016

## Play By Play

Green Bay Packers continued.

|                    |  |    |
|--------------------|--|----|
| 2-8-WAS 39         | (15:00) (Shotgun) A.Rodgers pass short left to J.Nelson pushed ob at WAS 33 for 6 yards (B.Breeland).  |    |
| 3-2-WAS 33         | (14:23) (Shotgun) PENALTY on GB-A.Rodgers, Delay of Game, 5 yards, enforced at WAS 33 - No Play.   |    |
| 3-7-WAS 38         | (14:00) (Shotgun) A.Rodgers pass incomplete short right to J.Nelson (S.Cravens).   |    |
| 4-7-WAS 38         | (13:56) (Shotgun) A.Rodgers pass incomplete short right to R.Cobb.<br>PENALTY on WAS-B.Breeland, Illegal Use of Hands, 5 yards, enforced at WAS 38 - No Play.  | X4 |
| <u>1-10-WAS 33</u> | (13:49) J.Starks right end to WAS 29 for 4 yards (E.Hood).   |    |
| 2-6-WAS 29         | (13:06) (Shotgun) A.Rodgers pass incomplete short middle to J.Starks.  |    |
| 3-6-WAS 29         | (13:02) (Shotgun) A.Rodgers pass short left to J.Starks pushed ob at WAS 25 for 4 yards (J.Norman, D.Whitner).   |    |
| 4-2-WAS 25         | (12:20) (Shotgun) A.Rodgers scrambles right end to WAS 18 for 7 yards.   | R5 |
| <u>1-10-WAS 18</u> | (11:40) (Shotgun) T.Montgomery left guard to WAS 15 for 3 yards (W.Compton; C.Jenkins).  |    |
| 2-7-WAS 15         | (11:01) (Shotgun) A.Rodgers pass short left to J.Cook pushed ob at WAS 6 for 9 yards (B.Breeland).   | P6 |
| <u>1-6-WAS 6</u>   | (10:22) (Shotgun) A.Rodgers pass incomplete short left to J.Cook.  |    |
| 2-6-WAS 6          | (10:17) (Shotgun) A.Rodgers pass short left to D.Adams to WAS 3 for 3 yards (B.Breeland).  |    |
| 3-3-WAS 3          | (9:39) (Shotgun) A.Rodgers pass short left to T.Montgomery for 3 yards, TOUCHDOWN NULLIFIED by Penalty.<br>PENALTY on GB-D.Barclay, Offensive Holding, 10 yards, enforced at WAS 3 - No Play.  |    |
| 3-13-WAS 13        | (9:34) (Shotgun) A.Rodgers pass short right to J.Nelson for 13 yards, TOUCHDOWN.<br>PENALTY on WAS-S.Cravens, Roughing the Passer, 15 yards, enforced between downs.<br>The Replay Official reviewed the pass completion ruling, and the play was Upheld. The ruling on the field stands.<br>M.Crosby extra point is GOOD, Center-B.Goode, Holder-J.Schum. | P7 |

|   |
|---|
| GB 7 WAS 7, 17 plays, 75 yards, 1 penalty, 8:29 drive, 5:33 elapsed |
|---|

M.Crosby kicks 50 yards from 50 to end zone, Touchback.

Washington Redskins at 9:27

|             |   |  |
|-------------|---|--|
| 1-10-WAS 25 | (9:27) K.Cousins pass incomplete short left to R.Kelley.  |  |
| 2-10-WAS 25 | (9:21) (Shotgun) K.Cousins pass incomplete short right to C.Thompson.   |  |
| 3-10-WAS 25 | (9:16) (Shotgun) PENALTY on WAS-J.Crowder, False Start, 5 yards, enforced at WAS 25 - No Play.  |  |
| 3-15-WAS 20 | (9:16) (Shotgun) K.Cousins pass incomplete short right to C.Thompson (J.Peppers).   |  |
| 4-15-WAS 20 | (9:10) T.Way punts 46 yards to GB 34, Center-R.Lovato. R.Cobb to GB 44 for 10 yards (T.Garvin). GB-D.Goodson was injured during the play. He is Out. 39 - Goodson has an injured knee |  |

Green Bay Packers at 8:59

|                    |   |     |
|--------------------|---|-----|
| 1-10-GB 44         | (8:59) J.Starks right tackle to WAS 49 for 7 yards (D.Whitner).   |     |
| 2-3-WAS 49         | (8:20) A.Rodgers pass incomplete deep middle to J.Janis [M.Foster].   |     |
| 3-3-WAS 49         | (8:13) (Shotgun) A.Rodgers pass short middle to R.Cobb to WAS 34 for 15 yards (K.Fuller) [C.Baker].   | P8  |
| <u>1-10-WAS 34</u> | (7:35) (Shotgun) A.Rodgers pass short middle to J.Starks to WAS 29 for 5 yards (J.Norman, S.Cravens).<br>PENALTY on WAS-J.Norman, Delay of Game, 5 yards, enforced at WAS 29. | X9  |
| <u>1-10-WAS 24</u> | (6:56) (Shotgun) A.Rodgers pass short right to R.Rodgers pushed ob at WAS 13 for 11 yards (D.Whitner).  | P10 |
| <u>1-10-WAS 13</u> | (6:17) (Shotgun) J.Starks up the middle to WAS 10 for 3 yards (A.Lanier; R.Kerrigan).<br>PENALTY on GB-D.Barclay, Offensive Holding, 10 yards, enforced at WAS 13 - No Play.  |     |
| 1-20-WAS 23        | (5:47) (Shotgun) A.Rodgers scrambles left end pushed ob at WAS 6 for 17 yards (B.Breeland).<br>Timeout #1 by GB at 05:02.   |     |
| 2-3-WAS 6          | (5:02) J.Starks left end pushed ob at WAS 8 for -2 yards (W.Compton).   |     |
| 3-5-WAS 8          | (4:19) (Shotgun) A.Rodgers sacked at WAS 18 for -10 yards (R.Kerrigan).   |     |
| 4-15-WAS 18        | (3:41) M.Crosby 36 yard field goal is GOOD, Center-B.Goode, Holder-J.Schum.   |     |

|  |
|--|
| GB 10 WAS 7, 9 plays, 38 yards, 1 penalty, 5:22 drive, 11:23 elapsed |
|--|

M.Crosby kicks 65 yards from GB 35 to end zone, Touchback.

Washington Redskins at 3:37

|                   |  |    |
|-------------------|--|----|
| 1-10-WAS 25       | (3:37) R.Kelley up the middle to WAS 22 for -3 yards (M.Daniels, K.Clark).<br>Timeout #2 by GB at 03:29. |    |
| 2-13-WAS 22       | (3:29) (Shotgun) C.Thompson right tackle to WAS 31 for 9 yards (H.Clinton-Dix).                          |    |
| 3-4-WAS 31        | (2:57) (Shotgun) K.Cousins pass short middle to J.Reed to GB 43 for 26 yards (K.Brice, M.Burnett).       | P6 |
| <u>1-10-GB 43</u> | (2:18) R.Kelley right tackle to GB 38 for 5 yards (M.Burnett).   |    |

Green Bay Packers vs Washington Redskins at FedExField

Two-Minute Warning

2-5-GB 38 (2:00) K.Cousins pass short middle to J.Reed to GB 33 for 5 yards (B.Martinez; J.Thomas). P7  
1-10-GB 33 (1:24) (Shotgun) K.Cousins pass short right to J.Reed to GB 15 for 18 yards (Q.Rollins). P8  
1-10-GB 15 (:52) (No Huddle, Shotgun) K.Cousins pass short left to J.Crowder to GB 10 for 5 yards (M.Hyde).  
 Timeout #1 by WAS at 00:45.  
 2-5-GB 10 (:45) R.Kelley right guard for 10 yards, TOUCHDOWN. R9  
 TWO-POINT CONVERSION ATTEMPT. C.Thompson rushes right guard. ATTEMPT FAILS.

GB 10 WAS 13, 8 plays, 75 yards, 2:58 drive, 14:21 elapsed

D.Hopkins kicks 54 yards from WAS 35 to GB 11. J.Janis to GB 18 for 7 yards (T.Garvin, M.Spaight).

Green Bay Packers at 0:39, (1st play from scrimmage 0:32)

1-10-GB 18 (:32) (Shotgun) A.Rodgers to GB 12 for -6 yards. FUMBLES, and recovers at GB 12. A.Rodgers sacked at GB 8 for -10 yards (C.Baker).

END OF QUARTER

|                     | Score | Time Poss | First Downs |   |   |   | Efficiencies |        |
|---------------------|-------|-----------|-------------|---|---|---|--------------|--------|
|                     |       |           | R           | P | X | T | 3 Down       | 4 Down |
| Green Bay Packers   | 10    | 11:34     | 1           | 4 | 2 | 7 | 2/5          | 1/1    |
| Washington Redskins | 13    | 3:26      | 1           | 3 | 0 | 4 | 1/2          | 0/0    |

## Third Quarter

11/20/2016

## Play By Play

WAS elects to Receive, and GB elects to defend the West goal.

M.Crosby kicks 61 yards from GB 35 to WAS 4. C.Thompson to WAS 28 for 24 yards (A.Ripkowski; J.Kerridge).

Washington Redskins at 15:00, (1st play from scrimmage 14:49)

1-10-WAS 28 (14:49) R.Kelley right tackle to WAS 31 for 3 yards (C.Matthews).

2-7-WAS 31 (14:13) (Shotgun) C.Thompson right end pushed ob at WAS 32 for 1 yard (M.Burnett).

3-6-WAS 32 (13:41) (Shotgun) K.Cousins pass incomplete short right to D.Jackson [M.Daniels].

PENALTY on GB-M.Daniels, Roughing the Passer, 14 yards, enforced at WAS 32 - No Play.

X10

1-10-WAS 46 (13:35) R.Kelley left guard to WAS 48 for 2 yards (N.Perry).

2-8-WAS 48 (12:58) (Shotgun) R.Kelley up the middle to GB 49 for 3 yards (N.Perry).

3-5-GB 49 (12:20) (Shotgun) K.Cousins pass deep middle to J.Reed to GB 21 for 28 yards (K.Brice, L.Gunter).

P11

1-10-GB 21 (11:36) R.Kelley right tackle to GB 14 for 7 yards (K.Clark).

2-3-GB 14 (10:48) R.Kelley up the middle to GB 15 for -1 yards (J.Peppers; L.Guion).

3-4-GB 15 (10:06) (Shotgun) K.Cousins sacked at GB 19 for -4 yards (J.Peppers).

4-8-GB 19 (9:28) D.Hopkins 37 yard field goal is GOOD, Center-R.Lovato, Holder-T.Way.

GB 10 WAS 16, 9 plays, 53 yards, 1 penalty, 5:37 drive, 5:37 elapsed

D.Hopkins kicks 63 yards from WAS 35 to GB 2, impetus ends at GB 4. R.Rodgers (didn't try to advance) to GB 2 for no gain.

Green Bay Packers at 9:23, (1st play from scrimmage 9:20)

1-10-GB 2 (9:20) (Shotgun) A.Ripkowski up the middle to GB 9 for 7 yards (D.Whitner; P.Smith).

2-3-GB 9 (8:41) (Shotgun) A.Rodgers pass incomplete short right to D.Adams.

3-3-GB 9 (8:36) (Shotgun) A.Rodgers pass deep right to J.Cook pushed ob at WAS 44 for 47 yards (W.Blackmon).

P11

1-10-WAS 44 (7:58) (Shotgun) A.Rodgers pass short right to R.Rodgers to WAS 42 for 2 yards (D.Whitner).

2-8-WAS 42 (7:17) (Shotgun) A.Rodgers pass deep left to R.Cobb to WAS 20 for 22 yards (K.Fuller).

P12

PENALTY on WAS-B.Breeland, Delay of Game, 5 yards, enforced at WAS 20.

1-10-WAS 15 (6:32) (Shotgun) A.Rodgers pass incomplete short left to J.Cook (T.Murphy).

2-10-WAS 15 (6:28) (Shotgun) A.Rodgers pass short left to D.Adams to WAS 13 for 2 yards (S.Cravens).

3-8-WAS 13 (5:45) (No Huddle, Shotgun) PENALTY on GB-J.Spriggs, False Start, 5 yards, enforced at WAS 13 - No Play.

3-13-WAS 18 (5:45) (Shotgun) A.Rodgers pass incomplete short left to G.Allison.

4-13-WAS 18 (5:39) (Field Goal formation) M.Crosby 36 yard field goal is No Good, Wide Left, Center-B.Goode, Holder-J.Schum.

Washington Redskins at 5:34

1-10-WAS 26 (5:34) (Shotgun) R.Kelley left guard to WAS 29 for 3 yards (M.Burnett, M.Daniels).

2-7-WAS 29 (4:57) (Shotgun) K.Cousins pass short left to J.Reed to WAS 31 for 2 yards (M.Hyde).

3-5-WAS 31 (4:10) (Shotgun) K.Cousins pass short left to C.Thompson pushed ob at WAS 40 for 9 yards (J.Thomas).

P12

1-10-WAS 40 (3:38) K.Cousins pass short middle to D.Jackson to GB 43 for 17 yards (L.Gunter).

P13

1-10-GB 43 (2:56) R.Kelley right end to GB 39 for 4 yards (M.Daniels, B.Martinez).

2-6-GB 39 (2:13) K.Cousins pass incomplete short left to R.Kelley.

3-6-GB 39 (2:07) (Shotgun) PENALTY on WAS-K.Cousins, Delay of Game, 5 yards, enforced at GB 39 - No Play.

3-11-GB 44 (2:07) (Shotgun) K.Cousins pass deep middle to J.Crowder for 44 yards, TOUCHDOWN.

P14

(Pass formation) TWO-POINT CONVERSION ATTEMPT. K.Cousins rushes right end. ATTEMPT FAILS.

GB 10 WAS 22, 7 plays, 74 yards, 3:34 drive, 13:00 elapsed

D.Hopkins kicks 65 yards from WAS 35 to end zone, Touchback.

Green Bay Packers at 2:00

1-10-GB 25 (2:00) (Shotgun) J.Starks right end to GB 28 for 3 yards (S.Cravens; W.Compton).

2-7-GB 28 (1:33) (No Huddle) J.Starks right tackle to GB 33 for 5 yards (T.Murphy; W.Compton).

3-2-GB 33 (:52) (Shotgun) A.Rodgers pass deep left to J.Cook to WAS 38 for 29 yards (D.Ihenacho).

P13

1-10-WAS 38 (:14) (No Huddle, Shotgun) A.Rodgers pass incomplete short right to D.Adams.

2-10-WAS 38 (:09) T.Montgomery left end to WAS 31 for 7 yards (W.Blackmon).

END OF QUARTER

|                     | Score | Time Poss | First Downs |   |   |   | Efficiencies |        |
|---------------------|-------|-----------|-------------|---|---|---|--------------|--------|
|                     |       |           | R           | P | X | T | 3 Down       | 4 Down |
| Green Bay Packers   | 10    | 5:49      | 0           | 3 | 0 | 3 | 2/3          | 0/0    |
| Washington Redskins | 22    | 9:11      | 0           | 4 | 1 | 5 | 3/4          | 0/0    |

## Fourth Quarter

11/20/2016

## Play By Play

Green Bay Packers continued.

3-3-WAS 31 (15:00) A.Rodgers pass short right to J.Starks for 31 yards, TOUCHDOWN. P14  
M.Crosby extra point is GOOD, Center-B.Goode, Holder-J.Schum.

|   |
|---|
| GB 17 WAS 22, 6 plays, 75 yards, 2:09 drive, 0:09 elapsed |
|---|

M.Crosby kicks 65 yards from GB 35 to end zone, Touchback.

Washington Redskins at 14:51

1-10-WAS 25 (14:51) K.Cousins pass short right to P.Garcon ran ob at WAS 30 for 5 yards.  
2-5-WAS 30 (14:36) (No Huddle) K.Cousins pass deep middle to P.Garcon for 70 yards, TOUCHDOWN. P15  
D.Hopkins extra point is GOOD, Center-R.Lovato, Holder-T.Way.

|   |
|---|
| GB 17 WAS 29, 2 plays, 75 yards, 0:26 drive, 0:35 elapsed |
|---|

D.Hopkins kicks 58 yards from WAS 35 to GB 7. T.Montgomery to GB 18 for 11 yards (D.Ihenacho).

Green Bay Packers at 14:25, (1st play from scrimmage 14:18)

1-10-GB 18 (14:18) (Shotgun) J.Starks right guard to GB 16 for -2 yards (T.Murphy; C.Jenkins).  
2-12-GB 16 (13:42) (Shotgun) A.Rodgers pass incomplete short middle to J.Cook.  
3-12-GB 16 (13:35) (Shotgun) A.Rodgers pass short middle to R.Cobb to WAS 37 for 47 yards (D.Whitner). P15  
1-10-WAS 37 (12:51) (Shotgun) A.Rodgers scrambles up the middle to WAS 28 for 9 yards (W.Compton).  
2-1-WAS 28 (12:09) (Shotgun) J.Starks left guard to WAS 20 for 8 yards (D.Whitner). R16  
1-10-WAS 20 (11:30) (Shotgun) A.Rodgers pass short right to J.Starks to WAS 14 for 6 yards (W.Compton, C.Baker).  
2-4-WAS 14 (10:46) (Shotgun) A.Rodgers pass short left to J.Cook to WAS 6 for 8 yards (W.Compton). WAS-C.Baker was injured during the play. P17  
1-6-WAS 6 (10:08) (Shotgun) A.Rodgers pass short left to J.Cook for 6 yards, TOUCHDOWN. P18  
M.Crosby extra point is GOOD, Center-B.Goode, Holder-J.Schum.

|   |
|---|
| GB 24 WAS 29, 8 plays, 82 yards, 4:21 drive, 4:56 elapsed |
|---|

M.Crosby kicks 62 yards from GB 35 to WAS 3. C.Thompson to WAS 19 for 16 yards (K.Fackrell).

Washington Redskins at 10:04, (1st play from scrimmage 9:55)

1-10-WAS 19 (9:55) R.Kelley left tackle to WAS 15 for -4 yards (B.Martinez).  
2-14-WAS 15 (9:18) (Shotgun) K.Cousins pass short right to D.Jackson ran ob at WAS 26 for 11 yards.  
3-3-WAS 26 (8:46) (Shotgun) K.Cousins pass incomplete short right to J.Crowder.  
Penalty on GB-B.Martinez, Defensive Pass Interference, offsetting, enforced at WAS 26 - No Play.  
Penalty on WAS-T.Nsekhe, Offensive Holding, offsetting.  
3-3-WAS 26 (8:35) (Shotgun) K.Cousins pass short right to D.Jackson ran ob at WAS 32 for 6 yards. P16  
1-10-WAS 32 (8:11) R.Kelley left tackle to WAS 38 for 6 yards (B.Martinez).  
2-4-WAS 38 (7:26) R.Kelley left tackle to WAS 40 for 2 yards (M.Daniels).  
3-2-WAS 40 (6:45) (Shotgun) R.Kelley up the middle to WAS 41 for 1 yard (N.Perry). GB-N.Perry was injured during the play.  
4-1-WAS 41 (6:12) K.Cousins right guard to WAS 43 for 2 yards (L.Guion). QB sneak R17  
1-10-WAS 43 (5:28) R.Kelley left guard to WAS 46 for 3 yards (H.Clinton-Dix). GB-B.Martinez was injured during the play. His return is Questionable. 50 - Martinez injured his knee  
2-7-WAS 46 (4:51) (Shotgun) K.Cousins pass incomplete short left to P.Garcon (L.Gunter).  
3-7-WAS 46 (4:44) (Shotgun) K.Cousins pass deep middle to J.Crowder to GB 1 for 53 yards (K.Brice). GB-K.Brice was injured during the play. P18  
1-1-GB 1 (3:59) H.Bates reported in as eligible. R.Kelley left end for 1 yard, TOUCHDOWN. R19  
D.Hopkins extra point is No Good, Hit Right Upright, Center-R.Lovato, Holder-T.Way.

|   |
|---|
| GB 24 WAS 35, 11 plays, 81 yards, 6:10 drive, 11:06 elapsed |
|---|

D.Hopkins kicks 62 yards from WAS 35 to GB 3. T.Montgomery to GB 17 for 14 yards (D.Everett, K.Fuller).

Green Bay Packers at 3:54, (1st play from scrimmage 3:47)

1-10-GB 17 (3:47) (Shotgun) A.Rodgers pass incomplete short left.  
2-10-GB 17 (3:40) (Shotgun) A.Rodgers pass short middle to D.Adams pushed ob at WAS 46 for 37 yards. P19  
1-10-WAS 46 (3:29) (Shotgun) A.Rodgers pass short left to T.Montgomery to WAS 38 for 8 yards (P.Smith) [A.Lanier].  
2-2-WAS 38 (3:05) (No Huddle, Shotgun) A.Rodgers pass short right to J.Cook to WAS 32 for 6 yards (J.Norman). FUMBLES (J.Norman), RECOVERED by WAS-W.Compton at WAS 28. W.Compton to WAS 28 for no gain (J.Cook).

Washington Redskins at 2:59

1-10-WAS 28 (2:59) R.Kelley right tackle to WAS 30 for 2 yards (K.Clark).  
Timeout #1 by GB at 02:52.  
2-8-WAS 30 (2:52) R.Kelley right end to GB 4 for 66 yards (L.Gunter). R20

Green Bay Packers vs Washington Redskins at FedExField

Timeout #2 by GB at 02:30.

1-4-GB 4

(2:30) R.Kelley right guard for 4 yards, TOUCHDOWN.

PENALTY on GB-D.Jones, Unnecessary Roughness, 15 yards, enforced between downs.

D.Hopkins extra point is GOOD, Center-R.Lovato, Holder-T.Way.

R21

|  |
|--|
| GB 24 WAS 42, 3 plays, 72 yards, 0:33 drive, 12:34 elapsed |
|--|

D.Hopkins kicks 50 yards from 50 to end zone, Touchback.

Green Bay Packers at 2:26

1-10-GB 25 (2:26) (Shotgun) B.Hundley FUMBLES (Aborted) at GB 20, and recovers at GB 20. B.Hundley to GB 24 for 4 yards (S.Cravens).

Two-Minute Warning

2-11-GB 24 (2:00) B.Hundley pass short right to J.Nelson to GB 33 for 9 yards (D.Whitner, M.Spaight).

3-2-GB 33 (1:36) (Shotgun) B.Hundley pass incomplete short left to J.Cook.

4-2-GB 33 (1:31) (Shotgun) B.Hundley pass short middle intended for T.Montgomery INTERCEPTED by M.Spaight at GB 41. M.Spaight to GB 33 for 8 yards (K.Murphy).

Washington Redskins at 1:21

1-10-GB 33 (1:21) K.Cousins kneels to GB 34 for -1 yards.

2-11-GB 34 (:41) K.Cousins kneels to GB 35 for -1 yards.

END OF QUARTER

|                     | Score | Time Poss | First Downs |   |   |   | Efficiencies |        |
|---------------------|-------|-----------|-------------|---|---|---|--------------|--------|
|                     |       |           | R           | P | X | T | 3 Down       | 4 Down |
| Green Bay Packers   | 24    | 6:30      | 1           | 5 | 0 | 6 | 2/3          | 0/1    |
| Washington Redskins | 42    | 8:30      | 4           | 3 | 0 | 7 | 2/3          | 1/1    |

# Miscellaneous Statistics Report

Green Bay Packers vs Washington Redskins  
11/20/2016 at FedExField

## Ten Longest Plays for Green Bay Packers

| Yards | Qtr | Play Start  | Play Description  |
|-------|-----|-------------|---|
| 47    | 3   | 3-3-GB 9    | (8:36) (Shotgun) A.Rodgers pass deep right to J.Cook pushed ob at WAS 44 for 47 yards (W.Blackmon).   |
| 47    | 4   | 3-12-GB 16  | (13:35) (Shotgun) A.Rodgers pass short middle to R.Cobb to WAS 37 for 47 yards (D.Whitner).   |
| 37    | 4   | 2-10-GB 17  | (3:40) (Shotgun) A.Rodgers pass short middle to D.Adams pushed ob at WAS 46 for 37 yards.   |
| 31    | 4   | 3-3-WAS 31  | (15:00) A.Rodgers pass short right to J.Starks for 31 yards, TOUCHDOWN.   |
| 29    | 3   | 3-2-GB 33   | (:52) (Shotgun) A.Rodgers pass deep left to J.Cook to WAS 38 for 29 yards (D.Ihenacho).   |
| 27    | 3   | 2-8-WAS 42  | (7:17) (Shotgun) A.Rodgers pass deep left to R.Cobb to WAS 20 for 22 yards (K.Fuller).<br>PENALTY on WAS-B.Breeland, Delay of Game, 5 yards, enforced at WAS 20.  |
| 17    | 2   | 1-20-WAS 23 | (5:47) (Shotgun) A.Rodgers scrambles left end pushed ob at WAS 6 for 17 yards (B.Breeland).   |
| 15    | 2   | 3-3-WAS 49  | (8:13) (Shotgun) A.Rodgers pass short middle to R.Cobb to WAS 34 for 15 yards (K.Fuller) [C.Baker].   |
| 13    | 2   | 3-13-WAS 13 | (9:34) (Shotgun) A.Rodgers pass short right to J.Nelson for 13 yards, TOUCHDOWN.<br>PENALTY on WAS-S.Cravens, Roughing the Passer, 15 yards, enforced between downs.<br>The Replay Official reviewed the pass completion ruling, and the play was Upheld. The ruling on the field stands. |
| 11    | 2   | 1-10-WAS 24 | (6:56) (Shotgun) A.Rodgers pass short right to R.Rodgers pushed ob at WAS 13 for 11 yards (D.Whitner).  |

## Ten Longest Plays for Washington Redskins

| Yards | Qtr | Play Start  | Play Description   |
|-------|-----|-------------|--|
| 70    | 4   | 2-5-WAS 30  | (14:36) (No Huddle) K.Cousins pass deep middle to P.Garcon for 70 yards, TOUCHDOWN.  |
| 66    | 4   | 2-8-WAS 30  | (2:52) R.Kelley right end to GB 4 for 66 yards (L.Gunter).   |
| 53    | 4   | 3-7-WAS 46  | (4:44) (Shotgun) K.Cousins pass deep middle to J.Crowder to GB 1 for 53 yards (K.Brice). GB-K.Brice was injured during the |
| 44    | 3   | 3-11-GB 44  | (2:07) (Shotgun) K.Cousins pass deep middle to J.Crowder for 44 yards, TOUCHDOWN.  |
| 28    | 3   | 3-5-GB 49   | (12:20) (Shotgun) K.Cousins pass deep middle to J.Reed to GB 21 for 28 yards (K.Brice, L.Gunter).                          |
| 26    | 2   | 3-4-WAS 31  | (2:57) (Shotgun) K.Cousins pass short middle to J.Reed to GB 43 for 26 yards (K.Brice, M.Burnett).                         |
| 18    | 1   | 3-2-WAS 14  | (10:16) (Shotgun) R.Kelley up the middle to WAS 32 for 18 yards (H.Clinton-Dix).   |
| 18    | 2   | 1-10-GB 33  | (1:24) (Shotgun) K.Cousins pass short right to J.Reed to GB 15 for 18 yards (Q.Rollins).                                   |
| 17    | 1   | 1-10-WAS 32 | (9:40) K.Cousins pass short middle to P.Garcon to WAS 49 for 17 yards (L.Gunter).  |
| 17    | 1   | 3-2-GB 17   | (3:03) (Shotgun) K.Cousins pass short middle to D.Jackson for 17 yards, TOUCHDOWN.   |

## Touchdown Scoring Information

|                |                     | Offense | Defense | Special Teams |
|----------------|---------------------|---------|---------|---------------|
| <b>VISITOR</b> | Green Bay Packers   | 3       | 0       | 0             |
| <b>HOME</b>    | Washington Redskins | 6       | 0       | 0             |

## Player Scoring Information

| Club | Player    | TD | Rush TD | Rec TD | KO TD | Punt TD | Int TD | Fum TD | Misc TD | FG | XP | 2Pt Rush | 2Pt Rec | Sfty | Points |
|------|-----------|----|---------|--------|-------|---------|--------|--------|---------|----|----|----------|---------|------|--------|
| GB   | J.Cook    | 0  | 0       | 1      | 0     | 0       | 0      | 0      | 0       | 0  | 0  | 0        | 0       | 0    | 6      |
| GB   | J.Starks  | 0  | 0       | 1      | 0     | 0       | 0      | 0      | 0       | 0  | 0  | 0        | 0       | 0    | 6      |
| GB   | J.Nelson  | 0  | 0       | 1      | 0     | 0       | 0      | 0      | 0       | 0  | 0  | 0        | 0       | 0    | 6      |
| GB   | M.Crosby  | 0  | 0       | 0      | 0     | 0       | 0      | 0      | 0       | 1  | 3  | 0        | 0       | 0    | 6      |
| WAS  | R.Kelley  | 0  | 3       | 0      | 0     | 0       | 0      | 0      | 0       | 0  | 0  | 0        | 0       | 0    | 18     |
| WAS  | P.Garcon  | 0  | 0       | 1      | 0     | 0       | 0      | 0      | 0       | 0  | 0  | 0        | 0       | 0    | 6      |
| WAS  | D.Jackson | 0  | 0       | 1      | 0     | 0       | 0      | 0      | 0       | 0  | 0  | 0        | 0       | 0    | 6      |
| WAS  | J.Crowder | 0  | 0       | 1      | 0     | 0       | 0      | 0      | 0       | 0  | 0  | 0        | 0       | 0    | 6      |
| WAS  | D.Hopkins | 0  | 0       | 0      | 0     | 0       | 0      | 0      | 0       | 1  | 3  | 0        | 0       | 0    | 6      |

## Possession Detail

|                             | First Half |      | Second Half |       | Game    |       |
|-----------------------------|------------|------|-------------|-------|---------|-------|
|                             | Visitor    | Home | Visitor     | Home  | Visitor | Home  |
| Largest Lead                | 3          | 7    | 0           | 18    | 3       | 18    |
| Drives Leading              | 0          | 0    | 0           | 6     | 0       | 6     |
| Time of Possession Leading  | 0:00       | 0:00 | 0:00        | 17:41 | 0:00    | 17:41 |
| Largest Deficit             | -7         | -3   | -18         | 0     | -18     | -3    |
| Drives Trailing             | 2          | 1    | 5           | 0     | 7       | 1     |
| Time of Possession Trailing | 9:08       | 2:58 | 12:19       | 0:00  | 21:27   | 2:58  |
| Times Score Tied Up         |            | 1    |             | 0     |         | 1     |
| Lead Changes                |            | 3    |             | 0     |         | 3     |

# Playtime Percentage

*Percent of playtime per player on offense, defense and special teams*

## Green Bay Packers

## Washington Redskins

|               |    | Offense | Defense | Special Teams |     |                 |    | Offense | Defense | Special Teams |     |
|---------------|----|---------|---------|---------------|-----|-----------------|----|---------|---------|---------------|-----|
| B Bulaga      | T  | 68 100% |         | 5             | 17% | S Lauvao        | G  | 66 100% |         | 5             | 17% |
| L Taylor      | G  | 68 100% |         | 4             | 14% | S Long          | G  | 66 100% |         | 5             | 17% |
| C Linsley     | C  | 68 100% |         |               |     | B Scherff       | G  | 66 100% |         | 5             | 17% |
| J Nelson      | WR | 68 100% |         |               |     | M Moses         | T  | 66 100% |         |               |     |
| D Adams       | WR | 65 96%  |         |               |     | K Cousins       | QB | 66 100% |         |               |     |
| D Bakhtiari   | T  | 64 94%  |         | 1             | 3%  | T Nsekhe        | T  | 64 97%  |         | 5             | 17% |
| A Rodgers     | QB | 64 94%  |         |               |     | J Reed          | TE | 57 86%  |         |               |     |
| R Cobb        | WR | 58 85%  |         | 4             | 14% | P Garcon        | WR | 50 76%  |         | 1             | 3%  |
| J Cook        | TE | 42 62%  |         | 1             | 3%  | D Jackson       | WR | 47 71%  |         |               |     |
| D Barclay     | T  | 38 56%  |         | 2             | 7%  | R Kelley        | RB | 41 62%  |         |               |     |
| J Starks      | RB | 33 49%  |         |               |     | J Crowder       | WR | 38 58%  |         | 4             | 14% |
| J Spriggs     | T  | 30 44%  |         | 5             | 17% | V Davis         | TE | 37 56%  |         | 1             | 3%  |
| T Montgomery  | WR | 28 41%  |         | 13            | 45% | C Thompson      | RB | 23 35%  |         | 5             | 17% |
| R Rodgers     | TE | 21 31%  |         | 8             | 28% | D Carrier       | TE | 14 21%  |         | 8             | 28% |
| A Ripkowski   | FB | 14 21%  |         | 18            | 62% | M Harris        | WR | 12 18%  |         | 7             | 24% |
| G Allison     | WR | 9 13%   |         | 2             | 7%  | R Grant         | WR | 8 12%   |         | 4             | 14% |
| K Murphy      | T  | 4 6%    |         | 3             | 10% | M Brown         | RB | 2 3%    |         | 11            | 38% |
| B Hundley     | QB | 4 6%    |         |               |     | V Painter       | T  | 2 3%    |         | 5             | 17% |
| J Janis       | WR | 2 3%    |         | 19            | 66% | H Bates         | LB | 1 2%    | 4 6%    | 24            | 83% |
| J Thomas      | LB |         | 66 100% | 11            | 38% | W Compton       | LB |         | 65 96%  | 9             | 31% |
| H Clinton-Dix | FS |         | 66 100% | 9             | 31% | J Norman        | CB |         | 64 94%  | 5             | 17% |
| M Burnett     | SS |         | 66 100% | 6             | 21% | K Fuller        | CB |         | 63 93%  | 11            | 38% |
| L Gunter      | CB |         | 64 97%  | 7             | 24% | D Whitner       | SS |         | 63 93%  |               |     |
| M Hyde        | SS |         | 63 95%  | 14            | 48% | B Breeland      | CB |         | 59 87%  | 12            | 41% |
| C Matthews    | LB |         | 54 82%  | 5             | 17% | S Cravens       | LB |         | 58 85%  | 13            | 45% |
| N Perry       | LB |         | 52 79%  |               |     | D Ihenacho      | SS |         | 51 75%  | 13            | 45% |
| Q Rollins     | CB |         | 50 76%  | 4             | 14% | R Kerrigan      | LB |         | 51 75%  | 5             | 17% |
| B Martinez    | LB |         | 45 68%  | 8             | 28% | P Smith         | LB |         | 42 62%  | 5             | 17% |
| M Daniels     | DT |         | 43 65%  | 5             | 17% | T Murphy        | LB |         | 39 57%  | 9             | 31% |
| L Guion       | NT |         | 36 55%  | 5             | 17% | C Baker         | DE |         | 39 57%  |               |     |
| J Peppers     | LB |         | 26 39%  | 10            | 34% | E Hood          | DE |         | 36 53%  | 5             | 17% |
| D Jones       | LB |         | 24 36%  | 12            | 41% | R Jean Francois | DE |         | 31 46%  | 5             | 17% |
| K Clark       | DT |         | 24 36%  | 5             | 17% | W Blackmon      | FS |         | 23 34%  |               |     |
| K Brice       | FS |         | 15 23%  | 17            | 59% | C Jenkins       | DT |         | 20 29%  | 5             | 17% |
| M Pannel      | DT |         | 11 17%  | 5             | 17% | A Lanier        | DE |         | 15 22%  | 12            | 41% |
| D Goodson     | CB |         | 10 15%  | 4             | 14% | Q Dunbar        | CB |         | 8 12%   | 15            | 52% |
| C Bradford    | LB |         | 7 11%   | 19            | 66% | M Foster        | LB |         | 7 10%   | 13            | 45% |
| K Fackrell    | LB |         | 2 3%    | 24            | 83% | G Toler         | CB |         | 4 6%    | 3             | 10% |
| D Lowry       | DE |         | 2 3%    |               |     | T Garvin        | LB |         | 3 4%    | 18            | 62% |
| M Evans       | SS |         |         | 16            | 55% | M Spaight       | LB |         | 3 4%    | 18            | 62% |
| J Kerridge    | FB |         |         | 15            | 52% | D Everett       | FS |         |         | 19            | 66% |
| M Crosby      | K  |         |         | 10            | 34% | D Hopkins       | K  |         |         | 13            | 45% |
| B Goode       | LS |         |         | 8             | 28% | T Way           | P  |         |         | 8             | 28% |
| J Schum       | P  |         |         | 8             | 28% | R Lovato        | LS |         |         | 8             | 28% |
| J Hawkins     | CB |         |         | 4             | 14% |                 |    |         |         |               |     |



T Davis

WR

3 10% J Sullivan

C

5 17%

# National Football League Game Summary

NFL Copyright © 2016 by The National Football League. All rights reserved. This summary and play-by-play is for the express purpose of assisting media in their coverage of the game; any other use of this material is prohibited without the written permission of the National Football League. Updated: 12/3/2016

Date: Thursday, 11/24/2016

## Washington Redskins at Dallas Cowboys

at AT&T Stadium, Arlington, Texas

Start Time: 3:36 PM CST

### Game Day Weather

Played Indoor on Turf: Artificial

Outdoor Weather: T: 70; H: 39; W: S9,

### Officials

|                               |                                     |                                   |
|-------------------------------|-------------------------------------|-----------------------------------|
| Referee: Wrolstad, Craig (4)  | Umpire: Anderson, Barry (31)        | Head Linesman: Hittner, Mark (28) |
| Line Judge: Mapp, Julian (10) | Side Judge: Lamberth, Jeff (21)     | Field Judge: Zimmer, Steve (33)   |
| Back Judge: Dyer, Lee (27)    | Replay Official: Nemmers, Larry ( ) |                                   |

### Lineups

| Washington Redskins |  |                   | Dallas Cowboys    |  |                   |
|---------------------|--|-------------------|-------------------|--|-------------------|
| Offense             |  | Defense           | Offense           |  | Defense           |
| WR 88 P.Garcon      |  | NT 90 E.Hood      | WR 88 D.Bryant    |  | DE 98 T.Crawford  |
| LT 79 T.Nsekhe      |  | RDE 92 C.Baker    | LT 77 T.Smith     |  | DT 96 M.Collins   |
| LG 77 S.Lauvao      |  | SLB 94 P.Smith    | LG 65 R.Leary     |  | DT 97 T.McClain   |
| C 61 S.Long         |  | MLB 51 W.Compton  | C 72 T.Frederick  |  | DE 90 D.Lawrence  |
| RG 75 B.Scherff     |  | WLB 91 R.Kerrigan | RG 70 Z.Martin    |  | SLB 57 D.Wilson   |
| RT 76 M.Moses       |  | CB 26 B.Breeland  | RT 68 D.Free      |  | MLB 59 A.Hitchens |
| TE 86 J.Reed        |  | CB 24 J.Norman    | TE 82 J.Witten    |  | WLB 50 S.Lee      |
| WR 85 V.Davis       |  | SS 39 D.Whitner   | WR 83 T.Williams  |  | CB 39 B.Carr      |
| WR 11 D.Jackson     |  | S 36 S.Cravens    | QB 4 D.Prescott   |  | CB 32 O.Scandrick |
| QB 8 K.Cousins      |  | CB 38 K.Fuller    | RB 21 E.Elliott   |  | SS 27 J.Wilcox    |
| RB 32 R.Kelley      |  | S 29 D.Ihenacho   | WR 13 L.Whitehead |  | FS 31 B.Jones     |

### Substitutions

K 3 D.Hopkins, P 5 T.Way, WR 13 M.Harris, WR 14 R.Grant, CB 20 G.Toler, S 22 D.Everett, RB 25 C.Thompson, RB 34 M.Brown, S 41 W.Blackmon, CB 47 Q.Dunbar, LB 50 M.Spaight, LB 52 T.Garvin, LB 54 M.Foster, C 56 J.Sullivan, LS 59 R.Lovato, OL 60 V.Painter, DE 72 A.Lanier, DL 73 C.Jenkins, WR 80 J.Crowder, WR 89 D.Carrier, LB/DE 93 T.Murphy, LB 96 H.Bates, DE 99 R.Jean Francois

### Substitutions

K 5 D.Bailey, P 6 C.Jones, WR 11 C.Beasley, WR 16 V.Mayle, WR 19 B.Butler, DB 23 L.McFadden, RB 25 L.Dunbar, CB 30 A.Brown, S 35 K.Frazier, S 38 J.Heath, FB 41 K.Smith, RB 46 A.Morris, LB 51 K.Wilber, LB 52 A.Gachkar, LB 56 J.Durant, DT 58 J.Crawford, T 63 E.Cleary, C 73 J.Looney, DE 75 R.Davis, TE 89 G.Escobar, LS 91 L.Ladouceur, DT 92 C.Thornton, DE 95 D.Irving

### Did Not Play

QB 16 C.McCoy

### Did Not Play

QB 9 T.Romo

### Not Active

QB 2 N.Sudfeld, WR 19 R.Ross, RB 31 M.Jones, LS 57 N.Sundberg, T 68 B.Clausell, G 74 A.Kouandjio, DE 98 M.Ioannidis

### Not Active

QB 3 M.Sanchez, CB 24 M.Claiborne, RB 34 D.Jackson, S 42 B.Church, LB 53 M.Nzeocha, T 79 C.Green, DE 93 B.Mayowa

Field Goals (made ( ) & missed)

|           |                     |          |          |          |          |           |              |
|-----------|---------------------|----------|----------|----------|----------|-----------|--------------|
| D.Hopkins | 43WL (24) 55WR (20) | D.Bailey | (46)     |          |          |           |              |
|           |                     | <b>1</b> | <b>2</b> | <b>3</b> | <b>4</b> | <b>OT</b> | <b>Total</b> |
| VISITOR:  | Washington Redskins | 0        | 6        | 0        | 20       | 0         | 26           |
| HOME:     | Dallas Cowboys      | 7        | 10       | 0        | 14       | 0         | 31           |

### Scoring Plays

| Team     | Qtr | Time  | Play Description (Extra Point) (Drive Info)                         | Visitor | Home |
|----------|-----|-------|---|---------|------|
| Cowboys  | 1   | 11:09 | E.Elliott 4 yd. run (D.Bailey kick) (7-75, 3:51)                    | 0       | 7    |
| Redskins | 2   | 14:04 | D.Hopkins 24 yd. Field Goal (10-75, 4:10)                           | 3       | 7    |
| Cowboys  | 2   | 7:57  | D.Bailey 46 yd. Field Goal (12-47, 6:07)                            | 3       | 10   |
| Cowboys  | 2   | 1:45  | T.Williams 10 yd. pass from D.Prescott (D.Bailey kick) (6-55, 2:06) | 3       | 17   |
| Redskins | 2   | 0:03  | D.Hopkins 20 yd. Field Goal (11-73, 1:42)                           | 6       | 17   |
| Redskins | 4   | 14:54 | J.Reed 5 yd. pass from K.Cousins (pass failed) (14-90, 7:55)        | 12      | 17   |
| Cowboys  | 4   | 10:49 | D.Prescott 6 yd. run (D.Bailey kick) (7-75, 4:05)                   | 12      | 24   |
| Redskins | 4   | 9:22  | D.Jackson 67 yd. pass from K.Cousins (D.Hopkins kick) (3-75, 1:27)  | 19      | 24   |
| Cowboys  | 4   | 6:29  | E.Elliott 1 yd. run (D.Bailey kick) (8-53, 2:53)                    | 19      | 31   |

# National Football League Game Summary

NFL Copyright © 2016 by The National Football League. All rights reserved. This summary and play-by-play is for the express purpose of assisting media in their coverage of the game; any other use of this material is prohibited without the written permission of the National Football League. Updated: 12/3/2016

---

Redskins 4 1:53 J.Reed 8 yd. pass from K.Cousins (D.Hopkins kick) (15-75, 4:36)  
Paid Attendance: 93,099

26 31  
Time: 3:09



## Final Team Statistics

|   | Visitor<br>Redskins | Home<br>Cowboys |
|---|---------------------|-----------------|
| TOTAL FIRST DOWNS                                 | 25                  | 24              |
| By Rushing  | 4                   | 12              |
| By Passing  | 20                  | 11              |
| By Penalty  | 1                   | 1               |
| THIRD DOWN EFFICIENCY                             | 8-15-53%            | 4-8-50%         |
| FOURTH DOWN EFFICIENCY                            | 2-2-100%            | 0-0-0%          |
| TOTAL NET YARDS                                   | 505                 | 353             |
| Total Offensive Plays (inc. times thrown passing) | 72                  | 55              |
| Average gain per offensive play                   | 7.0                 | 6.4             |
| NET YARDS RUSHING                                 | 56                  | 163             |
| Total Rushing Plays                               | 19                  | 30              |
| Average gain per rushing play                     | 2.9                 | 5.4             |
| Tackles for a loss-number and yards               | 4-8                 | 2-7             |
| NET YARDS PASSING                                 | 449                 | 190             |
| Times thrown - yards lost attempting to pass      | 0-0                 | 1-5             |
| Gross yards passing                               | 449                 | 195             |
| PASS ATTEMPTS-COMPLETIONS-HAD INTERCEPTED         | 53-41-0             | 24-17-0         |
| Avg gain per pass play (inc.# thrown passing)     | 8.5                 | 7.6             |
| KICKOFFS Number-In End Zone-Touchbacks            | 6-3-3               | 6-6-6           |
| PUNTS Number and Average                          | 1-39.0              | 2-44.0          |
| Had Blocked                                       | 0                   | 0               |
| FGs - PATs Had Blocked                            | 0-0                 | 0-0             |
| Net Punting Average                               | 39.0                | 44.0            |
| TOTAL RETURN YARDAGE (Not Including Kickoffs)     | 0                   | 0               |
| No. and Yards Punt Returns                        | 0-0                 | 0-0             |
| No. and Yards Kickoff Returns                     | 0-0                 | 1-0             |
| No. and Yards Interception Returns                | 0-0                 | 0-0             |
| PENALTIES Number and Yards                        | 3-30                | 3-25            |
| FUMBLES Number and Lost                           | 1-0                 | 0-0             |
| TOUCHDOWNS  | 3                   | 4               |
| Rushing   | 0                   | 3               |
| Passing   | 3                   | 1               |
| EXTRA POINTS Made-Attempts                        | 2-3                 | 4-4             |
| Kicking Made-Attempts                             | 2-2                 | 4-4             |
| Passing Made-Attempts                             | 0-1                 | 0-0             |
| FIELD GOALS Made-Attempts                         | 2-4                 | 1-1             |
| RED ZONE EFFICIENCY                               | 2-5-40%             | 4-4-100%        |
| GOAL TO GO EFFICIENCY                             | 2-4-50%             | 3-3-100%        |
| SAFETIES  | 0                   | 0               |
| FINAL SCORE                                       | 26                  | 31              |
| TIME OF POSSESSION                                | 33:24               | 26:36           |

Washington Redskins vs Dallas Cowboys

11/24/2016 at AT&T Stadium

# Ball Possession And Drive Chart

## Washington Redskins

| # | Time Recd | Time Lost | Time Poss | How Ball Obtained | Drive Began | # Play | Yds Gain | Yds Pen | Net Yds | 1st Down | Last Scrm | How Given Up |
|---|-----------|-----------|-----------|-------------------|-------------|--------|----------|---------|---------|----------|-----------|--------------|
| 1 | 11:09     | 4:24      | 6:45      | Kickoff           | WAS 25      | 11     | 55       | -5      | 50      | 4        | * DAL 25  | Missed FG    |
| 2 | 3:14      | 14:04     | 4:10      | Punt              | WAS 19      | 10     | 75       | 0       | 75      | 3        | * DAL 6   | Field Goal   |
| 3 | 7:57      | 3:51      | 4:06      | Kickoff           | WAS 25      | 7      | 37       | 0       | 37      | 1        | DAL 38    | Missed FG    |
| 4 | 1:45      | 0:03      | 1:42      | Kickoff           | WAS 25      | 11     | 73       | 0       | 73      | 3        | * DAL 2   | Field Goal   |
| 5 | 15:00     | 12:17     | 2:43      | Kickoff           | WAS 25      | 5      | 20       | 0       | 20      | 1        | WAS 45    | Punt         |
| 6 | 7:49      | 14:54     | 7:55      | Punt              | WAS 10      | 14     | 90       | 0       | 90      | 5        | * DAL 5   | Touchdown    |
| 7 | 10:49     | 9:22      | 1:27      | Kickoff           | WAS 25      | 3      | 75       | 0       | 75      | 1        | WAS 33    | Touchdown    |
| 8 | 6:29      | 1:53      | 4:36      | Kickoff           | WAS 25      | 15     | 80       | -5      | 75      | 7        | * DAL 8   | Touchdown    |

(179) Average WAS 22

## Dallas Cowboys

| # | Time Recd | Time Lost | Time Poss | How Ball Obtained | Drive Began | # Play | Yds Gain | Yds Pen | Net Yds | 1st Down | Last Scrm | How Given Up |
|---|-----------|-----------|-----------|-------------------|-------------|--------|----------|---------|---------|----------|-----------|--------------|
| 1 | 15:00     | 11:09     | 3:51      | Kickoff           | DAL 25      | 7      | 75       | 0       | 75      | 5        | * WAS 4   | Touchdown    |
| 2 | 4:24      | 3:14      | 1:10      | Missed FG         | DAL 33      | 3      | -5       | 0       | -5      | 0        | DAL 28    | Punt         |
| 3 | 14:04     | 7:57      | 6:07      | Kickoff           | DAL 25      | 12     | 47       | 0       | 47      | 3        | WAS 28    | Field Goal   |
| 4 | 3:51      | 1:45      | 2:06      | Missed FG         | DAL 45      | 6      | 55       | 0       | 55      | 4        | * WAS 10  | Touchdown    |
| 5 | 0:03      | 0:00      | 0:03      | Kickoff           | DAL 25      | 1      | -2       | 0       | -2      | 0        | DAL 25    | End of Half  |
| 6 | 12:17     | 7:49      | 4:28      | Punt              | DAL 16      | 7      | 49       | -10     | 39      | 2        | WAS 45    | Punt         |
| 7 | 14:54     | 10:49     | 4:05      | Kickoff           | DAL 25      | 7      | 75       | 0       | 75      | 5        | * WAS 6   | Touchdown    |
| 8 | 9:22      | 6:29      | 2:53      | Kickoff           | DAL 47      | 8      | 48       | 5       | 53      | 4        | * WAS 1   | Touchdown    |
| 9 | 1:53      | 0:00      | 1:53      | Kickoff           | WAS 47      | 5      | 11       | 0       | 11      | 1        | WAS 35    | End of Game  |

(294) Average DAL 33

\* inside opponent's 20

### Time of Possession by Quarter

|                                    | 1st  | 2nd  | 3rd   | 4th  | OT | Total |
|------------------------------------|------|------|-------|------|----|-------|
| <b>Visitor</b> Washington Redskins | 9:59 | 6:44 | 10:32 | 6:09 |    | 33:24 |
| <b>Home</b> Dallas Cowboys         | 5:01 | 8:16 | 4:28  | 8:51 |    | 26:36 |

### Kickoff Drive No.-Start Average

Redskins: 6 - WAS 25

Cowboys: 4 - DAL 25









# First Quarter

11/24/2016

## Play By Play

DAL wins toss, elects to Receive, and WAS elects to defend the North goal.

D.Hopkins kicks 65 yards from WAS 35 to end zone, Touchback. Ball was kicked out of the end zone.

Dallas Cowboys at 15:00

|                    |  |    |
|--------------------|--|----|
| 1-10-DAL 25        | (15:00) L.Whitehead right end pushed ob at DAL 40 for 15 yards (B.Breeland; R.Kerrigan).   | R1 |
| <u>1-10-DAL 40</u> | (14:25) (Shotgun) D.Prescott pass short right to E.Elliott to DAL 44 for 4 yards (B.Breeland). Pass complete in the flat.                                    |    |
| 2-6-DAL 44         | (13:50) E.Elliott right guard pushed ob at WAS 36 for 20 yards (D.Whitner).  | R2 |
| <u>1-10-WAS 36</u> | (13:11) E.Elliott right tackle to WAS 24 for 12 yards (S.Cravens).   | R3 |
| <u>1-10-WAS 24</u> | (12:24) D.Prescott pass short right to C.Beasley pushed ob at WAS 11 for 13 yards (K.Fuller). Pass complete on play action roll right; pass caught sideline. | P4 |
| <u>1-10-WAS 11</u> | (11:59) (Shotgun) E.Elliott up the middle to WAS 4 for 7 yards (W.Compton; T.Murphy).  |    |
| 2-3-WAS 4          | (11:15) (Shotgun) E.Elliott up the middle for 4 yards, TOUCHDOWN.  | R5 |
|                    | D.Bailey extra point is GOOD, Center-L.Ladouceur, Holder-C.Jones.  |    |

|  |
|--|
| WAS 0 DAL 7, 7 plays, 75 yards, 3:51 drive, 3:51 elapsed |
|--|

D.Bailey kicks 65 yards from DAL 35 to end zone, Touchback. Ball was downed in the end zone.

Washington Redskins at 11:09

|                    |   |    |
|--------------------|---|----|
| 1-10-WAS 25        | (11:09) K.Cousins pass short right to V.Davis to WAS 31 for 6 yards (S.Lee).  |    |
| 2-4-WAS 31         | (10:47) (No Huddle) K.Cousins pass short middle to R.Kelley to WAS 39 for 8 yards (D.Wilson).   | P1 |
| <u>1-10-WAS 39</u> | (10:08) R.Kelley left tackle to WAS 42 for 3 yards (T.McClain; S.Lee).  |    |
| 2-7-WAS 42         | (9:29) K.Cousins pass short right to D.Jackson to DAL 39 for 19 yards (B.Carr). Pass complete off play action and roll right.   | P2 |
| <u>1-10-DAL 39</u> | (8:55) R.Kelley left end to DAL 39 for no gain (C.Thornton).  |    |
| 2-10-DAL 39        | (8:15) K.Cousins pass short left to J.Reed to DAL 36 for 3 yards (J.Wilcox). Pass complete on left sideline.  |    |
| 3-7-DAL 36         | (7:32) (Shotgun) K.Cousins pass short right to J.Reed pushed ob at DAL 24 for 12 yards (J.Wilcox). Pass complete on a "curl" route.   | P3 |
| <u>1-10-DAL 24</u> | (6:53) K.Cousins pass incomplete short right to P.Garcon [D.Irving]. WAS-A.Lanier was injured during the play. His return is Questionable.<br>PENALTY on DAL-O.Scandrick, Defensive Holding, 5 yards, enforced at DAL 24 - No Play. | X4 |
| <u>1-10-DAL 19</u> | (6:48) (Shotgun) C.Thompson right guard to DAL 22 for -3 yards (T.Crawford; S.Lee).   |    |
| 2-13-DAL 22        | (6:08) (Shotgun) K.Cousins pass incomplete short left to J.Reed [T.McClain].<br>PENALTY on WAS-T.Nsekhe, Offensive Holding, 10 yards, enforced at DAL 22 - No Play.   |    |
| 2-23-DAL 32        | (6:03) (Shotgun) C.Thompson up the middle to DAL 26 for 6 yards (D.Lawrence; T.McClain).  |    |
| 3-17-DAL 26        | (5:18) (Shotgun) K.Cousins pass short right to J.Crowder to DAL 25 for 1 yard (J.Durant). Pass complete on a "bubble screen."<br>Timeout #1 by WAS at 04:29.  |    |
| 4-16-DAL 25        | (4:29) (Field Goal formation) D.Hopkins 43 yard field goal is No Good, Wide Left, Center-R.Lovato, Holder-T.Way.  |    |

Dallas Cowboys at 4:24

|             |  |
|-------------|--|
| 1-10-DAL 33 | (4:24) E.Elliott up the middle to DAL 28 for -5 yards (C.Baker).   |
| 2-15-DAL 28 | (3:41) (No Huddle, Shotgun) D.Prescott pass incomplete short left. Pass thrown out of bounds at the Dallas 40 left sideline. |
| 3-15-DAL 28 | (3:33) (Shotgun) D.Prescott pass incomplete deep left to B.Butler. Pass incomplete at the Washington 42 on a "go" pattern.   |
| 4-15-DAL 28 | (3:28) (Punt formation) C.Jones punts 53 yards to WAS 19, Center-L.Ladouceur, downed by DAL-L.McFadden.                      |

Washington Redskins at 3:14

|                    |   |    |
|--------------------|---|----|
| 1-10-WAS 19        | (3:14) K.Cousins pass incomplete deep middle to D.Jackson. Pass incomplete on a play action deep post pattern at the Dallas 35; Jones closest defender. |    |
| 2-10-WAS 19        | (3:06) (Shotgun) R.Kelley left tackle to WAS 27 for 8 yards (B.Carr, M.Collins).  |    |
| 3-2-WAS 27         | (2:27) C.Thompson right end to WAS 30 for 3 yards (S.Lee). Quick pitch.   | R5 |
| <u>1-10-WAS 30</u> | (1:38) K.Cousins pass short right to P.Garcon to WAS 35 for 5 yards (A.Brown). Pass complete on a "button hook."  |    |
| 2-5-WAS 35         | (:55) K.Cousins pass short left to J.Crowder to DAL 27 for 38 yards (J.Durant) [R.Davis]. Pass complete on a "crossing pattern."                        | P6 |
| <u>1-10-DAL 27</u> | (:05) K.Cousins pass short right to V.Davis pushed ob at DAL 5 for 22 yards (A.Brown).  | P7 |

END OF QUARTER

|                     | Score | Time Poss | First Downs |   |   |   | Efficiencies |        |
|---------------------|-------|-----------|-------------|---|---|---|--------------|--------|
|                     |       |           | R           | P | X | T | 3 Down       | 4 Down |
| Washington Redskins | 0     | 9:59      | 1           | 5 | 1 | 7 | 2/3          | 0/0    |
| Dallas Cowboys      | 7     | 5:01      | 4           | 1 | 0 | 5 | 0/1          | 0/0    |

## Second Quarter

11/24/2016

## Play By Play

Washington Redskins continued.

- 1-5-DAL 5 (15:00) R.Kelley right guard to DAL 6 for -1 yards (B.Jones). Wildcat formation.
- 2-6-DAL 6 (14:23) (Shotgun) K.Cousins pass incomplete short right to J.Crowder. Pass thrown out of the back of the end zone; Brown closest defender.
- 3-6-DAL 6 (14:16) (Shotgun) K.Cousins pass incomplete short right to J.Reed. WAS-J.Reed was injured during the play. His return is Questionable. Pass incomplete at the back of the end zone.
- 4-6-DAL 6 (14:08) (Field Goal formation) D.Hopkins 24 yard field goal is GOOD, Center-R.Lovato, Holder-T.Way.

|   |
|---|
| WAS 3 DAL 7, 10 plays, 75 yards, 4:10 drive, 0:56 elapsed |
|---|

D.Hopkins kicks 65 yards from WAS 35 to end zone, Touchback. Ball was kicked out of the end zone.

Dallas Cowboys at 14:04

- 1-10-DAL 25 (14:04) D.Prescott pass short left to D.Bryant to DAL 34 for 9 yards (J.Norman). Pass complete on a "curl" route. R6
- 2-1-DAL 34 (13:17) E.Elliott left guard to DAL 37 for 3 yards (T.Murphy).
- 1-10-DAL 37 (12:39) D.Prescott pass short right to J.Witten to DAL 41 for 4 yards (W.Compton). Pass complete on a "slant" route.
- 2-6-DAL 41 (11:54) (No Huddle) E.Elliott up the middle to DAL 39 for -2 yards (E.Hood).
- 3-8-DAL 39 (11:13) (Shotgun) D.Prescott pass short middle to D.Bryant to WAS 47 for 14 yards (K.Fuller). Pass complete on a "drag" route. P7
- 1-10-WAS 47 (10:34) (No Huddle) E.Elliott left guard to WAS 46 for 1 yard (R.Kerrigan; C.Baker).
- 2-9-WAS 46 (9:53) (No Huddle, Shotgun) D.Prescott sacked at DAL 49 for -5 yards (R.Kerrigan).  
Penalty on DAL-T.Smith, Offensive Holding, declined.
- 3-14-DAL 49 (9:28) (Shotgun) D.Prescott pass deep right to C.Beasley pushed ob at WAS 33 for 18 yards (K.Fuller). P8
- 1-10-WAS 33 (8:56) (No Huddle) E.Elliott left guard to WAS 28 for 5 yards (D.Whitner).
- 2-5-WAS 28 (8:14) (Shotgun) D.Prescott pass incomplete deep middle to B.Butler. Pass incomplete on a "post" pattern middle of the end zone.
- 3-5-WAS 28 (8:08) (Shotgun) D.Prescott pass incomplete short middle to D.Bryant. Pass incomplete on a "post" pattern at the Washington 15. Norman closest defender.
- 4-5-WAS 28 (8:02) (Field Goal formation) D.Bailey 46 yard field goal is GOOD, Center-L.Ladouceur, Holder-C.Jones.

|  |
|--|
| WAS 3 DAL 10, 12 plays, 47 yards, 6:07 drive, 7:03 elapsed |
|--|

D.Bailey kicks 65 yards from DAL 35 to end zone, Touchback.

Washington Redskins at 7:57

- 1-10-WAS 25 (7:57) R.Kelley left guard to WAS 29 for 4 yards (D.Wilson).
- 2-6-WAS 29 (7:16) R.Kelley right tackle to WAS 33 for 4 yards (S.Lee).
- 3-2-WAS 33 (6:32) (Shotgun) K.Cousins pass deep left to P.Garcon ran ob at DAL 40 for 27 yards (O.Scandrick). P8
- 1-10-DAL 40 (5:54) K.Cousins pass short right to R.Kelley to DAL 43 for -3 yards (C.Thornton).
- 2-13-DAL 43 (4:53) (Shotgun) K.Cousins pass short right to M.Harris to DAL 38 for 5 yards (A.Brown) [C.Thornton].
- 3-8-DAL 38 (4:04) (Shotgun) K.Cousins pass incomplete short left to V.Davis (J.Wilcox). Pass incomplete on a "curl" route.
- 4-8-DAL 38 (3:56) (Field Goal formation) D.Hopkins 55 yard field goal is No Good, Wide Right, Center-R.Lovato, Holder-T.Way.

Dallas Cowboys at 3:51

- 1-10-DAL 45 (3:51) D.Prescott pass incomplete short right to C.Beasley. Pass incomplete after play action and roll right; incomplete at the Washington 40.
- 2-10-DAL 45 (3:44) (Shotgun) A.Morris up the middle to WAS 43 for 12 yards (D.Ihenacho). R9
- 1-10-WAS 43 (3:10) (Shotgun) D.Prescott pass short left to C.Beasley pushed ob at WAS 38 for 5 yards (K.Fuller).
- 2-5-WAS 38 (2:36) (Shotgun) D.Prescott pass short left to D.Bryant to WAS 28 for 10 yards (J.Norman). Pass complete on a "curl" route. P10

Two-Minute Warning

- 1-10-WAS 28 (2:00) (Shotgun) D.Prescott left end pushed ob at WAS 10 for 18 yards (D.Whitner). R11  
Timeout #1 by DAL at 01:53.
- 1-10-WAS 10 (1:53) (Shotgun) D.Prescott pass short right to T.Williams for 10 yards, TOUCHDOWN. P12  
D.Bailey extra point is GOOD, Center-L.Ladouceur, Holder-C.Jones.

|  |
|--|
| WAS 3 DAL 17, 6 plays, 55 yards, 2:06 drive, 13:15 elapsed |
|--|

D.Bailey kicks 65 yards from DAL 35 to end zone, Touchback.

Washington Redskins at 1:45

- 1-10-WAS 25 (1:45) (Shotgun) K.Cousins pass short right to J.Crowder pushed ob at WAS 32 for 7 yards (A.Brown).
- 2-3-WAS 32 (1:40) (Shotgun) K.Cousins pass short right to J.Crowder pushed ob at WAS 46 for 14 yards (S.Lee). P9
- 1-10-WAS 46 (1:32) (Shotgun) K.Cousins pass incomplete short right to C.Thompson [T.Crawford]. Pass incomplete in the flat.
- 2-10-WAS 46 (1:27) (Shotgun) K.Cousins pass incomplete deep right to V.Davis (B.Jones). Pass incomplete on a "fly" pattern at the Dallas 30.
- 3-10-WAS 46 (1:20) (Shotgun) K.Cousins pass short left to V.Davis pushed ob at DAL 42 for 12 yards (B.Carr). P10
- 1-10-DAL 42 (1:13) (Shotgun) K.Cousins pass short middle to M.Harris to DAL 36 for 6 yards (J.Wilcox). Pass complete on a "slant" pattern.

Washington Redskins vs Dallas Cowboys at AT&T Stadium

Timeout #2 by WAS at 01:04.

- 2-4-DAL 36 (1:04) (Shotgun) K.Cousins pass deep left to D.Jackson to DAL 10 for 26 yards (J.Heath).
- 1-10-DAL 10 (:38) (Shotgun) K.Cousins pass incomplete short left to D.Jackson (B.Carr).
- 2-10-DAL 10 (:33) (Shotgun) K.Cousins pass short middle to P.Garcon to DAL 2 for 8 yards (A.Brown).

P11

Timeout #3 by WAS at 00:11.

- 3-2-DAL 2 (:11) (Shotgun) K.Cousins pass incomplete short left to J.Crowder. Pass falls short left corner of the end zone.
- 4-2-DAL 2 (:07) (Field Goal formation) D.Hopkins 20 yard field goal is GOOD, Center-R.Lovato, Holder-T.Way.

WAS 6 DAL 17, 11 plays, 73 yards, 1:42 drive, 14:57 elapsed

D.Hopkins kicks 40 yards from WAS 35 to DAL 25. R.Davis (didn't try to advance) to DAL 25 for no gain.

Dallas Cowboys at 0:03

- 1-10-DAL 25 (:03) D.Prescott kneels to DAL 23 for -2 yards.

| END OF QUARTER      | Score | Time Poss | First Downs |   |   |   | Efficiencies |        |
|---------------------|-------|-----------|-------------|---|---|---|--------------|--------|
|                     |       |           | R           | P | X | T | 3 Down       | 4 Down |
| Washington Redskins | 6     | 6:44      | 0           | 4 | 0 | 4 | 2/5          | 0/0    |
| Dallas Cowboys      | 17    | 8:16      | 3           | 4 | 0 | 7 | 2/3          | 0/0    |

# Third Quarter

11/24/2016

## Play By Play

WAS elects to Receive, and DAL elects to defend the South goal.

D.Bailey kicks 65 yards from DAL 35 to end zone, Touchback.

Washington Redskins at 15:00

- 1-10-WAS 25 (15:00) R.Kelley right tackle to WAS 29 for 4 yards (M.Collins).
- 2-6-WAS 29 (14:17) C.Thompson left end pushed ob at WAS 40 for 11 yards (B.Jones). R12
- 1-10-WAS 40 (13:52) (Shotgun) K.Cousins pass incomplete short right to D.Jackson (O.Scandrick) [M.Collins].
- 2-10-WAS 40 (13:44) (Shotgun) K.Cousins pass short right to C.Thompson to WAS 36 for -4 yards (A.Hitchens).
- 3-14-WAS 36 (13:03) (Shotgun) K.Cousins pass short left to C.Thompson to WAS 45 for 9 yards (O.Scandrick; S.Lee).
- 4-5-WAS 45 (12:20) T.Way punts 39 yards to DAL 16, Center-R.Lovato, fair catch by L.Whitehead.

Dallas Cowboys at 12:17

- 1-10-DAL 16 (12:17) E.Elliott left tackle to DAL 17 for 1 yard (R.Kerrigan; E.Hood).
- 2-9-DAL 17 (11:36) (Shotgun) D.Prescott pass short right to J.Witten pushed ob at DAL 38 for 21 yards (D.Ihenacho). Pass complete on a "drag" route. P13
- 1-10-DAL 38 (11:01) (Shotgun) D.Prescott scrambles left end ran ob at DAL 47 for 9 yards (M.Foster).
- 2-1-DAL 47 (10:27) (Shotgun) E.Elliott up the middle to WAS 44 for 9 yards (W.Compton). R14
- 1-10-WAS 44 (9:46) E.Elliott left end to WAS 46 for -2 yards (D.Whitner).  
PENALTY on DAL-T.Smith, Offensive Holding, 10 yards, enforced at WAS 44 - No Play.
- 1-20-DAL 46 (9:18) (Shotgun) D.Prescott pass short middle to J.Witten to WAS 46 for 8 yards (B.Breeland).  
Timeout #1 by WAS at 08:45.
- 2-12-WAS 46 (8:45) (Shotgun) E.Elliott up the middle to WAS 45 for 1 yard (S.Cravens).
- 3-11-WAS 45 (8:05) (Shotgun) D.Prescott pass incomplete deep left to T.Williams. Pass incomplete on a "fly" pattern; Breeland closest defender.
- 4-11-WAS 45 (7:57) (Punt formation) C.Jones punts 35 yards to WAS 10, Center-L.Ladouceur, fair catch by J.Crowder.

Washington Redskins at 7:49

- 1-10-WAS 10 (7:49) R.Kelley right end pushed ob at WAS 18 for 8 yards (B.Jones).
- 2-2-WAS 18 (7:08) R.Kelley left guard to WAS 19 for 1 yard (D.Wilson; A.Hitchens).
- 3-1-WAS 19 (6:20) R.Kelley right guard to WAS 21 for 2 yards (D.Lawrence). R13
- 1-10-WAS 21 (5:40) K.Cousins pass incomplete short left to D.Jackson (O.Scandrick). Pass was knocked down at the line of scrimmage. Injury Update: Anthony Lanier has a leg injury; his return is doubtful.
- 2-10-WAS 21 (5:36) (Shotgun) K.Cousins pass deep right to V.Davis to WAS 47 for 26 yards (J.Wilcox). DAL-J.Wilcox was injured during the play. His return is Questionable. P14
- 1-10-WAS 47 (5:02) K.Cousins pass short right to D.Carrier to DAL 49 for 4 yards (B.Jones).
- 2-6-DAL 49 (4:19) R.Kelley up the middle to WAS 49 for -2 yards (A.Hitchens; D.Lawrence).
- 3-8-WAS 49 (3:33) (Shotgun) K.Cousins pass short left to D.Jackson to DAL 45 for 6 yards (B.Carr).
- 4-2-DAL 45 (2:47) (Shotgun) K.Cousins pass short right to P.Garcon to DAL 42 for 3 yards (A.Brown). P15
- 1-10-DAL 42 (2:08) K.Cousins pass short right to V.Davis to DAL 40 for 2 yards (J.Heath). Pass complete off play action on a "square out" route.
- 2-8-DAL 40 (1:31) (Shotgun) K.Cousins pass short right to J.Crowder to DAL 36 for 4 yards (S.Lee).
- 3-4-DAL 36 (:50) (Shotgun) K.Cousins pass deep right to J.Reed to DAL 3 for 33 yards (B.Jones). P16
- Penalty on DAL-B.Jones, Defensive Pass Interference, declined.
- 1-3-DAL 3 (:19) R.Kelley right tackle to DAL 5 for -2 yards (S.Lee).

END OF QUARTER

|                     | Score | Time Poss | First Downs |   |   |   | Efficiencies |        |
|---------------------|-------|-----------|-------------|---|---|---|--------------|--------|
|                     |       |           | R           | P | X | T | 3 Down       | 4 Down |
| Washington Redskins | 6     | 10:32     | 2           | 3 | 0 | 5 | 2/4          | 1/1    |
| Dallas Cowboys      | 17    | 4:28      | 1           | 1 | 0 | 2 | 0/1          | 0/0    |

## Fourth Quarter

11/24/2016

## Play By Play

Washington Redskins continued.

2-5-DAL 5 (15:00) (Shotgun) K.Cousins pass short left to J.Reed for 5 yards, TOUCHDOWN. P17  
 TWO-POINT CONVERSION ATTEMPT. K.Cousins pass to D.Carrier is incomplete. ATTEMPT FAILS. DEFENSIVE TWO-POINT ATTEMPT. S.Lee intercepted the try attempt. ATTEMPT FAILS.

WAS 12 DAL 17, 14 plays, 90 yards, 7:55 drive, 0:06 elapsed

D.Hopkins kicks 65 yards from WAS 35 to end zone, Touchback. Ball was kicked out of the end zone.

Dallas Cowboys at 14:54

1-10-DAL 25 (14:54) E.Elliott right end to DAL 46 for 21 yards (M.Foster). R15  
 1-10-DAL 46 (14:12) (Shotgun) D.Prescott pass short middle to E.Elliott to WAS 35 for 19 yards (D.Ihenacho; M.Foster). P16  
 1-10-WAS 35 (13:26) E.Elliott right guard to WAS 34 for 1 yard (M.Foster; W.Compton).  
 2-9-WAS 34 (12:49) (Shotgun) D.Prescott pass short right to C.Beasley pushed ob at WAS 22 for 12 yards (Q.Dunbar). P17  
 1-10-WAS 22 (12:13) (Shotgun) D.Prescott right end pushed ob at WAS 19 for 3 yards (B.Breeland). Lanier of Washington has been ruled "out" for the remainder of the game due to his leg injury.  
 2-7-WAS 19 (11:44) (Shotgun) D.Prescott pass short middle to D.Bryant to WAS 6 for 13 yards (J.Norman). pass complete on a "skinny post." P18  
 1-6-WAS 6 (11:44) D.Prescott right end for 6 yards, TOUCHDOWN. R19  
 D.Bailey extra point is GOOD, Center-L.Ladouceur, Holder-C.Jones.

WAS 12 DAL 24, 7 plays, 75 yards, 4:05 drive, 4:11 elapsed

D.Bailey kicks 65 yards from DAL 35 to end zone, Touchback.

Washington Redskins at 10:49

1-10-WAS 25 (10:49) (Shotgun) R.Kelley up the middle to WAS 32 for 7 yards (J.Heath; S.Lee).  
 2-3-WAS 32 (10:15) R.Kelley left end to WAS 33 for 1 yard (C.Thornton).  
 3-2-WAS 33 (9:32) (Shotgun) K.Cousins pass deep right to D.Jackson for 67 yards, TOUCHDOWN. Pass complete on a "stop and go" route. P18  
 D.Hopkins extra point is GOOD, Center-R.Lovato, Holder-T.Way.

WAS 19 DAL 24, 3 plays, 75 yards, 1:27 drive, 5:38 elapsed

D.Hopkins kicks onside 18 yards from WAS 35 to DAL 47. D.Wilson (didn't try to advance) to DAL 47 for no gain (D.Everett).

Dallas Cowboys at 9:22, (1st play from scrimmage 9:21)

1-10-DAL 47 (9:21) D.Prescott pass incomplete short right to D.Bryant. Pass incomplete on play action and roll right.  
 2-10-DAL 47 (9:15) (Shotgun) E.Elliott up the middle to WAS 50 for 3 yards (C.Baker).  
 3-7-WAS 50 (8:37) (Shotgun) D.Prescott scrambles up the middle to WAS 43 for 7 yards (D.Whitner). R20  
 PENALTY on WAS-D.Whitner, Unnecessary Roughness, 15 yards, enforced at WAS 43. X21  
 1-10-WAS 28 (8:08) E.Elliott right tackle to WAS 21 for 7 yards (J.Norman).  
 2-3-WAS 21 (7:26) E.Elliott right tackle for 21 yards, TOUCHDOWN NULLIFIED by Penalty.  
 PENALTY on DAL-V.Mayle, Offensive Holding, 10 yards, enforced at WAS 18.  
 2-10-WAS 28 (7:19) (Shotgun) D.Prescott pass short right to L.Dunbar to WAS 27 for 1 yard (M.Foster).  
 3-9-WAS 27 (6:51) (Shotgun) D.Prescott pass deep middle to D.Bryant to WAS 1 for 26 yards (K.Fuller). P22  
 Penalty on WAS-Q.Dunbar, Defensive Holding, declined.  
 1-1-WAS 1 (6:32) E.Elliott left tackle for 1 yard, TOUCHDOWN. R23  
 D.Bailey extra point is GOOD, Center-L.Ladouceur, Holder-C.Jones.

WAS 19 DAL 31, 8 plays, 53 yards, 1 penalty, 2:53 drive, 8:31 elapsed

D.Bailey kicks 65 yards from DAL 35 to end zone, Touchback. Ball was kicked out of the end zone.

Washington Redskins at 6:29

1-10-WAS 25 (6:29) (Shotgun) K.Cousins pass short right to J.Reed to WAS 30 for 5 yards (A.Brown).  
 2-5-WAS 30 (6:07) (No Huddle, Shotgun) K.Cousins pass short right to J.Reed ran ob at WAS 35 for 5 yards. P19  
 1-10-WAS 35 (5:43) (Shotgun) K.Cousins pass short left to J.Crowder pushed ob at WAS 40 for 5 yards (B.Carr).  
 2-5-WAS 40 (5:20) (Shotgun) K.Cousins pass short left to J.Reed ran ob at WAS 46 for 6 yards (B.Jones). P20  
 1-10-WAS 46 (5:00) (No Huddle, Shotgun) K.Cousins pass short middle to J.Reed to DAL 43 for 11 yards (S.Lee). P21  
 1-10-DAL 43 (4:36) (No Huddle, Shotgun) K.Cousins pass short left to C.Thompson to DAL 39 for 4 yards (D.Wilson).  
 2-6-DAL 39 (4:08) (No Huddle, Shotgun) PENALTY on WAS-T.Nsekhe, False Start, 5 yards, enforced at DAL 39 - No Play.  
 2-11-DAL 44 (4:06) (Shotgun) K.Cousins pass incomplete short right to J.Reed (B.Jones).  
 3-11-DAL 44 (4:04) (Shotgun) K.Cousins pass short left to J.Crowder to DAL 34 for 10 yards (S.Lee).  
 4-1-DAL 34 (3:37) (No Huddle, Shotgun) K.Cousins pass short left to C.Thompson pushed ob at DAL 29 for 5 yards (S.Lee). P22  
 1-10-DAL 29 (3:32) (Shotgun) K.Cousins pass short middle to J.Crowder to DAL 20 for 9 yards (K.Frazier).

Washington Redskins vs Dallas Cowboys at AT&T Stadium

- 2-1-DAL 20 (3:05) (No Huddle, Shotgun) K.Cousins pass incomplete deep right to R.Grant (A.Brown).
- 3-1-DAL 20 (2:58) K.Cousins to DAL 20 for no gain. FUMBLES, and recovers at DAL 19. K.Cousins to DAL 18 for 1 yard (D.Wilson). R23
- 1-10-DAL 18 (2:34) (No Huddle, Shotgun) K.Cousins pass short right to C.Thompson to DAL 15 for 3 yards (B.Jones).
- 2-7-DAL 15 (2:09) (No Huddle, Shotgun) K.Cousins pass short left to J.Reed to DAL 8 for 7 yards (O.Scandrick; S.Lee). P24

Two-Minute Warning

- 1-8-DAL 8 (2:00) (Shotgun) K.Cousins pass short middle to J.Reed for 8 yards, TOUCHDOWN. P25  
D.Hopkins extra point is GOOD, Center-R.Lovato, Holder-T.Way.

WAS 26 DAL 31, 15 plays, 75 yards, 4:36 drive, 13:07 elapsed

D.Hopkins kicks onside 12 yards from WAS 35 to WAS 47, out of bounds.

Dallas Cowboys at 1:53, (1st play from scrimmage 1:51)

- 1-10-WAS 47 (1:51) E.Elliott right guard to WAS 44 for 3 yards (R.Jean Francois; D.Ihenacho).  
Timeout #2 by WAS at 01:47.
- 2-7-WAS 44 (1:47) (Shotgun) D.Prescott pass short left to C.Beasley to WAS 36 for 8 yards (D.Ihenacho). pass complete on a "bubble screen." P24
- 1-10-WAS 36 (1:00) E.Elliott up the middle to WAS 34 for 2 yards (R.Kerrigan).  
Timeout #3 by WAS at 00:55.
- 2-8-WAS 34 (:55) D.Prescott kneels to WAS 35 for -1 yards.
- 3-9-WAS 35 (:21) D.Prescott kneels to WAS 36 for -1 yards.

END OF QUARTER

|                     | Score | Time Poss | First Downs |   |   |    | Efficiencies |        |
|---------------------|-------|-----------|-------------|---|---|----|--------------|--------|
|                     |       |           | R           | P | X | T  | 3 Down       | 4 Down |
| Washington Redskins | 26    | 6:09      | 1           | 8 | 0 | 9  | 2/3          | 1/1    |
| Dallas Cowboys      | 31    | 8:51      | 4           | 5 | 1 | 10 | 2/3          | 0/0    |

# Miscellaneous Statistics Report

Washington Redskins vs Dallas Cowboys  
11/24/2016 at AT&T Stadium

## Ten Longest Plays for Washington Redskins

| Yards | Qtr | Play Start  | Play Description  |
|-------|-----|-------------|---|
| 67    | 4   | 3-2-WAS 33  | (9:32) (Shotgun) K.Cousins pass deep right to D.Jackson for 67 yards, TOUCHDOWN. Pass complete on a "stop and go" route.  |
| 38    | 1   | 2-5-WAS 35  | (:55) K.Cousins pass short left to J.Crowder to DAL 27 for 38 yards (J.Durant) [R.Davis]. Pass complete on a "crossing pattern."  |
| 33    | 3   | 3-4-DAL 36  | (:50) (Shotgun) K.Cousins pass deep right to J.Reed to DAL 3 for 33 yards (B.Jones). Penalty on DAL-B.Jones, Defensive Pass Interference, declined.   |
| 27    | 2   | 3-2-WAS 33  | (6:32) (Shotgun) K.Cousins pass deep left to P.Garcon ran ob at DAL 40 for 27 yards (O.Scandrick).  |
| 26    | 2   | 2-4-DAL 36  | (1:04) (Shotgun) K.Cousins pass deep left to D.Jackson to DAL 10 for 26 yards (J.Heath).  |
| 26    | 3   | 2-10-WAS 21 | (5:36) (Shotgun) K.Cousins pass deep right to V.Davis to WAS 47 for 26 yards (J.Wilcox). DAL-J.Wilcox was injured during the play. His return is Questionable. pass complete on a "flag" pattern. |
| 22    | 1   | 1-10-DAL 27 | (:05) K.Cousins pass short right to V.Davis pushed ob at DAL 5 for 22 yards (A.Brown).  |
| 19    | 1   | 2-7-WAS 42  | (9:29) K.Cousins pass short right to D.Jackson to DAL 39 for 19 yards (B.Carr). Pass complete off play action and roll right.   |
| 14    | 2   | 2-3-WAS 32  | (1:40) (Shotgun) K.Cousins pass short right to J.Crowder pushed ob at WAS 46 for 14 yards (S.Lee).  |
| 12    | 1   | 3-7-DAL 36  | (7:32) (Shotgun) K.Cousins pass short right to J.Reed pushed ob at DAL 24 for 12 yards (J.Wilcox). Pass complete on a "curl" route.   |

## Ten Longest Plays for Dallas Cowboys

| Yards | Qtr | Play Start  | Play Description  |
|-------|-----|-------------|---|
| 26    | 4   | 3-9-WAS 27  | (6:51) (Shotgun) D.Prescott pass deep middle to D.Bryant to WAS 1 for 26 yards (K.Fuller).                                |
| 22    | 4   | 3-7-WAS 50  | (8:37) (Shotgun) D.Prescott scrambles up the middle to WAS 43 for 7 yards (D.Whitner).                                    |
| 21    | 3   | 2-9-DAL 17  | (11:36) (Shotgun) D.Prescott pass short right to J.Witten pushed ob at DAL 38 for 21 yards (D.Ihenacho). Pass complete on |
| 21    | 4   | 1-10-DAL 25 | (14:54) E.Elliott right end to DAL 46 for 21 yards (M.Foster).  |
| 20    | 1   | 2-6-DAL 44  | (13:50) E.Elliott right guard pushed ob at WAS 36 for 20 yards (D.Whitner).   |
| 19    | 4   | 1-10-DAL 46 | (14:12) (Shotgun) D.Prescott pass short middle to E.Elliott to WAS 35 for 19 yards (D.Ihenacho; M.Foster).                |
| 18    | 2   | 3-14-DAL 49 | (9:28) (Shotgun) D.Prescott pass deep right to C.Beasley pushed ob at WAS 33 for 18 yards (K.Fuller).                     |
| 18    | 2   | 1-10-WAS 28 | (2:00) (Shotgun) D.Prescott left end pushed ob at WAS 10 for 18 yards (D.Whitner).  |
| 15    | 1   | 1-10-DAL 25 | (15:00) L.Whitehead right end pushed ob at DAL 40 for 15 yards (B.Breeland; R.Kerrigan).                                  |
| 14    | 2   | 3-8-DAL 39  | (11:13) (Shotgun) D.Prescott pass short middle to D.Bryant to WAS 47 for 14 yards (K.Fuller). Pass complete on a "drag"   |

## Touchdown Scoring Information

|                |                     | Offense | Defense | Special Teams |
|----------------|---------------------|---------|---------|---------------|
| <b>VISITOR</b> | Washington Redskins | 3       | 0       | 0             |
| <b>HOME</b>    | Dallas Cowboys      | 4       | 0       | 0             |

## Player Scoring Information

| Club | Player     | TD | Rush TD | Rec TD | KO TD | Punt TD | Int TD | Fum TD | Misc TD | FG | XP | 2Pt Rush | 2Pt Rec | Sfty | Points |
|------|------------|----|---------|--------|-------|---------|--------|--------|---------|----|----|----------|---------|------|--------|
| WAS  | J.Reed     | 0  | 0       | 2      | 0     | 0       | 0      | 0      | 0       | 0  | 0  | 0        | 0       | 0    | 12     |
| WAS  | D.Hopkins  | 0  | 0       | 0      | 0     | 0       | 0      | 0      | 0       | 2  | 2  | 0        | 0       | 0    | 8      |
| WAS  | D.Jackson  | 0  | 0       | 1      | 0     | 0       | 0      | 0      | 0       | 0  | 0  | 0        | 0       | 0    | 6      |
| DAL  | E.Elliott  | 0  | 2       | 0      | 0     | 0       | 0      | 0      | 0       | 0  | 0  | 0        | 0       | 0    | 12     |
| DAL  | D.Bailey   | 0  | 0       | 0      | 0     | 0       | 0      | 0      | 0       | 1  | 4  | 0        | 0       | 0    | 7      |
| DAL  | D.Prescott | 0  | 1       | 0      | 0     | 0       | 0      | 0      | 0       | 0  | 0  | 0        | 0       | 0    | 6      |
| DAL  | T.Williams | 0  | 0       | 1      | 0     | 0       | 0      | 0      | 0       | 0  | 0  | 0        | 0       | 0    | 6      |

## Possession Detail

|                             | First Half |      | Second Half |       | Game    |       |
|-----------------------------|------------|------|-------------|-------|---------|-------|
|                             | Visitor    | Home | Visitor     | Home  | Visitor | Home  |
| Largest Lead                | 0          | 14   | 0           | 12    | 0       | 14    |
| Drives Leading              | 0          | 4    | 0           | 4     | 0       | 8     |
| Time of Possession Leading  | 0:00       | 9:26 | 0:00        | 13:19 | 0:00    | 22:45 |
| Largest Deficit             | -14        | 0    | -12         | 0     | -14     | 0     |
| Drives Trailing             | 4          | 0    | 4           | 0     | 8       | 0     |
| Time of Possession Trailing | 16:43      | 0:00 | 16:41       | 0:00  | 33:24   | 0:00  |
| Times Score Tied Up         |            | 0    |             | 0     |         | 0     |
| Lead Changes                |            | 1    |             | 0     |         | 1     |



# Playtime Percentage

*Percent of playtime per player on offense, defense and special teams*

## Washington Redskins

## Dallas Cowboys

|                 |    | Offense | Defense | Special Teams |     |             |    | Offense | Defense | Special Teams |     |
|-----------------|----|---------|---------|---------------|-----|-------------|----|---------|---------|---------------|-----|
| S Lauvao        | G  | 75      | 100%    | 6             | 23% | J Witten    | TE | 56      | 100%    | 6             | 23% |
| T Nsekhe        | T  | 75      | 100%    | 6             | 23% | D Free      | T  | 56      | 100%    | 5             | 19% |
| M Moses         | T  | 75      | 100%    | 6             | 23% | T Smith     | T  | 56      | 100%    | 5             | 19% |
| S Long          | G  | 75      | 100%    | 6             | 23% | R Leary     | G  | 56      | 100%    | 5             | 19% |
| B Scherff       | G  | 75      | 100%    |               |     | T Frederick | C  | 56      | 100%    | 5             | 19% |
| K Cousins       | QB | 75      | 100%    |               |     | Z Martin    | G  | 56      | 100%    | 5             | 19% |
| J Crowder       | WR | 59      | 79%     | 2             | 8%  | D Prescott  | QB | 56      | 100%    |               |     |
| D Jackson       | WR | 56      | 75%     |               |     | E Elliott   | RB | 46      | 82%     | 1             | 4%  |
| P Garcon        | WR | 52      | 69%     |               |     | D Bryant    | WR | 43      | 77%     | 1             | 4%  |
| V Davis         | TE | 46      | 61%     |               |     | T Williams  | WR | 36      | 64%     |               |     |
| C Thompson      | RB | 43      | 57%     | 6             | 23% | C Beasley   | WR | 35      | 62%     | 1             | 4%  |
| J Reed          | TE | 36      | 48%     |               |     | G Escobar   | TE | 12      | 21%     | 8             | 31% |
| R Kelley        | RB | 32      | 43%     |               |     | B Butler    | WR | 12      | 21%     |               |     |
| M Harris        | WR | 18      | 24%     | 6             | 23% | V Mayle     | WR | 10      | 18%     | 12            | 46% |
| D Carrier       | TE | 15      | 20%     | 8             | 31% | K Smith     | FB | 8       | 14%     | 7             | 27% |
| R Grant         | WR | 13      | 17%     | 12            | 46% | L Whitehead | WR | 6       | 11%     | 6             | 23% |
| V Painter       | T  | 4       | 5%      | 8             | 31% | J Looney    | C  | 6       | 11%     | 5             | 19% |
| H Bates         | LB | 1       | 1%      | 20            | 77% | L Dunbar    | RB | 5       | 9%      | 7             | 27% |
| W Compton       | LB |         | 56 100% | 6             | 23% | A Morris    | RB | 5       | 9%      |               |     |
| J Norman        | CB |         | 56 100% | 5             | 19% | B Jones     | FS |         | 75 100% | 13            | 50% |
| D Whitner       | SS |         | 52 93%  |               |     | S Lee       | LB |         | 75 100% | 7             | 27% |
| B Breeland      | CB |         | 47 84%  | 11            | 42% | B Carr      | CB |         | 75 100% | 5             | 19% |
| R Kerrigan      | LB |         | 44 79%  | 5             | 19% | O Scandrick | CB |         | 75 100% |               |     |
| D Ihenacho      | SS |         | 43 77%  | 13            | 50% | A Brown     | CB |         | 59 79%  | 13            | 50% |
| C Baker         | DE |         | 43 77%  |               |     | D Lawrence  | DE |         | 52 69%  |               |     |
| P Smith         | LB |         | 41 73%  | 5             | 19% | T Crawford  | DT |         | 49 65%  | 7             | 27% |
| K Fuller        | CB |         | 39 70%  | 2             | 8%  | J Wilcox    | SS |         | 47 63%  | 7             | 27% |
| E Hood          | DE |         | 36 64%  | 8             | 31% | A Hitchens  | LB |         | 44 59%  | 5             | 19% |
| M Foster        | LB |         | 31 55%  | 12            | 46% | D Irving    | DE |         | 43 57%  | 7             | 27% |
| T Murphy        | LB |         | 28 50%  | 7             | 27% | J Heath     | FS |         | 42 56%  | 20            | 77% |
| R Jean Francois | DE |         | 28 50%  | 6             | 23% | D Wilson    | LB |         | 42 56%  | 19            | 73% |
| S Cravens       | LB |         | 26 46%  | 12            | 46% | M Collins   | DT |         | 34 45%  | 2             | 8%  |
| C Jenkins       | DT |         | 18 32%  | 5             | 19% | J Crawford  | DE |         | 25 33%  | 7             | 27% |
| W Blackmon      | FS |         | 17 30%  |               |     | T McClain   | DT |         | 24 32%  | 6             | 23% |
| Q Dunbar        | CB |         | 7 12%   | 9             | 35% | R Davis     | LB |         | 24 32%  | 5             | 19% |
| A Lanier        | DE |         | 3 5%    | 8             | 31% | C Thornton  | DT |         | 21 28%  |               |     |
| T Garvin        | LB |         | 1 2%    | 15            | 58% | K Frazier   | SS |         | 14 19%  | 7             | 27% |
| D Everett       | FS |         |         | 15            | 58% | J Durant    | LB |         | 5 7%    |               |     |
| M Spaight       | LB |         |         | 14            | 54% | K Wilber    | LB |         |         | 20            | 77% |
| D Hopkins       | K  |         |         | 12            | 46% | A Gachkar   | LB |         |         | 15            | 58% |
| M Brown         | RB |         |         | 8             | 31% | D Bailey    | K  |         |         | 11            | 42% |
| R Lovato        | LS |         |         | 7             | 27% | L McFadden  | CB |         |         | 10            | 38% |
| T Way           | P  |         |         | 7             | 27% | C Jones     | P  |         |         | 7             | 27% |
| J Sullivan      | C  |         |         | 6             | 23% | L Ladouceur | LS |         |         | 7             | 27% |
| G Toler         | CB |         |         | 2             | 8%  |             |    |         |         |               |     |



# National Football League Game Summary

NFL Copyright © 2016 by The National Football League. All rights reserved. This summary and play-by-play is for the express purpose of assisting media in their coverage of the game; any other use of this material is prohibited without the written permission of the National Football League. Updated: 12/7/2016

Date: Sunday, 12/4/2016

## Washington Redskins at Arizona Cardinals

at University of Phoenix Stadium, Glendale, AZ

Start Time: 2:25 PM MST

### Game Day Weather

Played Dome on Turf: Grass

Temp: 68° F (20.0° C) Humidity: 13%, Wind: 0 mph  
Outdoor Weather: Sunny,

### Officials

|                                   |                                   |                                    |
|-----------------------------------|-----------------------------------|------------------------------------|
| Referee: Anderson, Walt (66)      | Umpire: Michalek, Tony (115)      | Head Linesman: Phillips, Jerod (6) |
| Line Judge: Boston, Byron (18)    | Side Judge: Hayes, Laird (125)    | Field Judge: Jenkins, John (117)   |
| Back Judge: Wilson, Gregory (119) | Replay Official: Smith, Billy ( ) |                                    |

### Lineups

| Washington Redskins |  |                   | Arizona Cardinals  |  |                    |
|---------------------|--|-------------------|--------------------|--|--------------------|
| Offense             |  | Defense           | Offense            |  | Defense            |
| WR 88 P.Garcon      |  | CB 38 K.Fuller    | WR 11 L.Fitzgerald |  | DT 93 C.Campbell   |
| LT 79 T.Nsekhe      |  | NT 90 E.Hood      | LT 74 D.Humphries  |  | NT 98 C.Peters     |
| LG 77 S.Lauvao      |  | RDE 92 C.Baker    | LG 76 M.Iupati     |  | DT 97 J.Mauro      |
| C 61 S.Long         |  | SLB 94 P.Smith    | C 53 A.Shipley     |  | SAM 55 Ch.Jones    |
| RG 75 B.Scherff     |  | MLB 51 W.Compton  | RG 73 J.Wetzell    |  | \$LB 20 D.Bucannon |
| RT 76 M.Moses       |  | MLB 54 M.Foster   | RT 75 U.John       |  | ILB 51 K.Minter    |
| TE 85 V.Davis       |  | WLB 91 R.Kerrigan | WR 14 J.Nelson     |  | LCB 21 P.Peterson  |
| WR 80 J.Crowder     |  | CB 26 B.Breeland  | WR 15 M.Floyd      |  | RCB 41 M.Cooper    |
| WR 11 D.Jackson     |  | CB 24 J.Norman    | QB 3 C.Palmer      |  | SS 22 T.Jefferson  |
| QB 8 K.Cousins      |  | SS 39 D.Whitner   | RB 31 D.Johnson    |  | FS 36 D.Swearinger |
| RB 32 R.Kelley      |  | FS 29 D.Ihenacho  | TE 84 J.Gresham    |  | DB 27 T.Branch     |

### Substitutions

K 3 D.Hopkins, P 5 T.Way, WR 13 M.Harris, WR 14 R.Grant, CB 20 G.Toler, S 22 D.Everett, RB 25 C.Thompson, RB 34 M.Brown, S 36 S.Cravens, S 41 W.Blackmon, CB 47 Q.Dunbar, LB 50 M.Spaight, LB 52 T.Garvin, C 56 J.Sullivan, LS 57 N.Sundberg, OL 60 V.Painter, DL 73 C.Jenkins, G 74 A.Kouandjio, TE 89 D.Carrier, LB/DE 93 T.Murphy, LB 96 H.Bates, DE 98 M.Ioannidis, DE 99 R.Jean Francois

### Substitutions

P 2 D.Butler, K 7 C.Catanzaro, WR 10 B.Golden, WR 12 Jo.Brown, CB 26 B.Williams, CB 28 J.Bethel, CB 29 T.Simon, RB 30 S.Taylor, RB 33 K.Williams, RB 38 A.Ellington, LB 44 M.Golden, LS 46 A.Brewer, LB 52 Z.Gooden, LB 57 A.Okafor, C 70 E.Boehm, T/G 78 E.Watford, TE 85 D.Fells, TE 89 H.Valles, DT 92 F.Rucker, NT 94 X.Williams, DT 95 R.Gunter, LB 96 K.Martin

### Did Not Play

QB 16 C.McCoy

### Did Not Play

QB 5 D.Stanton, G 65 T.Boggs

### Not Active

QB 2 N.Sudfeld, WR 19 R.Ross, RB 31 M.Jones, CB 35 D.Phillips, DL 69 A.Francis, DE 72 A.Lanier, TE 86 J.Reed

### Not Active

WR 18 M.Bundy, S 32 T.Mathieu, LB 54 S.Moore, G 61 C.Toner, DT 72 O.Pierre, DT 90 R.Nkemdiche, DT 91 E.Stinson

Field Goals (made ( ) & missed)

|          |                     | (47) (20) (53) | C.Catanzaro | (28) 53WL |    |    |    |       |
|----------|---------------------|----------------|-------------|-----------|----|----|----|-------|
|          |                     |                | 1           | 2         | 3  | 4  | OT | Total |
| VISITOR: | Washington Redskins |                | 0           | 6         | 14 | 3  | 0  | 23    |
| HOME:    | Arizona Cardinals   |                | 7           | 3         | 7  | 14 | 0  | 31    |

### Scoring Plays

| Team      | Qtr | Time  | Play Description (Extra Point) (Drive Info)                          | Visitor | Home |
|-----------|-----|-------|--|---------|------|
| Cardinals | 1   | 6:43  | D.Johnson 1 yd. run (C.Catanzaro kick) (15-75, 8:17)                 | 0       | 7    |
| Redskins  | 2   | 9:48  | D.Hopkins 47 yd. Field Goal (7-40, 3:33)                             | 3       | 7    |
| Redskins  | 2   | 1:52  | D.Hopkins 20 yd. Field Goal (11-47, 5:26)                            | 6       | 7    |
| Cardinals | 2   | 0:07  | C.Catanzaro 28 yd. Field Goal (12-65, 1:45)                          | 6       | 10   |
| Redskins  | 3   | 12:36 | K.Cousins 1 yd. run (D.Hopkins kick) (5-74, 2:24)                    | 13      | 10   |
| Cardinals | 3   | 4:10  | M.Floyd 6 yd. pass from C.Palmer (C.Catanzaro kick) (3-10, 0:51)     | 13      | 17   |
| Redskins  | 3   | 1:06  | J.Crowder 26 yd. pass from K.Cousins (D.Hopkins kick) (8-75, 3:04)   | 20      | 17   |
| Cardinals | 4   | 11:09 | D.Johnson 25 yd. pass from C.Palmer (C.Catanzaro kick) (10-75, 4:57) | 20      | 24   |
| Redskins  | 4   | 6:01  | D.Hopkins 53 yd. Field Goal (10-40, 5:08)                            | 23      | 24   |

# National Football League Game Summary

NFL Copyright © 2016 by The National Football League. All rights reserved. This summary and play-by-play is for the express purpose of assisting media in their coverage of the game; any other use of this material is prohibited without the written permission of the National Football League. Updated: 12/7/2016

---

Cardinals 4 1:56 J.Nelson 42 yd. pass from C.Palmer (C.Catanzaro kick) (8-75, 4:05)  
Paid Attendance: 64,939

23 31  
Time: 3:12

Washington Redskins vs Arizona Cardinals  
12/4/2016 at University of Phoenix Stadium

# Final Individual Statistics

## Washington Redskins

## Arizona Cardinals

| RUSHING    |     |     |      |    |    | RUSHING     |     |     |      |    |    |
|------------|-----|-----|------|----|----|-------------|-----|-----|------|----|----|
|            | ATT | YDS | AVG  | LG | TD |             | ATT | YDS | AVG  | LG | TD |
| R.Kelley   | 14  | 63  | 4.5  | 19 | 0  | D.Johnson   | 18  | 84  | 4.7  | 14 | 1  |
| C.Thompson | 2   | 24  | 12.0 | 16 | 0  | A.Ellington | 5   | 5   | 1.0  | 8  | 0  |
| K.Cousins  | 2   | 0   | 0.0  | 1  | 1  | C.Palmer    | 1   | -1  | -1.0 | -1 | 0  |
| Total      | 18  | 87  | 4.8  | 19 | 1  | Total       | 24  | 88  | 3.7  | 14 | 1  |

| PASSING   |     |     |     |       |    |    |    |      | PASSING  |     |     |     |       |    |    |    |       |
|-----------|-----|-----|-----|-------|----|----|----|------|----------|-----|-----|-----|-------|----|----|----|-------|
|           | ATT | CMP | YDS | SK/YD | TD | LG | IN | RT   |          | ATT | CMP | YDS | SK/YD | TD | LG | IN | RT    |
| K.Cousins | 37  | 21  | 271 | 2/25  | 1  | 59 | 1  | 77.6 | C.Palmer | 46  | 30  | 300 | 2/19  | 3  | 42 | 0  | 105.3 |
| Total     | 37  | 21  | 271 | 2/25  | 1  | 59 | 1  | 77.6 | Total    | 46  | 30  | 300 | 2/19  | 3  | 42 | 0  | 105.3 |

| PASS RECEIVING |     |     |     |      |    |    | PASS RECEIVING |     |     |     |      |    |    |
|----------------|-----|-----|-----|------|----|----|----------------|-----|-----|-----|------|----|----|
|                | TAR | REC | YDS | AVG  | LG | TD |                | TAR | REC | YDS | AVG  | LG | TD |
| P.Garcon       | 9   | 7   | 78  | 11.1 | 28 | 0  | L.Fitzgerald   | 11  | 10  | 78  | 7.8  | 23 | 0  |
| V.Davis        | 6   | 5   | 47  | 9.4  | 18 | 0  | D.Johnson      | 12  | 9   | 91  | 10.1 | 25 | 1  |
| J.Crowder      | 8   | 3   | 42  | 14.0 | 26 | 1  | J.Gresham      | 6   | 5   | 52  | 10.4 | 14 | 0  |
| R.Grant        | 2   | 2   | 20  | 10.0 | 13 | 0  | M.Floyd        | 8   | 3   | 18  | 6.0  | 7  | 1  |
| D.Jackson      | 4   | 1   | 59  | 59.0 | 59 | 0  | J.Nelson       | 2   | 1   | 42  | 42.0 | 42 | 1  |
| C.Thompson     | 2   | 1   | 21  | 21.0 | 21 | 0  | A.Ellington    | 2   | 1   | 10  | 10.0 | 10 | 0  |
| D.Carrier      | 1   | 1   | 6   | 6.0  | 6  | 0  | D.Fells        | 1   | 1   | 9   | 9.0  | 9  | 0  |
| M.Harris       | 1   | 1   | -2  | -2.0 | -2 | 0  | Jo.Brown       | 1   | 0   | 0   | 0.0  | 0  | 0  |
| R.Kelley       | 1   | 0   | 0   | 0.0  | 0  | 0  | Total          | 43  | 30  | 300 | 10.0 | 42 | 3  |
| Total          | 34  | 21  | 271 | 12.9 | 59 | 1  |                |     |     |     |      |    |    |

| INTERCEPTIONS |    |     |     |    |    | INTERCEPTIONS |    |     |     |    |    |
|---------------|----|-----|-----|----|----|---------------|----|-----|-----|----|----|
|               | NO | YDS | AVG | LG | TD |               | NO | YDS | AVG | LG | TD |
| Total         | 0  | 0   | 0   | 0  | 0  | P.Peterson    | 1  | 2   | 2.0 | 2  | 0  |
|               |    |     |     |    |    | Total         | 1  | 2   | 2.0 | 2  | 0  |

| PUNTING |    |     |      |      |    |      |    | PUNTING  |    |     |      |      |    |      |    |
|---------|----|-----|------|------|----|------|----|----------|----|-----|------|------|----|------|----|
|         | NO | YDS | AVG  | NET  | TB | IN20 | LG |          | NO | YDS | AVG  | NET  | TB | IN20 | LG |
| T.Way   | 2  | 89  | 44.5 | 38.0 | 0  | 1    | 59 | D.Butler | 3  | 119 | 39.7 | 34.0 | 0  | 0    | 50 |
| Total   | 2  | 89  | 44.5 | 38.0 | 0  | 1    | 59 | Total    | 3  | 119 | 39.7 | 34.0 | 0  | 0    | 50 |

| PUNT RETURNS    |    |     |     |    |    |    | PUNT RETURNS |    |     |      |    |    |    |
|-----------------|----|-----|-----|----|----|----|--------------|----|-----|------|----|----|----|
|                 | NO | YDS | AVG | FC | LG | TD |              | NO | YDS | AVG  | FC | LG | TD |
| J.Crowder       | 2  | 17  | 8.5 | 0  | 10 | 0  | P.Peterson   | 1  | 13  | 13.0 | 1  | 13 | 0  |
| [OUT OF BOUNDS] | 1  | 0   | 0.0 | 0  | 0  | 0  | Total        | 1  | 13  | 13.0 | 1  | 13 | 0  |
| Total           | 2  | 17  | 8.5 | 0  | 10 | 0  |              |    |     |      |    |    |    |

| KICKOFF RETURNS |    |     |      |    |    |    | KICKOFF RETURNS |    |     |     |    |    |    |
|-----------------|----|-----|------|----|----|----|-----------------|----|-----|-----|----|----|----|
|                 | NO | YDS | AVG  | FC | LG | TD |                 | NO | YDS | AVG | FC | LG | TD |
| M.Harris        | 2  | 30  | 15.0 | 0  | 26 | 0  | [TOUCHBACK]     | 6  | 0   | 0.0 | 0  | 0  | 0  |
| C.Thompson      | 1  | 26  | 26.0 | 0  | 26 | 0  | Total           | 0  | 0   | 0.0 | 0  | 0  | 0  |
| [TOUCHBACK]     | 3  | 0   | 0.0  | 0  | 0  | 0  |                 |    |     |     |    |    |    |
| Total           | 3  | 56  | 18.7 | 0  | 26 | 0  |                 |    |     |     |    |    |    |

### Washington Redskins

| FUMBLES    | FUM | LOST | OWN-REC | YDS | TD | FORCED | OPP-REC | YDS | TD | OUT-BDS |
|------------|-----|------|---------|-----|----|--------|---------|-----|----|---------|
| K.Cousins  | 1   | 1    | 0       | 0   | 0  | 0      | 0       | 0   | 0  | 0       |
| M.Harris   | 1   | 0    | 0       | 0   | 0  | 0      | 0       | 0   | 0  | 0       |
| C.Thompson | 0   | 0    | 1       | 0   | 0  | 0      | 0       | 0   | 0  | 0       |
| B.Breeland | 0   | 0    | 0       | 0   | 0  | 1      | 0       | 0   | 0  | 0       |
| Total      | 2   | 1    | 1       | 0   | 0  | 1      | 0       | 0   | 0  | 0       |

### Arizona Cardinals

| FUMBLES    | FUM | LOST | OWN-REC | YDS | TD | FORCED | OPP-REC | YDS | TD | OUT-BDS |
|------------|-----|------|---------|-----|----|--------|---------|-----|----|---------|
| D.Johnson  | 1   | 0    | 0       | 0   | 0  | 0      | 0       | 0   | 0  | 0       |
| M.Iupati   | 0   | 0    | 1       | 0   | 0  | 0      | 0       | 0   | 0  | 0       |
| J.Bethel   | 0   | 0    | 0       | 0   | 0  | 1      | 0       | 0   | 0  | 0       |
| C.Campbell | 0   | 0    | 0       | 0   | 0  | 1      | 0       | 0   | 0  | 0       |
| M.Golden   | 0   | 0    | 0       | 0   | 0  | 0      | 1       | 20  | 0  | 0       |
| Total      | 1   | 0    | 1       | 0   | 0  | 2      | 1       | 20  | 0  | 0       |

Washington Redskins vs Arizona Cardinals  
12/4/2016 at University of Phoenix Stadium

## Final Team Statistics

|   | Visitor<br>Redskins | Home<br>Cardinals |
|---|---------------------|-------------------|
| TOTAL FIRST DOWNS                                 | 19                  | 24                |
| By Rushing  | 5                   | 7                 |
| By Passing  | 12                  | 16                |
| By Penalty  | 2                   | 1                 |
| THIRD DOWN EFFICIENCY                             | 5-11-45%            | 10-16-63%         |
| FOURTH DOWN EFFICIENCY                            | 0-0-0%              | 1-1-100%          |
| TOTAL NET YARDS                                   | 333                 | 369               |
| Total Offensive Plays (inc. times thrown passing) | 57                  | 72                |
| Average gain per offensive play                   | 5.8                 | 5.1               |
| NET YARDS RUSHING                                 | 87                  | 88                |
| Total Rushing Plays                               | 18                  | 24                |
| Average gain per rushing play                     | 4.8                 | 3.7               |
| Tackles for a loss-number and yards               | 1-3                 | 4-10              |
| NET YARDS PASSING                                 | 246                 | 281               |
| Times thrown - yards lost attempting to pass      | 2-25                | 2-19              |
| Gross yards passing                               | 271                 | 300               |
| PASS ATTEMPTS-COMPLETIONS-HAD INTERCEPTED         | 37-21-1             | 46-30-0           |
| Avg gain per pass play (inc.# thrown passing)     | 6.3                 | 5.9               |
| KICKOFFS Number-In End Zone-Touchbacks            | 6-6-6               | 6-5-3             |
| PUNTS Number and Average                          | 2-44.5              | 3-39.7            |
| Had Blocked                                       | 0                   | 0                 |
| FGs - PATs Had Blocked                            | 0-0                 | 0-0               |
| Net Punting Average                               | 38.0                | 34.0              |
| TOTAL RETURN YARDAGE (Not Including Kickoffs)     | 17                  | 15                |
| No. and Yards Punt Returns                        | 2-17                | 1-13              |
| No. and Yards Kickoff Returns                     | 3-56                | 0-0               |
| No. and Yards Interception Returns                | 0-0                 | 1-2               |
| PENALTIES Number and Yards                        | 7-35                | 6-51              |
| FUMBLES Number and Lost                           | 2-1                 | 1-0               |
| TOUCHDOWNS  | 2                   | 4                 |
| Rushing   | 1                   | 1                 |
| Passing   | 1                   | 3                 |
| EXTRA POINTS Made-Attempts                        | 2-2                 | 4-4               |
| Kicking Made-Attempts                             | 2-2                 | 4-4               |
| FIELD GOALS Made-Attempts                         | 3-3                 | 1-2               |
| RED ZONE EFFICIENCY                               | 1-2-50%             | 2-3-67%           |
| GOAL TO GO EFFICIENCY                             | 1-2-50%             | 2-2-100%          |
| SAFETIES  | 0                   | 0                 |
| FINAL SCORE                                       | 23                  | 31                |
| TIME OF POSSESSION                                | 26:14               | 33:46             |

Washington Redskins vs Arizona Cardinals  
12/4/2016 at University of Phoenix Stadium

## Ball Possession And Drive Chart

### Washington Redskins

| #  | Time Recd | Time Lost | Time Poss | How Ball Obtained | Drive Began | # Play | Yds Gain | Yds Pen | Net Yds | 1st Down | Last Scrm | How Given Up |
|----|-----------|-----------|-----------|-------------------|-------------|--------|----------|---------|---------|----------|-----------|--------------|
| 1  | 6:43      | 4:23      | 2:20      | Kickoff           | WAS 24      | 3      | -1       | -10     | -11     | 0        | WAS 13    | Punt         |
| 2  | 3:25      | 1:01      | 2:24      | Punt              | WAS 25      | 7      | 30       | 0       | 30      | 2        | ARZ 45    | Punt         |
| 3  | 13:21     | 9:48      | 3:33      | Punt              | WAS 31      | 7      | 45       | -5      | 40      | 2        | ARZ 29    | Field Goal   |
| 4  | 7:18      | 1:52      | 5:26      | Punt              | ARZ 48      | 11     | 57       | -10     | 47      | 3        | * ARZ 1   | Field Goal   |
| 5  | 0:07      | 0:00      | 0:07      | Kickoff           | WAS 19      | 1      | -1       | 0       | -1      | 0        | WAS 19    | End of Half  |
| 6  | 15:00     | 12:36     | 2:24      | Kickoff           | WAS 26      | 5      | 74       | 0       | 74      | 3        | * ARZ 1   | Touchdown    |
| 7  | 5:34      | 5:01      | 0:33      | Missed FG         | WAS 43      | 2      | -13      | 0       | -13     | 0        | WAS 45    | Fumble       |
| 8  | 4:10      | 1:06      | 3:04      | Kickoff           | WAS 25      | 8      | 75       | 0       | 75      | 3        | ARZ 26    | Touchdown    |
| 9  | 11:09     | 6:01      | 5:08      | Kickoff           | WAS 25      | 10     | 40       | 0       | 40      | 3        | ARZ 35    | Field Goal   |
| 10 | 1:56      | 0:41      | 1:15      | Kickoff           | WAS 25      | 6      | 27       | 20      | 47      | 3        | ARZ 28    | Interception |

(295) Average WAS 30

### Arizona Cardinals

| #  | Time Recd | Time Lost | Time Poss | How Ball Obtained | Drive Began | # Play | Yds Gain | Yds Pen | Net Yds | 1st Down | Last Scrm | How Given Up |
|----|-----------|-----------|-----------|-------------------|-------------|--------|----------|---------|---------|----------|-----------|--------------|
| 1  | 15:00     | 6:43      | 8:17      | Kickoff           | ARZ 25      | 15     | 75       | 0       | 75      | 7        | * WAS 1   | Touchdown    |
| 2  | 4:23      | 3:25      | 0:58      | Punt              | ARZ 41      | 3      | 3        | 0       | 3       | 0        | ARZ 44    | Punt         |
| 3  | 1:01      | 13:21     | 2:40      | Punt              | ARZ 8       | 6      | 22       | -4      | 18      | 1        | ARZ 26    | Punt         |
| 4  | 9:48      | 7:18      | 2:30      | Kickoff           | ARZ 25      | 3      | 5        | -10     | -5      | 0        | ARZ 20    | Punt         |
| 5  | 1:52      | 0:07      | 1:45      | Kickoff           | ARZ 25      | 12     | 65       | 0       | 65      | 3        | * WAS 10  | Field Goal   |
| 6  | 12:36     | 5:34      | 7:02      | Kickoff           | ARZ 25      | 13     | 35       | 5       | 40      | 4        | WAS 35    | Missed FG    |
| 7  | 5:01      | 4:10      | 0:51      | Fumble            | WAS 10      | 3      | 10       | 0       | 10      | 1        | * WAS 6   | Touchdown    |
| 8  | 1:06      | 11:09     | 4:57      | Kickoff           | ARZ 25      | 10     | 85       | -10     | 75      | 5        | WAS 25    | Touchdown    |
| 9  | 6:01      | 1:56      | 4:05      | Kickoff           | ARZ 25      | 8      | 70       | 5       | 75      | 3        | WAS 42    | Touchdown    |
| 10 | 0:41      | 0:00      | 0:41      | Interception      | ARZ 20      | 1      | -1       | 0       | -1      | 0        | ARZ 20    | End of Game  |

(309) Average ARZ 31

### \* inside opponent's 20

| Time of Possession by Quarter |                     | 1st   | 2nd  | 3rd  | 4th  | OT | Total |
|-------------------------------|---------------------|-------|------|------|------|----|-------|
| Visitor                       | Washington Redskins | 4:44  | 9:06 | 6:01 | 6:23 |    | 26:14 |
| Home                          | Arizona Cardinals   | 10:16 | 5:54 | 8:59 | 8:37 |    | 33:46 |

### Kickoff Drive No.-Start Average

Redskins: 6 - WAS 24

Cardinals: 6 - ARZ 25









## Play By Play

## First Quarter

12/4/2016

WAS wins the coin toss and elects to defer. ARZ elects to Receive, and WAS elects to defend the north goal.

D.Hopkins kicks 65 yards from WAS 35 to end zone, Touchback.

Arizona Cardinals at 15:00

|                    |  |    |
|--------------------|--|----|
| 1-10-ARZ 25        | (15:00) D.Johnson left end to ARZ 35 for 10 yards (D.Ihenacho).  | R1 |
| <u>1-10-ARZ 35</u> | (14:22) D.Johnson right tackle to ARZ 37 for 2 yards (E.Hood).   |    |
| 2-8-ARZ 37         | (13:44) (Shotgun) C.Palmer pass short left to L.Fitzgerald to ARZ 49 for 12 yards (E.Hood).  | P2 |
| <u>1-10-ARZ 49</u> | (13:03) A.Ellington left end pushed ob at WAS 49 for 2 yards (M.Foster).   |    |
| 2-8-WAS 49         | (12:29) C.Palmer pass short left to D.Johnson to ARZ 48 for -3 yards (D.Ihenacho).   |    |
| 3-11-ARZ 48        | (11:48) (Shotgun) C.Palmer pass short left to D.Johnson ran ob at WAS 39 for 13 yards.   | P3 |
| <u>1-10-WAS 39</u> | (11:18) C.Palmer pass incomplete short right to M.Floyd (R.Kerrigan).  |    |
| 2-10-WAS 39        | (11:12) D.Johnson up the middle to WAS 28 for 11 yards (B.Breeland). FUMBLES (B.Breeland), recovered by ARZ-M.Iupati at WAS 29. M.Iupati to WAS 29 for no gain (B.Breeland). | R4 |
| <u>1-10-WAS 29</u> | (10:20) D.Johnson up the middle to WAS 23 for 6 yards (W.Compton).   |    |
| 2-4-WAS 23         | (9:41) C.Palmer pass short right to A.Ellington to WAS 13 for 10 yards (D.Whitner; T.Murphy).  | P5 |
| <u>1-10-WAS 13</u> | (8:57) A.Ellington up the middle to WAS 15 for -2 yards (R.Jean Francois).   |    |
| 2-12-WAS 15        | (8:16) C.Palmer pass incomplete short left to A.Ellington (R.Jean Francois) [E.Hood].  |    |
| 3-12-WAS 15        | (8:12) (Shotgun) C.Palmer pass short middle to J.Gresham to WAS 1 for 14 yards (B.Breeland).   | P6 |
| <u>1-1-WAS 1</u>   | (7:31) D.Johnson up the middle to WAS 1 for no gain (R.Kerrigan).  |    |
| 2-1-WAS 1          | (6:48) (Shotgun) D.Johnson up the middle for 1 yard, TOUCHDOWN.<br>C.Catanzaro extra point is GOOD, Center-A.Brewer, Holder-D.Butler.  | R7 |

Timeout at 06:43.

|   |
|---|
| WAS 0 ARZ 7, 15 plays, 75 yards, 8:17 drive, 8:17 elapsed |
|---|

C.Catanzaro kicks 67 yards from ARZ 35 to WAS -2. C.Thompson to WAS 24 for 26 yards (J.Bethel).

Timeout at 06:37.

Washington Redskins at 6:43, (1st play from scrimmage 6:37)

|             |   |
|-------------|---|
| 1-10-WAS 24 | (6:37) K.Cousins pass short left to P.Garcon to WAS 33 for 9 yards (M.Cooper).                          |
| 2-1-WAS 33  | (6:02) PENALTY on WAS-D.Carrier, False Start, 5 yards, enforced at WAS 33 - No Play.                    |
| 2-6-WAS 28  | (5:32) (Shotgun) PENALTY on WAS-S.Lauvao, False Start, 5 yards, enforced at WAS 28 - No Play.           |
| 2-11-WAS 23 | (5:15) (Shotgun) K.Cousins pass incomplete short right to D.Jackson.                                    |
| 3-11-WAS 23 | (5:10) (Shotgun) K.Cousins sacked at WAS 13 for -10 yards (K.Minter).                                   |
| 4-21-WAS 13 | (4:34) T.Way punts 59 yards to ARZ 28, Center-N.Sundberg. P.Peterson to ARZ 41 for 13 yards (T.Garvin). |

Timeout at 04:23.

Arizona Cardinals at 4:23

|             |   |
|-------------|---|
| 1-10-ARZ 41 | (4:23) C.Palmer pass short left to L.Fitzgerald to ARZ 44 for 3 yards (S.Cravens).                                |
| 2-7-ARZ 44  | (3:44) C.Palmer pass incomplete short left to M.Floyd (B.Breeland).   |
| 3-7-ARZ 44  | (3:40) (Shotgun) C.Palmer pass incomplete short right [P.Smith].  |
| 4-7-ARZ 44  | (3:35) D.Butler punts 41 yards to WAS 15, Center-A.Brewer. J.Crowder ran ob at WAS 25 for 10 yards (T.Jefferson). |

Timeout at 03:25.

Washington Redskins at 3:25

|                    |  |    |
|--------------------|--|----|
| 1-10-WAS 25        | (3:25) K.Cousins pass short left to D.Carrier to WAS 31 for 6 yards (D.Bucannon).  |    |
| 2-4-WAS 31         | (2:45) (Shotgun) R.Kelley up the middle to WAS 44 for 13 yards (M.Cooper; T.Jefferson).  | R1 |
| <u>1-10-WAS 44</u> | (2:09) K.Cousins pass incomplete short left to P.Garcon (Ch.Jones).  |    |
| 2-10-WAS 44        | (2:06) (Shotgun) K.Cousins pass short left to P.Garcon pushed ob at ARZ 45 for 11 yards (M.Cooper).  | P2 |
| <u>1-10-ARZ 45</u> | (1:24) (Shotgun) K.Cousins pass incomplete deep left.  |    |
| 2-10-ARZ 45        | (1:18) (Shotgun) K.Cousins pass incomplete short left to R.Kelley (C.Campbell).  |    |
| 3-10-ARZ 45        | (1:12) (Shotgun) K.Cousins pass incomplete short right to J.Crowder.   |    |
| 4-10-ARZ 45        | (1:07) T.Way punts 30 yards to ARZ 15, Center-N.Sundberg, fair catch by P.Peterson.<br>PENALTY on ARZ-T.Simon, Offensive Holding, 7 yards, enforced at ARZ 15. |    |

Timeout at 01:01.

Arizona Cardinals at 1:01

|            |  |
|------------|--|
| 1-10-ARZ 8 | (1:01) PENALTY on ARZ-J.Wetzel, False Start, 4 yards, enforced at ARZ 8 - No Play. |
|------------|--|

Washington Redskins vs Arizona Cardinals at University of Phoenix Stadium

1-14-ARZ 4 (1:01) D.Johnson up the middle to ARZ 8 for 4 yards (J.Norman).

2-10-ARZ 8 (:19) D.Johnson up the middle to ARZ 9 for 1 yard (E.Hood).

END OF QUARTER

|                     | Score | Time Poss | First Downs |   |   |   | Efficiencies |        |
|---------------------|-------|-----------|-------------|---|---|---|--------------|--------|
|                     |       |           | R           | P | X | T | 3 Down       | 4 Down |
| Washington Redskins | 0     | 4:44      | 1           | 1 | 0 | 2 | 0/2          | 0/0    |
| Arizona Cardinals   | 7     | 10:16     | 3           | 4 | 0 | 7 | 2/3          | 0/0    |

## Play By Play

## Second Quarter

12/4/2016

Arizona Cardinals continued.

- 3-9-ARZ 9 (15:00) (Shotgun) C.Palmer pass short left to L.Fitzgerald to ARZ 23 for 14 yards (J.Norman). P8
- 1-10-ARZ 23 (14:19) (Shotgun) C.Palmer pass incomplete short middle to L.Fitzgerald [C.Baker].
- 2-10-ARZ 23 (14:15) (Shotgun) D.Johnson right tackle to ARZ 26 for 3 yards (S.Cravens).
- 3-7-ARZ 26 (13:37) (Shotgun) C.Palmer pass incomplete short right to D.Johnson.
- 4-7-ARZ 26 (13:32) D.Butler punts 50 yards to WAS 24, Center-A.Brewer. J.Crowder to WAS 31 for 7 yards (T.Jefferson, Z.Gooden).

Timeout at 13:21.

Washington Redskins at 13:21

- 1-10-WAS 31 (13:21) R.Kelley up the middle to WAS 32 for 1 yard (K.Minter; D.Bucannon).
- 2-9-WAS 32 (12:44) (Shotgun) K.Cousins pass short middle to C.Thompson pushed ob at ARZ 47 for 21 yards (D.Swearinger). P3
- 1-10-ARZ 47 (12:15) (Shotgun) R.Kelley up the middle to ARZ 28 for 19 yards (T.Branch). R4
- 1-10-ARZ 28 (11:33) R.Kelley up the middle to ARZ 28 for no gain (D.Bucannon).
- 2-10-ARZ 28 (10:57) (Shotgun) R.Kelley right end to ARZ 24 for 4 yards (C.Campbell).
- 3-6-ARZ 24 (10:16) (Shotgun) PENALTY on WAS-S.Lauvao, False Start, 5 yards, enforced at ARZ 24 - No Play.
- 3-11-ARZ 29 (9:57) (Shotgun) K.Cousins pass incomplete short middle to C.Thompson.
- 4-11-ARZ 29 (9:53) D.Hopkins 47 yard field goal is GOOD, Center-N.Sundberg, Holder-T.Way.

Timeout at 09:48.

|  |
|--|
| WAS 3 ARZ 7, 7 plays, 40 yards, 3:33 drive, 5:12 elapsed |
|--|

D.Hopkins kicks 65 yards from WAS 35 to end zone, Touchback.

Arizona Cardinals at 9:48

- 1-10-ARZ 25 (9:48) D.Johnson up the middle to ARZ 20 for -5 yards (J.Norman).
- 2-15-ARZ 20 (9:10) (Shotgun) C.Palmer pass short right to L.Fitzgerald to ARZ 27 for 7 yards (R.Jean Francois).
- PENALTY on ARZ-M.Floyd, Offensive Pass Interference, 10 yards, enforced at ARZ 20 - No Play.
- 2-25-ARZ 10 (8:40) (Shotgun) C.Palmer pass short left to D.Johnson to ARZ 12 for 2 yards (K.Fuller).
- 3-23-ARZ 12 (7:56) (Shotgun) A.Ellington left end to ARZ 20 for 8 yards (D.Ihenacho).
- 4-15-ARZ 20 (7:26) D.Butler punts 28 yards to ARZ 48, Center-A.Brewer, out of bounds.

Timeout at 07:18.

Washington Redskins at 7:18

- 1-10-ARZ 48 (7:18) PENALTY on WAS-B.Scherff, False Start, 5 yards, enforced at ARZ 48 - No Play.
- 1-15-WAS 47 (7:18) (Shotgun) C.Thompson right end to ARZ 45 for 8 yards (D.Swearinger). WAS-S.Long was injured during the play.
- 2-7-ARZ 45 (6:58) (Shotgun) R.Kelley up the middle to ARZ 42 for 3 yards (P.Peterson).
- 3-4-ARZ 42 (6:17) (Shotgun) K.Cousins pass short middle to P.Garcon to ARZ 33 for 9 yards (C.Campbell). P5
- 1-10-ARZ 33 (5:31) K.Cousins pass short left to P.Garcon pushed ob at ARZ 25 for 8 yards (M.Cooper).
- 2-2-ARZ 25 (5:01) K.Cousins pass short right to R.Grant to ARZ 18 for 7 yards (D.Swearinger). P6
- 1-10-ARZ 18 (4:19) (Shotgun) R.Kelley up the middle to ARZ 14 for 4 yards (M.Golden, T.Jefferson).
- 2-6-ARZ 14 (3:44) (Shotgun) K.Cousins pass short left to R.Grant to ARZ 1 for 13 yards (M.Cooper). P7
- 1-1-ARZ 1 (3:05) K.Cousins pass incomplete short right to R.Kelley.
- PENALTY on WAS-D.Carrier, Illegal Shift, 5 yards, enforced at ARZ 1 - No Play.
- 1-6-ARZ 6 (3:00) K.Cousins pass short right to V.Davis to ARZ 1 for 5 yards (P.Peterson; Ch.Jones).
- 2-1-ARZ 1 (2:14) A.Kouandjio and H.Bates reported in as eligible. R.Kelley up the middle to ARZ 1 for no gain (K.Minter).

Two-Minute Warning

- 3-1-ARZ 1 (2:00) (Shotgun) K.Cousins pass incomplete short right to D.Jackson.
- 4-1-ARZ 1 (1:55) D.Hopkins 20 yard field goal is GOOD, Center-N.Sundberg, Holder-T.Way.

Timeout at 01:52.

|  |
|--|
| WAS 6 ARZ 7, 11 plays, 47 yards, 5:26 drive, 13:08 elapsed |
|--|

D.Hopkins kicks 65 yards from WAS 35 to end zone, Touchback.

Arizona Cardinals at 1:52

- 1-10-ARZ 25 (1:52) C.Palmer pass incomplete short middle to Jo.Brown.
- 2-10-ARZ 25 (1:49) (Shotgun) C.Palmer pass short middle to L.Fitzgerald pushed ob at ARZ 48 for 23 yards (W.Compton). P9
- 1-10-ARZ 48 (1:40) (Shotgun) C.Palmer pass incomplete short right to J.Gresham.

Washington Redskins vs Arizona Cardinals at University of Phoenix Stadium

- 2-10-ARZ 48 (1:37) C.Palmer pass short middle to D.Johnson to WAS 43 for 9 yards (W.Compton).  
Timeout #1 by ARZ at 01:29.
- 3-1-WAS 43 (1:29) D.Johnson up the middle to WAS 39 for 4 yards (W.Compton). R10
- 1-10-WAS 39 (1:09) (No Huddle, Shotgun) C.Palmer pass short middle to L.Fitzgerald to WAS 32 for 7 yards (B.Breeland).
- 2-3-WAS 32 (:48) (No Huddle, Shotgun) C.Palmer sacked at WAS 41 for -9 yards (R.Kerrigan).  
Timeout #2 by ARZ at 00:36.
- 3-12-WAS 41 (:36) (Shotgun) C.Palmer pass short middle to D.Johnson to WAS 18 for 23 yards (W.Blackmon). P11  
Timeout #3 by ARZ at 00:29.
- 1-10-WAS 18 (:29) (Shotgun) C.Palmer pass short left to D.Johnson to WAS 10 for 8 yards (S.Cravens).
- 2-2-WAS 10 (:17) C.Palmer spiked the ball to stop the clock.
- 3-2-WAS 10 (:16) (Shotgun) C.Palmer pass incomplete short right to M.Floyd (J.Norman).
- 4-2-WAS 10 (:11) C.Catanzaro 28 yard field goal is GOOD, Center-A.Brewer, Holder-D.Butler.

WAS 6 ARZ 10, 12 plays, 65 yards, 1:45 drive, 14:53 elapsed

C.Catanzaro kicks 50 yards from ARZ 35 to WAS 15. M.Harris to WAS 21 for 6 yards (J.Bethel). FUMBLES (J.Bethel), recovered by WAS-C.Thompson at WAS 19. C.Thompson to WAS 19 for no gain (H.Valles).

Washington Redskins at 0:07, (1st play from scrimmage 0:02)

- 1-10-WAS 19 (:02) K.Cousins kneels to WAS 18 for -1 yards.

END OF QUARTER

|                     | Score | Time Poss | First Downs |   |   |   | Efficiencies |        |
|---------------------|-------|-----------|-------------|---|---|---|--------------|--------|
|                     |       |           | R           | P | X | T | 3 Down       | 4 Down |
| Washington Redskins | 6     | 9:06      | 1           | 4 | 0 | 5 | 1/3          | 0/0    |
| Arizona Cardinals   | 10    | 5:54      | 1           | 3 | 0 | 4 | 3/6          | 0/0    |

## Third Quarter

12/4/2016

## Play By Play

WAS elects to Receive, and ARZ elects to defend the goal.

C.Catanzaro kicks 65 yards from ARZ 35 to WAS 0. M.Harris ran ob at WAS 26 for 26 yards (B.Golden).

Washington Redskins at 15:00, (1st play from scrimmage 14:55)

|                    |  |     |
|--------------------|--|-----|
| 1-10-WAS 26        | (14:55) K.Cousins pass short left to P.Garcon pushed ob at WAS 36 for 10 yards (M.Cooper).   | P8  |
| <u>1-10-WAS 36</u> | (14:15) (Shotgun) K.Cousins pass deep middle to D.Jackson to ARZ 5 for 59 yards (T.Branch). ARZ-C.Campbell was injured during the play.                                    | P9  |
| <u>1-5-ARZ 5</u>   | (13:39) K.Cousins pass incomplete short right.   |     |
| 2-5-ARZ 5          | (13:32) (Shotgun) R.Kelley up the middle to ARZ 1 for 4 yards (J.Mauro).   |     |
| 3-1-ARZ 1          | (12:45) A.Kouandjio and H.Bates reported in as eligible. K.Cousins up the middle for 1 yard, TOUCHDOWN.<br>D.Hopkins extra point is GOOD, Center-N.Sundberg, Holder-T.Way. | R10 |

Timeout at 12:36.

|  |
|--|
| WAS 13 ARZ 10, 5 plays, 74 yards, 2:24 drive, 2:24 elapsed |
|--|

D.Hopkins kicks 65 yards from WAS 35 to end zone, Touchback.

Arizona Cardinals at 12:36

|                    |   |     |
|--------------------|---|-----|
| 1-10-ARZ 25        | (12:36) C.Palmer pass short middle to J.Gresham to ARZ 36 for 11 yards (P.Smith).   | P12 |
| <u>1-10-ARZ 36</u> | (11:57) D.Johnson up the middle to ARZ 45 for 9 yards (D.Ihenacho).   |     |
| 2-1-ARZ 45         | (11:14) D.Johnson up the middle to 50 for 5 yards (E.Hood).   | R13 |
| <u>1-10-50</u>     | (10:38) (Shotgun) C.Palmer pass short left to L.Fitzgerald to WAS 46 for 4 yards (T.Murphy).  |     |
| 2-6-WAS 46         | (9:58) C.Palmer pass incomplete short right to M.Floyd (Q.Dunbar).  |     |
| 3-6-WAS 46         | (9:53) (Shotgun) C.Palmer pass short right to D.Johnson pushed ob at WAS 34 for 12 yards (S.Cravens).   | P14 |
| <u>1-10-WAS 34</u> | (9:18) C.Palmer pass short left to D.Johnson to WAS 32 for 2 yards (R.Jean Francois).<br>PENALTY on WAS-R.Kerrigan, Defensive Offside, 5 yards, enforced at WAS 34 - No Play. |     |
| 1-5-WAS 29         | (8:48) A.Ellington left tackle to WAS 30 for -1 yards (C.Jenkins).  |     |
| 2-6-WAS 30         | (8:08) (Shotgun) C.Palmer pass incomplete short left to J.Nelson.   |     |
| 3-6-WAS 30         | (8:03) (Shotgun) C.Palmer pass short left to M.Floyd to WAS 23 for 7 yards (W.Blackmon).  | P15 |
| <u>1-10-WAS 23</u> | (7:19) C.Palmer pass incomplete deep right to D.Johnson (Q.Dunbar).   |     |
| 2-10-WAS 23        | (7:11) A.Ellington up the middle to WAS 25 for -2 yards (E.Hood).   |     |
| 3-12-WAS 25        | (6:28) (Shotgun) C.Palmer sacked at WAS 35 for -10 yards (T.Murphy).  |     |
| 4-22-WAS 35        | (5:40) C.Catanzaro 53 yard field goal is No Good, Wide Left, Center-A.Brewer, Holder-D.Butler.  |     |

Timeout at 05:34.

Washington Redskins at 5:34

|             |  |  |
|-------------|--|--|
| 1-10-WAS 43 | (5:34) (Shotgun) R.Kelley up the middle to WAS 45 for 2 yards (J.Mauro). WAS-T.Nsekhe was injured during the play.   |  |
| 2-8-WAS 45  | (5:13) (Shotgun) K.Cousins sacked at WAS 36 for -9 yards (C.Campbell). FUMBLES (C.Campbell) [C.Campbell], RECOVERED by ARZ-M.Golden at WAS 30. M.Golden to WAS 10 for 20 yards (C.Thompson). |  |

Arizona Cardinals at 5:01

|             |  |     |
|-------------|--|-----|
| 1-10-WAS 10 | (5:01) (Shotgun) D.Johnson up the middle to WAS 6 for 4 yards (P.Smith).   |     |
| 2-6-WAS 6   | (4:20) (Shotgun) C.Palmer pass incomplete short right to D.Johnson (E.Hood).   |     |
| 3-6-WAS 6   | (4:16) (Shotgun) C.Palmer pass short left to M.Floyd for 6 yards, TOUCHDOWN.<br>C.Catanzaro extra point is GOOD, Center-A.Brewer, Holder-D.Butler. | P16 |

Timeout at 04:10.

|   |
|---|
| WAS 13 ARZ 17, 3 plays, 10 yards, 0:51 drive, 10:50 elapsed |
|---|

C.Catanzaro kicks 65 yards from ARZ 35 to end zone, Touchback.

Timeout at 04:10.

Washington Redskins at 4:10

|                    |  |     |
|--------------------|--|-----|
| 1-10-WAS 25        | (4:10) R.Kelley up the middle to WAS 28 for 3 yards (D.Bucannon).  |     |
| 2-7-WAS 28         | (3:32) (Shotgun) K.Cousins pass short left to J.Crowder to WAS 30 for 2 yards (T.Branch).                                      |     |
| 3-5-WAS 30         | (2:50) (Shotgun) K.Cousins pass short left to P.Garcon to ARZ 42 for 28 yards (T.Jefferson) [M.Golden].                        | P11 |
| <u>1-10-ARZ 42</u> | (2:09) (Shotgun) K.Cousins pass incomplete short middle to V.Davis (T.Jefferson). ARZ-T.Jefferson was injured during the play. |     |
| 2-10-ARZ 42        | (2:05) (Shotgun) C.Thompson up the middle to ARZ 26 for 16 yards (Ch.Jones).   | R12 |
| <u>1-10-ARZ 26</u> | (1:26) K.Cousins pass incomplete deep left to P.Garcon.  |     |
| 2-10-ARZ 26        | (1:19) (Shotgun) K.Cousins pass incomplete short right to J.Crowder (T.Branch).  |     |
| 3-10-ARZ 26        | (1:12) (Shotgun) K.Cousins pass deep middle to J.Crowder for 26 yards, TOUCHDOWN.  | P13 |

Washington Redskins vs Arizona Cardinals at University of Phoenix Stadium  
D.Hopkins extra point is GOOD, Center-N.Sundberg, Holder-T.Way.

WAS 20 ARZ 17, 8 plays, 75 yards, 3:04 drive, 13:54 elapsed

D.Hopkins kicks 65 yards from WAS 35 to end zone, Touchback.

Arizona Cardinals at 1:06

- 1-10-ARZ 25 (1:06) C.Palmer pass incomplete deep middle to M.Floyd [T.Murphy].
- 2-10-ARZ 25 (1:00) (Shotgun) C.Palmer pass short right to J.Gresham to ARZ 32 for 7 yards (W.Compton).
- 3-3-ARZ 32 (:17) (Shotgun) C.Palmer pass short middle to L.Fitzgerald to ARZ 35 for 3 yards (W.Compton, D.Whitner).

P17

| END OF QUARTER      | Score | Time Poss | First Downs |   |   |   | Efficiencies |        |
|---------------------|-------|-----------|-------------|---|---|---|--------------|--------|
|                     |       |           | R           | P | X | T | 3 Down       | 4 Down |
| Washington Redskins | 20    | 6:01      | 2           | 4 | 0 | 6 | 3/3          | 0/0    |
| Arizona Cardinals   | 17    | 8:59      | 1           | 5 | 0 | 6 | 4/5          | 0/0    |



## Fourth Quarter

12/4/2016

## Play By Play

Arizona Cardinals continued.

|                    |   |     |
|--------------------|---|-----|
| <u>1-10-ARZ 35</u> | (15:00) C.Palmer pass short middle to L.Fitzgerald to ARZ 38 for 3 yards (D.Ihenacho).  |     |
| 2-7-ARZ 38         | (14:17) (Shotgun) C.Palmer pass incomplete short right to J.Gresham.  |     |
|                    | PENALTY on ARZ-J.Gresham, Offensive Holding, 10 yards, enforced at ARZ 38 - No Play.  |     |
| 2-17-ARZ 28        | (14:13) (Shotgun) C.Palmer pass short right to D.Fells to ARZ 37 for 9 yards (K.Fuller).  |     |
| 3-8-ARZ 37         | (13:36) (Shotgun) C.Palmer pass short left to J.Gresham pushed ob at ARZ 46 for 9 yards (W.Blackmon).   | P18 |
| <u>1-10-ARZ 46</u> | (13:00) (Shotgun) C.Palmer pass short middle to J.Gresham to WAS 43 for 11 yards (K.Fuller; M.Foster).  | P19 |
| <u>1-10-WAS 43</u> | (12:20) D.Johnson up the middle to WAS 30 for 13 yards (W.Blackmon).  | R20 |
| <u>1-10-WAS 30</u> | (11:38) (Shotgun) C.Palmer pass short right to L.Fitzgerald to WAS 25 for 5 yards (B.Breeland; M.Foster). WAS-W.Blackmon was injured during the play. |     |
| 2-5-WAS 25         | (11:16) (Shotgun) C.Palmer pass short right to D.Johnson for 25 yards, TOUCHDOWN.   | P21 |
|                    | C.Catanzaro extra point is GOOD, Center-A.Brewer, Holder-D.Butler.  |     |

Timeout at 11:09.

WAS 20 ARZ 24, 10 plays, 75 yards, 4:57 drive, 3:51 elapsed

C.Catanzaro kicks 65 yards from ARZ 35 to end zone, Touchback.

Washington Redskins at 11:09

|                    |   |     |
|--------------------|---|-----|
| 1-10-WAS 25        | (11:09) (Shotgun) R.Kelley up the middle to WAS 35 for 10 yards (K.Minter; T.Branch).                               | R14 |
| <u>1-10-WAS 35</u> | (10:27) K.Cousins pass incomplete short right [F.Rucker]. ARZ-D.Swearenger was injured during the play.             |     |
| 2-10-WAS 35        | (10:18) (Shotgun) K.Cousins pass short left to J.Crowder to WAS 49 for 14 yards (K.Minter) [Ch.Jones].              | P15 |
| <u>1-10-WAS 49</u> | (9:41) R.Kelley right end to WAS 46 for -3 yards (D.Bucannon).  |     |
| 2-13-WAS 46        | (8:56) (Shotgun) K.Cousins pass short middle to V.Davis pushed ob at ARZ 43 for 11 yards (D.Bucannon) [C.Campbell]. |     |
| 3-2-ARZ 43         | (8:17) (Shotgun) K.Cousins pass short left to V.Davis to ARZ 36 for 7 yards (T.Jefferson).                          | P16 |
| <u>1-10-ARZ 36</u> | (7:36) R.Kelley left tackle to ARZ 33 for 3 yards (F.Rucker).   |     |
| 2-7-ARZ 33         | (6:55) K.Cousins pass short middle to M.Harris to ARZ 35 for -2 yards (D.Bucannon).                                 |     |
| 3-9-ARZ 35         | (6:11) (Shotgun) K.Cousins pass incomplete short left to J.Crowder.   |     |
| 4-9-ARZ 35         | (6:06) D.Hopkins 53 yard field goal is GOOD, Center-N.Sundberg, Holder-T.Way.                                       |     |

Timeout at 06:01.

WAS 23 ARZ 24, 10 plays, 40 yards, 5:08 drive, 8:59 elapsed

D.Hopkins kicks 65 yards from WAS 35 to end zone, Touchback.

Arizona Cardinals at 6:01

|                    |   |     |
|--------------------|---|-----|
| 1-10-ARZ 25        | (6:01) D.Johnson left end to ARZ 28 for 3 yards (D.Ihenacho).   |     |
| 2-7-ARZ 28         | (5:14) C.Palmer pass short middle to L.Fitzgerald to ARZ 32 for 4 yards (R.Jean Francois).                        |     |
|                    | Timeout #1 by ARZ at 04:32.   |     |
| 3-3-ARZ 32         | (4:32) (Shotgun) C.Palmer pass short left to D.Johnson to ARZ 34 for 2 yards (J.Norman).                          |     |
| 4-1-ARZ 34         | (3:47) D.Johnson up the middle to ARZ 48 for 14 yards (J.Norman).   | R22 |
| <u>1-10-ARZ 48</u> | (2:59) C.Palmer pass short right to M.Floyd to WAS 47 for 5 yards (B.Breeland).                                   |     |
| 2-5-WAS 47         | (2:16) C.Palmer pass incomplete deep right.   |     |
| 3-5-WAS 47         | (2:11) (Shotgun) C.Palmer pass incomplete short left to L.Fitzgerald (J.Norman).                                  |     |
|                    | PENALTY on WAS-J.Norman, Defensive Holding, 5 yards, enforced at WAS 47 - No Play.                                | X23 |
| <u>1-10-WAS 42</u> | (2:07) D.Johnson up the middle to WAS 42 for no gain (M.Foster).  |     |
|                    | Timeout #1 by WAS at 02:03.   |     |
| 2-10-WAS 42        | (2:03) C.Palmer pass deep middle to J.Nelson for 42 yards, TOUCHDOWN.   | P24 |
|                    | The Replay Official reviewed the pass completion ruling, and the play was Upheld. The ruling on the field stands. |     |
|                    | C.Catanzaro extra point is GOOD, Center-A.Brewer, Holder-D.Butler.  |     |

Two-Minute Warning

WAS 23 ARZ 31, 8 plays, 75 yards, 1 penalty, 4:05 drive, 13:04 elapsed

C.Catanzaro kicks 65 yards from ARZ 35 to end zone, Touchback.

Washington Redskins at 1:56

|                    |  |     |
|--------------------|--|-----|
| 1-10-WAS 25        | (1:56) (Shotgun) K.Cousins pass short right to P.Garcon to WAS 28 for 3 yards (M.Golden).  |     |
| 2-7-WAS 28         | (1:33) (No Huddle, Shotgun) K.Cousins pass incomplete deep left to J.Crowder [C.Campbell]. |     |
|                    | PENALTY on ARZ-C.Campbell, Roughing the Passer, 15 yards, enforced at WAS 28 - No Play.    | X17 |
| <u>1-10-WAS 43</u> | (1:27) (Shotgun) K.Cousins pass incomplete short left to J.Crowder.                        |     |

Washington Redskins vs Arizona Cardinals at University of Phoenix Stadium

- 2-10-WAS 43 (1:22) (Shotgun) K.Cousins pass short left to R.Grant to ARZ 49 for 8 yards (M.Cooper).  
 PENALTY on ARZ-P.Peterson, Illegal Use of Hands, 5 yards, enforced at WAS 43 - No Play. X18
- ~~1-10-WAS 48~~ (1:16) (Shotgun) K.Cousins pass short middle to V.Davis to ARZ 34 for 18 yards (P.Peterson). P19
- ~~1-10-ARZ 34~~ (:57) (No Huddle, Shotgun) K.Cousins pass short right to V.Davis pushed ob at ARZ 28 for 6 yards (T.Jefferson).
- 2-4-ARZ 28 (:52) (Shotgun) K.Cousins pass incomplete short left to D.Jackson [D.Swearinger].
- 3-4-ARZ 28 (:48) (Shotgun) K.Cousins pass short right intended for J.Crowder INTERCEPTED by P.Peterson [M.Golden] at ARZ 18. P.Peterson to ARZ 20 for 2 yards (J.Crowder).

Arizona Cardinals at 0:41

- 1-10-ARZ 20 (:41) C.Palmer kneels to ARZ 19 for -1 yards.

END OF QUARTER

|                     | Score | Time Poss | First Downs |   |   |   | Efficiencies |        |
|---------------------|-------|-----------|-------------|---|---|---|--------------|--------|
|                     |       |           | R           | P | X | T | 3 Down       | 4 Down |
| Washington Redskins | 23    | 6:23      | 1           | 3 | 2 | 6 | 1/3          | 0/0    |
| Arizona Cardinals   | 31    | 8:37      | 2           | 4 | 1 | 7 | 1/2          | 1/1    |

# Miscellaneous Statistics Report

Washington Redskins vs Arizona Cardinals  
12/4/2016 at University of Phoenix Stadium

## Ten Longest Plays for Washington Redskins

| Yards | Qtr | Play Start  | Play Description  |
|-------|-----|-------------|---|
| 59    | 3   | 1-10-WAS 36 | (14:15) (Shotgun) K.Cousins pass deep middle to D.Jackson to ARZ 5 for 59 yards (T.Branch). ARZ-C.Campbell was injured during the play. |
| 28    | 3   | 3-5-WAS 30  | (2:50) (Shotgun) K.Cousins pass short left to P.Garcon to ARZ 42 for 28 yards (T.Jefferson) [M.Golden].                                 |
| 26    | 3   | 3-10-ARZ 26 | (1:12) (Shotgun) K.Cousins pass deep middle to J.Crowder for 26 yards, TOUCHDOWN.   |
| 21    | 2   | 2-9-WAS 32  | (12:44) (Shotgun) K.Cousins pass short middle to C.Thompson pushed ob at ARZ 47 for 21 yards (D.Swearinger).                            |
| 19    | 2   | 1-10-ARZ 47 | (12:15) (Shotgun) R.Kelley up the middle to ARZ 28 for 19 yards (T.Branch).   |
| 18    | 4   | 1-10-WAS 48 | (1:16) (Shotgun) K.Cousins pass short middle to V.Davis to ARZ 34 for 18 yards (P.Peterson).  |
| 16    | 3   | 2-10-ARZ 42 | (2:05) (Shotgun) C.Thompson up the middle to ARZ 26 for 16 yards (Ch.Jones).  |
| 14    | 4   | 2-10-WAS 35 | (10:18) (Shotgun) K.Cousins pass short left to J.Crowder to WAS 49 for 14 yards (K.Minter) [Ch.Jones].                                  |
| 13    | 1   | 2-4-WAS 31  | (2:45) (Shotgun) R.Kelley up the middle to WAS 44 for 13 yards (M.Cooper; T.Jefferson).   |
| 13    | 2   | 2-6-ARZ 14  | (3:44) (Shotgun) K.Cousins pass short left to R.Grant to ARZ 1 for 13 yards (M.Cooper).   |

## Ten Longest Plays for Arizona Cardinals

| Yards | Qtr | Play Start  | Play Description  |
|-------|-----|-------------|---|
| 42    | 4   | 2-10-WAS 42 | (2:03) C.Palmer pass deep middle to J.Nelson for 42 yards, TOUCHDOWN.                                     |
| 25    | 4   | 2-5-WAS 25  | (11:16) (Shotgun) C.Palmer pass short right to D.Johnson for 25 yards, TOUCHDOWN.                         |
| 23    | 2   | 2-10-ARZ 25 | (1:49) (Shotgun) C.Palmer pass short middle to L.Fitzgerald pushed ob at ARZ 48 for 23 yards (W.Compton). |
| 23    | 2   | 3-12-WAS 41 | (:36) (Shotgun) C.Palmer pass short middle to D.Johnson to WAS 18 for 23 yards (W.Blackmon).              |
| 14    | 1   | 3-12-WAS 15 | (8:12) (Shotgun) C.Palmer pass short middle to J.Gresham to WAS 1 for 14 yards (B.Breeland).              |
| 14    | 2   | 3-9-ARZ 9   | (15:00) (Shotgun) C.Palmer pass short left to L.Fitzgerald to ARZ 23 for 14 yards (J.Norman).             |
| 14    | 4   | 4-1-ARZ 34  | (3:47) D.Johnson up the middle to ARZ 48 for 14 yards (J.Norman).   |
| 13    | 1   | 3-11-ARZ 48 | (11:48) (Shotgun) C.Palmer pass short left to D.Johnson ran ob at WAS 39 for 13 yards.                    |
| 13    | 4   | 1-10-WAS 43 | (12:20) D.Johnson up the middle to WAS 30 for 13 yards (W.Blackmon).                                      |
| 12    | 1   | 2-8-ARZ 37  | (13:44) (Shotgun) C.Palmer pass short left to L.Fitzgerald to ARZ 49 for 12 yards (E.Hood).               |

## Touchdown Scoring Information

|                |                     | Offense | Defense | Special Teams |
|----------------|---------------------|---------|---------|---------------|
| <b>VISITOR</b> | Washington Redskins | 2       | 0       | 0             |
| <b>HOME</b>    | Arizona Cardinals   | 4       | 0       | 0             |

## Player Scoring Information

| Club | Player      | TD | Rush TD | Rec TD | KO TD | Punt TD | Int TD | Fum TD | Misc TD | FG | XP | 2Pt Rush | 2Pt Rec | Sfty | Points |
|------|-------------|----|---------|--------|-------|---------|--------|--------|---------|----|----|----------|---------|------|--------|
| WAS  | D.Hopkins   | 0  | 0       | 0      | 0     | 0       | 0      | 0      | 0       | 3  | 2  | 0        | 0       | 0    | 11     |
| WAS  | K.Cousins   | 0  | 1       | 0      | 0     | 0       | 0      | 0      | 0       | 0  | 0  | 0        | 0       | 0    | 6      |
| WAS  | J.Crowder   | 0  | 0       | 1      | 0     | 0       | 0      | 0      | 0       | 0  | 0  | 0        | 0       | 0    | 6      |
| ARZ  | D.Johnson   | 0  | 1       | 1      | 0     | 0       | 0      | 0      | 0       | 0  | 0  | 0        | 0       | 0    | 12     |
| ARZ  | C.Catanzaro | 0  | 0       | 0      | 0     | 0       | 0      | 0      | 0       | 1  | 4  | 0        | 0       | 0    | 7      |
| ARZ  | J.Nelson    | 0  | 0       | 1      | 0     | 0       | 0      | 0      | 0       | 0  | 0  | 0        | 0       | 0    | 6      |
| ARZ  | M.Floyd     | 0  | 0       | 1      | 0     | 0       | 0      | 0      | 0       | 0  | 0  | 0        | 0       | 0    | 6      |

## Possession Detail

|                             | First Half |      | Second Half |       | Game    |       |
|-----------------------------|------------|------|-------------|-------|---------|-------|
|                             | Visitor    | Home | Visitor     | Home  | Visitor | Home  |
| Largest Lead                | 0          | 7    | 3           | 8     | 3       | 8     |
| Drives Leading              | 0          | 4    | 1           | 2     | 1       | 6     |
| Time of Possession Leading  | 0:00       | 7:53 | 0:33        | 4:46  | 0:33    | 12:39 |
| Largest Deficit             | -7         | 0    | -8          | -3    | -8      | -3    |
| Drives Trailing             | 5          | 0    | 4           | 3     | 9       | 3     |
| Time of Possession Trailing | 13:50      | 0:00 | 11:51       | 12:50 | 25:41   | 12:50 |
| Times Score Tied Up         |            | 0    |             | 0     |         | 0     |
| Lead Changes                |            | 1    |             | 4     |         | 5     |

# Playtime Percentage

Percent of playtime per player on offense, defense and special teams

| Washington Redskins |    |         |         |               |    | Arizona Cardinals |              |            |         |               |      |     |     |
|---------------------|----|---------|---------|---------------|----|-------------------|--------------|------------|---------|---------------|------|-----|-----|
|                     |    | Offense | Defense | Special Teams |    |                   |              | Offense    | Defense | Special Teams |      |     |     |
| S Lauvao            | G  | 60      | 100%    |               | 5  | 18%               | M Iupati     | G          | 76      | 100%          | 6    | 21% |     |
| B Scherff           | G  | 60      | 100%    |               | 4  | 14%               | J Wetzel     | T          | 76      | 100%          | 6    | 21% |     |
| M Moses             | T  | 60      | 100%    |               | 1  | 4%                | D Humphries  | T          | 76      | 100%          | 6    | 21% |     |
| K Cousins           | QB | 60      | 100%    |               |    |                   | U John       | T          | 76      | 100%          |      |     |     |
| T Nsekhe            | T  | 59      | 98%     |               | 5  | 18%               | C Palmer     | QB         | 76      | 100%          |      |     |     |
| V Davis             | TE | 59      | 98%     |               |    |                   | A Shipley    | C          | 76      | 100%          |      |     |     |
| J Crowder           | WR | 50      | 83%     |               | 3  | 11%               | J Gresham    | TE         | 72      | 95%           |      |     |     |
| P Garcon            | WR | 48      | 80%     |               |    |                   | M Floyd      | WR         | 70      | 92%           |      |     |     |
| D Jackson           | WR | 45      | 75%     |               |    |                   | L Fitzgerald | WR         | 70      | 92%           |      |     |     |
| J Sullivan          | C  | 43      | 72%     |               | 5  | 18%               | D Johnson    | RB         | 68      | 89%           |      |     |     |
| R Kelley            | RB | 34      | 57%     |               |    |                   | J Nelson     | WR         | 34      | 45%           |      |     |     |
| C Thompson          | RB | 26      | 43%     |               | 6  | 21%               | D Fells      | TE         | 25      | 33%           |      |     |     |
| S Long              | G  | 17      | 28%     |               | 1  | 4%                | J Brown      | WR         | 21      | 28%           |      |     |     |
| M Harris            | WR | 16      | 27%     |               | 6  | 21%               | A Ellington  | RB         | 13      | 17%           | 6    | 21% |     |
| D Carrier           | TE | 11      | 18%     |               | 11 | 39%               | H Valles     | TE         | 3       | 4%            | 16   | 57% |     |
| R Grant             | WR | 6       | 10%     |               | 12 | 43%               | B Golden     | WR         | 2       | 3%            | 16   | 57% |     |
| A Kouandjio         | G  | 3       | 5%      |               | 4  | 14%               | S Taylor     | RB         | 1       | 1%            | 15   | 54% |     |
| H Bates             | LB | 2       | 3%      | 1             | 1% | 23                | 82%          | K Williams | RB      | 1             | 1%   | 13  | 46% |
| V Painter           | T  | 1       | 2%      |               | 5  | 18%               | D Bucannon   | LB         |         | 60            | 100% | 1   | 4%  |
| J Norman            | CB |         | 76      | 100%          | 6  | 21%               | T Jefferson  | SS         |         | 59            | 98%  | 15  | 54% |
| W Compton           | LB |         | 74      | 97%           | 7  | 25%               | P Peterson   | CB         |         | 59            | 98%  | 12  | 43% |
| B Breeland          | CB |         | 65      | 86%           | 4  | 14%               | D Swearinger | FS         |         | 59            | 98%  | 7   | 25% |
| D Ihenacho          | SS |         | 63      | 83%           | 15 | 54%               | M Cooper     | CB         |         | 58            | 97%  | 2   | 7%  |
| R Kerrigan          | LB |         | 63      | 83%           | 6  | 21%               | K Minter     | LB         |         | 57            | 95%  | 5   | 18% |
| P Smith             | LB |         | 58      | 76%           | 7  | 25%               | T Branch     | SS         |         | 51            | 85%  | 11  | 39% |
| C Baker             | DE |         | 58      | 76%           |    |                   | C Jones      | LB         |         | 50            | 83%  | 6   | 21% |
| K Fuller            | CB |         | 55      | 72%           | 3  | 11%               | C Campbell   | DT         |         | 44            | 73%  | 12  | 43% |
| D Whitner           | SS |         | 52      | 68%           |    |                   | M Golden     | LB         |         | 43            | 72%  | 1   | 4%  |
| T Murphy            | LB |         | 47      | 62%           | 7  | 25%               | C Peters     | NT         |         | 30            | 50%  | 11  | 39% |
| M Foster            | LB |         | 41      | 54%           | 14 | 50%               | J Mauro      | DT         |         | 27            | 45%  | 5   | 18% |
| E Hood              | DE |         | 39      | 51%           | 11 | 39%               | F Rucker     | DT         |         | 23            | 38%  |     |     |
| S Cravens           | LB |         | 37      | 49%           | 12 | 43%               | A Okafor     | LB         |         | 17            | 28%  | 5   | 18% |
| R Jean Francois     | DE |         | 33      | 43%           | 6  | 21%               | R Gunter     | DT         |         | 12            | 20%  | 11  | 39% |
| W Blackmon          | FS |         | 31      | 41%           |    |                   | T Simon      | CB         |         | 5             | 8%   | 1   | 4%  |
| C Jenkins           | DT |         | 18      | 24%           | 6  | 21%               | X Williams   | NT         |         | 5             | 8%   |     |     |
| Q Dunbar            | CB |         | 17      | 22%           | 13 | 46%               | Z Gooden     | LB         |         | 1             | 2%   | 16  | 57% |
| M Ioannidis         | DT |         | 8       | 11%           | 6  | 21%               | K Martin     | LB         |         |               |      | 27  | 96% |
| D Everett           | FS |         |         |               | 17 | 61%               | J Bethel     | CB         |         |               |      | 21  | 75% |
| M Spaight           | LB |         |         |               | 17 | 61%               | B Williams   | CB         |         |               |      | 13  | 46% |
| T Garvin            | LB |         |         |               | 17 | 61%               | C Catanzaro  | K          |         |               |      | 12  | 43% |
| D Hopkins           | K  |         |         |               | 11 | 39%               | A Brewer     | LS         |         |               |      | 9   | 32% |
| M Brown             | RB |         |         |               | 9  | 32%               | D Butler     | P          |         |               |      | 9   | 32% |
| G Toler             | CB |         |         |               | 9  | 32%               | E Watford    | G          |         |               |      | 6   | 21% |
| N Sundberg          | LS |         |         |               | 7  | 25%               | E Boehm      | C          |         |               |      | 6   | 21% |
| T Way               | P  |         |         |               | 7  | 25%               |              |            |         |               |      |     |     |

# National Football League Game Summary

NFL Copyright © 2016 by The National Football League. All rights reserved. This summary and play-by-play is for the express purpose of assisting media in their coverage of the game; any other use of this material is prohibited without the written permission of the National Football League. Updated: 12/21/2016

Date: Sunday, 12/11/2016

## Washington Redskins at Philadelphia Eagles

Start Time: 1:03 PM EST

at Lincoln Financial Field, Philadelphia, Pa.

### Game Day Weather

Game Weather: Cloudy  
Played Outdoor on Turf: Grass

Temp: 35° F (1.7° C) Humidity: 50%, Wind: S 3 mph  
Wind Chill: 33

### Officials

|                               |                                    |                                     |
|-------------------------------|------------------------------------|-------------------------------------|
| Referee: Corrente, Tony (99)  | Umpire: Ferrell, Dan (64)          | Head Linesman: Turner, Patrick (13) |
| Line Judge: Longson, Bart (2) | Side Judge: Vernatchi, Rob (75)    | Field Judge: Horton, Buddy (82)     |
| Back Judge: Prukop, Todd (30) | Replay Official: Yurk, Russell ( ) |                                     |

### Lineups

| Washington Redskins |             |         |                 | Philadelphia Eagles |              |         |            |
|---------------------|-------------|---------|-----------------|---------------------|--------------|---------|------------|
| Offense             |             | Defense |                 | Offense             |              | Defense |            |
| WR 88               | P.Garcon    | LDE 99  | R.Jean Francois | WR 17               | N.Agholor    | DE 55   | B.Graham   |
| LT 71               | T.Williams  | NT 90   | E.Hood          | LT 71               | J.Peters     | DT 91   | F.Cox      |
| LG 74               | A.Kouandjio | RDE 92  | C.Baker         | LG 61               | S.Wisniewski | DT 96   | B.Logan    |
| C 56                | J.Sullivan  | SLB 94  | P.Smith         | C 62                | J.Kelce      | DE 98   | C.Barwin   |
| RG 75               | B.Scherff   | MLB 51  | W.Compton       | RG 73               | I.Seumalo    | OLB 53  | N.Bradham  |
| RT 76               | M.Moses     | MLB 54  | M.Foster        | RT 76               | A.Barbre     | MLB 58  | J.Hicks    |
| TE 85               | V.Davis     | WLB 91  | R.Kerrigan      | TE 86               | Z.Ertz       | CB 21   | L.McKelvin |
| WR 80               | J.Crowder   | CB 26   | B.Breeland      | WR 81               | J.Matthews   | CB 22   | N.Carroll  |
| WR 11               | D.Jackson   | CB 24   | J.Norman        | TE 87               | B.Celek      | S 23    | R.McLeod   |
| QB 8                | K.Cousins   | SS 39   | D.Whitner       | RB 28               | W.Smallwood  | S 27    | M.Jenkins  |
| RB 32               | R.Kelley    | FS 29   | D.Ihenacho      | QB 11               | C.Wentz      | DB 26   | J.Watkins  |

### Substitutions

K 3 D.Hopkins, P 5 T.Way, WR 13 M.Harris, WR 14 R.Grant, CB 20 G.Toler, S 22 D.Everett, RB 25 C.Thompson, RB 34 M.Brown, S 36 S.Cravens, CB 38 K.Fuller, CB 47 Q.Dunbar, LB 50 M.Spaight, LB 52 T.Garvin, LS 57 N.Sundberg, OL 60 V.Painter, DL 73 C.Jenkins, T 79 T.Nsekhe, TE 86 J.Reed, TE 89 D.Carrier, LB/DE 93 T.Murphy, LB 96 H.Bates, DE 98 M.Ioannidis

### Substitutions

K 6 C.Sturgis, P 8 D.Jones, WR 16 B.Treggs, WR 19 P.Turner, RB 24 R.Mathews, S 29 T.Brooks, CB 31 J.Mills, CB 37 C.Smith, S 42 C.Maragos, RB 43 D.Sproles, LS 46 J.Dorenbos, TE 47 T.Burton, LB 50 S.Tulloch, DE 51 S.Means, LB 52 N.Goode, DE 56 B.Braman, G/T 64 M.Tobin, C/G 68 J.Andrews, DE 75 V.Curry, DE 90 M.Smith, DT 94 B.Allen, LB 95 M.Kendricks, DT 97 D.Vaeao

### Did Not Play

QB 16 C.McCoy, G 78 K.Lichtensteiger

### Did Not Play

QB 10 C.Daniel

### Not Active

QB 2 N.Sudfeld, WR 19 R.Ross, RB 31 M.Jones, S 41 W.Blackmon, G 61 S.Long, DE 72 A.Lanier, G 77 S.Lauvao

### Not Active

WR 18 D.Green-Beckham, RB 34 K.Barner, LB 54 K.Grugier-Hill, G 69 D.Gordon, T 72 H.Vaitai, DT 77 T.Hart, G 79 B.Brooks

### Field Goals (made ( ) & missed)

|          |                     | D.Hopkins | 38LU | C.Sturgis | (45) (36) (41) |    |   |    |       |  |
|----------|---------------------|-----------|------|-----------|----------------|----|---|----|-------|--|
|          |                     |           |      | 1         | 2              | 3  | 4 | OT | Total |  |
| VISITOR: | Washington Redskins |           |      | 0         | 7              | 14 | 6 | 0  | 27    |  |
| HOME:    | Philadelphia Eagles |           |      | 3         | 10             | 0  | 9 | 0  | 22    |  |

### Scoring Plays

| Team     | Qtr | Time  | Play Description (Extra Point) (Drive Info)                        | Visitor | Home |
|----------|-----|-------|--|---------|------|
| Eagles   | 1   | 9:46  | C.Sturgis 45 yd. Field Goal (10-46, 5:14)                          | 0       | 3    |
| Eagles   | 2   | 10:29 | C.Sturgis 36 yd. Field Goal (10-53, 5:36)                          | 0       | 6    |
| Redskins | 2   | 4:11  | R.Kelley 22 yd. run (D.Hopkins kick) (10-69, 6:18)                 | 7       | 6    |
| Eagles   | 2   | 0:28  | D.Sproles 4 yd. pass from C.Wentz (C.Sturgis kick) (12-77, 3:43)   | 7       | 13   |
| Redskins | 3   | 9:14  | D.Jackson 80 yd. pass from K.Cousins (D.Hopkins kick) (2-81, 0:43) | 14      | 13   |
| Redskins | 3   | 0:07  | P.Garcon 15 yd. pass from K.Cousins (D.Hopkins kick) (6-54, 3:14)  | 21      | 13   |
| Eagles   | 4   | 13:11 | L.McKelvin 29 yd. interception return (pass failed)                | 21      | 19   |
| Eagles   | 4   | 4:59  | C.Sturgis 41 yd. Field Goal (11-37, 6:28)                          | 21      | 22   |
| Redskins | 4   | 1:53  | C.Thompson 25 yd. run (pass failed) (8-77, 3:06)                   | 27      | 22   |

# National Football League Game Summary

NFL Copyright © 2016 by The National Football League. All rights reserved. This summary and play-by-play is for the express purpose of assisting media in their coverage of the game; any other use of this material is prohibited without the written permission of the National Football League.

Updated: 12/21/2016

---

Paid Attendance: 69,596

Time: 3:10



## Washington Redskins vs Philadelphia Eagles

12/11/2016 at Lincoln Financial Field

## Final Team Statistics

|   | Visitor<br>Redskins | Home<br>Eagles |
|---|---------------------|----------------|
| TOTAL FIRST DOWNS                                 | 16                  | 24             |
| By Rushing  | 5                   | 5              |
| By Passing  | 10                  | 18             |
| By Penalty  | 1                   | 1              |
| THIRD DOWN EFFICIENCY                             | 2-7-29%             | 9-18-50%       |
| FOURTH DOWN EFFICIENCY                            | 1-1-100%            | 2-3-67%        |
| TOTAL NET YARDS                                   | 334                 | 383            |
| Total Offensive Plays (inc. times thrown passing) | 46                  | 76             |
| Average gain per offensive play                   | 7.3                 | 5.0            |
| NET YARDS RUSHING                                 | 107                 | 95             |
| Total Rushing Plays                               | 23                  | 26             |
| Average gain per rushing play                     | 4.7                 | 3.7            |
| Tackles for a loss-number and yards               | 2-2                 | 5-8            |
| NET YARDS PASSING                                 | 227                 | 288            |
| Times thrown - yards lost attempting to pass      | 2-7                 | 4-26           |
| Gross yards passing                               | 234                 | 314            |
| PASS ATTEMPTS-COMPLETIONS-HAD INTERCEPTED         | 21-14-1             | 46-32-1        |
| Avg gain per pass play (inc.# thrown passing)     | 9.9                 | 5.8            |
| KICKOFFS Number-In End Zone-Touchbacks            | 5-3-1               | 6-2-2          |
| PUNTS Number and Average                          | 3-47.0              | 2-53.0         |
| Had Blocked                                       | 0                   | 0              |
| FGs - PATs Had Blocked                            | 0-0                 | 0-0            |
| Net Punting Average                               | 45.3                | 46.5           |
| TOTAL RETURN YARDAGE (Not Including Kickoffs)     | 13                  | 34             |
| No. and Yards Punt Returns                        | 2-13                | 1-5            |
| No. and Yards Kickoff Returns                     | 4-85                | 4-65           |
| No. and Yards Interception Returns                | 1-0                 | 1-29           |
| PENALTIES Number and Yards                        | 5-86                | 5-54           |
| FUMBLES Number and Lost                           | 0-0                 | 3-1            |
| TOUCHDOWNS  | 4                   | 2              |
| Rushing   | 2                   | 0              |
| Passing   | 2                   | 1              |
| Interceptions                                     | 0                   | 1              |
| EXTRA POINTS Made-Attempts                        | 3-4                 | 1-2            |
| Kicking Made-Attempts                             | 3-3                 | 1-1            |
| Passing Made-Attempts                             | 0-1                 | 0-1            |
| FIELD GOALS Made-Attempts                         | 0-1                 | 3-3            |
| RED ZONE EFFICIENCY                               | 1-1-100%            | 1-4-25%        |
| GOAL TO GO EFFICIENCY                             | 1-1-100%            | 1-2-50%        |
| SAFETIES  | 0                   | 0              |
| FINAL SCORE                                       | 27                  | 22             |
| TIME OF POSSESSION                                | 23:22               | 36:38          |



Washington Redskins vs Philadelphia Eagles

12/11/2016 at Lincoln Financial Field

# Ball Possession And Drive Chart

## Washington Redskins

| #  | Time Recd | Time Lost | Time Poss | How Ball Obtained | Drive Began | # Play | Yds Gain | Yds Pen | Net Yds | 1st Down | Last Scrm | How Given Up |
|----|-----------|-----------|-----------|-------------------|-------------|--------|----------|---------|---------|----------|-----------|--------------|
| 1  | 9:46      | 8:08      | 1:38      | Kickoff           | WAS 25      | 3      | 8        | 0       | 8       | 0        | WAS 33    | Punt         |
| 2  | 4:30      | 1:05      | 3:25      | Interception      | WAS 20      | 8      | 36       | 24      | 60      | 3        | PHI 20    | Missed FG    |
| 3  | 10:29     | 4:11      | 6:18      | Kickoff           | WAS 31      | 10     | 69       | 0       | 69      | 5        | PHI 22    | Touchdown    |
| 4  | 0:28      | 0:00      | 0:28      | Kickoff           | WAS 7       | 1      | -1       | 0       | -1      | 0        | WAS 7     | End of Half  |
| 5  | 15:00     | 12:50     | 2:10      | Kickoff           | WAS 25      | 3      | -2       | 0       | -2      | 0        | WAS 23    | Punt         |
| 6  | 9:57      | 9:14      | 0:43      | Punt              | WAS 19      | 2      | 81       | 0       | 81      | 1        | WAS 20    | Touchdown    |
| 7  | 3:21      | 0:07      | 3:14      | Downs             | WAS 46      | 6      | 59       | -5      | 54      | 4        | * PHI 15  | Touchdown    |
| 8  | 13:35     | 13:11     | 0:24      | Punt              | WAS 16      | 2      | 4        | 0       | 4       | 0        | WAS 20    | Interception |
| 9  | 13:11     | 11:27     | 1:44      | Kickoff           | WAS 26      | 3      | 4        | 0       | 4       | 0        | WAS 30    | Punt         |
| 10 | 4:59      | 1:53      | 3:06      | Kickoff           | WAS 23      | 8      | 77       | 0       | 77      | 3        | PHI 25    | Touchdown    |
| 11 | 0:12      | 0:00      | 0:12      | Fumble            | WAS 34      | 1      | -1       | 0       | -1      | 0        | WAS 34    | End of Game  |

(272) Average WAS 25

## Philadelphia Eagles

| # | Time Recd | Time Lost | Time Poss | How Ball Obtained | Drive Began | # Play | Yds Gain | Yds Pen | Net Yds | 1st Down | Last Scrm | How Given Up |
|---|-----------|-----------|-----------|-------------------|-------------|--------|----------|---------|---------|----------|-----------|--------------|
| 1 | 15:00     | 9:46      | 5:14      | Kickoff           | PHI 27      | 10     | 46       | 0       | 46      | 3        | WAS 27    | Field Goal   |
| 2 | 8:08      | 4:30      | 3:38      | Punt              | PHI 20      | 7      | 33       | 44      | 77      | 3        | * WAS 3   | Interception |
| 3 | 1:05      | 10:29     | 5:36      | Missed FG         | PHI 29      | 10     | 58       | -5      | 53      | 3        | * WAS 18  | Field Goal   |
| 4 | 4:11      | 0:28      | 3:43      | Kickoff           | PHI 23      | 12     | 77       | 0       | 77      | 5        | * WAS 4   | Touchdown    |
| 5 | 12:50     | 9:57      | 2:53      | Punt              | PHI 23      | 4      | 14       | 0       | 14      | 1        | PHI 37    | Punt         |
| 6 | 9:14      | 3:21      | 5:53      | Kickoff           | PHI 18      | 12     | 46       | -10     | 36      | 3        | WAS 32    | Downs        |
| 7 | 0:07      | 13:35     | 1:32      | Kickoff           | PHI 15      | 3      | 5        | 0       | 5       | 0        | PHI 20    | Punt         |
| 8 | 11:27     | 4:59      | 6:28      | Punt              | PHI 40      | 11     | 42       | -5      | 37      | 2        | WAS 23    | Field Goal   |
| 9 | 1:53      | 0:12      | 1:41      | Kickoff           | PHI 25      | 10     | 48       | 0       | 48      | 4        | * WAS 14  | Fumble       |

(220) Average PHI 24

### \* inside opponent's 20

| Time of Possession by Quarter |                     | 1st  | 2nd  | 3rd  | 4th  | OT | Total |
|-------------------------------|---------------------|------|------|------|------|----|-------|
| <b>Visitor</b>                | Washington Redskins | 5:03 | 6:46 | 6:07 | 5:26 |    | 23:22 |
| <b>Home</b>                   | Philadelphia Eagles | 9:57 | 8:14 | 8:53 | 9:34 |    | 36:38 |

### Kickoff Drive No.-Start Average

Redskins: 6 - WAS 23

Eagles: 5 - PHI 22

Washington Redskins vs Philadelphia Eagles  
12/11/2016 at Lincoln Financial Field

# Final Defensive Statistics

| Washington Redskins | Regular Defensive Plays |          |           |          |           |          |           |          |          |          |          | Special Teams |          |          |          |          | Misc     |          |          |          |          |
|---------------------|-------------------------|----------|-----------|----------|-----------|----------|-----------|----------|----------|----------|----------|---------------|----------|----------|----------|----------|----------|----------|----------|----------|----------|
|                     | TKL                     | AST      | COMB      | SK       | / YDS     | TFL      | Q         | IN       | PD       | FF       | FR       | TKL           | AST      | FF       | FR       | BL       | TKL      | AST      | FF       | FR       |          |
| M.Foster            | 12                      | 0        | 12        | 1        | 1         | 3        | 1         | 0        | 0        | 0        | 0        | 0             | 0        | 0        | 0        | 0        | 0        | 0        | 0        | 0        | 0        |
| D.Whitner           | 7                       | 1        | 8         | 0        | 0         | 0        | 0         | 0        | 0        | 0        | 0        | 0             | 0        | 0        | 0        | 0        | 0        | 0        | 0        | 0        | 0        |
| B.Breeland          | 7                       | 0        | 7         | 1        | 3         | 0        | 1         | 0        | 0        | 1        | 0        | 0             | 0        | 0        | 0        | 0        | 0        | 0        | 0        | 0        | 0        |
| D.Ihenacho          | 7                       | 0        | 7         | 0        | 0         | 0        | 0         | 0        | 0        | 0        | 0        | 1             | 0        | 0        | 0        | 0        | 0        | 0        | 0        | 0        | 0        |
| Q.Dunbar            | 5                       | 0        | 5         | 0        | 0         | 0        | 0         | 0        | 0        | 0        | 0        | 0             | 0        | 0        | 0        | 0        | 0        | 0        | 0        | 0        | 0        |
| W.Compton           | 3                       | 1        | 4         | 0        | 0         | 1        | 1         | 0        | 0        | 0        | 0        | 0             | 0        | 0        | 0        | 0        | 0        | 0        | 0        | 0        | 0        |
| E.Hood              | 2                       | 2        | 4         | 0        | 0         | 1        | 0         | 0        | 0        | 0        | 0        | 0             | 0        | 0        | 0        | 0        | 0        | 0        | 0        | 0        | 0        |
| C.Baker             | 2                       | 1        | 3         | 0.5      | 4.5       | 0        | 1         | 0        | 0        | 0        | 0        | 0             | 0        | 0        | 0        | 0        | 0        | 0        | 0        | 0        | 0        |
| R.Kerrigan          | 2                       | 0        | 2         | 1        | 13        | 0        | 2         | 0        | 0        | 1        | 0        | 0             | 0        | 0        | 0        | 0        | 0        | 0        | 0        | 0        | 0        |
| T.Murphy            | 2                       | 0        | 2         | 0        | 0         | 1        | 3         | 0        | 0        | 0        | 1        | 0             | 0        | 0        | 0        | 0        | 0        | 0        | 0        | 0        | 0        |
| R.Jean Francois     | 2                       | 0        | 2         | 0        | 0         | 1        | 0         | 0        | 0        | 0        | 0        | 0             | 0        | 0        | 0        | 0        | 0        | 0        | 0        | 0        | 0        |
| M.Ioannidis         | 2                       | 0        | 2         | 0        | 0         | 0        | 0         | 0        | 0        | 0        | 0        | 0             | 0        | 0        | 0        | 0        | 0        | 0        | 0        | 0        | 0        |
| J.Norman            | 1                       | 1        | 2         | 0        | 0         | 0        | 0         | 0        | 1        | 0        | 0        | 0             | 0        | 0        | 0        | 0        | 0        | 0        | 0        | 0        | 0        |
| D.Everett           | 1                       | 0        | 1         | 0        | 0         | 0        | 0         | 1        | 1        | 0        | 0        | 0             | 0        | 0        | 0        | 0        | 0        | 0        | 0        | 0        | 0        |
| M.Spaight           | 1                       | 0        | 1         | 0        | 0         | 0        | 0         | 0        | 0        | 0        | 0        | 2             | 0        | 0        | 0        | 0        | 0        | 0        | 0        | 0        | 0        |
| S.Cravens           | 1                       | 0        | 1         | 0        | 0         | 0        | 0         | 0        | 0        | 0        | 0        | 0             | 0        | 0        | 0        | 0        | 0        | 0        | 0        | 0        | 0        |
| G.Toler             | 1                       | 0        | 1         | 0        | 0         | 0        | 0         | 0        | 0        | 0        | 0        | 0             | 0        | 0        | 0        | 0        | 0        | 0        | 0        | 0        | 0        |
| C.Jenkins           | 0                       | 1        | 1         | 0.5      | 4.5       | 0        | 1         | 0        | 0        | 0        | 0        | 0             | 0        | 0        | 0        | 0        | 0        | 0        | 0        | 0        | 0        |
| P.Smith             | 0                       | 1        | 1         | 0        | 0         | 0        | 1         | 0        | 0        | 0        | 0        | 0             | 0        | 0        | 0        | 0        | 0        | 0        | 0        | 0        | 0        |
| H.Bates             | 0                       | 0        | 0         | 0        | 0         | 0        | 0         | 0        | 0        | 0        | 0        | 1             | 0        | 0        | 0        | 0        | 0        | 0        | 0        | 0        | 0        |
| <b>Total</b>        | <b>58</b>               | <b>8</b> | <b>66</b> | <b>4</b> | <b>26</b> | <b>7</b> | <b>11</b> | <b>1</b> | <b>2</b> | <b>2</b> | <b>1</b> | <b>4</b>      | <b>0</b> | <b>0</b> | <b>0</b> | <b>0</b> | <b>0</b> | <b>0</b> | <b>0</b> | <b>0</b> | <b>0</b> |

TKL = Tackle AST = Assist COMB = Combined QH=QB Hit IN = Interception PD = Pass Defense FF = Forced Fumble FR = Fumble Recovery

| Philadelphia Eagles | Regular Defensive Plays |           |           |          |          |          |          |          |          |          |          | Special Teams |          |          |          |          | Misc     |          |          |          |          |
|---------------------|-------------------------|-----------|-----------|----------|----------|----------|----------|----------|----------|----------|----------|---------------|----------|----------|----------|----------|----------|----------|----------|----------|----------|
|                     | TKL                     | AST       | COMB      | SK       | / YDS    | TFL      | QH       | IN       | PD       | FF       | FR       | TKL           | AST      | FF       | FR       | BL       | TKL      | AST      | FF       | FR       |          |
| B.Logan             | 4                       | 2         | 6         | 0.5      | 3        | 0        | 1        | 0        | 0        | 0        | 0        | 0             | 0        | 0        | 0        | 0        | 0        | 0        | 0        | 0        | 0        |
| L.McKelvin          | 5                       | 0         | 5         | 0        | 0        | 0        | 0        | 1        | 4        | 0        | 0        | 0             | 0        | 0        | 0        | 0        | 0        | 0        | 0        | 0        | 0        |
| F.Cox               | 3                       | 1         | 4         | 1.5      | 4        | 1        | 2        | 0        | 0        | 0        | 0        | 0             | 0        | 0        | 0        | 0        | 0        | 0        | 0        | 0        | 0        |
| N.Carroll           | 3                       | 1         | 4         | 0        | 0        | 0        | 0        | 0        | 0        | 0        | 0        | 0             | 0        | 0        | 0        | 0        | 0        | 0        | 0        | 0        | 0        |
| R.McLeod            | 2                       | 1         | 3         | 0        | 0        | 0        | 0        | 0        | 0        | 0        | 0        | 0             | 0        | 0        | 0        | 0        | 0        | 0        | 0        | 0        | 0        |
| J.Hicks             | 2                       | 1         | 3         | 0        | 0        | 0        | 0        | 0        | 0        | 0        | 0        | 0             | 0        | 0        | 0        | 0        | 0        | 0        | 0        | 0        | 0        |
| N.Bradham           | 2                       | 0         | 2         | 0        | 0        | 0        | 0        | 0        | 0        | 0        | 0        | 0             | 0        | 0        | 0        | 0        | 0        | 0        | 0        | 0        | 0        |
| B.Graham            | 2                       | 0         | 2         | 0        | 0        | 0        | 0        | 0        | 0        | 0        | 0        | 0             | 0        | 0        | 0        | 0        | 0        | 0        | 0        | 0        | 0        |
| J.Mills             | 1                       | 1         | 2         | 0        | 0        | 0        | 0        | 0        | 0        | 0        | 0        | 0             | 0        | 0        | 0        | 0        | 0        | 0        | 0        | 0        | 0        |
| B.Allen             | 1                       | 1         | 2         | 0        | 0        | 1        | 0        | 0        | 0        | 0        | 0        | 0             | 0        | 0        | 0        | 0        | 0        | 0        | 0        | 0        | 0        |
| S.Tulloch           | 1                       | 0         | 1         | 0        | 0        | 0        | 0        | 0        | 0        | 0        | 0        | 0             | 0        | 0        | 0        | 0        | 0        | 0        | 0        | 0        | 0        |
| C.Barwin            | 0                       | 1         | 1         | 0        | 0        | 0        | 1        | 0        | 0        | 0        | 0        | 0             | 0        | 0        | 0        | 0        | 0        | 0        | 0        | 0        | 0        |
| S.Means             | 0                       | 1         | 1         | 0        | 0        | 0        | 0        | 0        | 0        | 0        | 0        | 0             | 0        | 0        | 0        | 0        | 0        | 0        | 0        | 0        | 0        |
| V.Curry             | 0                       | 1         | 1         | 0        | 0        | 0        | 0        | 0        | 0        | 0        | 0        | 0             | 0        | 0        | 0        | 0        | 0        | 0        | 0        | 0        | 0        |
| D.Vaeao             | 0                       | 1         | 1         | 0        | 0        | 0        | 0        | 0        | 0        | 0        | 0        | 0             | 0        | 0        | 0        | 0        | 0        | 0        | 0        | 0        | 0        |
| C.Maragos           | 0                       | 0         | 0         | 0        | 0        | 0        | 0        | 0        | 0        | 0        | 0        | 2             | 0        | 0        | 0        | 0        | 0        | 0        | 0        | 0        | 0        |
| T.Burton            | 0                       | 0         | 0         | 0        | 0        | 0        | 0        | 0        | 0        | 0        | 0        | 1             | 0        | 0        | 0        | 0        | 0        | 0        | 0        | 0        | 0        |
| C.Smith             | 0                       | 0         | 0         | 0        | 0        | 0        | 0        | 0        | 0        | 0        | 0        | 1             | 0        | 0        | 0        | 0        | 0        | 0        | 0        | 0        | 0        |
| M.Jenkins           | 0                       | 0         | 0         | 0        | 0        | 0        | 0        | 0        | 0        | 0        | 0        | 1             | 0        | 0        | 0        | 0        | 0        | 0        | 0        | 0        | 0        |
| N.Goode             | 0                       | 0         | 0         | 0        | 0        | 0        | 0        | 0        | 0        | 0        | 0        | 1             | 0        | 0        | 0        | 0        | 0        | 0        | 0        | 0        | 0        |
| R.Mathews           | 0                       | 0         | 0         | 0        | 0        | 0        | 0        | 0        | 0        | 0        | 0        | 0             | 0        | 0        | 0        | 0        | 1        | 0        | 0        | 0        | 0        |
| D.Jones             | 0                       | 0         | 0         | 0        | 0        | 0        | 0        | 0        | 0        | 0        | 0        | 0             | 0        | 0        | 0        | 0        | 0        | 0        | 0        | 0        | 1        |
| J.Kelce             | 0                       | 0         | 0         | 0        | 0        | 0        | 0        | 0        | 0        | 0        | 0        | 0             | 0        | 0        | 0        | 0        | 0        | 0        | 0        | 0        | 1        |
| <b>Total</b>        | <b>26</b>               | <b>12</b> | <b>38</b> | <b>2</b> | <b>7</b> | <b>2</b> | <b>4</b> | <b>1</b> | <b>4</b> | <b>0</b> | <b>0</b> | <b>6</b>      | <b>0</b> | <b>0</b> | <b>0</b> | <b>0</b> | <b>1</b> | <b>0</b> | <b>0</b> | <b>0</b> | <b>2</b> |





**Play By Play**

# First Quarter

12/11/2016

WAS wins the coin toss and elects to defer. PHI elects to Receive, and WAS elects to defend the north goal.

D.Hopkins kicks 65 yards from WAS 35 to PHI 0. W.Smallwood to PHI 27 for 27 yards (D.Ihenacho).

Philadelphia Eagles at 15:00, (1st play from scrimmage 14:53)

- 1-10-PHI 27 (14:53) C.Wentz pass short left to Z.Ertz to PHI 40 for 13 yards (D.Ihenacho). P1
- 1-10-PHI 40 (14:17) (Shotgun) R.Mathews up the middle to PHI 45 for 5 yards (M.Foster).
- 2-5-PHI 45 (13:44) W.Smallwood left end to PHI 44 for -1 yards (W.Compton).
- 3-6-PHI 44 (13:07) (Shotgun) C.Wentz pass short right to J.Mathews to WAS 46 for 10 yards (Q.Dunbar). P2
- 1-10-WAS 46 (12:21) (Shotgun) C.Wentz pass short left to Z.Ertz to WAS 37 for 9 yards (D.Ihenacho).
- 2-1-WAS 37 (11:44) C.Wentz scrambles right end ran ob at WAS 34 for 3 yards (D.Whitner). R3
- 1-10-WAS 34 (11:08) R.Mathews left guard to WAS 30 for 4 yards (D.Whitner; E.Hood).
- 2-6-WAS 30 (10:32) (Shotgun) R.Mathews left tackle to WAS 27 for 3 yards (S.Cravens).
- 3-3-WAS 27 (9:54) C.Wentz pass incomplete short right to B.Celek [R.Kerrigan].
- Timeout #1 by PHI at 09:49.
- 4-3-WAS 27 (9:49) C.Sturgis 45 yard field goal is GOOD, Center-J.Dorenbos, Holder-D.Jones.

WAS 0 PHI 3, 10 plays, 46 yards, 5:14 drive, 5:14 elapsed

C.Sturgis kicks 65 yards from PHI 35 to end zone, Touchback.

Washington Redskins at 9:46

- 1-10-WAS 25 (9:46) R.Kelley right end to WAS 31 for 6 yards (N.Bradham).
- 2-4-WAS 31 (9:08) (Shotgun) R.Kelley right end to WAS 33 for 2 yards (B.Graham).
- 3-2-WAS 33 (8:24) (Shotgun) K.Cousins pass incomplete short left to J.Crowder (L.McKelvin).
- 4-2-WAS 33 (8:17) T.Way punts 47 yards to PHI 20, Center-N.Sundberg, out of bounds.

Philadelphia Eagles at 8:08

- 1-10-PHI 20 (8:08) (Shotgun) C.Wentz pass incomplete deep left to N.Agholor. X4
- PENALTY on WAS-Q.Dunbar, Defensive Pass Interference, 44 yards, enforced at PHI 20 - No Play.
- 1-10-WAS 36 (8:02) C.Wentz pass short right to Z.Ertz to WAS 23 for 13 yards (M.Foster). P5
- 1-10-WAS 23 (7:21) C.Wentz pass short middle to T.Burton to WAS 20 for 3 yards (B.Breeland) [T.Murphy].
- 2-7-WAS 20 (6:38) R.Mathews left end to WAS 18 for 2 yards (T.Murphy).
- 3-5-WAS 18 (5:58) (Shotgun) C.Wentz pass short right to J.Mathews to WAS 8 for 10 yards (W.Compton). P6
- 1-8-WAS 8 (5:20) (Shotgun) C.Wentz pass incomplete short left to J.Mathews.
- 2-8-WAS 8 (5:15) (Shotgun) W.Smallwood up the middle to WAS 3 for 5 yards (D.Ihenacho).
- 3-3-WAS 3 (4:33) (Shotgun) C.Wentz pass short left intended for Z.Ertz INTERCEPTED by D.Everett at WAS -2. Touchback. The Replay Official reviewed the pass interception ruling, and the play was Upheld. The ruling on the field stands.

Washington Redskins at 4:30

- 1-10-WAS 20 (4:30) K.Cousins pass short right to P.Garcon to WAS 36 for 16 yards (L.McKelvin). P1
- 1-10-WAS 36 (3:49) R.Kelley left end to WAS 38 for 2 yards (F.Cox).
- 2-8-WAS 38 (3:09) (Shotgun) K.Cousins pass incomplete deep left to D.Jackson. X2
- PENALTY on PHI-M.Jenkins, Defensive Pass Interference, 24 yards, enforced at WAS 38 - No Play.
- 1-10-PHI 38 (3:05) (Shotgun) K.Cousins pass short left to V.Davis pushed ob at PHI 37 for 1 yard (N.Carroll).
- 2-9-PHI 37 (2:35) (Shotgun) K.Cousins pass short left to P.Garcon to PHI 22 for 15 yards (R.McLeod). P3
- 1-10-PHI 22 (1:56) (Shotgun) R.Kelley up the middle to PHI 20 for 2 yards (J.Hicks).
- 2-8-PHI 20 (1:17) (Shotgun) K.Cousins pass incomplete deep left to V.Davis.
- 3-8-PHI 20 (1:12) (Shotgun) K.Cousins pass incomplete short right to J.Crowder (L.McKelvin).
- 4-8-PHI 20 (1:09) D.Hopkins 38 yard field goal is No Good, Hit Left Upright, Center-N.Sundberg, Holder-T.Way.

Philadelphia Eagles at 1:05

- 1-10-PHI 29 (1:05) C.Wentz pass short left to N.Agholor pushed ob at PHI 38 for 9 yards (Q.Dunbar).
- 2-1-PHI 38 (:31) W.Smallwood left end to PHI 37 for -1 yards (T.Murphy).

**END OF QUARTER**

|                     | Score | Time Poss | First Downs |   |   |   | Efficiencies |        |
|---------------------|-------|-----------|-------------|---|---|---|--------------|--------|
|                     |       |           | R           | P | X | T | 3 Down       | 4 Down |
| Washington Redskins | 0     | 5:03      | 0           | 2 | 1 | 3 | 0/2          | 0/0    |
| Philadelphia Eagles | 3     | 9:57      | 1           | 4 | 1 | 6 | 2/4          | 0/0    |

## Second Quarter

12/11/2016

## Play By Play

Philadelphia Eagles continued.

|                    |   |    |
|--------------------|---|----|
| 3-2-PHI 37         | (15:00) (Shotgun) R.Mathews up the middle to PHI 39 for 2 yards (C.Baker).                        | R7 |
| <u>1-10-PHI 39</u> | (14:19) C.Wentz pass deep left to Z.Ertz to WAS 32 for 29 yards (D.Ihenacho) [T.Murphy].          | P8 |
| <u>1-10-WAS 32</u> | (13:33) D.Sproles left end to WAS 29 for 3 yards (R.Jean Francois).                               |    |
| 2-7-WAS 29         | (12:55) (Shotgun) C.Wentz pass short left to B.Celek to WAS 20 for 9 yards (W.Compton).           | P9 |
| <u>1-10-WAS 20</u> | (12:17) (Shotgun) C.Wentz pass incomplete deep left to T.Burton.                                  |    |
| 2-10-WAS 20        | (12:13) (Shotgun) C.Wentz pass short left to B.Celek to WAS 22 for -2 yards (W.Compton; P.Smith). |    |
| 3-12-WAS 22        | (11:30) (Shotgun) C.Wentz pass short right to D.Sproles to WAS 13 for 9 yards (M.Foster).         |    |
| 4-3-WAS 13         | (10:47) (Shotgun) PENALTY on PHI-J.Peters, False Start, 5 yards, enforced at WAS 13 - No Play.    |    |
| 4-8-WAS 18         | (10:31) C.Sturgis 36 yard field goal is GOOD, Center-J.Dorenbos, Holder-D.Jones.                  |    |

|   |
|---|
| WAS 0 PHI 6, 10 plays, 53 yards, 5:36 drive, 4:31 elapsed |
|---|

C.Sturgis kicks 59 yards from PHI 35 to WAS 6. C.Thompson to WAS 31 for 25 yards (C.Maragos).

Washington Redskins at 10:29, (1st play from scrimmage 10:23)

|   |   |    |
|---|---|----|
| 1-10-WAS 31   | (10:23) K.Cousins sacked at WAS 30 for -1 yards (F.Cox).  |    |
| 2-11-WAS 30   | (9:42) (Shotgun) C.Thompson right end to WAS 40 for 10 yards (L.McKelvin).                            |    |
| 3-1-WAS 40  | (9:00) (Shotgun) K.Cousins right end to WAS 42 for 2 yards (B.Graham).                                | R4 |
| <u>1-10-WAS 42</u>  | (8:19) K.Cousins pass short left to R.Kelley pushed ob at PHI 47 for 11 yards (N.Carroll).            | P5 |
| <u>1-10-PHI 47</u>  | (7:36) R.Kelley up the middle to PHI 46 for 1 yard (N.Carroll; J.Hicks).                              |    |
| 2-9-PHI 46  | (6:53) (Shotgun) K.Cousins pass short right to J.Reed to PHI 36 for 10 yards (L.McKelvin).            | P6 |
| <u>1-10-PHI 36</u>  | (6:11) R.Kelley left tackle to PHI 34 for 2 yards (S.Means; B.Logan).                                 |    |
| 2-8-PHI 34  | (5:31) (Shotgun) K.Cousins pass short right to P.Garcon pushed ob at PHI 27 for 7 yards (L.McKelvin). |    |
| 3-1-PHI 27  | (5:01) R.Kelley left end to PHI 22 for 5 yards (S.Tulloch).   | R7 |
| <u>1-10-PHI 22</u>  | (4:19) R.Kelley left tackle for 22 yards, TOUCHDOWN.  | R8 |
| D.Hopkins extra point is GOOD, Center-N.Sundberg, Holder-T.Way. |   |    |

|  |
|--|
| WAS 7 PHI 6, 10 plays, 69 yards, 6:18 drive, 10:49 elapsed |
|--|

D.Hopkins kicks 53 yards from WAS 35 to PHI 12. N.Agholor to PHI 23 for 11 yards (M.Spaight).

Philadelphia Eagles at 4:11, (1st play from scrimmage 4:06)

|                    |  |     |
|--------------------|--|-----|
| 1-10-PHI 23        | (4:06) (Shotgun) R.Mathews up the middle to PHI 26 for 3 yards (M.Foster).                 |     |
| 2-7-PHI 26         | (3:30) C.Wentz pass short right to J.Mathews pushed ob at PHI 40 for 14 yards (D.Whitner). | P10 |
| <u>1-10-PHI 40</u> | (3:02) (Shotgun) R.Mathews up the middle to PHI 41 for 1 yard (D.Everett).                 |     |
| 2-9-PHI 41         | (2:22) C.Wentz pass incomplete short right to J.Mathews (J.Norman).                        |     |
| 3-9-PHI 41         | (2:14) (Shotgun) C.Wentz pass short right to T.Burton to WAS 43 for 16 yards (B.Breeland). | P11 |

Two-Minute Warning

|   |  |     |
|---|--|-----|
| <u>1-10-WAS 43</u>  | (2:00) C.Wentz pass incomplete deep right to T.Burton.   |     |
| 2-10-WAS 43   | (1:51) (Shotgun) C.Wentz pass short left to J.Mathews to WAS 36 for 7 yards (Q.Dunbar).                |     |
| 3-3-WAS 36  | (1:30) (No Huddle, Shotgun) C.Wentz pass short middle to P.Turner to WAS 20 for 16 yards (B.Breeland). | P12 |
| <u>1-10-WAS 20</u>  | (1:07) (No Huddle, Shotgun) D.Sproles up the middle to WAS 12 for 8 yards (D.Whitner).                 |     |
| 2-2-WAS 12  | (:43) (No Huddle, Shotgun) C.Wentz pass short right to Z.Ertz to WAS 11 for 1 yard (M.Foster).         |     |
| Timeout #2 by PHI at 00:38.                                       |  |     |
| 3-1-WAS 11  | (:38) C.Wentz pass short right to T.Burton pushed ob at WAS 4 for 7 yards (D.Whitner) [W.Compton].     | P13 |
| <u>1-4-WAS 4</u>  | (:32) (Shotgun) C.Wentz pass short left to D.Sproles for 4 yards, TOUCHDOWN.                           | P14 |
| C.Sturgis extra point is GOOD, Center-J.Dorenbos, Holder-D.Jones. |  |     |

|   |
|---|
| WAS 7 PHI 13, 12 plays, 77 yards, 3:43 drive, 14:32 elapsed |
|---|

C.Sturgis kicks 64 yards from PHI 35 to WAS 1. C.Thompson to WAS 26 for 25 yards (C.Maragos).

PENALTY on WAS-M.Ioannidis, Offensive Holding, 7 yards, enforced at WAS 14.

Washington Redskins at 0:28, (1st play from scrimmage 0:22)

|            |   |
|------------|---|
| 1-10-WAS 7 | (:22) K.Cousins kneels to WAS 6 for -1 yards. |
|------------|---|

END OF QUARTER

|                     | Score | Time Poss | First Downs |   |   |   | Efficiencies |        |
|---------------------|-------|-----------|-------------|---|---|---|--------------|--------|
|                     |       |           | R           | P | X | T | 3 Down       | 4 Down |
| Washington Redskins | 7     | 6:46      | 3           | 2 | 0 | 5 | 2/2          | 0/0    |
| Philadelphia Eagles | 13    | 8:14      | 1           | 7 | 0 | 8 | 4/5          | 0/0    |

## Third Quarter

12/11/2016

## Play By Play

WAS elects to Receive, and PHI elects to defend the South goal.

C.Sturgis kicks 65 yards from PHI 35 to end zone, Touchback.

Washington Redskins at 15:00

- 1-10-WAS 25 (15:00) K.Cousins pass short left to D.Jackson pushed ob at WAS 26 for 1 yard (R.McLeod).  
 2-9-WAS 26 (14:27) C.Thompson left end to WAS 29 for 3 yards (B.Logan).  
 3-6-WAS 29 (13:45) (Shotgun) K.Cousins sacked at WAS 23 for -6 yards (sack split by F.Cox and B.Logan).  
 4-12-WAS 23 (13:10) T.Way punts 49 yards to PHI 28, Center-N.Sundberg. D.Sproles for 72 yards, TOUCHDOWN NULLIFIED by Penalty. PENALTY on PHI-Z.Ertz, Illegal Block Above the Waist, 10 yards, enforced at PHI 33.

Philadelphia Eagles at 12:50

- 1-10-PHI 23 (12:50) R.Mathews right end to PHI 41 for 18 yards (D.Ihenacho). R15  
1-10-PHI 41 (12:09) R.Mathews left end to PHI 38 for -3 yards (E.Hood).  
 2-13-PHI 38 (11:28) C.Wentz pass short right to Z.Ertz to PHI 46 for 8 yards (D.Whitner). WAS-W.Compton was injured during the play. He is Out.  
 3-5-PHI 46 (10:49) (Shotgun) C.Wentz sacked at PHI 37 for -9 yards (sack split by C.Baker and C.Jenkins).  
 4-14-PHI 37 (10:06) D.Jones punts 52 yards to WAS 11, Center-J.Dorenbos. J.Crowder pushed ob at WAS 19 for 8 yards (T.Burton).

Washington Redskins at 9:57

- 1-10-WAS 19 (9:57) R.Kelley left end to WAS 20 for 1 yard (B.Logan).  
 2-9-WAS 20 (9:26) (No Huddle, Shotgun) K.Cousins pass deep middle to D.Jackson for 80 yards, TOUCHDOWN. P9  
 D.Hopkins extra point is GOOD, Center-N.Sundberg, Holder-T.Way.

WAS 14 PHI 13, 2 plays, 81 yards, 0:43 drive, 5:46 elapsed

D.Hopkins kicks 58 yards from WAS 35 to PHI 7. P.Turner to PHI 18 for 11 yards (M.Spaight). WAS-M.Brown was injured during the play. He is Out.

Philadelphia Eagles at 9:14, (1st play from scrimmage 9:08)

- 1-10-PHI 18 (9:08) (Shotgun) C.Wentz pass short middle to Z.Ertz to PHI 22 for 4 yards (M.Foster).  
 2-6-PHI 22 (8:30) (No Huddle, Shotgun) D.Sproles up the middle to PHI 26 for 4 yards (E.Hood).  
 3-2-PHI 26 (7:54) (Shotgun) C.Wentz pass short middle to T.Burton to PHI 34 for 8 yards (D.Whitner). P16  
1-10-PHI 34 (7:14) R.Mathews left end pushed ob at WAS 45 for 21 yards (D.Whitner). R17  
1-10-WAS 45 (6:38) C.Wentz pass short right to T.Burton to WAS 43 for 2 yards (B.Breeland).  
 2-8-WAS 43 (5:55) C.Wentz pass short left to J.Matthews to WAS 37 for 6 yards (B.Breeland).  
 3-2-WAS 37 (5:09) C.Wentz pass incomplete short left to P.Turner [P.Smith].  
 4-2-WAS 37 (5:04) (Shotgun) C.Wentz pass short middle to Z.Ertz to WAS 29 for 8 yards (M.Foster). P18  
1-10-WAS 29 (4:23) C.Wentz pass incomplete short left to D.Sproles.  
 2-10-WAS 29 (4:18) (Shotgun) C.Wentz pass incomplete short left to J.Matthews.  
 PENALTY on PHI-J.Matthews, Offensive Pass Interference, 10 yards, enforced at WAS 29 - No Play.  
 2-20-WAS 39 (4:14) (Shotgun) C.Wentz pass incomplete short middle to Z.Ertz.  
 3-20-WAS 39 (4:09) (Shotgun) D.Sproles left tackle to WAS 32 for 7 yards (D.Ihenacho).  
 4-13-WAS 32 (3:29) (Field Goal formation) D.Jones FUMBLES (Aborted) at WAS 40, and recovers at WAS 40. D.Jones to WAS 46 for -6 yards (J.Norman; E.Hood). 87 B. Celek in at Long Snapper.

Washington Redskins at 3:21

- 1-10-WAS 46 (3:21) (Shotgun) R.Kelley up the middle to WAS 46 for no gain (J.Mills; C.Barwin).  
 2-10-WAS 46 (2:52) (No Huddle, Shotgun) K.Cousins pass deep left to D.Jackson to PHI 33 for 21 yards. P10  
 Philadelphia challenged the pass completion ruling, and the play was Upheld. The ruling on the field stands. (Timeout #1.)  
1-10-PHI 33 (2:38) K.Cousins pass short right to R.Kelley to PHI 19 for 14 yards (B.Logan). P11  
1-10-PHI 19 (1:50) R.Kelley left end to PHI 9 for 10 yards (J.Hicks). R12  
1-9-PHI 9 (1:10) (Shotgun) R.Kelley up the middle to PHI 10 for -1 yards (V.Curry; B.Allen).  
 2-10-PHI 10 (:31) (Shotgun) PENALTY on WAS-M.Moses, False Start, 5 yards, enforced at PHI 10 - No Play.  
 2-15-PHI 15 (:12) (Shotgun) K.Cousins pass short left to P.Garcon for 15 yards, TOUCHDOWN. P13  
 D.Hopkins extra point is GOOD, Center-N.Sundberg, Holder-T.Way.

WAS 21 PHI 13, 6 plays, 54 yards, 3:14 drive, 14:53 elapsed

D.Hopkins kicks 66 yards from WAS 35 to PHI -1. N.Agholor to PHI 15 for 16 yards (H.Bates).

Philadelphia Eagles at 0:07, (1st play from scrimmage 0:01)

- 1-10-PHI 15 (:01) D.Sproles left tackle to PHI 20 for 5 yards (M.Ioannidis).

Washington Redskins vs Philadelphia Eagles at Lincoln Financial Field

END OF QUARTER

|                     | Score | Time Poss | First Downs |   |   |   | Efficiencies |        |
|---------------------|-------|-----------|-------------|---|---|---|--------------|--------|
|                     |       |           | R           | P | X | T | 3 Down       | 4 Down |
| Washington Redskins | 21    | 6:07      | 1           | 4 | 0 | 5 | 0/1          | 0/0    |
| Philadelphia Eagles | 13    | 8:53      | 2           | 2 | 0 | 4 | 1/4          | 1/2    |



## Fourth Quarter

12/11/2016

## Play By Play

Philadelphia Eagles continued.

- 2-5-PHI 20 (15:00) (Shotgun) R.Mathews up the middle to PHI 22 for 2 yards (M.Ioannidis).  
 3-3-PHI 22 (14:21) (Shotgun) R.Mathews up the middle to PHI 20 for -2 yards (R.Jean Francois).  
 4-5-PHI 20 (13:45) D.Jones punts 54 yards to WAS 26, Center-B.Celek. J.Crowder to WAS 31 for 5 yards (C.Smith). PHI-B.Celek was injured during the play.  
 PENALTY on WAS-D.Everett, Illegal Blindside Block, 15 yards, enforced at WAS 31.

Washington Redskins at 13:35

- 1-10-WAS 16 (13:35) K.Cousins pass short left to J.Crowder to WAS 20 for 4 yards (N.Carroll).  
 2-6-WAS 20 (13:16) (Shotgun) K.Cousins pass short right intended for D.Jackson INTERCEPTED by L.McKelvin at WAS 29. L.McKelvin for 29 yards, TOUCHDOWN.

Philadelphia Eagles at 13:11

TWO-POINT CONVERSION ATTEMPT. C.Wentz pass to J.Mathews is incomplete. ATTEMPT FAILS.

WAS 21 PHI 19, 0 plays, 29 yards, 0:00 drive , 1:49 elapsed

C.Sturgis kicks 64 yards from PHI 35 to WAS 1. C.Thompson to WAS 26 for 25 yards (M.Jenkins).

Washington Redskins at 13:11, (1st play from scrimmage 13:04)

- 1-10-WAS 26 (13:04) R.Kelley up the middle to WAS 31 for 5 yards (N.Bradham).  
 2-5-WAS 31 (12:25) (Shotgun) R.Kelley left end to WAS 30 for -1 yards (B.Allen).  
 3-6-WAS 30 (11:44) (Shotgun) K.Cousins pass deep right to J.Crowder to PHI 40 for 30 yards. Philadelphia challenged the pass completion ruling, and the play was REVERSED.  
 (Shotgun) K.Cousins pass incomplete deep right to J.Crowder.  
 4-6-WAS 30 (11:38) T.Way punts 45 yards to PHI 25, Center-N.Sundberg, downed by WAS. PHI-D.Sproles was injured during the play.  
 PENALTY on WAS-D.Everett, Interference with Opportunity to Catch, 15 yards, enforced at PHI 25.

Philadelphia Eagles at 11:27

- 1-10-PHI 40 (11:27) R.Mathews right end to PHI 44 for 4 yards (J.Norman).  
 2-6-PHI 44 (10:43) C.Wentz sacked at PHI 43 for -1 yards (M.Foster).  
 3-7-PHI 43 (10:14) (Shotgun) C.Wentz pass short left to Z.Ertz to WAS 43 for 14 yards (M.Foster). P19  
 1-10-WAS 43 (9:33) R.Mathews up the middle to WAS 44 for -1 yards (M.Foster).  
 2-11-WAS 44 (8:55) C.Wentz sacked at PHI 46 for -10 yards (B.Breeland). FUMBLES (B.Breeland) [B.Breeland], recovered by PHI-J.Kelce at PHI 47. J.Kelce to WAS 47 for 6 yards (M.Foster).  
 3-14-WAS 47 (8:06) (Shotgun) C.Wentz pass short middle to T.Burton to WAS 34 for 13 yards (M.Foster) [T.Murphy].  
 4-1-WAS 34 (7:27) C.Wentz up the middle to WAS 32 for 2 yards (C.Baker). R20  
 1-10-WAS 32 (6:52) (Shotgun) PENALTY on PHI-S.Wisniewski, False Start, 5 yards, enforced at WAS 32 - No Play.  
 1-15-WAS 37 (6:30) (Shotgun) C.Wentz pass incomplete short left to T.Burton.  
 2-15-WAS 37 (6:27) C.Wentz pass short left to N.Agholor to WAS 24 for 13 yards (M.Spaight).  
 3-2-WAS 24 (5:50) (Shotgun) R.Mathews up the middle to WAS 23 for 1 yard (R.Kerrigan).  
 Timeout #2 by PHI at 05:03.  
 4-1-WAS 23 (5:03) C.Sturgis 41 yard field goal is GOOD, Center-T.Burton, Holder-D.Jones.

WAS 21 PHI 22, 11 plays, 37 yards, 6:28 drive, 10:01 elapsed

C.Sturgis kicks 64 yards from PHI 35 to WAS 1. C.Thompson to WAS 23 for 22 yards (N.Goode).

Washington Redskins at 4:59, (1st play from scrimmage 4:52)

- 1-10-WAS 23 (4:52) K.Cousins pass incomplete short right to P.Garcon (L.McKelvin).  
 2-10-WAS 23 (4:49) (Shotgun) K.Cousins pass incomplete deep left to J.Crowder (R.McLeod). P14  
 Washington challenged the incomplete pass ruling, and the play was REVERSED.  
 (Shotgun) K.Cousins pass deep left to J.Crowder to PHI 44 for 33 yards (J.Mills).  
 1-10-PHI 44 (4:23) K.Cousins scrambles right end to PHI 38 for 6 yards (F.Cox).  
 2-4-PHI 38 (3:44) R.Kelley up the middle to PHI 35 for 3 yards (B.Logan).  
 Timeout #1 by WAS at 03:02.  
 3-1-PHI 35 (3:02) (Shotgun) K.Cousins pass incomplete short right to C.Thompson [C.Barwin].  
 Timeout #2 by WAS at 02:59.  
 4-1-PHI 35 (2:59) (Shotgun) K.Cousins pass short right to P.Garcon to PHI 29 for 6 yards (L.McKelvin). P15  
 1-10-PHI 29 (2:16) R.Kelley up the middle to PHI 25 for 4 yards (R.McLeod; D.Vaeao).

Two-Minute Warning

- 2-6-PHI 25 (2:00) C.Thompson left end for 25 yards, TOUCHDOWN. R16  
 (Pass formation) TWO-POINT CONVERSION ATTEMPT. K.Cousins pass to J.Reed is incomplete. ATTEMPT FAILS.

Washington Redskins vs Philadelphia Eagles at Lincoln Financial Field

WAS 27 PHI 22, 8 plays, 77 yards, 3:06 drive, 13:07 elapsed

D.Hopkins kicks 65 yards from WAS 35 to end zone, Touchback.

Philadelphia Eagles at 1:53

- 1-10-PHI 25 (1:53) (Shotgun) C.Wentz pass short left to J.Mathews to PHI 29 for 4 yards (Q.Dunbar).
- 2-6-PHI 29 (1:30) (No Huddle, Shotgun) C.Wentz pass short left to J.Mathews to PHI 45 for 16 yards (Q.Dunbar). P21
- 1-10-PHI 45 (1:13) (No Huddle, Shotgun) C.Wentz pass short right to T.Burton to WAS 39 for 16 yards (B.Breeland). P22
- 1-10-WAS 39 (:53) (No Huddle, Shotgun) C.Wentz pass incomplete short left to Z.Ertz.
- 2-10-WAS 39 (:47) (Shotgun) C.Wentz pass short left to J.Mathews ran ob at WAS 27 for 12 yards (G.Toler). P23
- 1-10-WAS 27 (:42) (Shotgun) C.Wentz pass incomplete short left to N.Agholor.
- 2-10-WAS 27 (:39) (Shotgun) C.Wentz pass incomplete short left to R.Mathews.  
Timeout #3 by WAS at 00:35.
- 3-10-WAS 27 (:35) (Shotgun) C.Wentz pass short left to Z.Ertz to WAS 14 for 13 yards (D.Ihenacho). P24  
Timeout #3 by PHI at 00:26.
- 1-10-WAS 14 (:26) (Shotgun) C.Wentz pass incomplete short right to N.Agholor.
- 2-10-WAS 14 (:21) (Shotgun) C.Wentz sacked at WAS 22 for -8 yards (R.Kerrigan). FUMBLES (R.Kerrigan) [R.Kerrigan], RECOVERED by WAS-T.Murphy at WAS 27. T.Murphy to WAS 34 for 7 yards (R.Mathews).

Washington Redskins at 0:12

- 1-10-WAS 34 (:12) K.Cousins kneels to WAS 33 for -1 yards.

END OF QUARTER

|                     | Score | Time Poss | First Downs |   |   |   | Efficiencies |        |
|---------------------|-------|-----------|-------------|---|---|---|--------------|--------|
|                     |       |           | R           | P | X | T | 3 Down       | 4 Down |
| Washington Redskins | 27    | 5:26      | 1           | 2 | 0 | 3 | 0/2          | 1/1    |
| Philadelphia Eagles | 22    | 9:34      | 1           | 5 | 0 | 6 | 2/5          | 1/1    |

# Miscellaneous Statistics Report

Washington Redskins vs Philadelphia Eagles  
12/11/2016 at Lincoln Financial Field

## Ten Longest Plays for Washington Redskins

| Yards | Qtr | Play Start  | Play Description   |
|-------|-----|-------------|--|
| 80    | 3   | 2-9-WAS 20  | (9:26) (No Huddle, Shotgun) K.Cousins pass deep middle to D.Jackson for 80 yards, TOUCHDOWN.   |
| 33    | 4   | 2-10-WAS 23 | (4:49) (Shotgun) K.Cousins pass incomplete deep left to J.Crowder (R.McLeod). Washington challenged the incomplete pass ruling, and the play was REVERSED. (Shotgun) K.Cousins pass deep left to J.Crowder to PHI 44 for 33 yards (J.Mills). |
| 25    | 4   | 2-6-PHI 25  | (2:00) C.Thompson left end for 25 yards, TOUCHDOWN.  |
| 22    | 2   | 1-10-PHI 22 | (4:19) R.Kelley left tackle for 22 yards, TOUCHDOWN.   |
| 21    | 3   | 2-10-WAS 46 | (2:52) (No Huddle, Shotgun) K.Cousins pass deep left to D.Jackson to PHI 33 for 21 yards. Philadelphia challenged the pass completion ruling, and the play was Upheld. The ruling on the field stands. (Timeout #1.)                         |
| 16    | 1   | 1-10-WAS 20 | (4:30) K.Cousins pass short right to P.Garcon to WAS 36 for 16 yards (L.McKelvin).   |
| 15    | 1   | 2-9-PHI 37  | (2:35) (Shotgun) K.Cousins pass short left to P.Garcon to PHI 22 for 15 yards (R.McLeod).  |
| 15    | 3   | 2-15-PHI 15 | (:12) (Shotgun) K.Cousins pass short left to P.Garcon for 15 yards, TOUCHDOWN.   |
| 14    | 3   | 1-10-PHI 33 | (2:38) K.Cousins pass short right to R.Kelley to PHI 19 for 14 yards (B.Logan).  |
| 11    | 2   | 1-10-WAS 42 | (8:19) K.Cousins pass short left to R.Kelley pushed ob at PHI 47 for 11 yards (N.Carroll).   |

## Ten Longest Plays for Philadelphia Eagles

| Yards | Qtr | Play Start  | Play Description   |
|-------|-----|-------------|--|
| 29    | 2   | 1-10-PHI 39 | (14:19) C.Wentz pass deep left to Z.Ertz to WAS 32 for 29 yards (D.Ihenacho) [T.Murphy].               |
| 21    | 3   | 1-10-PHI 34 | (7:14) R.Mathews left end pushed ob at WAS 45 for 21 yards (D.Whitner).                                |
| 18    | 3   | 1-10-PHI 23 | (12:50) R.Mathews right end to PHI 41 for 18 yards (D.Ihenacho).                                       |
| 16    | 2   | 3-9-PHI 41  | (2:14) (Shotgun) C.Wentz pass short right to T.Burton to WAS 43 for 16 yards (B.Breeland).             |
| 16    | 2   | 3-3-WAS 36  | (1:30) (No Huddle, Shotgun) C.Wentz pass short middle to P.Turner to WAS 20 for 16 yards (B.Breeland). |
| 16    | 4   | 2-6-PHI 29  | (1:30) (No Huddle, Shotgun) C.Wentz pass short left to J.Mathews to PHI 45 for 16 yards (Q.Dunbar).    |
| 16    | 4   | 1-10-PHI 45 | (1:13) (No Huddle, Shotgun) C.Wentz pass short right to T.Burton to WAS 39 for 16 yards (B.Breeland).  |
| 14    | 2   | 2-7-PHI 26  | (3:30) C.Wentz pass short right to J.Mathews pushed ob at PHI 40 for 14 yards (D.Whitner).             |
| 14    | 4   | 3-7-PHI 43  | (10:14) (Shotgun) C.Wentz pass short left to Z.Ertz to WAS 43 for 14 yards (M.Foster).                 |
| 13    | 1   | 1-10-PHI 27 | (14:53) C.Wentz pass short left to Z.Ertz to PHI 40 for 13 yards (D.Ihenacho).                         |

## Touchdown Scoring Information

|                |                     | Offense | Defense | Special Teams |
|----------------|---------------------|---------|---------|---------------|
| <b>VISITOR</b> | Washington Redskins | 4       | 0       | 0             |
| <b>HOME</b>    | Philadelphia Eagles | 1       | 1       | 0             |

## Player Scoring Information

| Club | Player     | TD | Rush TD | Rec TD | KO TD | Punt TD | Int TD | Fum TD | Misc TD | FG | XP | 2Pt Rush | 2Pt Rec | Sfty | Points |
|------|------------|----|---------|--------|-------|---------|--------|--------|---------|----|----|----------|---------|------|--------|
| WAS  | C.Thompson | 0  | 1       | 0      | 0     | 0       | 0      | 0      | 0       | 0  | 0  | 0        | 0       | 0    | 6      |
| WAS  | R.Kelley   | 0  | 1       | 0      | 0     | 0       | 0      | 0      | 0       | 0  | 0  | 0        | 0       | 0    | 6      |
| WAS  | D.Jackson  | 0  | 0       | 1      | 0     | 0       | 0      | 0      | 0       | 0  | 0  | 0        | 0       | 0    | 6      |
| WAS  | P.Garcon   | 0  | 0       | 1      | 0     | 0       | 0      | 0      | 0       | 0  | 0  | 0        | 0       | 0    | 6      |
| WAS  | D.Hopkins  | 0  | 0       | 0      | 0     | 0       | 0      | 0      | 0       | 0  | 3  | 0        | 0       | 0    | 3      |
| PHI  | C.Sturgis  | 0  | 0       | 0      | 0     | 0       | 0      | 0      | 0       | 3  | 1  | 0        | 0       | 0    | 10     |
| PHI  | D.Sproles  | 0  | 0       | 1      | 0     | 0       | 0      | 0      | 0       | 0  | 0  | 0        | 0       | 0    | 6      |
| PHI  | L.McKelvin | 0  | 0       | 0      | 0     | 0       | 1      | 0      | 0       | 0  | 0  | 0        | 0       | 0    | 6      |

## Possession Detail

|                             | First Half |      | Second Half |       | Game    |       |
|-----------------------------|------------|------|-------------|-------|---------|-------|
|                             | Visitor    | Home | Visitor     | Home  | Visitor | Home  |
| Largest Lead                | 1          | 6    | 8           | 1     | 8       | 6     |
| Drives Leading              | 0          | 2    | 4           | 1     | 4       | 3     |
| Time of Possession Leading  | 0:00       | 9:14 | 5:34        | 2:53  | 5:34    | 12:07 |
| Largest Deficit             | -6         | -1   | -1          | -8    | -6      | -8    |
| Drives Trailing             | 4          | 1    | 3           | 4     | 7       | 5     |
| Time of Possession Trailing | 11:49      | 3:43 | 5:59        | 15:34 | 17:48   | 19:17 |
| Times Score Tied Up         |            | 0    |             | 0     |         | 0     |
| Lead Changes                |            | 3    |             | 3     |         | 6     |

# Playtime Percentage

*Percent of playtime per player on offense, defense and special teams*

## Washington Redskins

## Philadelphia Eagles

|                 |    | Offense | Defense | Special Teams |      |              |     | Offense     | Defense | Special Teams |      |    |     |
|-----------------|----|---------|---------|---------------|------|--------------|-----|-------------|---------|---------------|------|----|-----|
| J Sullivan      | C  | 48      | 100%    | 4             | 16%  | S Wisniewski | C   | 78          | 100%    | 5             | 20%  |    |     |
| M Moses         | T  | 48      | 100%    | 4             | 16%  | I Seumalo    | G   | 78          | 100%    | 5             | 20%  |    |     |
| B Scherff       | G  | 48      | 100%    | 4             | 16%  | J Kelce      | C   | 78          | 100%    | 2             | 8%   |    |     |
| A Kouandjio     | G  | 48      | 100%    | 4             | 16%  | J Peters     | T   | 78          | 100%    |               |      |    |     |
| T Williams      | T  | 48      | 100%    |               |      | C Wentz      | QB  | 78          | 100%    |               |      |    |     |
| K Cousins       | QB | 48      | 100%    |               |      | J Matthews   | WR  | 76          | 97%     |               |      |    |     |
| P Garcon        | WR | 42      | 88%     |               |      | N Agholor    | WR  | 68          | 87%     | 4             | 16%  |    |     |
| D Jackson       | WR | 42      | 88%     |               |      | Z Ertz       | TE  | 67          | 86%     | 12            | 48%  |    |     |
| J Crowder       | WR | 41      | 85%     | 2             | 8%   | A Barbre     | G   | 47          | 60%     | 3             | 12%  |    |     |
| V Davis         | TE | 38      | 79%     |               |      | R Mathews    | RB  | 39          | 50%     |               |      |    |     |
| R Kelley        | RB | 31      | 65%     |               |      | T Burton     | TE  | 37          | 47%     | 18            | 72%  |    |     |
| C Thompson      | RB | 17      | 35%     | 6             | 24%  | M Tobin      | G   | 31          | 40%     | 5             | 20%  |    |     |
| J Reed          | TE | 10      | 21%     |               |      | P Turner     | WR  | 31          | 40%     | 5             | 20%  |    |     |
| D Carrier       | TE | 8       | 17%     | 11            | 44%  | B Celek      | TE  | 30          | 38%     | 9             | 36%  |    |     |
| M Harris        | WR | 5       | 10%     | 8             | 32%  | D Sproles    | RB  | 30          | 38%     | 3             | 12%  |    |     |
| T Nsekhe        | T  | 3       | 6%      |               |      | W Smallwood  | RB  | 9           | 12%     | 2             | 8%   |    |     |
| R Grant         | WR | 2       | 4%      | 13            | 52%  | B Treggs     | WR  | 3           | 4%      |               |      |    |     |
| H Bates         | LB | 1       | 2%      | 1             | 1%   | 21           | 84% | M Jenkins   | SS      | 48            | 100% | 10 | 40% |
| D Ihenacho      | SS |         |         | 78            | 100% | 10           | 40% | R McLeod    | FS      | 48            | 100% | 6  | 24% |
| B Breeland      | CB |         |         | 78            | 100% | 8            | 32% | L McKelvin  | CB      | 47            | 98%  | 4  | 16% |
| J Norman        | CB |         |         | 78            | 100% | 5            | 20% | N Carroll   | CB      | 47            | 98%  | 4  | 16% |
| M Foster        | LB |         |         | 76            | 97%  | 14           | 56% | N Bradham   | LB      | 47            | 98%  | 2  | 8%  |
| D Whitner       | SS |         |         | 67            | 86%  |              |     | J Hicks     | LB      | 46            | 96%  | 4  | 16% |
| R Kerrigan      | LB |         |         | 62            | 79%  | 5            | 20% | J Mills     | CB      | 40            | 83%  | 2  | 8%  |
| C Baker         | DE |         |         | 53            | 68%  |              |     | B Logan     | DT      | 34            | 71%  | 4  | 16% |
| Q Dunbar        | CB |         |         | 52            | 67%  | 10           | 40% | F Cox       | DT      | 34            | 71%  |    |     |
| T Murphy        | LB |         |         | 50            | 64%  | 7            | 28% | B Graham    | DE      | 33            | 69%  | 4  | 16% |
| P Smith         | LB |         |         | 46            | 59%  | 6            | 24% | C Barwin    | DE      | 25            | 52%  |    |     |
| E Hood          | DE |         |         | 41            | 53%  | 9            | 36% | B Allen     | DT      | 15            | 31%  | 9  | 36% |
| W Compton       | LB |         |         | 40            | 51%  | 5            | 20% | V Curry     | DE      | 15            | 31%  | 4  | 16% |
| R Jean Francois | DE |         |         | 39            | 50%  | 5            | 20% | D Vaeao     | DT      | 13            | 27%  |    |     |
| M Spaight       | LB |         |         | 38            | 49%  | 18           | 72% | M Smith     | DE      | 12            | 25%  | 11 | 44% |
| C Jenkins       | DT |         |         | 27            | 35%  | 5            | 20% | S Means     | DE      | 11            | 23%  | 9  | 36% |
| M Ioannidis     | DT |         |         | 13            | 17%  | 10           | 40% | M Kendricks | LB      | 8             | 17%  | 9  | 36% |
| D Everett       | FS |         |         | 11            | 14%  | 16           | 64% | S Tulloch   | LB      | 3             | 6%   |    |     |
| G Toler         | CB |         |         | 6             | 8%   | 7            | 28% | J Watkins   | SS      | 2             | 4%   | 16 | 64% |
| S Cravens       | LB |         |         | 2             | 3%   | 2            | 8%  | B Braman    | DE      |               |      | 20 | 80% |
| T Garvin        | LB |         |         |               |      | 16           | 64% | C Maragos   | FS      |               |      | 20 | 80% |
| D Hopkins       | K  |         |         |               |      | 9            | 36% | T Brooks    | SS      |               |      | 16 | 64% |
| T Way           | P  |         |         |               |      | 7            | 28% | N Goode     | LB      |               |      | 16 | 64% |
| N Sundberg      | LS |         |         |               |      | 7            | 28% | C Sturgis   | K       |               |      | 11 | 44% |
| M Brown         | RB |         |         |               |      | 7            | 28% | D Jones     | P       |               |      | 7  | 28% |
| K Fuller        | CB |         |         |               |      | 6            | 24% | J Andrews   | G       |               |      | 5  | 20% |
| V Painter       | T  |         |         |               |      | 4            | 16% | C Smith     | DB      |               |      | 5  | 20% |



# National Football League Game Summary

NFL Copyright © 2016 by The National Football League. All rights reserved. This summary and play-by-play is for the express purpose of assisting media in their coverage of the game; any other use of this material is prohibited without the written permission of the National Football League. Updated: 12/28/2016

Date: Monday, 12/19/2016

## Carolina Panthers at Washington Redskins

Start Time: 8:31 PM Eastern

at FedExField, Landover, MD

### Game Day Weather

Game Weather: Clear  
 Played Outdoor on Turf: Grass

Temp: 32° F (0.0° C) Humidity: 56%, Wind: East 8 mph  
 Outdoor Weather: Clear, Wind Chill: 25

### Officials

Referee: Coleman, Walt (65)  
 Line Judge: Codey, Kevin (16)  
 Back Judge: Miles, Terrence (111)

Umpire: Rice, Jeff (44)  
 Side Judge: Eck, Alan (76)  
 Replay Official: Nazzaro, Louis ( )

Head Linesman: Bowers, Derick (74)  
 Field Judge: Brown, Terry (43)

### Lineups

| Carolina Panthers |            |         | Washington Redskins |       |            |                 |
|-------------------|------------|---------|---------------------|-------|------------|-----------------|
| Offense           |            | Defense | Offense             |       | Defense    |                 |
| WR 13             | K.Benjamin | LDE 77  | K.Love              | WR 88 | P.Garcon   |                 |
| LT 74             | M.Remmers  | LDT 98  | S.Lotulelei         | LT 71 | T.Williams |                 |
| LG 68             | A.Norwell  | RDT 99  | K.Short             | LG 77 | S.Lauvao   |                 |
| C 69              | T.Larsen   | RDE 96  | W.Horton            | C 61  | S.Long     |                 |
| RG 79             | C.Scott    | SLB 54  | S.Thompson          | RG 75 | B.Scherff  |                 |
| RT 70             | T.Turner   | MLB 56  | A.Klein             | RT 76 | M.Moses    |                 |
| TE 88             | G.Olsen    | WLB 58  | T.Davis             | TE 85 | V.Davis    |                 |
| WR 19             | T.Ginn     | LCB 24  | J.Bradberry         | WR 80 | J.Crowder  |                 |
| QB 1              | C.Newton   | RCB 26  | D.Worley            | WR 11 | D.Jackson  |                 |
| FB 35             | M.Tolbert  | SS 20   | K.Coleman           | QB 8  | K.Cousins  |                 |
| RB 28             | J.Stewart  | FS 33   | T.Boston            | RB 32 | R.Kelley   |                 |
|                   |            |         |                     |       | LDE 99     | R.Jean Francois |
|                   |            |         |                     |       | NT 90      | E.Hood          |
|                   |            |         |                     |       | RDE 92     | C.Baker         |
|                   |            |         |                     |       | SLB 94     | P.Smith         |
|                   |            |         |                     |       | MLB 50     | M.Spaight       |
|                   |            |         |                     |       | MLB 54     | M.Foster        |
|                   |            |         |                     |       | WLB 91     | R.Kerrigan      |
|                   |            |         |                     |       | CB 26      | B.Breeland      |
|                   |            |         |                     |       | CB 24      | J.Norman        |
|                   |            |         |                     |       | SS 39      | D.Whitner       |
|                   |            |         |                     |       | FS 29      | D.Ihenacho      |

### Substitutions

P 5 M.Palardy, K 9 G.Gano, WR 10 C.Brown, WR 11 B.Bersin, QB 14 J.Webb, WR 17 D.Funchess, S 22 M.Griffin, CB 23 L.Johnson, CB 25 L.Young, S 42 C.Jones, RB 43 F.Whittaker, LS 44 J.Jansen, LB 52 J.Norris, LB 53 B.Jacobs, LB 55 D.Mayo, G 61 D.Yankey, TE 84 E.Dickson, DE 91 R.Delaire, DT 92 V.Butler, DE 94 K.Ealy, DE 97 M.Addison

### Substitutions

K 3 D.Hopkins, P 5 T.Way, WR 13 M.Harris, WR 14 R.Grant, CB 20 G.Toler, S 22 D.Everett, RB 25 C.Thompson, RB 34 M.Brown, CB 38 K.Fuller, S 41 W.Blackmon, CB 47 Q.Dunbar, LB 52 T.Garvin, LB 55 N.Moody, C 56 J.Sullivan, LS 57 N.Sundberg, DL 73 C.Jenkins, T 79 T.Nsekhe, TE 86 J.Reed, TE 89 D.Carrier, LB/DE 93 T.Murphy, LB 96 H.Bates, DE 98 M.Ioannidis

### Did Not Play

QB 3 D.Anderson, C 62 R.Wendell, T 71 D.France

### Did Not Play

QB 16 C.McCoy, G 74 A.Kouandjio

### Not Active

RB 34 C.Artis-Payne, LB 57 J.Cash, LB 59 L.Kuechly, T 60 D.Williams, TE 82 C.Manhertz, DT 90 P.Soliai, DE 95 C.Johnson

### Not Active

QB 2 N.Sudfeld, WR 19 R.Ross, RB 31 M.Jones, S 36 S.Cravens, LB 51 W.Compton, OL 60 V.Painter, G 78 K.Lichtensteiger

Field Goals (made ( ) & missed)

| Player   | (35)                | (23) | (23) | 38 | WL | (41) | D.Hopkins | (43) | (26) | (34) | 1  | 2 | 3  | 4 | OT | Total |
|----------|---------------------|------|------|----|----|------|-----------|------|------|------|----|---|----|---|----|-------|
| G.Gano   |                     |      |      |    |    |      |           |      |      |      |    |   |    |   |    |       |
| VISITOR: | Carolina Panthers   |      |      |    |    |      |           |      |      |      | 10 | 3 | 10 | 3 | 0  | 26    |
| HOME:    | Washington Redskins |      |      |    |    |      |           |      |      |      | 3  | 6 | 0  | 6 | 0  | 15    |

### Scoring Plays

| Team     | Qtr | Time  | Play Description (Extra Point) (Drive Info)                  | Visitor | Home |
|----------|-----|-------|--|---------|------|
| Panthers | 1   | 12:40 | G.Gano 35 yd. Field Goal (7-58, 2:20)                        | 3       | 0    |
| Redskins | 1   | 6:18  | D.Hopkins 43 yd. Field Goal (8-38, 3:52)                     | 3       | 3    |
| Panthers | 1   | 1:50  | T.Ginn 30 yd. pass from C.Newton (G.Gano kick) (8-84, 4:28)  | 10      | 3    |
| Panthers | 2   | 12:21 | G.Gano 23 yd. Field Goal (6-19, 3:07)                        | 13      | 3    |
| Redskins | 2   | 3:43  | R.Kelley 5 yd. run (kick failed, wl) (7-89, 4:54)            | 13      | 9    |
| Panthers | 3   | 13:58 | M.Tolbert 1 yd. pass from C.Newton (G.Gano kick) (2-1, 0:49) | 20      | 9    |
| Panthers | 3   | 5:07  | G.Gano 23 yd. Field Goal (8-65, 3:57)                        | 23      | 9    |
| Redskins | 4   | 14:08 | D.Hopkins 26 yd. Field Goal (13-67, 5:59)                    | 23      | 12   |
| Redskins | 4   | 3:44  | D.Hopkins 34 yd. Field Goal (9-56, 1:53)                     | 23      | 15   |
| Panthers | 4   | 1:07  | G.Gano 41 yd. Field Goal (7-48, 2:37)                        | 26      | 15   |

# National Football League Game Summary

NFL Copyright © 2016 by The National Football League. All rights reserved. This summary and play-by-play is for the express purpose of assisting media in their coverage of the game; any other use of this material is prohibited without the written permission of the National Football League.

Updated: 12/28/2016

---

Paid Attendance: 76,689

Time: 3:26

**Carolina Panthers vs Washington Redskins**  
**12/19/2016 at FedExField**

# Final Individual Statistics

## Carolina Panthers

| <b>RUSHING</b> | <b>ATT</b> | <b>YDS</b> | <b>AVG</b> | <b>LG</b> | <b>TD</b> |
|----------------|------------|------------|------------|-----------|-----------|
| J.Stewart      | 25         | 132        | 5.3        | 34        | 0         |
| M.Tolbert      | 2          | 13         | 6.5        | 10        | 0         |
| F.Whittaker    | 3          | 3          | 1.0        | 2         | 0         |
| C.Newton       | 3          | 0          | 0.0        | 1         | 0         |
| <b>Total</b>   | <b>33</b>  | <b>148</b> | <b>4.5</b> | <b>34</b> | <b>0</b>  |

| <b>PASSING</b> | <b>ATT</b> | <b>CMP</b> | <b>YDS</b> | <b>SK/YD</b> | <b>TD</b> | <b>LG</b> | <b>IN</b> | <b>RT</b>    |
|----------------|------------|------------|------------|--------------|-----------|-----------|-----------|--------------|
| C.Newton       | 37         | 21         | 300        | 2/10         | 2         | 31        | 0         | 101.2        |
| <b>Total</b>   | <b>37</b>  | <b>21</b>  | <b>300</b> | <b>2/10</b>  | <b>2</b>  | <b>31</b> | <b>0</b>  | <b>101.2</b> |

| <b>PASS RECEIVING</b> | <b>TAR</b> | <b>REC</b> | <b>YDS</b> | <b>AVG</b>  | <b>LG</b> | <b>TD</b> |
|-----------------------|------------|------------|------------|-------------|-----------|-----------|
| G.Olsen               | 9          | 6          | 85         | 14.2        | 31        | 0         |
| T.Ginn                | 8          | 4          | 64         | 16.0        | <b>30</b> | 1         |
| C.Brown               | 4          | 3          | 42         | 14.0        | 19        | 0         |
| M.Tolbert             | 3          | 3          | 28         | 9.3         | 15        | 1         |
| K.Benjamin            | 4          | 2          | 20         | 10.0        | 10        | 0         |
| E.Dickson             | 1          | 1          | 28         | 28.0        | 28        | 0         |
| F.Whittaker           | 1          | 1          | 25         | 25.0        | 25        | 0         |
| J.Stewart             | 2          | 1          | 8          | 8.0         | 8         | 0         |
| D.Funchess            | 3          | 0          | 0          | 0.0         | 0         | 0         |
| <b>Total</b>          | <b>35</b>  | <b>21</b>  | <b>300</b> | <b>14.3</b> | <b>31</b> | <b>2</b>  |

| <b>INTERCEPTIONS</b> | <b>NO</b> | <b>YDS</b> | <b>AVG</b>  | <b>LG</b> | <b>TD</b> |
|----------------------|-----------|------------|-------------|-----------|-----------|
| K.Coleman            | 1         | 37         | 37.0        | 37        | 0         |
| <b>Total</b>         | <b>1</b>  | <b>37</b>  | <b>37.0</b> | <b>37</b> | <b>0</b>  |

| <b>PUNTING</b> | <b>NO</b> | <b>YDS</b> | <b>AVG</b>  | <b>NET</b>  | <b>TB</b> | <b>IN20</b> | <b>LG</b> |
|----------------|-----------|------------|-------------|-------------|-----------|-------------|-----------|
| M.Palardy      | 6         | 208        | 34.7        | 32.3        | 0         | 3           | 46        |
| <b>Total</b>   | <b>6</b>  | <b>208</b> | <b>34.7</b> | <b>32.3</b> | <b>0</b>  | <b>3</b>    | <b>46</b> |

| <b>PUNT RETURNS</b> | <b>NO</b> | <b>YDS</b> | <b>AVG</b>  | <b>FC</b> | <b>LG</b> | <b>TD</b> |
|---------------------|-----------|------------|-------------|-----------|-----------|-----------|
| T.Ginn              | 5         | 59         | 11.8        | 0         | 19        | 0         |
| [OUT OF BOUNDS]     | 1         | 0          | 0.0         | 0         | 0         | 0         |
| <b>Total</b>        | <b>5</b>  | <b>59</b>  | <b>11.8</b> | <b>0</b>  | <b>19</b> | <b>0</b>  |

| <b>KICKOFF RETURNS</b> | <b>NO</b> | <b>YDS</b> | <b>AVG</b>  | <b>FC</b> | <b>LG</b> | <b>TD</b> |
|------------------------|-----------|------------|-------------|-----------|-----------|-----------|
| J.Webb                 | 1         | 16         | 16.0        | 0         | 16        | 0         |
| F.Whittaker            | 1         | 15         | 15.0        | 0         | 15        | 0         |
| [TOUCHBACK]            | 3         | 0          | 0.0         | 0         | 0         | 0         |
| <b>Total</b>           | <b>2</b>  | <b>31</b>  | <b>15.5</b> | <b>0</b>  | <b>16</b> | <b>0</b>  |

## Washington Redskins

| <b>RUSHING</b> | <b>ATT</b> | <b>YDS</b> | <b>AVG</b> | <b>LG</b> | <b>TD</b> |
|----------------|------------|------------|------------|-----------|-----------|
| K.Cousins      | 2          | 11         | 5.5        | 12        | 0         |
| C.Thompson     | 2          | 10         | 5.0        | 6         | 0         |
| R.Kelley       | 9          | 8          | 0.9        | <b>5</b>  | 1         |
| <b>Total</b>   | <b>13</b>  | <b>29</b>  | <b>2.2</b> | <b>12</b> | <b>1</b>  |

| <b>PASSING</b> | <b>ATT</b> | <b>CMP</b> | <b>YDS</b> | <b>SK/YD</b> | <b>TD</b> | <b>LG</b> | <b>IN</b> | <b>RT</b>   |
|----------------|------------|------------|------------|--------------|-----------|-----------|-----------|-------------|
| K.Cousins      | 47         | 32         | 315        | 1/9          | 0         | 23        | 1         | 77.9        |
| <b>Total</b>   | <b>47</b>  | <b>32</b>  | <b>315</b> | <b>1/9</b>   | <b>0</b>  | <b>23</b> | <b>1</b>  | <b>77.9</b> |

| <b>PASS RECEIVING</b> | <b>TAR</b> | <b>REC</b> | <b>YDS</b> | <b>AVG</b> | <b>LG</b> | <b>TD</b> |
|-----------------------|------------|------------|------------|------------|-----------|-----------|
| D.Jackson             | 10         | 7          | 111        | 15.9       | 23        | 0         |
| P.Garcon              | 11         | 7          | 78         | 11.1       | 20        | 0         |
| C.Thompson            | 7          | 5          | 26         | 5.2        | 9         | 0         |
| R.Kelley              | 4          | 4          | 47         | 11.8       | 22        | 0         |
| J.Crowder             | 5          | 4          | 24         | 6.0        | 8         | 0         |
| V.Davis               | 9          | 4          | 23         | 5.8        | 11        | 0         |
| J.Reed                | 1          | 1          | 6          | 6.0        | 6         | 0         |
| <b>Total</b>          | <b>47</b>  | <b>32</b>  | <b>315</b> | <b>9.8</b> | <b>23</b> | <b>0</b>  |

| <b>INTERCEPTIONS</b> | <b>NO</b> | <b>YDS</b> | <b>AVG</b> | <b>LG</b> | <b>TD</b> |
|----------------------|-----------|------------|------------|-----------|-----------|
| <b>Total</b>         | <b>0</b>  | <b>0</b>   | <b>0</b>   | <b>0</b>  | <b>0</b>  |

| <b>PUNTING</b> | <b>NO</b> | <b>YDS</b> | <b>AVG</b>  | <b>NET</b>  | <b>TB</b> | <b>IN20</b> | <b>LG</b> |
|----------------|-----------|------------|-------------|-------------|-----------|-------------|-----------|
| T.Way          | 6         | 286        | 47.7        | 37.8        | 0         | 0           | 56        |
| <b>Total</b>   | <b>6</b>  | <b>286</b> | <b>47.7</b> | <b>37.8</b> | <b>0</b>  | <b>0</b>    | <b>56</b> |

| <b>PUNT RETURNS</b> | <b>NO</b> | <b>YDS</b> | <b>AVG</b> | <b>FC</b> | <b>LG</b> | <b>TD</b> |
|---------------------|-----------|------------|------------|-----------|-----------|-----------|
| J.Crowder           | 3         | 14         | 4.7        | 2         | 5         | 0         |
| [DOWNED]            | 1         | 0          | 0.0        | 0         | 0         | 0         |
| <b>Total</b>        | <b>3</b>  | <b>14</b>  | <b>4.7</b> | <b>2</b>  | <b>5</b>  | <b>0</b>  |

| <b>KICKOFF RETURNS</b> | <b>NO</b> | <b>YDS</b> | <b>AVG</b>  | <b>FC</b> | <b>LG</b> | <b>TD</b> |
|------------------------|-----------|------------|-------------|-----------|-----------|-----------|
| W.Blackmon             | 1         | 17         | 17.0        | 0         | 17        | 0         |
| C.Thompson             | 1         | 16         | 16.0        | 0         | 16        | 0         |
| [TOUCHBACK]            | 5         | 0          | 0.0         | 0         | 0         | 0         |
| <b>Total</b>           | <b>2</b>  | <b>33</b>  | <b>16.5</b> | <b>0</b>  | <b>17</b> | <b>0</b>  |

### Carolina Panthers

| <b>FUMBLES</b> | <b>FUM</b> | <b>LOST</b> | <b>OWN-REC</b> | <b>YDS</b> | <b>TD</b> | <b>FORCED</b> | <b>OPP-REC</b> | <b>YDS</b> | <b>TD</b> | <b>OUT-BDS</b> |
|----------------|------------|-------------|----------------|------------|-----------|---------------|----------------|------------|-----------|----------------|
| J.Stewart      | 1          | 0           | 1              | 0          | 0         | 0             | 0              | 0          | 0         | 0              |
| W.Horton       | 0          | 0           | 0              | 0          | 0         | 1             | 1              | 4          | 0         | 0              |
| K.Love         | 0          | 0           | 0              | 0          | 0         | 1             | 1              | 0          | 0         | 0              |
| <b>Total</b>   | <b>1</b>   | <b>0</b>    | <b>1</b>       | <b>0</b>   | <b>0</b>  | <b>2</b>      | <b>2</b>       | <b>4</b>   | <b>0</b>  | <b>0</b>       |

### Washington Redskins

| <b>FUMBLES</b> | <b>FUM</b> | <b>LOST</b> | <b>OWN-REC</b> | <b>YDS</b> | <b>TD</b> | <b>FORCED</b> | <b>OPP-REC</b> | <b>YDS</b> | <b>TD</b> | <b>OUT-BDS</b> |
|----------------|------------|-------------|----------------|------------|-----------|---------------|----------------|------------|-----------|----------------|
| K.Cousins      | 1          | 1           | 0              | 0          | 0         | 0             | 0              | 0          | 0         | 0              |
| J.Crowder      | 1          | 1           | 0              | 0          | 0         | 0             | 0              | 0          | 0         | 0              |
| D.Whitner      | 0          | 0           | 0              | 0          | 0         | 1             | 0              | 0          | 0         | 0              |
| <b>Total</b>   | <b>2</b>   | <b>2</b>    | <b>0</b>       | <b>0</b>   | <b>0</b>  | <b>1</b>      | <b>0</b>       | <b>0</b>   | <b>0</b>  | <b>0</b>       |



Carolina Panthers vs Washington Redskins  
12/19/2016 at FedExField

## Final Team Statistics

|   | Visitor<br>Panthers | Home<br>Redskins |
|---|---------------------|------------------|
| TOTAL FIRST DOWNS                                 | 22                  | 18               |
| By Rushing  | 6                   | 2                |
| By Passing  | 15                  | 14               |
| By Penalty  | 1                   | 2                |
| THIRD DOWN EFFICIENCY                             | 4-15-27%            | 2-12-17%         |
| FOURTH DOWN EFFICIENCY                            | 0-0-0%              | 1-1-100%         |
| TOTAL NET YARDS                                   | 438                 | 335              |
| Total Offensive Plays (inc. times thrown passing) | 72                  | 61               |
| Average gain per offensive play                   | 6.1                 | 5.5              |
| NET YARDS RUSHING                                 | 148                 | 29               |
| Total Rushing Plays                               | 33                  | 13               |
| Average gain per rushing play                     | 4.5                 | 2.2              |
| Tackles for a loss-number and yards               | 3-8                 | 2-3              |
| NET YARDS PASSING                                 | 290                 | 306              |
| Times thrown - yards lost attempting to pass      | 2-10                | 1-9              |
| Gross yards passing                               | 300                 | 315              |
| PASS ATTEMPTS-COMPLETIONS-HAD INTERCEPTED         | 37-21-0             | 47-32-1          |
| Avg gain per pass play (inc.# thrown passing)     | 7.4                 | 6.4              |
| KICKOFFS Number-In End Zone-Touchbacks            | 7-6-5               | 5-4-3            |
| PUNTS Number and Average                          | 6-34.7              | 6-47.7           |
| Had Blocked                                       | 0                   | 0                |
| FGs - PATs Had Blocked                            | 0-0                 | 0-0              |
| Net Punting Average                               | 32.3                | 37.8             |
| TOTAL RETURN YARDAGE (Not Including Kickoffs)     | 96                  | 14               |
| No. and Yards Punt Returns                        | 5-59                | 3-14             |
| No. and Yards Kickoff Returns                     | 2-31                | 2-33             |
| No. and Yards Interception Returns                | 1-37                | 0-0              |
| PENALTIES Number and Yards                        | 6-62                | 7-70             |
| FUMBLES Number and Lost                           | 1-0                 | 2-2              |
| TOUCHDOWNS  | 2                   | 1                |
| Rushing   | 0                   | 1                |
| Passing   | 2                   | 0                |
| EXTRA POINTS Made-Attempts                        | 2-2                 | 0-1              |
| Kicking Made-Attempts                             | 2-2                 | 0-1              |
| FIELD GOALS Made-Attempts                         | 4-5                 | 3-3              |
| RED ZONE EFFICIENCY                               | 1-4-25%             | 1-3-33%          |
| GOAL TO GO EFFICIENCY                             | 1-2-50%             | 1-3-33%          |
| SAFETIES  | 0                   | 0                |
| FINAL SCORE                                       | 26                  | 15               |
| TIME OF POSSESSION                                | 34:39               | 25:21            |

## Ball Possession And Drive Chart

### Carolina Panthers

| #  | Time Recd | Time Lost | Time Poss | How Ball Obtained | Drive Began | # Play | Yds Gain | Yds Pen | Net Yds | 1st Down | Last Scrm | How Given Up |
|----|-----------|-----------|-----------|-------------------|-------------|--------|----------|---------|---------|----------|-----------|--------------|
| 1  | 15:00     | 12:40     | 2:20      | Kickoff           | CAR 25      | 7      | 58       | 0       | 58      | 2        | * WAS 17  | Field Goal   |
| 2  | 11:44     | 10:10     | 1:34      | Punt              | CAR 27      | 3      | -4       | 0       | -4      | 0        | CAR 23    | Punt         |
| 3  | 6:18      | 1:50      | 4:28      | Kickoff           | CAR 16      | 8      | 84       | 0       | 84      | 4        | WAS 30    | Touchdown    |
| 4  | 0:28      | 12:21     | 3:07      | Interception      | WAS 24      | 6      | 19       | 0       | 19      | 1        | * WAS 5   | Field Goal   |
| 5  | 11:22     | 8:37      | 2:45      | Punt              | CAR 34      | 6      | 40       | -15     | 25      | 2        | WAS 41    | Punt         |
| 6  | 3:43      | 1:47      | 1:56      | Kickoff           | CAR 25      | 4      | 1        | 0       | 1       | 1        | CAR 26    | Punt         |
| 7  | 1:22      | 0:16      | 1:06      | Punt              | CAR 34      | 5      | 37       | -10     | 27      | 1        | WAS 39    | Punt         |
| 8  | 14:47     | 13:58     | 0:49      | Fumble            | WAS 1       | 2      | 1        | 0       | 1       | 1        | * WAS 1   | Touchdown    |
| 9  | 12:27     | 10:53     | 1:34      | Punt              | CAR 42      | 4      | 18       | -10     | 8       | 1        | 50        | Punt         |
| 10 | 9:04      | 5:07      | 3:57      | Punt              | CAR 29      | 8      | 55       | 10      | 65      | 3        | * WAS 6   | Field Goal   |
| 11 | 14:08     | 10:32     | 3:36      | Kickoff           | CAR 15      | 7      | 47       | 0       | 47      | 2        | WAS 38    | Punt         |
| 12 | 9:48      | 5:37      | 4:11      | Punt              | CAR 45      | 9      | 35       | 0       | 35      | 2        | WAS 20    | Missed FG    |
| 13 | 3:44      | 1:07      | 2:37      | Kickoff           | CAR 30      | 7      | 48       | 0       | 48      | 2        | WAS 22    | Field Goal   |
| 14 | 0:39      | 0:00      | 0:39      | Fumble            | 50          | 1      | -1       | 0       | -1      | 0        | 50        | End of Game  |

(547) Average CAR 39

### Washington Redskins

| #  | Time Recd | Time Lost | Time Poss | How Ball Obtained | Drive Began | # Play | Yds Gain | Yds Pen | Net Yds | 1st Down | Last Scrm | How Given Up |
|----|-----------|-----------|-----------|-------------------|-------------|--------|----------|---------|---------|----------|-----------|--------------|
| 1  | 12:40     | 11:44     | 0:56      | Kickoff           | WAS 25      | 3      | 6        | 0       | 6       | 0        | WAS 31    | Punt         |
| 2  | 10:10     | 6:18      | 3:52      | Punt              | WAS 37      | 8      | 38       | 0       | 38      | 2        | CAR 25    | Field Goal   |
| 3  | 1:50      | 0:28      | 1:22      | Kickoff           | WAS 25      | 3      | 13       | 0       | 13      | 1        | WAS 38    | Interception |
| 4  | 12:21     | 11:22     | 0:59      | Kickoff           | WAS 25      | 3      | 2        | 0       | 2       | 0        | WAS 27    | Punt         |
| 5  | 8:37      | 3:43      | 4:54      | Punt              | WAS 11      | 7      | 94       | -5      | 89      | 5        | * CAR 5   | Touchdown    |
| 6  | 1:47      | 1:22      | 0:25      | Punt              | WAS 23      | 3      | 8        | 0       | 8       | 0        | WAS 31    | Punt         |
| 7  | 0:16      | 0:00      | 0:16      | Punt              | WAS 15      | 1      | -1       | 0       | -1      | 0        | WAS 15    | End of Half  |
| 8  | 15:00     | 14:47     | 0:13      | Kickoff           | WAS 14      | 1      | -9       | 0       | -9      | 0        | WAS 14    | Fumble       |
| 9  | 13:58     | 12:27     | 1:31      | Kickoff           | WAS 20      | 3      | 6        | 0       | 6       | 0        | WAS 26    | Punt         |
| 10 | 10:53     | 9:04      | 1:49      | Punt              | WAS 22      | 3      | 8        | 0       | 8       | 0        | WAS 30    | Punt         |
| 11 | 5:07      | 14:08     | 5:59      | Kickoff           | WAS 25      | 13     | 82       | -15     | 67      | 4        | * CAR 8   | Field Goal   |
| 12 | 10:32     | 9:48      | 0:44      | Punt              | WAS 7       | 4      | 10       | 0       | 10      | 1        | WAS 17    | Punt         |
| 13 | 5:37      | 3:44      | 1:53      | Missed FG         | WAS 28      | 9      | 59       | -3      | 56      | 4        | * CAR 16  | Field Goal   |
| 14 | 1:07      | 0:39      | 0:28      | Kickoff           | WAS 25      | 3      | 19       | 5       | 24      | 1        | WAS 44    | Fumble       |

(302) Average WAS 22

### \* inside opponent's 20

| Time of Possession by Quarter |                     | 1st  | 2nd  | 3rd  | 4th   | OT | Total |
|-------------------------------|---------------------|------|------|------|-------|----|-------|
| Visitor                       | Carolina Panthers   | 8:50 | 8:26 | 6:20 | 11:03 |    | 34:39 |
| Home                          | Washington Redskins | 6:10 | 6:34 | 8:40 | 3:57  |    | 25:21 |

### Kickoff Drive No.-Start Average

Panthers: 5 - CAR 22

Redskins: 7 - WAS 23

**Carolina Panthers vs Washington Redskins**  
**12/19/2016 at FedExField**

# Final Defensive Statistics

| Carolina Panthers | Regular Defensive Plays |           |           |          |          |          |          |          |          |          |          | Special Teams |          |          |          |          | Misc     |          |          |          |
|-------------------|-------------------------|-----------|-----------|----------|----------|----------|----------|----------|----------|----------|----------|---------------|----------|----------|----------|----------|----------|----------|----------|----------|
|                   | TKL                     | AST       | COMB      | SK       | / YDS    | TFL      | Q        | IN       | PD       | FF       | FR       | TKL           | AST      | FF       | FR       | BL       | TKL      | AST      | FF       | FR       |
| K.Coleman         | 7                       | 2         | 9         | 0        | 0        | 0        | 0        | 1        | 1        | 0        | 0        | 0             | 0        | 0        | 0        | 0        | 0        | 0        | 0        | 0        |
| T.Davis           | 6                       | 2         | 8         | 0        | 0        | 1        | 0        | 0        | 0        | 0        | 0        | 0             | 0        | 0        | 0        | 0        | 0        | 0        | 0        | 0        |
| D.Worley          | 4                       | 1         | 5         | 0        | 0        | 0        | 0        | 0        | 0        | 0        | 0        | 0             | 0        | 0        | 0        | 0        | 0        | 0        | 0        | 0        |
| T.Boston          | 3                       | 2         | 5         | 0        | 0        | 0        | 0        | 0        | 0        | 0        | 0        | 0             | 0        | 0        | 0        | 0        | 0        | 0        | 0        | 0        |
| A.Klein           | 2                       | 3         | 5         | 0        | 0        | 1        | 0        | 0        | 0        | 0        | 0        | 0             | 0        | 0        | 0        | 0        | 0        | 0        | 0        | 0        |
| K.Short           | 3                       | 1         | 4         | 0        | 0        | 0        | 0        | 0        | 1        | 0        | 0        | 0             | 0        | 0        | 0        | 0        | 0        | 0        | 0        | 0        |
| L.Johnson         | 2                       | 2         | 4         | 0        | 0        | 0        | 0        | 0        | 0        | 0        | 0        | 0             | 0        | 0        | 0        | 0        | 0        | 0        | 0        | 0        |
| J.Bradberry       | 2                       | 1         | 3         | 0        | 0        | 0        | 0        | 0        | 0        | 0        | 0        | 0             | 0        | 0        | 0        | 0        | 0        | 0        | 0        | 0        |
| S.Thompson        | 2                       | 0         | 2         | 0        | 0        | 0        | 0        | 0        | 0        | 0        | 0        | 0             | 0        | 0        | 0        | 0        | 0        | 0        | 0        | 0        |
| S.Lotulelei       | 2                       | 0         | 2         | 0        | 0        | 0        | 0        | 0        | 0        | 0        | 0        | 0             | 0        | 0        | 0        | 0        | 0        | 0        | 0        | 0        |
| M.Addison         | 2                       | 0         | 2         | 0        | 0        | 0        | 0        | 0        | 0        | 0        | 0        | 0             | 0        | 0        | 0        | 0        | 0        | 0        | 0        | 0        |
| W.Horton          | 1                       | 0         | 1         | 1        | 9        | 0        | 0        | 0        | 0        | 1        | 1        | 0             | 0        | 0        | 0        | 0        | 0        | 0        | 0        | 0        |
| K.Love            | 1                       | 0         | 1         | 0        | 0        | 0        | 0        | 0        | 0        | 1        | 1        | 0             | 0        | 0        | 0        | 0        | 0        | 0        | 0        | 0        |
| V.Butler          | 0                       | 1         | 1         | 0        | 0        | 0        | 1        | 0        | 0        | 0        | 0        | 0             | 0        | 0        | 0        | 0        | 0        | 0        | 0        | 0        |
| R.Delaire         | 0                       | 1         | 1         | 0        | 0        | 0        | 0        | 0        | 1        | 0        | 0        | 0             | 0        | 0        | 0        | 0        | 0        | 0        | 0        | 0        |
| C.Brown           | 0                       | 0         | 0         | 0        | 0        | 0        | 0        | 0        | 0        | 0        | 0        | 1             | 0        | 0        | 0        | 0        | 0        | 0        | 0        | 0        |
| J.Webb            | 0                       | 0         | 0         | 0        | 0        | 0        | 0        | 0        | 0        | 0        | 0        | 1             | 0        | 0        | 0        | 0        | 0        | 0        | 0        | 0        |
| C.Jones           | 0                       | 0         | 0         | 0        | 0        | 0        | 0        | 0        | 0        | 0        | 0        | 1             | 0        | 0        | 0        | 0        | 0        | 0        | 0        | 0        |
| L.Young           | 0                       | 0         | 0         | 0        | 0        | 0        | 0        | 0        | 0        | 0        | 0        | 1             | 0        | 0        | 0        | 0        | 0        | 0        | 0        | 0        |
| M.Griffin         | 0                       | 0         | 0         | 0        | 0        | 0        | 0        | 0        | 0        | 0        | 0        | 0             | 1        | 0        | 0        | 0        | 0        | 0        | 0        | 0        |
| J.Norris          | 0                       | 0         | 0         | 0        | 0        | 0        | 0        | 0        | 0        | 0        | 0        | 0             | 1        | 0        | 0        | 0        | 0        | 0        | 0        | 0        |
| J.Stewart         | 0                       | 0         | 0         | 0        | 0        | 0        | 0        | 0        | 0        | 0        | 0        | 0             | 0        | 0        | 0        | 0        | 0        | 0        | 0        | 1        |
| <b>Total</b>      | <b>37</b>               | <b>16</b> | <b>53</b> | <b>1</b> | <b>9</b> | <b>2</b> | <b>1</b> | <b>1</b> | <b>3</b> | <b>2</b> | <b>2</b> | <b>4</b>      | <b>2</b> | <b>0</b> | <b>0</b> | <b>0</b> | <b>0</b> | <b>0</b> | <b>0</b> | <b>1</b> |

**TKL = Tackle AST = Assist COMB = Combined QH=QB Hit IN = Interception PD = Pass Defense FF = Forced Fumble FR = Fumble Recovery**

| Washington Redskins | Regular Defensive Plays |           |           |          |           |          |          |          |          |          |          | Special Teams |          |          |          |          | Misc     |          |          |          |
|---------------------|-------------------------|-----------|-----------|----------|-----------|----------|----------|----------|----------|----------|----------|---------------|----------|----------|----------|----------|----------|----------|----------|----------|
|                     | TKL                     | AST       | COMB      | SK       | / YDS     | TFL      | QH       | IN       | PD       | FF       | FR       | TKL           | AST      | FF       | FR       | BL       | TKL      | AST      | FF       | FR       |
| M.Spaight           | 9                       | 4         | 13        | 0        | 0         | 0        | 0        | 0        | 0        | 0        | 0        | 2             | 0        | 0        | 0        | 0        | 0        | 0        | 0        | 0        |
| M.Foster            | 7                       | 6         | 13        | 0        | 0         | 0        | 0        | 0        | 0        | 0        | 0        | 0             | 0        | 0        | 0        | 0        | 0        | 0        | 0        | 0        |
| J.Norman            | 5                       | 2         | 7         | 0        | 0         | 0        | 0        | 0        | 1        | 0        | 0        | 0             | 0        | 0        | 0        | 0        | 0        | 0        | 0        | 0        |
| D.Whitner           | 4                       | 2         | 6         | 0        | 0         | 0        | 0        | 0        | 0        | 1        | 0        | 0             | 0        | 0        | 0        | 0        | 0        | 0        | 0        | 0        |
| T.Murphy            | 3                       | 2         | 5         | 1        | 10        | 1        | 3        | 0        | 0        | 0        | 0        | 0             | 0        | 0        | 0        | 0        | 0        | 0        | 0        | 0        |
| C.Baker             | 4                       | 0         | 4         | 0        | 0         | 1        | 0        | 0        | 0        | 0        | 0        | 0             | 0        | 0        | 0        | 0        | 0        | 0        | 0        | 0        |
| B.Breeland          | 3                       | 1         | 4         | 0        | 0         | 1        | 0        | 0        | 3        | 0        | 0        | 0             | 0        | 0        | 0        | 0        | 0        | 0        | 0        | 0        |
| G.Toler             | 3                       | 0         | 3         | 0        | 0         | 0        | 0        | 0        | 0        | 0        | 0        | 0             | 0        | 0        | 0        | 0        | 0        | 0        | 0        | 0        |
| P.Smith             | 1                       | 2         | 3         | 0        | 0         | 0        | 0        | 0        | 1        | 0        | 0        | 0             | 0        | 0        | 0        | 0        | 0        | 0        | 0        | 0        |
| D.Ihenacho          | 1                       | 2         | 3         | 0        | 0         | 0        | 0        | 0        | 0        | 0        | 0        | 1             | 0        | 0        | 0        | 0        | 0        | 0        | 0        | 0        |
| R.Kerrigan          | 1                       | 1         | 2         | 0        | 0         | 1        | 1        | 0        | 0        | 0        | 0        | 0             | 0        | 0        | 0        | 0        | 0        | 0        | 0        | 0        |
| E.Hood              | 0                       | 2         | 2         | 0        | 0         | 0        | 0        | 0        | 0        | 0        | 0        | 0             | 0        | 0        | 0        | 0        | 0        | 0        | 0        | 0        |
| Q.Dunbar            | 1                       | 0         | 1         | 1        | 0         | 0        | 1        | 0        | 2        | 0        | 0        | 0             | 0        | 0        | 0        | 0        | 0        | 0        | 0        | 0        |
| D.Everett           | 1                       | 0         | 1         | 0        | 0         | 0        | 0        | 0        | 0        | 0        | 0        | 1             | 0        | 0        | 0        | 0        | 0        | 0        | 0        | 0        |
| M.Ioannidis         | 1                       | 0         | 1         | 0        | 0         | 0        | 0        | 0        | 0        | 0        | 0        | 0             | 0        | 0        | 0        | 0        | 0        | 0        | 0        | 0        |
| C.Jenkins           | 1                       | 0         | 1         | 0        | 0         | 1        | 0        | 0        | 0        | 0        | 0        | 0             | 0        | 0        | 0        | 0        | 0        | 0        | 0        | 0        |
| K.Fuller            | 0                       | 1         | 1         | 0        | 0         | 0        | 0        | 0        | 0        | 0        | 0        | 0             | 0        | 0        | 0        | 0        | 0        | 0        | 0        | 0        |
| R.Jean Francois     | 0                       | 1         | 1         | 0        | 0         | 0        | 0        | 0        | 0        | 0        | 0        | 0             | 0        | 0        | 0        | 0        | 0        | 0        | 0        | 0        |
| R.Grant             | 0                       | 0         | 0         | 0        | 0         | 0        | 0        | 0        | 0        | 0        | 0        | 1             | 0        | 0        | 0        | 0        | 0        | 0        | 0        | 0        |
| N.Moody             | 0                       | 0         | 0         | 0        | 0         | 0        | 0        | 0        | 0        | 0        | 0        | 1             | 0        | 0        | 0        | 0        | 0        | 0        | 0        | 0        |
| T.Garvin            | 0                       | 0         | 0         | 0        | 0         | 0        | 0        | 0        | 0        | 0        | 0        | 1             | 0        | 0        | 0        | 0        | 0        | 0        | 0        | 0        |
| M.Brown             | 0                       | 0         | 0         | 0        | 0         | 0        | 0        | 0        | 0        | 0        | 0        | 0             | 1        | 0        | 0        | 0        | 0        | 0        | 0        | 0        |
| S.Lauvao            | 0                       | 0         | 0         | 0        | 0         | 0        | 0        | 0        | 0        | 0        | 0        | 0             | 0        | 0        | 0        | 0        | 1        | 0        | 0        | 0        |
| V.Davis             | 0                       | 0         | 0         | 0        | 0         | 0        | 0        | 0        | 0        | 0        | 0        | 0             | 0        | 0        | 0        | 0        | 1        | 0        | 0        | 0        |
| <b>Total</b>        | <b>45</b>               | <b>26</b> | <b>71</b> | <b>2</b> | <b>10</b> | <b>5</b> | <b>5</b> | <b>0</b> | <b>7</b> | <b>1</b> | <b>0</b> | <b>7</b>      | <b>1</b> | <b>0</b> | <b>0</b> | <b>0</b> | <b>2</b> | <b>0</b> | <b>0</b> | <b>0</b> |





## First Quarter

12/19/2016

## Play By Play

WAS wins the coin toss and elects to defer. CAR elects to Receive, and WAS elects to defend the west goal.

D.Hopkins kicks 65 yards from WAS 35 to end zone, Touchback.

Carolina Panthers at 15:00

- 1-10-CAR 25 (15:00) J.Stewart right tackle to CAR 30 for 5 yards (M.Spaight).
- 2-5-CAR 30 (14:33) (No Huddle, Shotgun) C.Newton pass deep right to G.Olsen to WAS 39 for 31 yards (J.Norman). P1
- 1-10-WAS 39 (14:02) (No Huddle, Shotgun) C.Newton pass short middle to T.Ginn to WAS 21 for 18 yards (J.Norman). P2
- 1-10-WAS 21 (13:35) (No Huddle, Shotgun) J.Stewart left guard to WAS 17 for 4 yards (D.Whitner). FUMBLES (D.Whitner), and recovers at WAS 17. J.Stewart to WAS 17 for no gain (D.Whitner).
- 2-6-WAS 17 (12:56) (No Huddle, Shotgun) C.Newton pass incomplete short middle to D.Funchess (Q.Dunbar).
- 3-6-WAS 17 (12:51) (Shotgun) C.Newton pass incomplete deep right to G.Olsen (B.Breeland).
- 4-6-WAS 17 (12:45) G.Gano 35 yard field goal is GOOD, Center-J.Jansen, Holder-M.Palardy.

CAR 3 WAS 0, 7 plays, 58 yards, 2:20 drive, 2:20 elapsed

G.Gano kicks 65 yards from CAR 35 to end zone, Touchback.

Washington Redskins at 12:40

- 1-10-WAS 25 (12:40) (Shotgun) K.Cousins pass incomplete short right to V.Davis.
- 2-10-WAS 25 (12:36) (Shotgun) C.Thompson right end to WAS 31 for 6 yards (T.Boston).
- 3-4-WAS 31 (11:59) (Shotgun) K.Cousins pass incomplete short left to D.Jackson.
- 4-4-WAS 31 (11:55) T.Way punts 45 yards to CAR 24, Center-N.Sundberg. T.Ginn pushed ob at CAR 27 for 3 yards (M.Spaight).

Carolina Panthers at 11:44

- 1-10-CAR 27 (11:44) C.Newton sacked at CAR 27 for 0 yards (Q.Dunbar).
- 2-10-CAR 27 (11:03) (No Huddle, Shotgun) C.Newton pass incomplete short middle to K.Benjamin [R.Kerrigan].  
Timeout #1 by CAR at 10:55.
- 3-10-CAR 27 (10:55) (Shotgun) J.Stewart up the middle to CAR 23 for -4 yards (C.Baker).
- 4-14-CAR 23 (10:20) M.Palardy punts 44 yards to WAS 33, Center-J.Jansen. J.Crowder to WAS 37 for 4 yards (C.Brown).

Washington Redskins at 10:10

- 1-10-WAS 37 (10:10) T.Nsekhe reported in as eligible. R.Kelley up the middle to WAS 38 for 1 yard (K.Coleman, V.Butler).
- 2-9-WAS 38 (9:30) (Shotgun) K.Cousins pass short left to J.Crowder ran ob at WAS 43 for 5 yards.
- 3-4-WAS 43 (8:59) (Shotgun) K.Cousins pass short right to P.Garcon to CAR 49 for 8 yards (L.Johnson). P1
- 1-10-CAR 49 (8:34) (No Huddle, Shotgun) K.Cousins pass deep middle to D.Jackson to CAR 26 for 23 yards (K.Coleman). P2
- 1-10-CAR 26 (7:54) R.Kelley up the middle to CAR 27 for -1 yards (T.Davis, A.Klein).
- 2-11-CAR 27 (7:13) (Shotgun) K.Cousins pass short right to R.Kelley to CAR 25 for 2 yards (J.Bradberry).
- 3-9-CAR 25 (6:29) (Shotgun) K.Cousins pass incomplete deep left to P.Garcon.
- 4-9-CAR 25 (6:23) D.Hopkins 43 yard field goal is GOOD, Center-N.Sundberg, Holder-T.Way.

CAR 3 WAS 3, 8 plays, 38 yards, 3:52 drive, 8:42 elapsed

D.Hopkins kicks 64 yards from WAS 35 to CAR 1. F.Whittaker to CAR 16 for 15 yards (R.Grant).

Carolina Panthers at 6:18, (1st play from scrimmage 6:12)

- 1-10-CAR 16 (6:12) (Shotgun) J.Stewart left guard to CAR 23 for 7 yards (M.Spaight, M.Foster).
- 2-3-CAR 23 (5:34) D.Yankey reported in as eligible. J.Stewart left guard to CAR 38 for 15 yards (M.Spaight, M.Foster). R3
- 1-10-CAR 38 (4:53) (No Huddle, Shotgun) J.Stewart right end to CAR 40 for 2 yards (C.Baker).
- 2-8-CAR 40 (4:11) (No Huddle, Shotgun) C.Newton pass short middle to K.Benjamin to 50 for 10 yards (J.Norman). P4
- 1-10-50 (3:29) (Shotgun) C.Newton pass short left to C.Brown to WAS 36 for 14 yards (M.Spaight). P5
- 1-10-WAS 36 (2:45) C.Newton pass incomplete short right to T.Ginn (B.Breeland).
- 2-10-WAS 36 (2:38) (Shotgun) J.Stewart right tackle to WAS 30 for 6 yards (P.Smith; M.Foster).
- 3-4-WAS 30 (1:57) (No Huddle, Shotgun) C.Newton pass deep middle to T.Ginn for 30 yards, TOUCHDOWN. P6  
G.Gano extra point is GOOD, Center-J.Jansen, Holder-M.Palardy.

CAR 10 WAS 3, 8 plays, 84 yards, 4:28 drive, 13:10 elapsed

G.Gano kicks 65 yards from CAR 35 to end zone, Touchback.

Washington Redskins at 1:50

- 1-10-WAS 25 (1:50) K.Cousins pass short right to V.Davis to WAS 27 for 2 yards (S.Thompson).
- 2-8-WAS 27 (1:11) (Shotgun) K.Cousins pass short middle to V.Davis to WAS 38 for 11 yards (K.Coleman). P3
- 1-10-WAS 38 (:39) (No Huddle, Shotgun) K.Cousins pass deep left intended for V.Davis INTERCEPTED by K.Coleman at CAR 39. K.Coleman pushed ob at WAS 24 for 37 yards (S.Lauvao).

Carolina Panthers vs Washington Redskins at FedExField

Carolina Panthers at 0:28

1-10-WAS 24 (:28) J.Stewart right tackle to WAS 16 for 8 yards (D.Everett, D.Whitner).

END OF QUARTER

|                     | Score | Time Poss | First Downs |   |   |   | Efficiencies |        |
|---------------------|-------|-----------|-------------|---|---|---|--------------|--------|
|                     |       |           | R           | P | X | T | 3 Down       | 4 Down |
| Carolina Panthers   | 10    | 8:50      | 1           | 5 | 0 | 6 | 1/3          | 0/0    |
| Washington Redskins | 3     | 6:10      | 0           | 3 | 0 | 3 | 1/3          | 0/0    |

## Second Quarter

12/19/2016

## Play By Play

Carolina Panthers continued.

|                  |  |    |
|------------------|--|----|
| 2-2-WAS 16       | (15:00) (Shotgun) J.Stewart up the middle to WAS 8 for 8 yards (D.Whitner).                | R7 |
| <u>1-8-WAS 8</u> | (14:32) (Shotgun) F.Whittaker up the middle to WAS 6 for 2 yards (C.Baker).                |    |
| 2-6-WAS 6        | (13:53) (No Huddle, Shotgun) M.Tolbert left tackle to WAS 3 for 3 yards (M.Foster).        |    |
| 3-3-WAS 3        | (13:11) (Shotgun) C.Newton pass short right to G.Olsen to WAS 5 for -2 yards (B.Breeland). |    |
| 4-5-WAS 5        | (12:26) G.Gano 23 yard field goal is GOOD, Center-J.Jansen, Holder-M.Palardy.              |    |

CAR 13 WAS 3, 6 plays, 19 yards, 3:07 drive, 2:39 elapsed

G.Gano kicks 65 yards from CAR 35 to end zone, Touchback.

Washington Redskins at 12:21

|             |   |
|-------------|---|
| 1-10-WAS 25 | (12:21) T.Nsekhe reported in as eligible. R.Kelley right guard to WAS 27 for 2 yards (K.Coleman, T.Davis).    |
| 2-8-WAS 27  | (11:43) (Shotgun) K.Cousins pass incomplete short left to J.Crowder (R.Delaire).                              |
| 3-8-WAS 27  | (11:39) (Shotgun) K.Cousins pass incomplete short left to C.Thompson.   |
| 4-8-WAS 27  | (11:33) T.Way punts 56 yards to CAR 17, Center-N.Sundberg. T.Ginn pushed ob at CAR 34 for 17 yards (N.Moody). |

Carolina Panthers at 11:22

|                    |   |    |
|--------------------|---|----|
| 1-10-CAR 34        | (11:22) (Shotgun) C.Newton pass deep right to G.Olsen to WAS 39 for 27 yards (T.Murphy).  | P8 |
| <u>1-10-WAS 39</u> | (10:36) (Shotgun) C.Newton pass incomplete short right.                                   |    |
| 2-10-WAS 39        | (10:28) J.Stewart right end to WAS 28 for 11 yards (M.Foster, D.Ihenacho).                | R9 |
| <u>1-10-WAS 28</u> | (9:41) (No Huddle) J.Stewart right guard to WAS 27 for 1 yard (M.Ioannidis, E.Hood).      |    |
| 2-9-WAS 27         | (9:03) (No Huddle, Shotgun) C.Newton pass incomplete short left to K.Benjamin (Q.Dunbar). |    |
| 3-9-WAS 27         | (8:57) (No Huddle, Shotgun) C.Newton scrambles right end to WAS 26 for 1 yard (T.Murphy). |    |
|                    | PENALTY on CAR-C.Newton, Taunting, 15 yards, enforced at WAS 26.                          |    |
| 4-23-WAS 41        | (8:46) M.Palardy punts 30 yards to WAS 11, Center-J.Jansen, fair catch by J.Crowder.      |    |

Washington Redskins at 8:37

|                    |   |    |
|--------------------|---|----|
| 1-10-WAS 11        | (8:37) K.Cousins pass deep middle to P.Garcon to WAS 31 for 20 yards (K.Coleman; J.Bradberry).                              | P4 |
| <u>1-10-WAS 31</u> | (7:56) T.Nsekhe reported in as eligible. K.Cousins pass short left to R.Kelley to WAS 48 for 17 yards (A.Klein, K.Coleman). | P5 |
| <u>1-10-WAS 48</u> | (7:10) PENALTY on CAR-M.Addison, Neutral Zone Infraction, 5 yards, enforced at WAS 48 - No Play.                            |    |
| 1-5-CAR 47         | (6:55) K.Cousins pass short right to R.Kelley to CAR 25 for 22 yards (S.Lotulelei).   | P6 |
| <u>1-10-CAR 25</u> | (6:14) R.Kelley right end to CAR 20 for 5 yards (K.Short).  |    |
|                    | PENALTY on WAS-B.Scherff, Offensive Holding, 10 yards, enforced at CAR 25 - No Play.  |    |
| 1-20-CAR 35        | (5:51) (Shotgun) C.Thompson right end to CAR 31 for 4 yards (K.Coleman).  |    |
| 2-16-CAR 31        | (5:14) (Shotgun) K.Cousins pass short middle to C.Thompson to CAR 22 for 9 yards (T.Davis).                                 |    |
| 3-7-CAR 22         | (4:30) (Shotgun) K.Cousins pass short left to D.Jackson pushed ob at CAR 5 for 17 yards (T.Boston).                         | P7 |
| <u>1-5-CAR 5</u>   | (3:54) T.Nsekhe reported in as eligible. R.Kelley left guard for 5 yards, TOUCHDOWN.  | R8 |
|                    | D.Hopkins extra point is No Good, Wide Left, Center-N.Sundberg, Holder-T.Way.   |    |

CAR 13 WAS 9, 7 plays, 89 yards, 1 penalty, 4:54 drive, 11:17 elapsed

D.Hopkins kicks 65 yards from WAS 35 to end zone, Touchback.

Carolina Panthers at 3:43

|                    |   |     |
|--------------------|---|-----|
| 1-10-CAR 25        | (3:43) C.Newton pass short left to M.Tolbert to CAR 37 for 12 yards (J.Norman; M.Foster). | P10 |
| <u>1-10-CAR 37</u> | (3:02) (No Huddle) J.Stewart right tackle to CAR 36 for -1 yards (C.Jenkins, M.Spaight).  |     |
| 2-11-CAR 36        | (2:23) C.Newton pass incomplete short left to T.Ginn (B.Breeland).                        |     |
| 3-11-CAR 36        | (2:16) (Shotgun) C.Newton sacked at CAR 26 for -10 yards (T.Murphy).                      |     |

Two-Minute Warning

|             |   |
|-------------|---|
| 4-21-CAR 26 | (2:00) M.Palardy punts 46 yards to WAS 28, Center-J.Jansen. J.Crowder to WAS 33 for 5 yards (J.Webb). |
|             | PENALTY on WAS-M.Brown, Illegal Block Above the Waist, 10 yards, enforced at WAS 33.                  |

Washington Redskins at 1:47

|             |   |
|-------------|---|
| 1-10-WAS 23 | (1:47) (Shotgun) K.Cousins pass incomplete short left to P.Garcon.  |
| 2-10-WAS 23 | (1:42) (Shotgun) K.Cousins pass short left to D.Jackson pushed ob at WAS 31 for 8 yards (D.Worley).         |
| 3-2-WAS 31  | (1:37) (Shotgun) K.Cousins pass incomplete short right to P.Garcon.   |
| 4-2-WAS 31  | (1:31) T.Way punts 43 yards to CAR 26, Center-N.Sundberg. T.Ginn ran ob at CAR 34 for 8 yards (D.Ihenacho). |

Carolina Panthers at 1:22



Carolina Panthers vs Washington Redskins at FedExField

- 1-10-CAR 34 (1:22) (Shotgun) C.Newton pass short middle to C.Brown to CAR 43 for 9 yards (D.Whitner; M.Spaight).
- 2-1-CAR 43 (1:00) (No Huddle, Shotgun) C.Newton pass short left to C.Brown to WAS 38 for 19 yards (G.Toler).  
Timeout #2 by CAR at 00:53.
- 1-10-WAS 38 (:53) (Shotgun) C.Newton pass incomplete short left to G.Olsen.  
PENALTY on CAR-T.Turner, Illegal Use of Hands, 10 yards, enforced at WAS 38 - No Play.
- 1-20-WAS 48 (:47) (Shotgun) C.Newton pass short right to G.Olsen pushed ob at WAS 39 for 9 yards (J.Norman).
- 2-11-WAS 39 (:41) (No Huddle, Shotgun) C.Newton pass incomplete short right to C.Brown.
- 3-11-WAS 39 (:32) (No Huddle, Shotgun) C.Newton pass incomplete short left to G.Olsen (P.Smith).
- 4-11-WAS 39 (:27) M.Palardy punts 24 yards to WAS 15, Center-J.Jansen, downed by CAR-M.Griffin.

Washington Redskins at 0:16

- 1-10-WAS 15 (:16) T.Nsekhe reported in as eligible. K.Cousins kneels to WAS 14 for -1 yards.

END OF QUARTER

|                     | Score | Time Poss | First Downs |   |   |   | Efficiencies |        |
|---------------------|-------|-----------|-------------|---|---|---|--------------|--------|
|                     |       |           | R           | P | X | T | 3 Down       | 4 Down |
| Carolina Panthers   | 13    | 8:26      | 2           | 3 | 0 | 5 | 0/4          | 0/0    |
| Washington Redskins | 9     | 6:34      | 1           | 4 | 0 | 5 | 1/3          | 0/0    |

## Third Quarter

12/19/2016

## Play By Play

WAS elects to Receive, and CAR elects to defend the East goal.

G.Gano kicks 68 yards from CAR 35 to WAS -3. W.Blackmon to WAS 14 for 17 yards (C.Jones).

Washington Redskins at 15:00, (1st play from scrimmage 14:56)

1-10-WAS 14 (14:56) K.Cousins sacked at WAS 5 for -9 yards (W.Horton). FUMBLES (W.Horton), RECOVERED by CAR-W.Horton at WAS 5. W.Horton to WAS 1 for 4 yards (V.Davis).

Carolina Panthers at 14:47

1-1-WAS 1 (14:47) D.Yankey reported in as eligible. J.Stewart up the middle to WAS 1 for no gain (M.Spaight).

2-1-WAS 1 (14:08) C.Newton pass short right to M.Tolbert for 1 yard, TOUCHDOWN. P12

G.Gano extra point is GOOD, Center-J.Jansen, Holder-M.Palardy.

CAR 20 WAS 9, 2 plays, 1 yards, 0:49 drive, 1:02 elapsed

G.Gano kicks 64 yards from CAR 35 to WAS 1. C.Thompson MUFFS catch, and recovers at WAS 4. C.Thompson to WAS 20 for 16 yards (M.Griffin; J.Norris).

Washington Redskins at 13:58, (1st play from scrimmage 13:51)

1-10-WAS 20 (13:51) R.Kelley up the middle to WAS 20 for no gain (K.Short, T.Boston).

2-10-WAS 20 (13:17) (Shotgun) K.Cousins pass short left to J.Crowder pushed ob at WAS 26 for 6 yards (D.Worley).

3-4-WAS 26 (12:48) (Shotgun) K.Cousins pass incomplete short right to D.Jackson.

4-4-WAS 26 (12:41) T.Way punts 51 yards to CAR 23, Center-N.Sundberg. T.Ginn pushed ob at CAR 42 for 19 yards (T.Garvin). WAS-Q.Dunbar was injured during the play. He is Out. 47- Dunbar is being evaluated for a concussion

Carolina Panthers at 12:27

1-10-CAR 42 (12:27) (Shotgun) C.Newton pass short left to K.Benjamin pushed ob at WAS 48 for 10 yards (B.Breeland). P13

1-10-WAS 48 (11:55) C.Newton pass incomplete deep left.

PENALTY on CAR-C.Newton, Intentional Grounding, 10 yards, enforced at WAS 48.

2-20-CAR 42 (11:48) (Shotgun) C.Newton pass short right to T.Ginn pushed ob at 50 for 8 yards (J.Norman).

3-12-50 (11:11) (Shotgun) C.Newton pass incomplete deep right to T.Ginn (J.Norman).

4-12-50 (11:03) M.Palardy punts 33 yards to WAS 17, Center-J.Jansen. J.Crowder to WAS 22 for 5 yards (L.Young).

Washington Redskins at 10:53

1-10-WAS 22 (10:53) T.Nsekhe reported in as eligible. R.Kelley left tackle to WAS 23 for 1 yard (S.Thompson).

2-9-WAS 23 (10:16) (Shotgun) K.Cousins pass short middle to P.Garcon to WAS 30 for 7 yards (A.Klein; T.Davis).

3-2-WAS 30 (9:35) (Shotgun) R.Kelley up the middle to WAS 30 for no gain (M.Addison, R.Delaire). WAS-J.Reed was injured during the play.

4-2-WAS 30 (9:12) T.Way punts 41 yards to CAR 29, Center-N.Sundberg, out of bounds.

Carolina Panthers at 9:04

1-10-CAR 29 (9:04) J.Stewart up the middle to CAR 31 for 2 yards (M.Foster).

2-8-CAR 31 (8:28) (No Huddle, Shotgun) J.Stewart right guard to CAR 38 for 7 yards (D.Whitner).

3-1-CAR 38 (7:45) D.Yankey reported in as eligible. C.Newton pass short left to E.Dickson pushed ob at WAS 34 for 28 yards (B.Breeland) [T.Murphy]. P14

1-10-WAS 34 (7:10) (No Huddle, Shotgun) J.Stewart left end pushed ob at WAS 21 for 13 yards (G.Toler, D.Ihenacho). R15

PENALTY on WAS-G.Toler, Face Mask (15 Yards), 10 yards, enforced at WAS 21. X16

1-10-WAS 11 (6:44) (Shotgun) J.Stewart right end to WAS 14 for -3 yards (R.Kerrigan).

2-13-WAS 14 (6:01) (Shotgun) C.Newton pass incomplete short middle to D.Funchess.

3-13-WAS 14 (5:58) (Shotgun) C.Newton pass short left to J.Stewart to WAS 6 for 8 yards (M.Foster).

4-5-WAS 6 (5:11) G.Gano 23 yard field goal is GOOD, Center-J.Jansen, Holder-M.Palardy.

CAR 23 WAS 9, 8 plays, 65 yards, 1 penalty, 3:57 drive, 9:53 elapsed

G.Gano kicks 65 yards from CAR 35 to end zone, Touchback.

Washington Redskins at 5:07

1-10-WAS 25 (5:07) K.Cousins pass short left to R.Kelley to WAS 31 for 6 yards (A.Klein; D.Worley).

2-4-WAS 31 (4:38) (No Huddle) K.Cousins pass incomplete deep right to D.Jackson. P9

Washington challenged the incomplete pass ruling, and the play was REVERSED.

(No Huddle) K.Cousins pass deep right to D.Jackson ran ob at WAS 48 for 17 yards.

1-10-WAS 48 (4:25) K.Cousins pass short middle to P.Garcon to CAR 37 for 15 yards (K.Coleman). P10

1-10-CAR 37 (3:50) (No Huddle, Shotgun) R.Kelley right tackle to CAR 35 for 2 yards (S.Lotulelei).

2-8-CAR 35 (3:08) (Shotgun) K.Cousins pass short left to P.Garcon to CAR 26 for 9 yards (D.Worley, L.Johnson). P11

1-10-CAR 26 (2:39) (No Huddle, Shotgun) K.Cousins pass short right to V.Davis pushed ob at CAR 24 for 2 yards (T.Davis).

2-8-CAR 24 (2:07) (Shotgun) K.Cousins pass short right to J.Reed to CAR 18 for 6 yards (T.Davis).

3-2-CAR 18 (1:20) (Shotgun) K.Cousins pass incomplete short left to D.Jackson [V.Butler].

4-2-CAR 18 (1:13) (Shotgun) K.Cousins pass short middle to J.Crowder to CAR 10 for 8 yards (T.Boston). P12

Carolina Panthers vs Washington Redskins at FedExField

1-10-CAR 10 (:36) R.Kelley left end to CAR 12 for -2 yards (A.Klein, K.Short).

PENALTY on WAS-J.Reed, Disqualification, 15 yards, enforced at CAR 12.

2-27-CAR 27 (:19) (Shotgun) K.Cousins pass short left to C.Thompson to CAR 26 for 1 yard (K.Short).

END OF QUARTER

|                     | Score | Time<br>Poss | First Downs |   |   |   | Efficiencies |        |
|---------------------|-------|--------------|-------------|---|---|---|--------------|--------|
|                     |       |              | R           | P | X | T | 3 Down       | 4 Down |
| Carolina Panthers   | 23    | 6:20         | 1           | 3 | 1 | 5 | 1/3          | 0/0    |
| Washington Redskins | 9     | 8:40         | 0           | 4 | 0 | 4 | 0/3          | 1/1    |

## Fourth Quarter

12/19/2016

## Play By Play

Washington Redskins continued.

3-26-CAR 26 (15:00) (Shotgun) K.Cousins pass short right to P.Garcon to CAR 8 for 18 yards (J.Bradberry, T.Boston).

4-8-CAR 8 (14:13) D.Hopkins 26 yard field goal is GOOD, Center-N.Sundberg, Holder-T.Way.

CAR 23 WAS 12, 13 plays, 67 yards, 5:59 drive, 0:52 elapsed

D.Hopkins kicks 66 yards from WAS 35 to CAR -1. J.Webb to CAR 15 for 16 yards (D.Everett, M.Brown).

Carolina Panthers at 14:08, (1st play from scrimmage 14:03)

1-10-CAR 15 (14:03) (Shotgun) C.Newton pass short middle to G.Olsen to CAR 29 for 14 yards (G.Toler, M.Spaight). WAS-G.Toler was injured during the play. 20-Toler is being evaluated for a concussion P17

1-10-CAR 29 (13:27) (Shotgun) C.Newton pass short middle to G.Olsen to CAR 35 for 6 yards (M.Spaight).

2-4-CAR 35 (12:44) (No Huddle, Shotgun) C.Newton pass incomplete deep right to T.Ginn.

3-4-CAR 35 (12:35) (Shotgun) C.Newton pass short left to F.Whittaker pushed ob at WAS 40 for 25 yards (D.Ihenacho). P18

1-10-WAS 40 (12:07) (No Huddle, Shotgun) F.Whittaker right guard to WAS 40 for no gain (C.Baker).

Timeout #1 by CAR at 11:25.

2-10-WAS 40 (11:25) (Shotgun) J.Stewart left guard to WAS 38 for 2 yards (M.Spaight; R.Kerrigan).

3-8-WAS 38 (10:45) (No Huddle, Shotgun) C.Newton pass incomplete short middle to G.Olsen.

4-8-WAS 38 (10:40) M.Palardy punts 31 yards to WAS 7, Center-J.Jansen, fair catch by J.Crowder.

Washington Redskins at 10:32

1-10-WAS 7 (10:32) (Shotgun) K.Cousins pass short right to D.Jackson pushed ob at WAS 17 for 10 yards (K.Coleman). P13

1-10-WAS 17 (10:20) (No Huddle, Shotgun) K.Cousins pass incomplete deep left to P.Garcon.

2-10-WAS 17 (10:12) (Shotgun) K.Cousins pass incomplete short left to V.Davis (K.Short).

3-10-WAS 17 (10:08) (No Huddle, Shotgun) K.Cousins pass incomplete short right to V.Davis.

4-10-WAS 17 (10:00) T.Way punts 50 yards to CAR 33, Center-N.Sundberg. T.Ginn to CAR 45 for 12 yards (M.Spaight).

Carolina Panthers at 9:48

1-10-CAR 45 (9:48) J.Stewart up the middle to CAR 49 for 4 yards (M.Spaight, P.Smith).

2-6-CAR 49 (9:16) (Shotgun) J.Stewart left tackle to 50 for 1 yard (P.Smith).

3-5-50 (8:36) (Shotgun) C.Newton pass short left to T.Ginn ran ob at WAS 42 for 8 yards. P19

1-10-WAS 42 (8:10) (Shotgun) F.Whittaker left end to WAS 41 for 1 yard (M.Spaight, T.Murphy).

2-9-WAS 41 (7:23) (Shotgun) C.Newton pass short right to M.Tolbert to WAS 26 for 15 yards (M.Spaight). P20

1-10-WAS 26 (6:36) C.Newton pass incomplete short right to J.Stewart.

2-10-WAS 26 (6:30) J.Stewart left tackle to WAS 20 for 6 yards (K.Fuller; M.Foster).

3-4-WAS 20 (5:48) (No Huddle, Shotgun) C.Newton pass incomplete short left to D.Funchess [T.Murphy].

Penalty on CAR-G.Olsen, Offensive Pass Interference, declined.

Penalty on CAR-T.Turner, Offensive Holding, declined.

4-4-WAS 20 (5:41) G.Gano 38 yard field goal is No Good, Wide Left, Center-J.Jansen, Holder-M.Palardy.

Washington Redskins at 5:37

1-10-WAS 28 (5:37) (Shotgun) K.Cousins pass short middle to C.Thompson to WAS 35 for 7 yards (M.Addison, L.Johnson).

2-3-WAS 35 (5:16) (No Huddle, Shotgun) K.Cousins pass short right to D.Jackson ran ob at WAS 49 for 14 yards. P14

1-10-WAS 49 (5:03) (No Huddle, Shotgun) K.Cousins pass incomplete deep right to D.Jackson. P15

Washington challenged the incomplete pass ruling, and the play was REVERSED.

(No Huddle, Shotgun) K.Cousins pass deep right to D.Jackson ran ob at CAR 29 for 22 yards.

1-10-CAR 29 (4:56) (Shotgun) K.Cousins pass short right to C.Thompson pushed ob at CAR 26 for 3 yards (T.Davis).

2-7-CAR 26 (4:51) (Shotgun) K.Cousins scrambles right end pushed ob at CAR 14 for 12 yards (K.Short). R16

PENALTY on CAR-K.Short, Unnecessary Roughness, 7 yards, enforced at CAR 14. X17

1-7-CAR 7 (4:42) (Shotgun) K.Cousins pass incomplete short right to V.Davis.

2-7-CAR 7 (4:36) (Shotgun) K.Cousins pass short left to P.Garcon to CAR 6 for 1 yard (D.Worley).

3-6-CAR 6 (4:05) (No Huddle, Shotgun) K.Cousins pass incomplete short left.

PENALTY on WAS-M.Moses, Illegal Use of Hands, 10 yards, enforced at CAR 6 - No Play.

3-16-CAR 16 (3:56) (Shotgun) K.Cousins pass incomplete short right to C.Thompson.

4-16-CAR 16 (3:48) D.Hopkins 34 yard field goal is GOOD, Center-N.Sundberg, Holder-T.Way.

CAR 23 WAS 15, 9 plays, 56 yards, 1 penalty, 1:53 drive, 11:16 elapsed

D.Hopkins kicks 65 yards from WAS 35 to end zone, Touchback.

PENALTY on WAS, Illegal Formation, 5 yards, enforced at CAR 25.

Carolina Panthers at 3:44

Carolina Panthers vs Washington Redskins at FedExField

- 1-10-CAR 30 (3:44) J.Stewart right end to WAS 36 for 34 yards (M.Foster). R21
- 1-10-WAS 36 (2:54) J.Stewart up the middle to WAS 33 for 3 yards (M.Foster).  
Timeout #1 by WAS at 02:50.
- 2-7-WAS 33 (2:50) (Shotgun) M.Tolbert right tackle to WAS 23 for 10 yards (J.Norman; R.Jean Francois). R22  
Timeout #2 by WAS at 02:29.
- 1-10-WAS 23 (2:29) J.Stewart left end to WAS 23 for no gain (M.Foster).  
Timeout #3 by WAS at 02:24.
- 2-10-WAS 23 (2:24) D.Yankey reported in as eligible. J.Stewart right tackle to WAS 22 for 1 yard (B.Breeland; E.Hood).

Two-Minute Warning

- 3-9-WAS 22 (2:00) (Shotgun) C.Newton right guard to WAS 22 for no gain (T.Murphy; M.Foster).  
Timeout #2 by CAR at 01:12.
- 4-9-WAS 22 (1:12) G.Gano 41 yard field goal is GOOD, Center-J.Jansen, Holder-M.Palardy.

CAR 26 WAS 15, 7 plays, 48 yards, 2:37 drive, 13:53 elapsed

G.Gano kicks 65 yards from CAR 35 to end zone, Touchback.

Washington Redskins at 1:07

- 1-10-WAS 25 (1:07) (Shotgun) K.Cousins pass short left to C.Thompson pushed ob at WAS 31 for 6 yards (T.Davis).  
PENALTY on CAR-T.Davis, Unnecessary Roughness, 15 yards, enforced at WAS 31. X18
- 1-10-WAS 46 (1:00) (Shotgun) K.Cousins pass short right to V.Davis pushed ob at CAR 46 for 8 yards (L.Johnson).
- 2-2-CAR 46 (:52) (Shotgun) K.Cousins pass short right to V.Davis ran ob at CAR 41 for 5 yards.  
PENALTY on WAS-S.Lauvao, Offensive Holding, 10 yards, enforced at CAR 46 - No Play.
- 2-12-WAS 44 (:49) (Shotgun) K.Cousins pass short left to J.Crowder to WAS 49 for 5 yards (K.Love). FUMBLES (K.Love), RECOVERED by CAR-K.Love at 50.

Carolina Panthers at 0:39

- 1-10-50 (:39) C.Newton kneels to CAR 49 for -1 yards.

END OF QUARTER

|                     | Score | Time Poss | First Downs |   |   |   | Efficiencies |        |
|---------------------|-------|-----------|-------------|---|---|---|--------------|--------|
|                     |       |           | R           | P | X | T | 3 Down       | 4 Down |
| Carolina Panthers   | 26    | 11:03     | 2           | 4 | 0 | 6 | 2/5          | 0/0    |
| Washington Redskins | 15    | 3:57      | 1           | 3 | 2 | 6 | 0/3          | 0/0    |

# Miscellaneous Statistics Report

Carolina Panthers vs Washington Redskins  
12/19/2016 at FedExField

## Ten Longest Plays for Carolina Panthers

| Yards | Qtr | Play Start  | Play Description   |
|-------|-----|-------------|--|
| 34    | 4   | 1-10-CAR 30 | (3:44) J.Stewart right end to WAS 36 for 34 yards (M.Foster).  |
| 31    | 1   | 2-5-CAR 30  | (14:33) (No Huddle, Shotgun) C.Newton pass deep right to G.Olsen to WAS 39 for 31 yards (J.Norman).  |
| 30    | 1   | 3-4-WAS 30  | (1:57) (No Huddle, Shotgun) C.Newton pass deep middle to T.Ginn for 30 yards, TOUCHDOWN.   |
| 28    | 3   | 3-1-CAR 38  | (7:45) D.Yankey reported in as eligible. C.Newton pass short left to E.Dickson pushed ob at WAS 34 for 28 yards (B.Breeland) [T.Murphy].   |
| 27    | 2   | 1-10-CAR 34 | (11:22) (Shotgun) C.Newton pass deep right to G.Olsen to WAS 39 for 27 yards (T.Murphy).   |
| 25    | 4   | 3-4-CAR 35  | (12:35) (Shotgun) C.Newton pass short left to F.Whittaker pushed ob at WAS 40 for 25 yards (D.Ihenacho).   |
| 23    | 3   | 1-10-WAS 34 | (7:10) (No Huddle, Shotgun) J.Stewart left end pushed ob at WAS 21 for 13 yards (G.Toler, D.Ihenacho). PENALTY on WAS-G.Toler, Face Mask (15 Yards), 10 yards, enforced at WAS 21. |
| 19    | 2   | 2-1-CAR 43  | (1:00) (No Huddle, Shotgun) C.Newton pass short left to C.Brown to WAS 38 for 19 yards (G.Toler).  |
| 18    | 1   | 1-10-WAS 39 | (14:02) (No Huddle, Shotgun) C.Newton pass short middle to T.Ginn to WAS 21 for 18 yards (J.Norman).   |
| 15    | 1   | 2-3-CAR 23  | (5:34) D.Yankey reported in as eligible. J.Stewart left guard to CAR 38 for 15 yards (M.Spaight, M.Foster).  |

## Ten Longest Plays for Washington Redskins

| Yards | Qtr | Play Start  | Play Description  |
|-------|-----|-------------|---|
| 23    | 1   | 1-10-CAR 49 | (8:34) (No Huddle, Shotgun) K.Cousins pass deep middle to D.Jackson to CAR 26 for 23 yards (K.Coleman).                     |
| 22    | 2   | 1-5-CAR 47  | (6:55) K.Cousins pass short right to R.Kelley to CAR 25 for 22 yards (S.Lotulelei).   |
| 22    | 4   | 1-10-WAS 49 | (5:03) (No Huddle, Shotgun) K.Cousins pass incomplete deep right to D.Jackson.  |
| 21    | 4   | 1-10-WAS 25 | (1:07) (Shotgun) K.Cousins pass short left to C.Thompson pushed ob at WAS 31 for 6 yards (T.Davis).                         |
| 20    | 2   | 1-10-WAS 11 | (8:37) K.Cousins pass deep middle to P.Garcon to WAS 31 for 20 yards (K.Coleman; J.Bradberry).                              |
| 19    | 4   | 2-7-CAR 26  | (4:51) (Shotgun) K.Cousins scrambles right end pushed ob at CAR 14 for 12 yards (K.Short).                                  |
| 18    | 4   | 3-26-CAR 26 | (15:00) (Shotgun) K.Cousins pass short right to P.Garcon to CAR 8 for 18 yards (J.Bradberry, T.Boston).                     |
| 17    | 2   | 1-10-WAS 31 | (7:56) T.Nsekhe reported in as eligible. K.Cousins pass short left to R.Kelley to WAS 48 for 17 yards (A.Klein, K.Coleman). |
| 17    | 2   | 3-7-CAR 22  | (4:30) (Shotgun) K.Cousins pass short left to D.Jackson pushed ob at CAR 5 for 17 yards (T.Boston).                         |
| 17    | 3   | 2-4-WAS 31  | (4:38) (No Huddle) K.Cousins pass incomplete deep right to D.Jackson.   |

## Touchdown Scoring Information

|                |                     | Offense | Defense | Special Teams |
|----------------|---------------------|---------|---------|---------------|
| <b>VISITOR</b> | Carolina Panthers   | 2       | 0       | 0             |
| <b>HOME</b>    | Washington Redskins | 1       | 0       | 0             |

## Player Scoring Information

| Club | Player    | TD | Rush TD | Rec TD | KO TD | Punt TD | Int TD | Fum TD | Misc TD | FG | XP | 2Pt Rush | 2Pt Rec | Sfty | Points |
|------|-----------|----|---------|--------|-------|---------|--------|--------|---------|----|----|----------|---------|------|--------|
| CAR  | G.Gano    | 0  | 0       | 0      | 0     | 0       | 0      | 0      | 0       | 4  | 2  | 0        | 0       | 0    | 14     |
| CAR  | T.Ginn    | 0  | 0       | 1      | 0     | 0       | 0      | 0      | 0       | 0  | 0  | 0        | 0       | 0    | 6      |
| CAR  | M.Tolbert | 0  | 0       | 1      | 0     | 0       | 0      | 0      | 0       | 0  | 0  | 0        | 0       | 0    | 6      |
| WAS  | D.Hopkins | 0  | 0       | 0      | 0     | 0       | 0      | 0      | 0       | 3  | 0  | 0        | 0       | 0    | 9      |
| WAS  | R.Kelley  | 0  | 1       | 0      | 0     | 0       | 0      | 0      | 0       | 0  | 0  | 0        | 0       | 0    | 6      |

## Possession Detail

|                             | First Half |       | Second Half |       | Game    |       |
|-----------------------------|------------|-------|-------------|-------|---------|-------|
|                             | Visitor    | Home  | Visitor     | Home  | Visitor | Home  |
| Largest Lead                | 10         | 0     | 14          | 0     | 14      | 0     |
| Drives Leading              | 5          | 0     | 7           | 0     | 12      | 0     |
| Time of Possession Leading  | 10:28      | 0:00  | 17:23       | 0:00  | 27:51   | 0:00  |
| Largest Deficit             | 0          | -10   | 0           | -14   | 0       | -14   |
| Drives Trailing             | 0          | 7     | 0           | 7     | 0       | 14    |
| Time of Possession Trailing | 0:00       | 12:44 | 0:00        | 12:37 | 0:00    | 25:21 |
| Times Score Tied Up         |            | 1     |             | 0     |         | 1     |
| Lead Changes                |            | 2     |             | 0     |         | 2     |

# Playtime Percentage

*Percent of playtime per player on offense, defense and special teams*

## Carolina Panthers

## Washington Redskins

|             |    | Offense | Defense | Special Teams |     |                 |    | Offense | Defense | Special Teams |     |
|-------------|----|---------|---------|---------------|-----|-----------------|----|---------|---------|---------------|-----|
| C Scott     | G  | 73      | 100%    | 7             | 20% | S Lauvao        | G  | 64      | 100%    | 4             | 11% |
| M Remmers   | T  | 73      | 100%    | 7             | 20% | S Long          | G  | 64      | 100%    | 4             | 11% |
| T Larsen    | G  | 73      | 100%    | 7             | 20% | B Scherff       | G  | 64      | 100%    | 4             | 11% |
| A Norwell   | G  | 73      | 100%    | 7             | 20% | M Moses         | T  | 64      | 100%    |               |     |
| C Newton    | QB | 73      | 100%    |               |     | T Williams      | T  | 64      | 100%    |               |     |
| T Turner    | G  | 70      | 96%     | 7             | 20% | K Cousins       | QB | 64      | 100%    |               |     |
| G Olsen     | TE | 62      | 85%     |               |     | D Jackson       | WR | 58      | 91%     |               |     |
| J Stewart   | RB | 51      | 70%     |               |     | J Crowder       | WR | 56      | 88%     | 6             | 17% |
| D Funchess  | WR | 44      | 60%     |               |     | P Garcon        | WR | 45      | 70%     | 1             | 3%  |
| K Benjamin  | WR | 43      | 59%     |               |     | V Davis         | TE | 44      | 69%     |               |     |
| E Dickson   | TE | 37      | 51%     | 12            | 34% | C Thompson      | RB | 35      | 55%     | 7             | 20% |
| C Brown     | WR | 33      | 45%     | 10            | 29% | R Kelley        | RB | 29      | 45%     |               |     |
| T Ginn      | WR | 32      | 44%     | 6             | 17% | M Harris        | WR | 20      | 31%     | 15            | 43% |
| M Tolbert   | FB | 26      | 36%     | 19            | 54% | J Reed          | TE | 19      | 30%     |               |     |
| F Whittaker | RB | 17      | 23%     | 19            | 54% | T Nsekhe        | T  | 6       | 9%      | 4             | 11% |
| B Bersin    | WR | 14      | 19%     | 17            | 49% | D Carrier       | TE | 5       | 8%      | 15            | 43% |
| D Yankey    | G  | 9       | 12%     | 7             | 20% | R Grant         | WR | 3       | 5%      | 18            | 51% |
| J Bradberry | CB |         | 64 100% | 10            | 29% | M Spaight       | LB |         | 73 100% | 13            | 37% |
| D Worley    | CB |         | 64 100% | 10            | 29% | J Norman        | CB |         | 73 100% | 7             | 20% |
| T Davis     | LB |         | 64 100% | 4             | 11% | B Breeland      | CB |         | 71 97%  | 18            | 51% |
| K Coleman   | SS |         | 64 100% | 4             | 11% | M Foster        | LB |         | 71 97%  | 13            | 37% |
| T Boston    | FS |         | 63 98%  | 4             | 11% | D Ihenacho      | SS |         | 57 78%  | 18            | 51% |
| A Klein     | LB |         | 47 73%  | 4             | 11% | R Kerrigan      | LB |         | 52 71%  | 6             | 17% |
| L Johnson   | CB |         | 47 73%  |               |     | C Baker         | DE |         | 52 71%  |               |     |
| K Short     | DT |         | 44 69%  | 4             | 11% | P Smith         | LB |         | 51 70%  | 7             | 20% |
| M Addison   | DE |         | 40 62%  |               |     | T Murphy        | LB |         | 48 66%  | 16            | 46% |
| S Lotulelei | DT |         | 38 59%  | 4             | 11% | D Whitner       | SS |         | 43 59%  | 1             | 3%  |
| S Thompson  | LB |         | 34 53%  | 10            | 29% | E Hood          | DE |         | 41 56%  | 11            | 31% |
| K Ealy      | DE |         | 33 52%  | 4             | 11% | R Jean Francois | DE |         | 41 56%  | 11            | 31% |
| W Horton    | DE |         | 29 45%  |               |     | W Blackmon      | FS |         | 38 52%  | 4             | 11% |
| V Butler    | DT |         | 27 42%  | 3             | 9%  | Q Dunbar        | CB |         | 21 29%  | 11            | 31% |
| R Delaire   | DE |         | 23 36%  |               |     | C Jenkins       | DT |         | 20 27%  | 7             | 20% |
| K Love      | DT |         | 22 34%  |               |     | M Ioannidis     | DT |         | 16 22%  | 12            | 34% |
| M Griffin   | FS |         | 1 2%    | 24            | 69% | G Toler         | CB |         | 16 22%  | 8             | 23% |
| J Webb      | QB |         |         | 24            | 69% | K Fuller        | CB |         | 13 18%  | 15            | 43% |
| B Jacobs    | LB |         |         | 24            | 69% | D Everett       | FS |         | 4 5%    | 24            | 69% |
| C Jones     | FS |         |         | 24            | 69% | T Garvin        | LB |         | 2 3%    | 24            | 69% |
| J Norris    | LB |         |         | 24            | 69% | N Moody         | LB |         |         | 24            | 69% |
| D Mayo      | LB |         |         | 24            | 69% | M Brown         | RB |         |         | 18            | 51% |
| G Gano      | K  |         |         | 14            | 40% | T Way           | P  |         |         | 10            | 29% |
| L Young     | CB |         |         | 14            | 40% | N Sundberg      | LS |         |         | 10            | 29% |
| J Jansen    | LS |         |         | 13            | 37% | D Hopkins       | K  |         |         | 9             | 26% |
| M Palardy   | P  |         |         | 13            | 37% | H Bates         | LB |         |         | 6             | 17% |
|             |    |         |         |               |     | J Sullivan      | C  |         |         | 4             | 11% |

# National Football League Game Summary

NFL Copyright © 2016 by The National Football League. All rights reserved. This summary and play-by-play is for the express purpose of assisting media in their coverage of the game; any other use of this material is prohibited without the written permission of the National Football League. Updated: 12/31/2016

Date: Saturday, 12/24/2016 **Washington Redskins at Chicago Bears** Start Time: 12:00 PM CST  
at Soldier Field, Chicago, IL

## Game Day Weather

Game Weather: Cloudy, steady temps Temp: 37° F (2.8° C) Humidity: 79%, Wind: WSW 1 mph  
Played Outdoor on Turf: Grass Wind Chill: 37

## Officials

Referee: Allen, Brad () Umpire: Bryan, Fred (11) Head Linesman: Mello, Jim ()  
Line Judge: Symonette, Thomas () Side Judge: Meslow, David () Field Judge: Hill, Tom ()  
Back Judge: Paganelli, Dino (105) Replay Official: Lapetina, Jim ()

## Lineups

| Washington Redskins |            |         |                 | Chicago Bears |              |         |              |
|---------------------|------------|---------|-----------------|---------------|--------------|---------|--------------|
| Offense             |            | Defense |                 | Offense       |              | Defense |              |
| WR 88               | P.Garcon   | LDE 99  | R.Jean Francois | WR 17         | A.Jeffery    | DE 96   | A.Hicks      |
| LT 71               | T.Williams | NT 90   | E.Hood          | TE 82         | L.Paulsen    | DE 98   | M.Unrein     |
| LG 77               | S.Lauvao   | RDE 92  | C.Baker         | RT 70         | B.Massie     | OLB 94  | L.Floyd      |
| C 61                | S.Long     | SLB 94  | P.Smith         | RG 62         | T.Larsen     | ILB 44  | N.Kwiatkoski |
| RG 75               | B.Scherff  | MLB 51  | W.Compton       | C 65          | C.Whitehair  | ILB 50  | J.Freeman    |
| RT 76               | M.Moses    | MLB 54  | M.Foster        | LG 71         | J.Sitton     | OLB 97  | W.Young      |
| TE 85               | V.Davis    | WLB 91  | R.Kerrigan      | LT 72         | C.Leno       | CB 21   | T.Porter     |
| WR 80               | J.Crowder  | CB 26   | B.Breeland      | QB 12         | M.Barkley    | S 38    | A.Amos       |
| WR 11               | D.Jackson  | CB 24   | J.Norman        | RB 24         | J.Howard     | 3CB 37  | B.Callahan   |
| QB 8                | K.Cousins  | SS 39   | D.Whitner       | WR 81         | C.Meredith   | CB 35   | J.Banks      |
| RB 32               | R.Kelley   | FS 29   | D.Ihenacho      | TE 84         | B.Braunecker | S 26    | D.Bush       |

## Substitutions

K 3 D.Hopkins, P 5 T.Way, WR 13 M.Harris, WR 14 R.Grant, CB 20 G.Toler, S 22 D.Everett, RB 25 C.Thompson, RB 34 M.Brown, DB 35 D.Phillips, CB 38 K.Fuller, S 41 W.Blackmon, OLB 48 L.Trail, LB 50 M.Spaight, LB 52 T.Garvin, C 56 J.Sullivan, LS 57 N.Sundberg, LB 59 Z.Vigil, DL 73 C.Jenkins, G 74 A.Kouandjio, T 79 T.Nsekhe, TE 89 D.Carrier, LB/DE 93 T.Murphy, DE 98 M.Ioannidis

## Substitutions

K 4 C.Barth, WR 11 J.Bellamy, WR 14 D.Thompson, P 16 P.O'Donnell, DB 27 S.McManis, DB 29 H.Jones-Quartey, DB 30 D.Hurst, DB 31 C.Probinski, DB 32 D.Hall, RB 33 J.Langford, RB 45 B.Addison, LS 48 P.Scales, LB 49 S.Acho, LB 52 C.Jones, LB 53 J.Timu, OL 60 C.Edison, T 68 M.McCants, DL 69 C.Wilson, DL 74 J.Bullard, TE 80 M.Pruitt, TE 85 D.Brown, DL 90 C.Washington, LB 92 P.McPhee

## Did Not Play

QB 16 C.McCoy

## Did Not Play

QB 9 D.Fales

## Not Active

QB 2 N.Sudfeld, RB 31 M.Jones, S 36 S.Cravens, CB 47 Q.Dunbar, OL 60 V.Painter, G 78 K.Lichtensteiger, TE 86 J.Reed

## Not Active

DB 22 C.LeBlanc, RB 25 K.Carey, DB 36 D.Houston-Carson, FB 47 P.Lasike, LB 58 J.Anderson, OL 64 E.Kush, WR 83 D.Braverman

Field Goals (made ( ) & missed)

|          | D.Hopkins           | (29) (20) | C.Barth | 22B |   |    |    |       |
|----------|---------------------|-----------|---------|-----|---|----|----|-------|
|          |                     |           | 1       | 2   | 3 | 4  | OT | Total |
| VISITOR: | Washington Redskins |           | 14      | 10  | 7 | 10 | 0  | 41    |
| HOME:    | Chicago Bears       |           | 0       | 14  | 0 | 7  | 0  | 21    |

## Scoring Plays

| Team     | Qtr | Time  | Play Description (Extra Point) (Drive Info)                         | Visitor | Home |
|----------|-----|-------|---|---------|------|
| Redskins | 1   | 7:43  | C.Thompson 7 yd. run (D.Hopkins kick) (8-65, 3:35)                  | 7       | 0    |
| Redskins | 1   | 0:57  | C.Thompson 17 yd. pass from K.Cousins (D.Hopkins kick) (5-80, 2:25) | 14      | 0    |
| Redskins | 2   | 10:07 | D.Hopkins 29 yd. Field Goal (9-88, 4:40)                            | 17      | 0    |
| Bears    | 2   | 6:20  | J.Langford 1 yd. run (C.Barth kick) (8-75, 3:47)                    | 17      | 7    |
| Redskins | 2   | 1:41  | K.Cousins 9 yd. run (D.Hopkins kick) (9-91, 4:39)                   | 24      | 7    |
| Bears    | 2   | 0:34  | C.Meredith 21 yd. pass from M.Barkley (C.Barth kick) (4-75, 1:07)   | 24      | 14   |
| Redskins | 3   | 3:05  | K.Cousins 1 yd. run (D.Hopkins kick) (13-55, 6:37)                  | 31      | 14   |
| Redskins | 4   | 12:53 | D.Hopkins 20 yd. Field Goal (4-8, 1:43)                             | 34      | 14   |
| Bears    | 4   | 1:21  | D.Thompson 3 yd. pass from M.Barkley (C.Barth kick) (11-85, 5:05)   | 34      | 21   |



# National Football League Game Summary

NFL Copyright © 2016 by The National Football League. All rights reserved. This summary and play-by-play is for the express purpose of assisting media in their coverage of the game; any other use of this material is prohibited without the written permission of the National Football League. Updated: 12/31/2016

---

Redskins 4 0:57 M.Brown 61 yd. run (D.Hopkins kick) (3-67, 0:24)  
Paid Attendance: 57,953

41 21  
Time: 3:10



## Final Team Statistics

|   | Visitor<br>Redskins | Home<br>Bears |
|---|---------------------|---------------|
| TOTAL FIRST DOWNS                                 | 21                  | 31            |
| By Rushing  | 10                  | 10            |
| By Passing  | 9                   | 18            |
| By Penalty  | 2                   | 3             |
| THIRD DOWN EFFICIENCY                             | 8-13-62%            | 7-10-70%      |
| FOURTH DOWN EFFICIENCY                            | 0-1-0%              | 1-1-100%      |
| TOTAL NET YARDS                                   | 478                 | 458           |
| Total Offensive Plays (inc. times thrown passing) | 64                  | 67            |
| Average gain per offensive play                   | 7.5                 | 6.8           |
| NET YARDS RUSHING                                 | 208                 | 140           |
| Total Rushing Plays                               | 35                  | 26            |
| Average gain per rushing play                     | 5.9                 | 5.4           |
| Tackles for a loss-number and yards               | 2-4                 | 2-9           |
| NET YARDS PASSING                                 | 270                 | 318           |
| Times thrown - yards lost attempting to pass      | 0-0                 | 1-5           |
| Gross yards passing                               | 270                 | 323           |
| PASS ATTEMPTS-COMPLETIONS-HAD INTERCEPTED         | 29-18-0             | 40-24-5       |
| Avg gain per pass play (inc.# thrown passing)     | 9.3                 | 7.8           |
| KICKOFFS Number-In End Zone-Touchbacks            | 8-6-5               | 4-3-2         |
| PUNTS Number and Average                          | 2-41.5              | 1-51.0        |
| Had Blocked                                       | 0                   | 0             |
| FGs - PATs Had Blocked                            | 0-0                 | 1-0           |
| Net Punting Average                               | 40.0                | 51.0          |
| TOTAL RETURN YARDAGE (Not Including Kickoffs)     | 122                 | 3             |
| No. and Yards Punt Returns                        | 0-0                 | 1-3           |
| No. and Yards Kickoff Returns                     | 1-18                | 3-65          |
| No. and Yards Interception Returns                | 5-122               | 0-0           |
| PENALTIES Number and Yards                        | 7-73                | 4-52          |
| FUMBLES Number and Lost                           | 0-0                 | 0-0           |
| TOUCHDOWNS  | 5                   | 3             |
| Rushing   | 4                   | 1             |
| Passing   | 1                   | 2             |
| EXTRA POINTS Made-Attempts                        | 5-5                 | 3-3           |
| Kicking Made-Attempts                             | 5-5                 | 3-3           |
| FIELD GOALS Made-Attempts                         | 2-2                 | 0-1           |
| RED ZONE EFFICIENCY                               | 4-7-57%             | 2-3-67%       |
| GOAL TO GO EFFICIENCY                             | 2-3-67%             | 2-3-67%       |
| SAFETIES  | 0                   | 0             |
| FINAL SCORE                                       | 41                  | 21            |
| TIME OF POSSESSION                                | 32:35               | 27:25         |

# Ball Possession And Drive Chart

## Washington Redskins

| #  | Time Recd | Time Lost | Time Poss | How Ball Obtained | Drive Began | # Play | Yds Gain | Yds Pen | Net Yds | 1st Down | Last Scrm | How Given Up |
|----|-----------|-----------|-----------|-------------------|-------------|--------|----------|---------|---------|----------|-----------|--------------|
| 1  | 15:00     | 12:37     | 2:23      | Kickoff           | WAS 25      | 5      | 18       | 0       | 18      | 1        | WAS 43    | Punt         |
| 2  | 11:18     | 7:43      | 3:35      | Punt              | WAS 35      | 8      | 65       | 0       | 65      | 4        | * CHI 7   | Touchdown    |
| 3  | 3:22      | 0:57      | 2:25      | Missed FG         | WAS 20      | 5      | 80       | 0       | 80      | 2        | * CHI 17  | Touchdown    |
| 4  | 14:47     | 10:07     | 4:40      | Interception      | WAS 1       | 9      | 88       | 0       | 88      | 2        | * CHI 11  | Field Goal   |
| 5  | 6:20      | 1:41      | 4:39      | Kickoff           | WAS 9       | 9      | 67       | 24      | 91      | 5        | * CHI 9   | Touchdown    |
| 6  | 0:34      | 0:00      | 0:34      | Kickoff           | WAS 25      | 1      | -1       | 0       | -1      | 0        | WAS 25    | End of Half  |
| 7  | 9:42      | 3:05      | 6:37      | Interception      | WAS 45      | 13     | 51       | 4       | 55      | 5        | * CHI 1   | Touchdown    |
| 8  | 2:52      | 0:58      | 1:54      | Interception      | CHI 28      | 4      | 9        | 0       | 9       | 0        | * CHI 19  | Downs        |
| 9  | 14:36     | 12:53     | 1:43      | Interception      | CHI 9       | 4      | 8        | 0       | 8       | 0        | * CHI 1   | Field Goal   |
| 10 | 10:07     | 6:26      | 3:41      | Interception      | WAS 35      | 5      | 26       | -10     | 16      | 1        | CHI 49    | Punt         |
| 11 | 1:21      | 0:57      | 0:24      | Kickoff           | WAS 33      | 3      | 67       | 0       | 67      | 1        | WAS 39    | Touchdown    |

(391) Average WAS 36

## Chicago Bears

| #  | Time Recd | Time Lost | Time Poss | How Ball Obtained | Drive Began | # Play | Yds Gain | Yds Pen | Net Yds | 1st Down | Last Scrm | How Given Up |
|----|-----------|-----------|-----------|-------------------|-------------|--------|----------|---------|---------|----------|-----------|--------------|
| 1  | 12:37     | 11:18     | 1:19      | Punt              | CHI 11      | 3      | 3        | 0       | 3       | 0        | CHI 14    | Punt         |
| 2  | 7:43      | 3:22      | 4:21      | Kickoff           | CHI 15      | 11     | 66       | 15      | 81      | 5        | * WAS 4   | Missed FG    |
| 3  | 0:57      | 14:47     | 1:10      | Kickoff           | CHI 25      | 3      | 36       | -10     | 26      | 1        | WAS 49    | Interception |
| 4  | 10:07     | 6:20      | 3:47      | Kickoff           | CHI 25      | 8      | 60       | 15      | 75      | 5        | * WAS 1   | Touchdown    |
| 5  | 1:41      | 0:34      | 1:07      | Kickoff           | CHI 25      | 4      | 70       | 5       | 75      | 4        | WAS 21    | Touchdown    |
| 6  | 15:00     | 9:42      | 5:18      | Kickoff           | CHI 25      | 9      | 29       | -10     | 19      | 2        | CHI 44    | Interception |
| 7  | 3:05      | 2:52      | 0:13      | Kickoff           | CHI 28      | 1      | 0        | 0       | 0       | 0        | CHI 28    | Interception |
| 8  | 0:58      | 14:36     | 1:22      | Downs             | CHI 18      | 6      | 41       | 0       | 41      | 3        | WAS 41    | Interception |
| 9  | 12:53     | 10:07     | 2:46      | Kickoff           | CHI 33      | 8      | 43       | 0       | 43      | 3        | WAS 24    | Interception |
| 10 | 6:26      | 1:21      | 5:05      | Punt              | CHI 15      | 11     | 85       | 0       | 85      | 7        | * WAS 3   | Touchdown    |
| 11 | 0:57      | 0:00      | 0:57      | Kickoff           | CHI 25      | 4      | 25       | 0       | 25      | 1        | CHI 46    | End of Game  |

(245) Average CHI 22

### \* inside opponent's 20

#### Time of Possession by Quarter

| Visitor             | Home                | 1st  | 2nd  | 3rd  | 4th  | OT | Total |
|---------------------|---------------------|------|------|------|------|----|-------|
| Washington Redskins | Chicago Bears       | 8:23 | 9:53 | 8:31 | 5:48 |    | 32:35 |
| Chicago Bears       | Washington Redskins | 6:37 | 5:07 | 6:29 | 9:12 |    | 27:25 |

#### Kickoff Drive No.-Start Average

Redskins: 3 - WAS 20

Bears: 8 - CHI 25

Washington Redskins vs Chicago Bears  
12/24/2016 at Soldier Field

# Final Defensive Statistics

| Washington Redskins | Regular Defensive Plays |          |           |          |          |          |          |          |           |          |          | Special Teams |          |          |          |          | Misc     |          |          |          |
|---------------------|-------------------------|----------|-----------|----------|----------|----------|----------|----------|-----------|----------|----------|---------------|----------|----------|----------|----------|----------|----------|----------|----------|
|                     | TKL                     | AST      | COMB      | SK       | / YDS    | TFL      | Q        | IN       | PD        | FF       | FR       | TKL           | AST      | FF       | FR       | BL       | TKL      | AST      | FF       | FR       |
| M.Foster            | 7                       | 1        | 8         | 0        | 0        | 1        | 0        | 0        | 0         | 0        | 0        | 0             | 0        | 0        | 0        | 0        | 0        | 0        | 0        | 0        |
| D.Whitner           | 4                       | 3        | 7         | 0        | 0        | 0        | 0        | 0        | 0         | 0        | 0        | 0             | 0        | 0        | 0        | 0        | 0        | 0        | 0        | 0        |
| T.Garvin            | 5                       | 0        | 5         | 0        | 0        | 0        | 0        | 0        | 0         | 0        | 0        | 0             | 0        | 0        | 0        | 0        | 0        | 0        | 0        | 0        |
| J.Norman            | 4                       | 1        | 5         | 0        | 0        | 0        | 0        | 2        | 4         | 0        | 0        | 0             | 0        | 0        | 0        | 0        | 0        | 0        | 0        | 0        |
| G.Toler             | 3                       | 1        | 4         | 0        | 0        | 0        | 0        | 0        | 1         | 0        | 0        | 1             | 0        | 0        | 0        | 0        | 0        | 0        | 0        | 0        |
| M.Spaight           | 3                       | 0        | 3         | 0        | 0        | 0        | 0        | 0        | 0         | 0        | 0        | 1             | 0        | 0        | 0        | 0        | 0        | 0        | 0        | 0        |
| D.Ihenacho          | 3                       | 0        | 3         | 0        | 0        | 1        | 0        | 0        | 0         | 0        | 0        | 0             | 1        | 0        | 0        | 0        | 0        | 0        | 0        | 0        |
| B.Breeland          | 2                       | 0        | 2         | 0        | 0        | 0        | 0        | 2        | 2         | 0        | 0        | 0             | 0        | 0        | 0        | 0        | 0        | 0        | 0        | 0        |
| C.Baker             | 2                       | 0        | 2         | 0        | 0        | 0        | 0        | 0        | 1         | 0        | 0        | 0             | 0        | 0        | 0        | 0        | 0        | 0        | 0        | 0        |
| W.Compton           | 2                       | 0        | 2         | 0        | 0        | 0        | 0        | 0        | 0         | 0        | 0        | 0             | 0        | 0        | 0        | 0        | 0        | 0        | 0        | 0        |
| D.Everett           | 2                       | 0        | 2         | 0        | 0        | 0        | 0        | 0        | 0         | 0        | 0        | 0             | 0        | 0        | 0        | 0        | 0        | 0        | 0        | 0        |
| K.Fuller            | 1                       | 1        | 2         | 0        | 0        | 0        | 0        | 0        | 0         | 0        | 0        | 0             | 0        | 0        | 0        | 0        | 0        | 0        | 0        | 0        |
| P.Smith             | 1                       | 0        | 1         | 1        | 5        | 1        | 2        | 0        | 0         | 0        | 0        | 0             | 0        | 0        | 1        | 0        | 0        | 0        | 0        | 0        |
| W.Blackmon          | 1                       | 0        | 1         | 0        | 0        | 0        | 0        | 1        | 1         | 0        | 0        | 1             | 0        | 0        | 0        | 0        | 0        | 0        | 0        | 0        |
| L.Trail             | 1                       | 0        | 1         | 0        | 0        | 0        | 0        | 0        | 1         | 0        | 0        | 0             | 0        | 0        | 0        | 0        | 0        | 0        | 0        | 0        |
| T.Murphy            | 1                       | 0        | 1         | 0        | 0        | 0        | 0        | 0        | 0         | 0        | 0        | 0             | 0        | 0        | 0        | 0        | 0        | 0        | 0        | 0        |
| C.Jenkins           | 1                       | 0        | 1         | 0        | 0        | 0        | 0        | 0        | 0         | 0        | 0        | 0             | 0        | 0        | 0        | 0        | 0        | 0        | 0        | 0        |
| D.Phillips          | 1                       | 0        | 1         | 0        | 0        | 0        | 0        | 0        | 0         | 0        | 0        | 0             | 0        | 0        | 0        | 0        | 0        | 0        | 0        | 0        |
| E.Hood              | 0                       | 1        | 1         | 0        | 0        | 0        | 0        | 0        | 0         | 0        | 0        | 0             | 0        | 0        | 0        | 0        | 0        | 0        | 0        | 0        |
| M.Brown             | 0                       | 0        | 0         | 0        | 0        | 0        | 0        | 0        | 0         | 0        | 0        | 0             | 1        | 0        | 0        | 0        | 0        | 0        | 0        | 0        |
| <b>Total</b>        | <b>44</b>               | <b>8</b> | <b>52</b> | <b>1</b> | <b>5</b> | <b>3</b> | <b>2</b> | <b>5</b> | <b>10</b> | <b>0</b> | <b>0</b> | <b>3</b>      | <b>2</b> | <b>0</b> | <b>0</b> | <b>1</b> | <b>0</b> | <b>0</b> | <b>0</b> | <b>0</b> |

TKL = Tackle AST = Assist COMB = Combined QH=QB Hit IN = Interception PD = Pass Defense FF = Forced Fumble FR = Fumble Recovery

| Chicago Bears   | Regular Defensive Plays |          |           |          |          |          |          |          |          |          |          | Special Teams |          |          |          |          | Misc     |          |          |          |
|-----------------|-------------------------|----------|-----------|----------|----------|----------|----------|----------|----------|----------|----------|---------------|----------|----------|----------|----------|----------|----------|----------|----------|
|                 | TKL                     | AST      | COMB      | SK       | / YDS    | TFL      | QH       | IN       | PD       | FF       | FR       | TKL           | AST      | FF       | FR       | BL       | TKL      | AST      | FF       | FR       |
| J.Freeman       | 8                       | 1        | 9         | 0        | 0        | 1        | 0        | 0        | 0        | 0        | 0        | 0             | 0        | 0        | 0        | 0        | 0        | 0        | 0        | 0        |
| N.Kwiatkoski    | 6                       | 1        | 7         | 0        | 0        | 0        | 0        | 0        | 0        | 0        | 0        | 0             | 0        | 0        | 0        | 0        | 0        | 0        | 0        | 0        |
| H.Jones-Quartey | 6                       | 0        | 6         | 0        | 0        | 0        | 0        | 0        | 0        | 0        | 0        | 0             | 0        | 0        | 0        | 0        | 0        | 0        | 0        | 0        |
| A.Hicks         | 5                       | 1        | 6         | 0        | 0        | 1        | 1        | 0        | 0        | 0        | 0        | 0             | 0        | 0        | 0        | 0        | 0        | 0        | 0        | 0        |
| P.McPhee        | 3                       | 0        | 3         | 0        | 0        | 0        | 0        | 0        | 0        | 0        | 0        | 0             | 0        | 0        | 0        | 0        | 0        | 0        | 0        | 0        |
| C.Wilson        | 2                       | 0        | 2         | 0        | 0        | 0        | 1        | 0        | 0        | 0        | 0        | 0             | 0        | 0        | 0        | 0        | 0        | 0        | 0        | 0        |
| T.Porter        | 2                       | 0        | 2         | 0        | 0        | 0        | 0        | 0        | 0        | 0        | 0        | 0             | 0        | 0        | 0        | 0        | 0        | 0        | 0        | 0        |
| J.Bullard       | 2                       | 0        | 2         | 0        | 0        | 1        | 0        | 0        | 0        | 0        | 0        | 0             | 0        | 0        | 0        | 0        | 0        | 0        | 0        | 0        |
| D.Bush          | 1                       | 1        | 2         | 0        | 0        | 0        | 0        | 0        | 0        | 0        | 0        | 0             | 0        | 0        | 0        | 0        | 0        | 0        | 0        | 0        |
| M.Unrein        | 1                       | 1        | 2         | 0        | 0        | 0        | 0        | 0        | 0        | 0        | 0        | 0             | 0        | 0        | 0        | 0        | 0        | 0        | 0        | 0        |
| W.Young         | 0                       | 2        | 2         | 0        | 0        | 0        | 0        | 0        | 0        | 0        | 0        | 0             | 0        | 0        | 0        | 0        | 0        | 0        | 0        | 0        |
| D.Hall          | 1                       | 0        | 1         | 0        | 0        | 0        | 1        | 0        | 0        | 0        | 0        | 0             | 0        | 0        | 0        | 0        | 0        | 0        | 0        | 0        |
| A.Amos          | 1                       | 0        | 1         | 0        | 0        | 0        | 0        | 0        | 0        | 0        | 0        | 0             | 0        | 0        | 0        | 0        | 0        | 0        | 0        | 0        |
| L.Floyd         | 1                       | 0        | 1         | 0        | 0        | 0        | 0        | 0        | 0        | 0        | 0        | 0             | 0        | 0        | 0        | 0        | 0        | 0        | 0        | 0        |
| C.Washington    | 1                       | 0        | 1         | 0        | 0        | 0        | 0        | 0        | 0        | 0        | 0        | 0             | 0        | 0        | 0        | 0        | 0        | 0        | 0        | 0        |
| S.Acho          | 1                       | 0        | 1         | 0        | 0        | 0        | 0        | 0        | 0        | 0        | 0        | 0             | 0        | 0        | 0        | 0        | 0        | 0        | 0        | 0        |
| J.Banks         | 0                       | 1        | 1         | 0        | 0        | 0        | 0        | 0        | 1        | 0        | 0        | 0             | 0        | 0        | 0        | 0        | 0        | 0        | 0        | 0        |
| C.Jones         | 0                       | 0        | 0         | 0        | 0        | 0        | 0        | 0        | 0        | 0        | 0        | 1             | 0        | 0        | 0        | 0        | 0        | 0        | 0        | 0        |
| C.Prosinski     | 0                       | 0        | 0         | 0        | 0        | 0        | 0        | 0        | 0        | 0        | 0        | 0             | 1        | 0        | 0        | 0        | 0        | 0        | 0        | 0        |
| B.Braunecker    | 0                       | 0        | 0         | 0        | 0        | 0        | 0        | 0        | 0        | 0        | 0        | 0             | 1        | 0        | 0        | 0        | 0        | 0        | 0        | 0        |
| J.Bellamy       | 0                       | 0        | 0         | 0        | 0        | 0        | 0        | 0        | 0        | 0        | 0        | 0             | 0        | 0        | 0        | 1        | 0        | 0        | 0        | 0        |
| A.Jeffery       | 0                       | 0        | 0         | 0        | 0        | 0        | 0        | 0        | 0        | 0        | 0        | 0             | 0        | 0        | 0        | 1        | 0        | 0        | 0        | 0        |
| C.Meredith      | 0                       | 0        | 0         | 0        | 0        | 0        | 0        | 0        | 0        | 0        | 0        | 0             | 0        | 0        | 0        | 1        | 0        | 0        | 0        | 0        |
| J.Howard        | 0                       | 0        | 0         | 0        | 0        | 0        | 0        | 0        | 0        | 0        | 0        | 0             | 0        | 0        | 0        | 1        | 0        | 0        | 0        | 0        |
| C.Leno          | 0                       | 0        | 0         | 0        | 0        | 0        | 0        | 0        | 0        | 0        | 0        | 0             | 0        | 0        | 0        | 1        | 0        | 0        | 0        | 0        |
| <b>Total</b>    | <b>41</b>               | <b>8</b> | <b>49</b> | <b>0</b> | <b>0</b> | <b>3</b> | <b>3</b> | <b>0</b> | <b>1</b> | <b>0</b> | <b>0</b> | <b>1</b>      | <b>2</b> | <b>0</b> | <b>0</b> | <b>0</b> | <b>5</b> | <b>0</b> | <b>0</b> | <b>0</b> |





**Play By Play****First Quarter**

12/24/2016

CHI wins the coin toss and elects to defer. WAS elects to Receive, and CHI elects to defend the south goal.

C.Barth kicks 65 yards from CHI 35 to end zone, Touchback.

Washington Redskins at 15:00

- 1-10-WAS 25 (15:00) (Shotgun) R.Kelley left guard to WAS 26 for 1 yard (A.Hicks).  
 2-9-WAS 26 (14:19) (Shotgun) K.Cousins scrambles right end to WAS 39 for 13 yards. R1  
 1-10-WAS 39 (13:39) (Shotgun) R.Kelley left guard to WAS 43 for 4 yards (A.Amos).  
 2-6-WAS 43 (13:02) (Shotgun) K.Cousins pass incomplete short right.  
 3-6-WAS 43 (12:54) (Shotgun) K.Cousins pass incomplete deep right to J.Crowder.  
 4-6-WAS 43 (12:48) (Punt formation) T.Way punts 49 yards to CHI 8, Center-N.Sundberg. B.Addison to CHI 11 for 3 yards (M.Spaight).

Chicago Bears at 12:37

- 1-10-CHI 11 (12:37) (Shotgun) J.Howard left guard to CHI 13 for 2 yards (M.Foster).  
 2-8-CHI 13 (12:05) J.Howard right guard to CHI 14 for 1 yard (W.Compton).  
 3-7-CHI 14 (11:31) (Shotgun) M.Barkley pass incomplete deep right to C.Meredith.  
 4-7-CHI 14 (11:26) (Punt formation) P.O'Donnell punts 51 yards to WAS 35, Center-P.Scales, fair catch by J.Crowder.

Timeout at 11:18.

Washington Redskins at 11:18

- 1-10-WAS 35 (11:18) R.Kelley right tackle to WAS 40 for 5 yards (D.Bush; A.Hicks).  
 2-5-WAS 40 (10:33) R.Kelley right tackle to WAS 48 for 8 yards (P.McPhee). R2  
 1-10-WAS 48 (10:07) (No Huddle) K.Cousins pass deep left to P.Garcon ran ob at CHI 36 for 16 yards. P3  
 1-10-CHI 36 (9:52) K.Cousins pass incomplete short middle to R.Kelley.  
 2-10-CHI 36 (9:48) (Shotgun) K.Cousins pass deep right to D.Jackson to CHI 15 for 21 yards (H.Jones-Quartey). P4  
 1-10-CHI 15 (9:09) R.Kelley left guard to CHI 12 for 3 yards (L.Floyd).  
 2-7-CHI 12 (8:29) (Shotgun) K.Cousins pass short right to D.Jackson to CHI 7 for 5 yards (H.Jones-Quartey).  
 3-2-CHI 7 (7:48) (Shotgun) C.Thompson right tackle for 7 yards, TOUCHDOWN. R5  
 D.Hopkins extra point is GOOD, Center-N.Sundberg, Holder-T.Way.

Timeout at 07:43.

|  |
|--|
| WAS 7 CHI 0, 8 plays, 65 yards, 3:35 drive, 7:17 elapsed |
|--|

D.Hopkins kicks 64 yards from WAS 35 to CHI 1. D.Thompson to CHI 15 for 14 yards (D.Ihenacho; M.Brown).

Chicago Bears at 7:43, (1st play from scrimmage 7:38)

- 1-10-CHI 15 (7:38) M.Barkley pass incomplete short right to B.Braunecker.  
 2-10-CHI 15 (7:35) M.Barkley pass incomplete short left to C.Meredith.  
 PENALTY on WAS-B.Breeland, Defensive Pass Interference, 15 yards, enforced at CHI 15 - No Play. X1  
 Penalty on WAS-J.Norman, Illegal Use of Hands, declined.  
 1-10-CHI 30 (7:26) J.Howard right guard to CHI 22 for -8 yards (D.Ihenacho).  
 2-18-CHI 22 (6:43) (Shotgun) M.Barkley pass incomplete short left to J.Howard (C.Baker).  
 3-18-CHI 22 (6:35) (Shotgun) M.Barkley pass deep middle to D.Thompson to CHI 40 for 18 yards (D.Everett). P2  
 1-10-CHI 40 (5:54) M.Barkley pass short middle to A.Jeffery to WAS 42 for 18 yards (J.Norman; D.Whitner). P3  
 1-10-WAS 42 (5:10) M.Barkley pass short middle to D.Brown to WAS 32 for 10 yards (M.Foster). FUMBLES (M.Foster), RECOVERED by WAS-D.Whitner P4  
 at WAS 28. D.Whitner to WAS 25 for -3 yards (C.Meredith).  
 The Replay Official reviewed the runner was not down by contact ruling, and the play was REVERSED.  
 M.Barkley pass short middle to D.Brown to WAS 32 for 10 yards (M.Foster).  
 1-10-WAS 32 (4:50) (Shotgun) J.Howard left guard to WAS 9 for 23 yards (G.Toler). R5  
 1-9-WAS 9 (4:12) (Shotgun) J.Howard right guard to WAS 4 for 5 yards (D.Whitner).  
 2-4-WAS 4 (3:36) (Shotgun) M.Barkley pass incomplete short right to D.Brown.  
 3-4-WAS 4 (3:32) (Shotgun) M.Barkley pass incomplete short left to A.Jeffery.  
 4-4-WAS 4 (3:26) (Field Goal formation) C.Barth 22 yard field goal is BLOCKED (P.Smith), Center-P.Scales, Holder-P.O'Donnell.

Timeout at 03:22.

Washington Redskins at 3:22

- 1-10-WAS 20 (3:22) K.Cousins pass short right to R.Kelley to WAS 25 for 5 yards (N.Kwiatkoski).  
 2-5-WAS 25 (2:39) K.Cousins pass short middle to D.Jackson pushed ob at CHI 18 for 57 yards (D.Bush). P6  
 1-10-CHI 18 (1:52) (Shotgun) R.Kelley right tackle to CHI 17 for 1 yard (P.McPhee).  
 2-9-CHI 17 (1:11) (Shotgun) K.Cousins pass incomplete deep right to R.Grant.



3-9-CHI 17 (1:05) (Shotgun) K.Cousins pass short right to C.Thompson for 17 yards, TOUCHDOWN.  
 D.Hopkins extra point is GOOD, Center-N.Sundberg, Holder-T.Way.

|  |
|--|
| WAS 14 CHI 0, 5 plays, 80 yards, 2:25 drive, 14:03 elapsed |
|--|

D.Hopkins kicks 65 yards from WAS 35 to end zone, Touchback.

Chicago Bears at 0:57

1-10-CHI 25 (:57) J.Howard left end to CHI 41 for 16 yards (D.Whitner).

PENALTY on CHI-D.Thompson, Offensive Holding, 10 yards, enforced at CHI 40.

1-5-CHI 30 (:23) M.Barkley pass deep left to C.Meredith to WAS 49 for 21 yards (B.Breeland).

END OF QUARTER

|                     | Score | Time Poss | First Downs |   |   |   | Efficiencies |        |
|---------------------|-------|-----------|-------------|---|---|---|--------------|--------|
|                     |       |           | R           | P | X | T | 3 Down       | 4 Down |
| Washington Redskins | 14    | 8:23      | 3           | 4 | 0 | 7 | 2/3          | 0/0    |
| Chicago Bears       | 0     | 6:37      | 1           | 4 | 1 | 6 | 1/3          | 0/0    |

## Second Quarter

12/24/2016

## Play By Play

Chicago Bears continued.

1-10-WAS 49 (15:00) M.Barkley pass deep middle intended for J.Bellamy INTERCEPTED by B.Breeland at WAS 0. Touchback. The Replay Official reviewed the touchback ruling, and the play was REVERSED.  
M.Barkley pass deep middle intended for J.Bellamy INTERCEPTED by B.Breeland at WAS 1. B.Breeland to WAS 1 for no gain (J.Bellamy).

Timeout at 14:47.

Washington Redskins at 14:47

1-10-WAS 1 (14:47) R.Kelley left guard to WAS 4 for 3 yards (W.Young; M.Unrein). WAS-S.Long was injured during the play.  
2-7-WAS 4 (14:16) (Shotgun) K.Cousins pass short middle to P.Garcon to WAS 29 for 25 yards (T.Porter). P8  
1-10-WAS 29 (13:39) R.Kelley right end to WAS 34 for 5 yards (J.Freeman).  
2-5-WAS 34 (12:59) (Shotgun) C.Thompson right tackle to WAS 38 for 4 yards (A.Hicks).  
3-1-WAS 38 (12:17) (Shotgun) K.Cousins pass deep right to P.Garcon pushed ob at CHI 16 for 46 yards (H.Jones-Quartey). P9  
1-10-CHI 16 (11:43) R.Kelley right tackle to CHI 13 for 3 yards (J.Bullard).  
2-7-CHI 13 (11:07) (Shotgun) K.Cousins pass incomplete short right.  
3-7-CHI 13 (10:59) (Shotgun) K.Cousins pass short right to D.Jackson to CHI 11 for 2 yards (J.Freeman).  
4-5-CHI 11 (10:12) (Field Goal formation) D.Hopkins 29 yard field goal is GOOD, Center-N.Sundberg, Holder-T.Way.

Timeout at 10:07.

|   |
|---|
| WAS 17 CHI 0, 9 plays, 88 yards, 4:40 drive, 4:53 elapsed |
|---|

D.Hopkins kicks 65 yards from WAS 35 to end zone, Touchback.

Chicago Bears at 10:07

1-10-CHI 25 (10:07) (Shotgun) J.Howard right guard to CHI 28 for 3 yards (M.Foster).  
2-7-CHI 28 (9:35) (Shotgun) M.Barkley pass incomplete short right to A.Jeffery (J.Norman).  
3-7-CHI 28 (9:31) (Shotgun) M.Barkley pass short middle to A.Jeffery to CHI 37 for 9 yards (J.Norman). P7  
1-10-CHI 37 (8:52) (Shotgun) J.Howard right end to 50 for 13 yards (D.Ihenacho). R8  
PENALTY on WAS-D.Ihenacho, Horse Collar Tackle, 15 yards, enforced at 50. X9  
1-10-WAS 35 (8:24) (Shotgun) J.Howard right guard to WAS 32 for 3 yards (D.Whitner; M.Foster).  
2-7-WAS 32 (7:50) (Shotgun) J.Howard left end to WAS 33 for -1 yards (M.Foster).  
3-8-WAS 33 (7:11) (Shotgun) M.Barkley pass deep right to C.Meredith to WAS 1 for 32 yards (G.Toler). P10  
1-1-WAS 1 (6:27) M.McCants reported in as eligible. J.Langford left guard for 1 yard, TOUCHDOWN. R11  
C.Barth extra point is GOOD, Center-P.Scales, Holder-P.O'Donnell.

Timeout at 06:20.

|  |
|--|
| WAS 17 CHI 7, 8 plays, 75 yards, 1 penalty, 3:47 drive, 8:40 elapsed |
|--|

C.Barth kicks 65 yards from CHI 35 to WAS 0. B.Breeland to WAS 25 for 25 yards (C.Prosinski; B.Braunecker).

PENALTY on WAS-T.Garvin, Illegal Block Above the Waist, 9 yards, enforced at WAS 18.

Washington Redskins at 6:20, (1st play from scrimmage 6:14)

1-10-WAS 9 (6:14) T.Nsekhe reported in as eligible. PENALTY on WAS, Illegal Substitution, 4 yards, enforced at WAS 9 - No Play.  
1-14-WAS 5 (6:14) T.Nsekhe reported in as eligible. K.Cousins pass incomplete deep right to D.Jackson.  
2-14-WAS 5 (6:07) R.Kelley left tackle to WAS 9 for 4 yards (J.Freeman; J.Banks).  
3-10-WAS 9 (5:28) (Shotgun) K.Cousins pass deep middle to D.Jackson to WAS 38 for 29 yards (H.Jones-Quartey). P10  
1-10-WAS 38 (4:44) R.Kelley right end to WAS 36 for -2 yards (A.Hicks).  
2-12-WAS 36 (3:59) (Shotgun) K.Cousins pass short middle to R.Kelley to WAS 37 for 1 yard (J.Freeman).  
3-11-WAS 37 (3:15) (Shotgun) K.Cousins pass incomplete deep right to D.Jackson [J.Freeman].  
PENALTY on CHI-T.Porter, Defensive Pass Interference, 28 yards, enforced at WAS 37 - No Play. X11  
1-10-CHI 35 (3:08) R.Kelley left guard to CHI 29 for 6 yards (J.Freeman).  
2-4-CHI 29 (2:30) (Shotgun) R.Kelley left guard to CHI 24 for 5 yards (H.Jones-Quartey). R12

Two-Minute Warning

1-10-CHI 24 (2:00) R.Kelley right guard to CHI 9 for 15 yards (J.Freeman). WAS-R.Kelley was injured during the play. R13  
Timeout #1 by WAS at 01:48.  
1-9-CHI 9 (1:48) (Shotgun) K.Cousins right end for 9 yards, TOUCHDOWN. R14  
D.Hopkins extra point is GOOD, Center-N.Sundberg, Holder-T.Way.

|   |
|---|
| WAS 24 CHI 7, 9 plays, 91 yards, 1 penalty, 4:39 drive, 13:19 elapsed |
|---|

D.Hopkins kicks 65 yards from WAS 35 to end zone, Touchback. WAS-T.Garvin was injured during the play.

Washington Redskins vs Chicago Bears at Soldier Field

Chicago Bears at 1:41

- 1-10-CHI 25 (1:41) (Shotgun) M.Barkley pass short middle to C.Meredith to CHI 34 for 9 yards (M.Foster). R12
- 2-1-CHI 34 (1:17) (No Huddle, Shotgun) J.Langford right tackle to CHI 37 for 3 yards (M.Spaight). R12
- 1-10-CHI 37 (1:00) (No Huddle, Shotgun) M.Barkley sacked at CHI 28 for -9 yards (P.Smith). X13
- PENALTY on WAS-M.Foster, Illegal Use of Hands, 5 yards, enforced at CHI 37 - No Play. X13
- 1-10-CHI 42 (:53) (Shotgun) M.Barkley pass deep left to A.Jeffery to WAS 21 for 37 yards (J.Norman). P14
- Timeout #1 by CHI at 00:41.
- 1-10-WAS 21 (:41) (Shotgun) M.Barkley pass deep right to C.Meredith for 21 yards, TOUCHDOWN. P15
- C.Barth extra point is GOOD, Center-P.Scales, Holder-P.O'Donnell.

WAS 24 CHI 14, 4 plays, 75 yards, 1 penalty, 1:07 drive, 14:26 elapsed

C.Barth kicks 65 yards from CHI 35 to end zone, Touchback.

Washington Redskins at 0:34

- 1-10-WAS 25 (:34) T.Nsekhe reported in as eligible. K.Cousins kneels to WAS 24 for -1 yards.

END OF QUARTER

|                     | Score | Time Poss | First Downs |   |   |   | Efficiencies |        |
|---------------------|-------|-----------|-------------|---|---|---|--------------|--------|
|                     |       |           | R           | P | X | T | 3 Down       | 4 Down |
| Washington Redskins | 24    | 9:53      | 3           | 3 | 1 | 7 | 2/3          | 0/0    |
| Chicago Bears       | 14    | 5:07      | 3           | 4 | 2 | 9 | 2/2          | 0/0    |

## Third Quarter

12/24/2016

## Play By Play

CHI elects to Receive, and WAS elects to defend the North goal.

D.Hopkins kicks 65 yards from WAS 35 to end zone, Touchback.

Chicago Bears at 15:00

- 1-10-CHI 25 (15:00) J.Howard right end to CHI 27 for 2 yards (E.Hood; D.Whitner). CHI-J.Howard was injured during the play.
- 2-8-CHI 27 (14:43) (Shotgun) J.Langford right guard to CHI 28 for 1 yard (W.Compton).
- 3-7-CHI 28 (14:04) (Shotgun) M.Barkley pass short left to C.Meredith to CHI 39 for 11 yards (B.Breeland). P16
- 1-10-CHI 39 (13:26) (Shotgun) M.Barkley sacked at CHI 34 for -5 yards (P.Smith).
- 2-15-CHI 34 (13:00) (Shotgun) M.Barkley pass short left to A.Jeffery to CHI 48 for 14 yards (J.Norman).
- 3-1-CHI 48 (12:19) J.Langford left guard to CHI 48 for no gain (C.Baker).
- 4-1-CHI 48 (11:47) (Punt formation) Direct snap to C.Prosinski. C.Prosinski right guard to 50 for 2 yards (L.Trail). R17
- 1-10-50 (11:10) J.Langford left tackle to WAS 46 for 4 yards (T.Murphy).
- 2-6-WAS 46 (10:22) (Shotgun) M.Barkley pass short right to J.Howard to WAS 45 for 1 yard (E.Hood).  
PENALTY on CHI-J.Sitton, Offensive Holding, 10 yards, enforced at WAS 46 - No Play.
- 2-16-CHI 44 (9:50) (Shotgun) M.Barkley pass short middle intended for A.Jeffery INTERCEPTED by J.Norman [P.Smith] at WAS 43. J.Norman to WAS 45 for 2 yards (A.Jeffery).  
The Replay Official reviewed the pass interception ruling, and the play was Upheld. The ruling on the field stands.

Timeout at 09:42.

Washington Redskins at 9:42

- 1-10-WAS 45 (9:42) R.Kelley left tackle to WAS 49 for 4 yards (N.Kwiatkoski).
- 2-6-WAS 49 (9:04) (Shotgun) K.Cousins pass incomplete deep right to D.Jackson.
- 3-6-WAS 49 (8:57) (Shotgun) K.Cousins scrambles left tackle to CHI 43 for 8 yards (C.Washington). R15
- 1-10-CHI 43 (8:13) K.Cousins pass incomplete deep right to P.Garcon [A.Hicks].
- 2-10-CHI 43 (8:08) C.Thompson left end pushed ob at CHI 34 for 9 yards (N.Kwiatkoski).
- 3-1-CHI 34 (7:25) T.Nsekhe reported in as eligible. R.Kelley right guard to CHI 33 for 1 yard (N.Kwiatkoski). Measurement. R16
- 1-10-CHI 33 (7:07) K.Cousins pass short right to P.Garcon pushed ob at CHI 26 for 7 yards (D.Hall).
- 2-3-CHI 26 (6:44) (No Huddle) K.Cousins pass short right to M.Brown to CHI 28 for -2 yards (J.Freeman) [C.Wilson].
- 3-5-CHI 28 (6:00) (Shotgun) K.Cousins pass short left to V.Davis pushed ob at CHI 15 for 13 yards (N.Kwiatkoski) [D.Hall]. WAS-D.Jackson was injured during the play. P17  
Penalty on CHI-D.Hall, Illegal Use of Hands, declined.

Timeout at 05:51.

- 1-10-CHI 15 (5:43) R.Kelley right tackle to CHI 13 for 2 yards (S.Acho).
- 2-8-CHI 13 (5:04) (Shotgun) R.Kelley right tackle to CHI 7 for 6 yards (P.McPhee).
- 3-2-CHI 7 (4:27) R.Kelley left guard to CHI 7 for no gain (M.Unrein).  
PENALTY on CHI-D.Hall, Illegal Use of Hands, 4 yards, enforced at CHI 7 - No Play. X18
- 1-3-CHI 3 (3:57) (Shotgun) R.Kelley right guard to CHI 1 for 2 yards (A.Hicks).
- 2-1-CHI 1 (3:10) T.Nsekhe reported in as eligible. K.Cousins left guard for 1 yard, TOUCHDOWN. R19  
The Replay Official reviewed the runner broke the plane ruling, and the play was Upheld. The ruling on the field stands.  
D.Hopkins extra point is GOOD, Center-N.Sundberg, Holder-T.Way.

Timeout at 03:05.

|   |
|---|
| WAS 31 CHI 14, 13 plays, 55 yards, 1 penalty, 6:37 drive, 11:55 elapsed |
|---|

D.Hopkins kicks 55 yards from WAS 35 to CHI 10. B.Addison to CHI 28 for 18 yards (W.Blackmon).

Chicago Bears at 3:05, (1st play from scrimmage 2:59)

- 1-10-CHI 28 (2:59) (Shotgun) M.Barkley pass short middle intended for C.Meredith INTERCEPTED by B.Breeland (J.Norman) at CHI 34. B.Breeland to CHI 28 for 6 yards (C.Meredith).

Washington Redskins at 2:52

- 1-10-CHI 28 (2:52) M.Brown right end to CHI 30 for -2 yards (J.Bullard).
- 2-12-CHI 30 (2:12) (Shotgun) K.Cousins pass short right to R.Grant to CHI 22 for 8 yards (N.Kwiatkoski; W.Young).
- 3-4-CHI 22 (1:31) (Shotgun) K.Cousins pass short right to J.Crowder pushed ob at CHI 19 for 3 yards (T.Porter).
- 4-1-CHI 19 (1:03) T.Nsekhe reported in as eligible. K.Cousins pass incomplete deep right to V.Davis.

Chicago Bears at 0:58

- 1-10-CHI 18 (:58) (Shotgun) J.Howard right guard to CHI 30 for 12 yards (D.Whitner). R18
- 1-10-CHI 30 (:34) (No Huddle, Shotgun) J.Howard left tackle to CHI 46 for 16 yards (D.Whitner). R19
- 1-10-CHI 46 (:08) (No Huddle, Shotgun) M.Barkley pass incomplete short right to J.Howard.

Washington Redskins vs Chicago Bears at Soldier Field

2-10-CHI 46 (:04) (Shotgun) M.Barkley pass short right to D.Thompson to WAS 41 for 13 yards (W.Blackmon).

END OF QUARTER

|                     | Score | Time Poss | First Downs |   |   |   | Efficiencies |        |
|---------------------|-------|-----------|-------------|---|---|---|--------------|--------|
|                     |       |           | R           | P | X | T | 3 Down       | 4 Down |
| Washington Redskins | 31    | 8:31      | 3           | 1 | 1 | 5 | 3/4          | 0/1    |
| Chicago Bears       | 14    | 6:29      | 3           | 2 | 0 | 5 | 1/2          | 1/1    |

## Fourth Quarter

12/24/2016

## Play By Play

Chicago Bears continued.

- 1-10-WAS 41 (15:00) (Shotgun) M.Barkley pass incomplete deep right to D.Thompson (G.Toler).  
2-10-WAS 41 (14:53) (Shotgun) M.Barkley pass deep left intended for A.Jeffery INTERCEPTED by W.Blackmon at WAS 12. W.Blackmon to CHI 9 for 79 yards (J.Howard).

Washington Redskins at 14:36

- 1-9-CHI 9 (14:36) (Shotgun) M.Brown right guard to CHI 5 for 4 yards (C.Wilson).  
2-5-CHI 5 (13:51) M.Brown left guard to CHI 1 for 4 yards (J.Freeman).  
3-1-CHI 1 (13:04) T.Nsekhe reported in as eligible. K.Cousins pass incomplete short right.  
 Penalty on WAS-R.Kelley, Offensive Holding, declined.  
4-1-CHI 1 (12:57) (Field Goal formation) D.Hopkins 20 yard field goal is GOOD, Center-N.Sundberg, Holder-T.Way.

Timeout at 12:53.

|   |
|---|
| WAS 34 CHI 14, 4 plays, 8 yards, 1:43 drive, 2:07 elapsed |
|---|

D.Hopkins kicks 65 yards from WAS 35 to CHI 0. D.Thompson to CHI 33 for 33 yards (G.Toler).

Chicago Bears at 12:53, (1st play from scrimmage 12:47)

- 1-10-CHI 33 (12:47) (Shotgun) J.Langford right end to CHI 38 for 5 yards (D.Ihenacho).  
2-5-CHI 38 (12:22) (No Huddle, Shotgun) M.Barkley pass short right to J.Bellamy to CHI 49 for 11 yards (G.Toler) P21  
1-10-CHI 49 (12:00) (No Huddle, Shotgun) J.Langford right tackle to WAS 46 for 5 yards (M.Foster). WAS-D.Whitner was injured during the play. His return is Questionable.

Timeout at 11:46.

- 2-5-WAS 46 (11:40) (Shotgun) M.Barkley pass short right to D.Brown to WAS 37 for 9 yards (M.Foster) P22  
1-10-WAS 37 (11:04) (Shotgun) M.Barkley pass incomplete short middle to D.Brown.  
2-10-WAS 37 (11:00) (Shotgun) M.Barkley pass incomplete short left to C.Meredith.  
3-10-WAS 37 (10:54) (Shotgun) M.Barkley pass short left to C.Meredith pushed ob at WAS 24 for 13 yards (K.Fuller) P23  
1-10-WAS 24 (10:22) (Shotgun) M.Barkley pass deep left intended for A.Jeffery INTERCEPTED by J.Norman at WAS 0. J.Norman to WAS 35 for 35 yards (C.Leno).

Washington Redskins at 10:07

- 1-10-WAS 35 (10:07) M.Brown right tackle to WAS 47 for 12 yards (H.Jones-Quartey).  
 PENALTY on WAS-B.Scherff, Offensive Holding, 10 yards, enforced at WAS 35 - No Play.  
1-20-WAS 25 (9:38) M.Brown left tackle to WAS 30 for 5 yards (N.Kwiatkoski).  
2-15-WAS 30 (8:57) K.Cousins pass deep middle to R.Grant to WAS 46 for 16 yards (H.Jones-Quartey) P20  
1-10-WAS 46 (8:20) K.Cousins pass short right to R.Grant to WAS 47 for 1 yard (A.Hicks).  
2-9-WAS 47 (7:28) M.Brown right guard to CHI 49 for 4 yards (J.Freeman).  
3-5-CHI 49 (6:39) (Shotgun) K.Cousins pass incomplete short left to M.Harris (J.Banks).  
4-5-CHI 49 (6:34) (Punt formation) T.Way punts 34 yards to CHI 15, Center-N.Sundberg, out of bounds.

Timeout at 06:26.

Chicago Bears at 6:26

- 1-10-CHI 15 (6:26) (Shotgun) J.Howard right guard to CHI 16 for 1 yard (C.Jenkins).  
2-9-CHI 16 (5:49) (Shotgun) J.Howard left tackle to CHI 24 for 8 yards (C.Baker).  
3-1-CHI 24 (5:02) J.Howard right end to CHI 26 for 2 yards (T.Garvin) R24  
1-10-CHI 26 (4:31) J.Howard left end pushed ob at CHI 46 for 20 yards (D.Everett) R25  
1-10-CHI 46 (4:22) (Shotgun) M.Barkley pass short right to B.Braunecker to WAS 47 for 7 yards (K.Fuller; G.Toler). WAS-G.Toler was injured during the play.  
2-3-WAS 47 (3:54) (Shotgun) M.Barkley pass short middle to C.Meredith to WAS 42 for 5 yards (M.Spaight) P26  
1-10-WAS 42 (3:25) (No Huddle, Shotgun) M.Barkley pass short right to J.Howard to WAS 33 for 9 yards (D.Phillips).  
2-1-WAS 33 (3:03) (No Huddle) J.Howard right tackle to WAS 31 for 2 yards (T.Garvin) R27  
1-10-WAS 31 (2:31) (Shotgun) M.Barkley pass short left to C.Meredith to WAS 17 for 14 yards (M.Spaight) P28

Two-Minute Warning

- 1-10-WAS 17 (2:00) (Shotgun) M.Barkley pass short right to A.Jeffery to WAS 3 for 14 yards (J.Norman) P29  
1-3-WAS 3 (1:26) (Shotgun) M.Barkley pass short right to D.Thompson for 3 yards, TOUCHDOWN P30  
 C.Barth extra point is GOOD, Center-P.Scales, Holder-P.O'Donnell.  
 PENALTY on WAS-T.Nsekhe, Leverage, 15 yards, enforced between downs.  
 Penalty on WAS-J.Norman, Defensive Offside, declined.

|  |
|--|
| WAS 34 CHI 21, 11 plays, 85 yards, 5:05 drive, 13:39 elapsed |
|--|

(Onside Kick formation) C.Barth kicks onside 17 yards from 50 to WAS 33. R.Grant (didn't try to advance) to WAS 33 for no gain (C.Jones).

Washington Redskins vs Chicago Bears at Soldier Field

Washington Redskins at 1:21, (1st play from scrimmage 1:20)

- 1-10-WAS 33 (1:20) T.Nsekhe reported in as eligible. M.Brown right tackle to WAS 36 for 3 yards (M.Unrein).  
Timeout #1 by CHI at 01:14.
- 2-7-WAS 36 (1:14) M.Brown right guard to WAS 39 for 3 yards (C.Wilson).  
Timeout #2 by CHI at 01:08.
- 3-4-WAS 39 (1:08) M.Brown left tackle for 61 yards, TOUCHDOWN. R21  
D.Hopkins extra point is GOOD, Center-N.Sundberg, Holder-T.Way.

WAS 41 CHI 21, 3 plays, 67 yards, 0:24 drive, 14:03 elapsed

D.Hopkins kicks 65 yards from WAS 35 to end zone, Touchback.

Chicago Bears at 0:57

- 1-10-CHI 25 (:57) (Shotgun) M.Barkley pass incomplete short left to J.Langford (L.Trail).
- 2-10-CHI 25 (:53) (Shotgun) M.Barkley pass short middle to C.Meredith to CHI 34 for 9 yards (T.Garvin).
- 3-1-CHI 34 (:27) (Shotgun) M.Barkley pass short right to B.Braunecker to CHI 46 for 12 yards (T.Garvin). P31
- 1-10-CHI 46 (:03) (Shotgun) M.Barkley pass short middle to J.Langford to 50 for 4 yards (T.Garvin).

END OF QUARTER

|                     | Score | Time Poss | First Downs |   |   |    | Efficiencies |        |
|---------------------|-------|-----------|-------------|---|---|----|--------------|--------|
|                     |       |           | R           | P | X | T  | 3 Down       | 4 Down |
| Washington Redskins | 41    | 5:48      | 1           | 1 | 0 | 2  | 1/3          | 0/0    |
| Chicago Bears       | 21    | 9:12      | 3           | 8 | 0 | 11 | 3/3          | 0/0    |

# Miscellaneous Statistics Report

Washington Redskins vs Chicago Bears  
12/24/2016 at Soldier Field

## Ten Longest Plays for Washington Redskins

| Yards | Qtr | Play Start  | Play Description  |
|-------|-----|-------------|---|
| 61    | 4   | 3-4-WAS 39  | (1:08) M.Brown left tackle for 61 yards, TOUCHDOWN.   |
| 57    | 1   | 2-5-WAS 25  | (2:39) K.Cousins pass short middle to D.Jackson pushed ob at CHI 18 for 57 yards (D.Bush).                  |
| 46    | 2   | 3-1-WAS 38  | (12:17) (Shotgun) K.Cousins pass deep right to P.Garcon pushed ob at CHI 16 for 46 yards (H.Jones-Quarley). |
| 29    | 2   | 3-10-WAS 9  | (5:28) (Shotgun) K.Cousins pass deep middle to D.Jackson to WAS 38 for 29 yards (H.Jones-Quarley).          |
| 25    | 2   | 2-7-WAS 4   | (14:16) (Shotgun) K.Cousins pass short middle to P.Garcon to WAS 29 for 25 yards (T.Porter).                |
| 21    | 1   | 2-10-CHI 36 | (9:48) (Shotgun) K.Cousins pass deep right to D.Jackson to CHI 15 for 21 yards (H.Jones-Quarley).           |
| 17    | 1   | 3-9-CHI 17  | (1:05) (Shotgun) K.Cousins pass short right to C.Thompson for 17 yards, TOUCHDOWN.                          |
| 16    | 1   | 1-10-WAS 48 | (10:07) (No Huddle) K.Cousins pass deep left to P.Garcon ran ob at CHI 36 for 16 yards.                     |
| 16    | 4   | 2-15-WAS 30 | (8:57) K.Cousins pass deep middle to R.Grant to WAS 46 for 16 yards (H.Jones-Quarley).                      |
| 15    | 2   | 1-10-CHI 24 | (2:00) R.Kelley right guard to CHI 9 for 15 yards (J.Freeman). WAS-R.Kelley was injured during the play.    |

## Ten Longest Plays for Chicago Bears

| Yards | Qtr | Play Start  | Play Description  |
|-------|-----|-------------|---|
| 37    | 2   | 1-10-CHI 42 | (:53) (Shotgun) M.Barkley pass deep left to A.Jeffery to WAS 21 for 37 yards (J.Norman).      |
| 32    | 2   | 3-8-WAS 33  | (7:11) (Shotgun) M.Barkley pass deep right to C.Meredith to WAS 1 for 32 yards (G.Toler).     |
| 28    | 2   | 1-10-CHI 37 | (8:52) (Shotgun) J.Howard right end to 50 for 13 yards (D.Ihenacho).                          |
| 23    | 1   | 1-10-WAS 32 | (4:50) (Shotgun) J.Howard left guard to WAS 9 for 23 yards (G.Toler).                         |
| 21    | 1   | 1-5-CHI 30  | (:23) M.Barkley pass deep left to C.Meredith to WAS 49 for 21 yards (B.Breeland).             |
| 21    | 2   | 1-10-WAS 21 | (:41) (Shotgun) M.Barkley pass deep right to C.Meredith for 21 yards, TOUCHDOWN.              |
| 20    | 4   | 1-10-CHI 26 | (4:31) J.Howard left end pushed ob at CHI 46 for 20 yards (D.Everett).                        |
| 18    | 1   | 3-18-CHI 22 | (6:35) (Shotgun) M.Barkley pass deep middle to D.Thompson to CHI 40 for 18 yards (D.Everett). |
| 18    | 1   | 1-10-CHI 40 | (5:54) M.Barkley pass short middle to A.Jeffery to WAS 42 for 18 yards (J.Norman; D.Whitner). |
| 16    | 3   | 1-10-CHI 30 | (:34) (No Huddle, Shotgun) J.Howard left tackle to CHI 46 for 16 yards (D.Whitner).           |

## Touchdown Scoring Information

|                |                     | Offense | Defense | Special Teams |
|----------------|---------------------|---------|---------|---------------|
| <b>VISITOR</b> | Washington Redskins | 5       | 0       | 0             |
| <b>HOME</b>    | Chicago Bears       | 3       | 0       | 0             |

## Player Scoring Information

| Club | Player     | TD | Rush TD | Rec TD | KO TD | Punt TD | Int TD | Fum TD | Misc TD | FG | XP | 2Pt Rush | 2Pt Rec | Sfty | Points |
|------|------------|----|---------|--------|-------|---------|--------|--------|---------|----|----|----------|---------|------|--------|
| WAS  | K.Cousins  | 0  | 2       | 0      | 0     | 0       | 0      | 0      | 0       | 0  | 0  | 0        | 0       | 0    | 12     |
| WAS  | C.Thompson | 0  | 1       | 1      | 0     | 0       | 0      | 0      | 0       | 0  | 0  | 0        | 0       | 0    | 12     |
| WAS  | D.Hopkins  | 0  | 0       | 0      | 0     | 0       | 0      | 0      | 0       | 2  | 5  | 0        | 0       | 0    | 11     |
| WAS  | M.Brown    | 0  | 1       | 0      | 0     | 0       | 0      | 0      | 0       | 0  | 0  | 0        | 0       | 0    | 6      |
| CHI  | J.Langford | 0  | 1       | 0      | 0     | 0       | 0      | 0      | 0       | 0  | 0  | 0        | 0       | 0    | 6      |
| CHI  | D.Thompson | 0  | 0       | 1      | 0     | 0       | 0      | 0      | 0       | 0  | 0  | 0        | 0       | 0    | 6      |
| CHI  | C.Meredith | 0  | 0       | 1      | 0     | 0       | 0      | 0      | 0       | 0  | 0  | 0        | 0       | 0    | 6      |
| CHI  | C.Barth    | 0  | 0       | 0      | 0     | 0       | 0      | 0      | 0       | 0  | 3  | 0        | 0       | 0    | 3      |

## Possession Detail

|                             | First Half |       | Second Half |       | Game    |       |
|-----------------------------|------------|-------|-------------|-------|---------|-------|
|                             | Visitor    | Home  | Visitor     | Home  | Visitor | Home  |
| Largest Lead                | 17         | 0     | 20          | 0     | 20      | 0     |
| Drives Leading              | 4          | 0     | 5           | 0     | 9       | 0     |
| Time of Possession Leading  | 12:18      | 0:00  | 14:19       | 0:00  | 26:37   | 0:00  |
| Largest Deficit             | 0          | -17   | 0           | -20   | 0       | -20   |
| Drives Trailing             | 0          | 4     | 0           | 6     | 0       | 10    |
| Time of Possession Trailing | 0:00       | 10:25 | 0:00        | 15:41 | 0:00    | 26:06 |
| Times Score Tied Up         |            | 0     |             | 0     |         | 0     |
| Lead Changes                |            | 1     |             | 0     |         | 1     |



# Playtime Percentage

*Percent of playtime per player on offense, defense and special teams*

## Washington Redskins

## Chicago Bears

|                 |    | Offense | Defense | Special Teams |    |     |                 | Offense | Defense | Special Teams |      |     |     |
|-----------------|----|---------|---------|---------------|----|-----|-----------------|---------|---------|---------------|------|-----|-----|
| S Lauvao        | G  | 67      | 100%    |               | 7  | 26% | J Sitton        | G       | 69      | 100%          | 4    | 15% |     |
| B Scherff       | G  | 67      | 100%    |               | 7  | 26% | T Larsen        | C       | 69      | 100%          | 4    | 15% |     |
| M Moses         | T  | 67      | 100%    |               | 2  | 7%  | B Massie        | T       | 69      | 100%          | 4    | 15% |     |
| K Cousins       | QB | 67      | 100%    |               |    |     | C Leno          | T       | 69      | 100%          | 4    | 15% |     |
| T Williams      | T  | 67      | 100%    |               |    |     | M Barkley       | QB      | 69      | 100%          |      |     |     |
| V Davis         | TE | 64      | 96%     |               | 2  | 7%  | C Whitehair     | G       | 69      | 100%          |      |     |     |
| S Long          | G  | 60      | 90%     |               | 2  | 7%  | A Jeffery       | WR      | 66      | 96%           |      |     |     |
| J Crowder       | WR | 56      | 84%     |               | 4  | 15% | C Meredith      | WR      | 62      | 90%           |      |     |     |
| P Garcon        | WR | 44      | 66%     |               |    |     | D Brown         | TE      | 46      | 67%           | 8    | 30% |     |
| R Kelley        | RB | 34      | 51%     |               | 1  | 4%  | J Howard        | RB      | 39      | 57%           |      |     |     |
| D Jackson       | WR | 30      | 45%     |               |    |     | D Thompson      | WR      | 37      | 54%           | 8    | 30% |     |
| R Grant         | WR | 29      | 43%     |               | 14 | 52% | J Bellamy       | WR      | 31      | 45%           | 16   | 59% |     |
| C Thompson      | RB | 22      | 33%     |               | 4  | 15% | J Langford      | RB      | 29      | 42%           |      |     |     |
| M Harris        | WR | 21      | 31%     |               | 6  | 22% | B Braunecker    | TE      | 21      | 30%           | 16   | 59% |     |
| M Brown         | RB | 15      | 22%     |               | 10 | 37% | L Paulsen       | TE      | 9       | 13%           | 13   | 48% |     |
| D Carrier       | TE | 11      | 16%     |               | 7  | 26% | M Pruitt        | TE      | 3       | 4%            | 9    | 33% |     |
| T Nsekhe        | T  | 9       | 13%     |               | 9  | 33% | B Addison       | WR      | 1       | 1%            | 9    | 33% |     |
| J Sullivan      | C  | 7       | 10%     |               | 9  | 33% | M McCants       | T       | 1       | 1%            | 4    | 15% |     |
| J Norman        | CB |         | 68      | 99%           | 5  | 19% | A Amos          | FS      |         | 67            | 100% | 11  | 41% |
| G Toler         | CB |         | 56      | 81%           | 10 | 37% | N Kwiatkoski    | LB      |         | 67            | 100% | 1   | 4%  |
| M Foster        | LB |         | 51      | 74%           | 7  | 26% | J Banks         | CB      |         | 65            | 97%  |     |     |
| T Murphy        | LB |         | 50      | 72%           | 14 | 52% | A Hicks         | DE      |         | 61            | 91%  | 7   | 26% |
| D Ihenacho      | SS |         | 48      | 70%           | 14 | 52% | J Freeman       | LB      |         | 60            | 90%  |     |     |
| C Baker         | DE |         | 48      | 70%           |    |     | T Porter        | CB      |         | 52            | 78%  |     |     |
| P Smith         | LB |         | 47      | 68%           | 4  | 15% | H Jones-Quartey | SS      |         | 50            | 75%  | 8   | 30% |
| E Hood          | DE |         | 42      | 61%           | 7  | 26% | P McPhee        | LB      |         | 48            | 72%  | 3   | 11% |
| W Compton       | LB |         | 39      | 57%           | 2  | 7%  | W Young         | LB      |         | 44            | 66%  | 4   | 15% |
| B Breeland      | CB |         | 38      | 55%           | 6  | 22% | M Unrein        | DE      |         | 36            | 54%  | 6   | 22% |
| R Kerrigan      | LB |         | 38      | 55%           | 4  | 15% | C Wilson        | DE      |         | 34            | 51%  | 11  | 41% |
| W Blackmon      | FS |         | 34      | 49%           | 7  | 26% | B Callahan      | CB      |         | 32            | 48%  | 1   | 4%  |
| D Whitner       | SS |         | 34      | 49%           |    |     | J Bullard       | DE      |         | 28            | 42%  |     |     |
| M Spaight       | LB |         | 30      | 43%           | 12 | 44% | S Acho          | LB      |         | 24            | 36%  | 21  | 78% |
| K Fuller        | CB |         | 29      | 42%           | 4  | 15% | L Floyd         | LB      |         | 18            | 27%  |     |     |
| C Jenkins       | DT |         | 25      | 36%           | 4  | 15% | D Hall          | CB      |         | 15            | 22%  | 6   | 22% |
| R Jean Francois | DE |         | 23      | 33%           | 5  | 19% | D Bush          | SS      |         | 13            | 19%  |     |     |
| D Everett       | FS |         | 21      | 30%           | 16 | 59% | D Hurst         | CB      |         | 11            | 16%  | 13  | 48% |
| T Garvin        | LB |         | 17      | 25%           | 15 | 56% | C Washington    | DE      |         | 9             | 13%  |     |     |
| M Ioannidis     | DT |         | 8       | 12%           | 10 | 37% | C Prosinski     | FS      |         | 3             | 4%   | 23  | 85% |
| D Phillips      | CB |         | 6       | 9%            | 12 | 44% | S McManis       | CB      |         |               |      | 23  | 85% |
| L Trail         | LB |         | 6       | 9%            | 2  | 7%  | C Jones         | LB      |         |               |      | 22  | 81% |
| Z Vigil         | LB |         | 1       | 1%            | 15 | 56% | J Timu          | LB      |         |               |      | 12  | 44% |
| D Hopkins       | K  |         |         |               | 15 | 56% | C Barth         | K       |         |               |      | 8   | 30% |
| T Way           | P  |         |         |               | 9  | 33% | P Scales        | LS      |         |               |      | 6   | 22% |
| N Sundberg      | LS |         |         |               | 9  | 33% | P O'Donnell     | P       |         |               |      | 6   | 22% |
| A Kouandjio     | G  |         |         |               | 5  | 19% |                 |         |         |               |      |     |     |



# National Football League Game Summary

NFL Copyright © 2016 by The National Football League. All rights reserved. This summary and play-by-play is for the express purpose of assisting media in their coverage of the game; any other use of this material is prohibited without the written permission of the National Football League. Updated: 1/3/2017

Date: Sunday, 1/1/2017

## New York Giants at Washington Redskins

Start Time: 4:25 PM Eastern

at FedExField, Landover, MD

### Game Day Weather

Game Weather: Sunny  
Played Outdoor on Turf: Grass

Temp: 53° F (11.7° C) Humidity: 51%, Wind: North 1 mph  
Outdoor Weather: Sunny,

### Officials

Referee: Steratore, Gene (114)      Umpire: Schuster, Bill (129)      Head Linesman: Spanier, Mike (90)  
Line Judge: Arthur, Gary (108)      Side Judge: Waggoner, Bob (25)      Field Judge: Lucivansky, Jon (89)  
Back Judge: Freeman, Steve (133)      Replay Official: Weidner, Paul ()

### Lineups

| New York Giants |            |         | Washington Redskins |       |            |        |            |
|-----------------|------------|---------|---------------------|-------|------------|--------|------------|
| Offense         |            | Defense | Offense             |       | Defense    |        |            |
| WR 13           | O.Beckham  | LDE 78  | R.Okwara            | WR 88 | P.Garcon   | CB 20  | G.Toler    |
| LT 74           | E.Flowers  | LDT 98  | D.Harrison          | LT 71 | T.Williams | NT 90  | E.Hood     |
| LG 67           | J.Pugh     | RDT 95  | J.Hankins           | LG 77 | S.Lauvao   | RDE 92 | C.Baker    |
| C 70            | W.Richburg | RDE 54  | O.Vernon            | C 61  | S.Long     | SLB 94 | P.Smith    |
| RG 77           | J.Jerry    | CB 24   | E.Apple             | RG 75 | B.Scherff  | MLB 51 | W.Compton  |
| RT 73           | M.Newhouse | MLB 57  | K.Robinson          | RT 76 | M.Moses    | MLB 54 | M.Foster   |
| TE 45           | W.Tye      | WLB 52  | J.Casillas          | TE 85 | V.Davis    | WLB 91 | R.Kerrigan |
| QB 10           | E.Manning  | LCB 41  | D.Rodgers-Cromartie | WR 80 | J.Crowder  | CB 26  | B.Breeland |
| WR 87           | S.Shepard  | SS 21   | L.Collins           | WR 11 | D.Jackson  | CB 24  | J.Norman   |
| RB 28           | P.Perkins  | FS 33   | A.Adams             | QB 8  | K.Cousins  | SS 29  | D.Ihenacho |
| WR 80           | V.Cruz     | RCB 20  | J.Jenkins           | RB 32 | R.Kelley   | FS 41  | W.Blackmon |

### Substitutions

K 5 R.Gould, P 9 B.Wing, WR 15 T.King, WR 17 D.Harris, RB 23 R.Jennings, FS 25 L.Hall, CB 31 T.Wade, S/LB 37 E.Pinkins, RB 43 B.Rainey, LS 51 Z.DeOssie, LB 53 D.Skinner, DE 58 O.Odighizuwa, LB 59 D.Kennard, T 65 W.Beatty, C/G 69 B.Jones, DE 72 K.Wynn, WR 82 R.Lewis, TE 84 L.Donnell, LB 91 K.Sheppard, LB 93 B.Goodson, LB 94 M.Herzlich, DT 96 J.Bromley, DT 99 R.Thomas

### Substitutions

K 3 D.Hopkins, P 5 T.Way, WR 13 M.Harris, WR 14 R.Grant, S 22 D.Everett, RE 25 C.Thompson, RB 34 M.Brown, DB 35 D.Phillips, CB 38 K.Fuller, OLB 48 L.Trail, LB 50 M.Spaight, LB 52 T.Garvin, C 56 J.Sullivan, LS 57 N.Sundberg, LB 59 Z.Vigil, DL 73 C.Jenkins, T 79 T.Nsekhe, TE 86 J.Reed, TE 89 D.Carrier, LB/DE 93 T.Murphy, DE 98 M.Ioannidis, DE 99 R.Jean Francois

### Did Not Play

QB 8 J.Johnson

### Did Not Play

QB 16 C.McCoy, G 74 A.Kouandjio

### Not Active

S 29 N.Berhe, CB 30 C.Sensabaugh, RB 44 G.Winn, G/T 68 B.Hart, TE 89 J.Adams, DE 90 J.Pierre-Paul, DE 97 I.Williams

### Not Active

QB 2 N.Sudfeld, RB 31 M.Jones, S 36 S.Cravens, DB 45 J.Evans, CB 47 Q.Dunbar, OL 60 V.Painter, G 78 K.Lichtensteiger

### Field Goals (made ( ) & missed)

R.Gould (22) (40)

D.Hopkins 57WL (32)

|          |                     | 1 | 2 | 3 | 4 | OT | Total |
|----------|---------------------|---|---|---|---|----|-------|
| VISITOR: | New York Giants     | 3 | 7 | 0 | 9 | 0  | 19    |
| HOME:    | Washington Redskins | 0 | 0 | 3 | 7 | 0  | 10    |

### Scoring Plays

| Team     | Qtr | Time | Play Description (Extra Point) (Drive Info)                     | Visitor | Home |
|----------|-----|------|---|---------|------|
| Giants   | 1   | 2:12 | R.Gould 22 yd. Field Goal (13-56, 6:40)                         | 3       | 0    |
| Giants   | 2   | 9:20 | R.Jennings 2 yd. run (R.Gould kick) (11-74, 5:40)               | 10      | 0    |
| Redskins | 3   | 0:25 | D.Hopkins 32 yd. Field Goal (5-33, 2:11)                        | 10      | 3    |
| Redskins | 4   | 8:13 | J.Reed 1 yd. pass from K.Cousins (D.Hopkins kick) (11-76, 5:14) | 10      | 10   |
| Giants   | 4   | 2:12 | R.Gould 40 yd. Field Goal (8-58, 3:49)                          | 13      | 10   |
| Giants   | 4   | 0:00 | T.Wade 11 yd. fumble return (run failed)                        | 19      | 10   |

Paid Attendance: 79,471

Time: 2:55

**New York Giants vs Washington Redskins**  
**1/1/2017 at FedExField**

# Final Individual Statistics

## New York Giants

## Washington Redskins

| RUSHING    |     |     |     |    |    | RUSHING    |     |     |     |    |    |
|------------|-----|-----|-----|----|----|------------|-----|-----|-----|----|----|
|            | ATT | YDS | AVG | LG | TD |            | ATT | YDS | AVG | LG | TD |
| P.Perkins  | 21  | 102 | 4.9 | 22 | 0  | R.Kelley   | 12  | 33  | 2.8 | 7  | 0  |
| R.Jennings | 18  | 52  | 2.9 | 6  | 1  | C.Thompson | 3   | 5   | 1.7 | 4  | 0  |
| S.Shepard  | 1   | 7   | 7.0 | 7  | 0  |            |     |     |     |    |    |
| Total      | 40  | 161 | 4.0 | 22 | 1  | Total      | 15  | 38  | 2.5 | 7  | 0  |

| PASSING   |     |     |     |       |    |    |    |      | PASSING   |     |     |     |       |    |    |    |      |
|-----------|-----|-----|-----|-------|----|----|----|------|-----------|-----|-----|-----|-------|----|----|----|------|
|           | ATT | CMP | YDS | SK/YD | TD | LG | IN | RT   |           | ATT | CMP | YDS | SK/YD | TD | LG | IN | RT   |
| E.Manning | 27  | 17  | 180 | 1/9   | 0  | 44 | 0  | 82.3 | K.Cousins | 35  | 22  | 287 | 4/41  | 1  | 49 | 2  | 74.3 |
| Total     | 27  | 17  | 180 | 1/9   | 0  | 44 | 0  | 82.3 | Total     | 35  | 22  | 287 | 4/41  | 1  | 49 | 2  | 74.3 |

| PASS RECEIVING |     |     |     |      |    |    | PASS RECEIVING |     |     |     |      |    |    |
|----------------|-----|-----|-----|------|----|----|----------------|-----|-----|-----|------|----|----|
|                | TAR | REC | YDS | AVG  | LG | TD |                | TAR | REC | YDS | AVG  | LG | TD |
| O.Beckham      | 7   | 5   | 44  | 8.8  | 15 | 0  | C.Thompson     | 8   | 6   | 37  | 6.2  | 11 | 0  |
| W.Tye          | 5   | 4   | 47  | 11.8 | 24 | 0  | J.Reed         | 6   | 5   | 40  | 8.0  | 21 | 1  |
| S.Shepard      | 5   | 3   | 30  | 10.0 | 14 | 0  | P.Garcon       | 7   | 4   | 96  | 24.0 | 49 | 0  |
| V.Cruz         | 4   | 2   | 7   | 3.5  | 6  | 0  | V.Davis        | 3   | 2   | 49  | 24.5 | 31 | 0  |
| T.King         | 1   | 1   | 44  | 44.0 | 44 | 0  | D.Jackson      | 5   | 2   | 34  | 17.0 | 23 | 0  |
| R.Jennings     | 1   | 1   | 5   | 5.0  | 5  | 0  | J.Crowder      | 3   | 2   | 16  | 8.0  | 11 | 0  |
| B.Rainey       | 1   | 1   | 3   | 3.0  | 3  | 0  | M.Harris       | 2   | 1   | 15  | 15.0 | 15 | 0  |
| P.Perkins      | 2   | 0   | 0   | 0.0  | 0  | 0  |                |     |     |     |      |    |    |
| Total          | 26  | 17  | 180 | 10.6 | 44 | 0  | Total          | 34  | 22  | 287 | 13.0 | 49 | 1  |

| INTERCEPTIONS       |    |     |      |    |    | INTERCEPTIONS |    |     |     |    |    |
|---------------------|----|-----|------|----|----|---------------|----|-----|-----|----|----|
|                     | NO | YDS | AVG  | LG | TD |               | NO | YDS | AVG | LG | TD |
| D.Rodgers-Cromartie | 2  | 28  | 14.0 | 28 | 0  |               |    |     |     |    |    |
| Total               | 2  | 28  | 14.0 | 28 | 0  | Total         | 0  | 0   | 0   | 0  | 0  |

| PUNTING |    |     |      |      |    |      |    | PUNTING |    |     |      |      |    |      |    |
|---------|----|-----|------|------|----|------|----|---------|----|-----|------|------|----|------|----|
|         | NO | YDS | AVG  | NET  | TB | IN20 | LG |         | NO | YDS | AVG  | NET  | TB | IN20 | LG |
| B.Wing  | 8  | 363 | 45.4 | 37.9 | 1  | 1    | 55 | T.Way   | 7  | 348 | 49.7 | 43.1 | 0  | 1    | 59 |
| Total   | 8  | 363 | 45.4 | 37.9 | 1  | 1    | 55 | Total   | 7  | 348 | 49.7 | 43.1 | 0  | 1    | 59 |

| PUNT RETURNS |    |     |     |    |    |    | PUNT RETURNS    |    |     |     |    |    |    |
|--------------|----|-----|-----|----|----|----|-----------------|----|-----|-----|----|----|----|
|              | NO | YDS | AVG | FC | LG | TD |                 | NO | YDS | AVG | FC | LG | TD |
| D.Harris     | 6  | 46  | 7.7 | 1  | 12 | 0  | J.Crowder       | 5  | 40  | 8.0 | 1  | 19 | 0  |
|              |    |     |     |    |    |    | [OUT OF BOUNDS] | 1  | 0   | 0.0 | 0  | 0  | 0  |
|              |    |     |     |    |    |    | [TOUCHBACK]     | 1  | 0   | 0.0 | 0  | 0  | 0  |
| Total        | 6  | 46  | 7.7 | 1  | 12 | 0  | Total           | 5  | 40  | 8.0 | 1  | 19 | 0  |

| KICKOFF RETURNS |    |     |     |    |    |    | KICKOFF RETURNS |    |     |     |    |    |    |
|-----------------|----|-----|-----|----|----|----|-----------------|----|-----|-----|----|----|----|
|                 | NO | YDS | AVG | FC | LG | TD |                 | NO | YDS | AVG | FC | LG | TD |
| [TOUCHBACK]     | 3  | 0   | 0.0 | 0  | 0  | 0  | [TOUCHBACK]     | 4  | 0   | 0.0 | 0  | 0  | 0  |
| Total           | 0  | 0   | 0.0 | 0  | 0  | 0  | Total           | 0  | 0   | 0.0 | 0  | 0  | 0  |

### New York Giants

| FUMBLES |     |      |         |     |    |        |         |     |    |         |  |
|---------|-----|------|---------|-----|----|--------|---------|-----|----|---------|--|
|         | FUM | LOST | OWN-REC | YDS | TD | FORCED | OPP-REC | YDS | TD | OUT-BDS |  |
| T.Wade  | 0   | 0    | 0       | 0   | 0  | 0      | 1       | 11  | 1  | 0       |  |
| Total   | 0   | 0    | 0       | 0   | 0  | 0      | 1       | 11  | 1  | 0       |  |

### Washington Redskins

| FUMBLES    |     |      |         |     |    |        |         |     |    |         |  |
|------------|-----|------|---------|-----|----|--------|---------|-----|----|---------|--|
|            | FUM | LOST | OWN-REC | YDS | TD | FORCED | OPP-REC | YDS | TD | OUT-BDS |  |
| C.Thompson | 1   | 0    | 1       | 0   | 0  | 0      | 0       | 0   | 0  | 0       |  |
| J.Reed     | 1   | 1    | 0       | 0   | 0  | 0      | 0       | 0   | 0  | 0       |  |
| Total      | 2   | 1    | 1       | 0   | 0  | 0      | 0       | 0   | 0  | 0       |  |

## Final Team Statistics

|   | Visitor<br>Giants | Home<br>Redskins |
|---|-------------------|------------------|
| TOTAL FIRST DOWNS                                 | 17                | 16               |
| By Rushing  | 5                 | 1                |
| By Passing  | 10                | 14               |
| By Penalty  | 2                 | 1                |
| THIRD DOWN EFFICIENCY                             | 6-17-35%          | 4-12-33%         |
| FOURTH DOWN EFFICIENCY                            | 0-1-0%            | 0-0-0%           |
| TOTAL NET YARDS                                   | 332               | 284              |
| Total Offensive Plays (inc. times thrown passing) | 68                | 54               |
| Average gain per offensive play                   | 4.9               | 5.3              |
| NET YARDS RUSHING                                 | 161               | 38               |
| Total Rushing Plays                               | 40                | 15               |
| Average gain per rushing play                     | 4.0               | 2.5              |
| Tackles for a loss-number and yards               | 0-0               | 1-2              |
| NET YARDS PASSING                                 | 171               | 246              |
| Times thrown - yards lost attempting to pass      | 1-9               | 4-41             |
| Gross yards passing                               | 180               | 287              |
| PASS ATTEMPTS-COMPLETIONS-HAD INTERCEPTED         | 27-17-0           | 35-22-2          |
| Avg gain per pass play (inc.# thrown passing)     | 6.1               | 6.3              |
| KICKOFFS Number-In End Zone-Touchbacks            | 4-4-4             | 3-3-3            |
| PUNTS Number and Average                          | 8-45.4            | 7-49.7           |
| Had Blocked                                       | 0                 | 0                |
| FGs - PATs Had Blocked                            | 0-0               | 0-0              |
| Net Punting Average                               | 37.9              | 43.1             |
| TOTAL RETURN YARDAGE (Not Including Kickoffs)     | 74                | 40               |
| No. and Yards Punt Returns                        | 6-46              | 5-40             |
| No. and Yards Kickoff Returns                     | 0-0               | 0-0              |
| No. and Yards Interception Returns                | 2-28              | 0-0              |
| PENALTIES Number and Yards                        | 5-42              | 5-42             |
| FUMBLES Number and Lost                           | 0-0               | 2-1              |
| TOUCHDOWNS  | 2                 | 1                |
| Rushing   | 1                 | 0                |
| Passing   | 0                 | 1                |
| Fumbles   | 1                 | 0                |
| EXTRA POINTS Made-Attempts                        | 1-2               | 1-1              |
| Kicking Made-Attempts                             | 1-1               | 1-1              |
| Rushing Made-Attempts                             | 0-1               | 0-0              |
| FIELD GOALS Made-Attempts                         | 2-2               | 1-2              |
| RED ZONE EFFICIENCY                               | 1-3-33%           | 1-2-50%          |
| GOAL TO GO EFFICIENCY                             | 1-2-50%           | 1-1-100%         |
| SAFETIES  | 0                 | 0                |
| FINAL SCORE                                       | 19                | 10               |
| TIME OF POSSESSION                                | 35:52             | 24:08            |

New York Giants vs Washington Redskins

1/1/2017 at FedExField

# Ball Possession And Drive Chart

## New York Giants

| #  | Time Recd | Time Lost | Time Poss | How Ball Obtained | Drive Began | # Play | Yds Gain | Yds Pen | Net Yds | 1st Down | Last Scrm | How Given Up |
|----|-----------|-----------|-----------|-------------------|-------------|--------|----------|---------|---------|----------|-----------|--------------|
| 1  | 12:46     | 11:10     | 1:36      | Punt              | NYG 22      | 3      | 7        | 0       | 7       | 0        | NYG 29    | Punt         |
| 2  | 8:52      | 2:12      | 6:40      | Punt              | NYG 40      | 13     | 66       | -10     | 56      | 4        | * WAS 4   | Field Goal   |
| 3  | 15:00     | 9:20      | 5:40      | Punt              | NYG 26      | 11     | 71       | 3       | 74      | 6        | * WAS 2   | Touchdown    |
| 4  | 6:29      | 2:40      | 3:49      | Punt              | NYG 9       | 6      | 38       | -10     | 28      | 1        | NYG 37    | Punt         |
| 5  | 1:30      | 0:39      | 0:51      | Punt              | NYG 32      | 5      | 12       | 0       | 12      | 1        | NYG 44    | Punt         |
| 6  | 15:00     | 9:54      | 5:06      | Kickoff           | NYG 25      | 9      | 54       | 5       | 59      | 3        | * WAS 16  | Downs        |
| 7  | 8:18      | 6:09      | 2:09      | Punt              | WAS 49      | 3      | 8        | -10     | -2      | 0        | NYG 49    | Punt         |
| 8  | 4:06      | 2:36      | 1:30      | Interception      | NYG 5       | 3      | 6        | 0       | 6       | 0        | NYG 11    | Punt         |
| 9  | 0:25      | 13:27     | 1:58      | Kickoff           | NYG 25      | 3      | 9        | 0       | 9       | 0        | NYG 34    | Punt         |
| 10 | 8:13      | 6:35      | 1:38      | Kickoff           | NYG 25      | 3      | -5       | 0       | -5      | 0        | NYG 20    | Punt         |
| 11 | 6:01      | 2:12      | 3:49      | Punt              | NYG 20      | 8      | 58       | 0       | 58      | 2        | WAS 22    | Field Goal   |
| 12 | 1:12      | 0:06      | 1:06      | Interception      | WAS 47      | 3      | 8        | 0       | 8       | 0        | WAS 39    | Punt         |

(333) Average NYG 28

## Washington Redskins

| #  | Time Recd | Time Lost | Time Poss | How Ball Obtained | Drive Began | # Play | Yds Gain | Yds Pen | Net Yds | 1st Down | Last Scrm | How Given Up |
|----|-----------|-----------|-----------|-------------------|-------------|--------|----------|---------|---------|----------|-----------|--------------|
| 1  | 15:00     | 12:46     | 2:14      | Kickoff           | WAS 25      | 3      | 9        | 0       | 9       | 0        | WAS 34    | Punt         |
| 2  | 11:10     | 8:52      | 2:18      | Punt              | WAS 14      | 3      | 3        | 0       | 3       | 0        | WAS 17    | Punt         |
| 3  | 2:12      | 0:00      | 2:12      | Kickoff           | WAS 25      | 5      | 10       | -5      | 5       | 1        | WAS 30    | Punt         |
| 4  | 9:20      | 6:29      | 2:51      | Kickoff           | WAS 25      | 6      | 34       | 0       | 34      | 1        | NYG 41    | Punt         |
| 5  | 2:40      | 1:30      | 1:10      | Punt              | WAS 28      | 3      | -7       | 0       | -7      | 0        | WAS 21    | Punt         |
| 6  | 0:39      | 0:00      | 0:39      | Punt              | WAS 27      | 4      | 34       | 0       | 34      | 2        | NYG 39    | Missed FG    |
| 7  | 9:54      | 8:18      | 1:36      | Downs             | WAS 16      | 3      | -10      | 0       | -10     | 0        | WAS 6     | Punt         |
| 8  | 6:09      | 4:06      | 2:03      | Punt              | WAS 20      | 4      | 57       | 0       | 57      | 1        | NYG 23    | Interception |
| 9  | 2:36      | 0:25      | 2:11      | Punt              | NYG 47      | 5      | 33       | 0       | 33      | 1        | * NYG 14  | Field Goal   |
| 10 | 13:27     | 8:13      | 5:14      | Punt              | WAS 24      | 11     | 84       | -8      | 76      | 7        | * NYG 1   | Touchdown    |
| 11 | 6:35      | 6:01      | 0:34      | Punt              | WAS 31      | 3      | 0        | 0       | 0       | 0        | WAS 31    | Punt         |
| 12 | 2:12      | 1:12      | 1:00      | Kickoff           | WAS 25      | 5      | 32       | 0       | 32      | 3        | NYG 43    | Interception |
| 13 | 0:06      | 0:00      | 0:06      | Punt              | WAS 6       | 1      | 5        | 0       | 5       | 0        | WAS 6     | Fumble       |

(319) Average WAS 25

\* inside opponent's 20

### Time of Possession by Quarter

|         |                     | 1st  | 2nd   | 3rd  | 4th  | OT | Total |
|---------|---------------------|------|-------|------|------|----|-------|
| Visitor | New York Giants     | 8:16 | 10:20 | 9:10 | 8:06 |    | 35:52 |
| Home    | Washington Redskins | 6:44 | 4:40  | 5:50 | 6:54 |    | 24:08 |

### Kickoff Drive No.-Start Average

Giants: 3 - NYG 25      Redskins: 4 - WAS 25









**Play By Play**

# First Quarter

1/1/2017

WAS wins toss, elects to Receive, and NYG elects to defend the East goal.

R.Gould kicks 65 yards from NYG 35 to end zone, Touchback.

Washington Redskins at 15:00

- 1-10-WAS 25 (15:00) (Shotgun) R.Kelley left tackle to WAS 26 for 1 yard (D.Harrison, L.Collins).
- 2-9-WAS 26 (14:15) (Shotgun) K.Cousins pass short middle to J.Reed to WAS 34 for 8 yards (K.Robinson, L.Collins).
- 3-1-WAS 34 (13:35) T.Nsekhe reported in as eligible. R.Kelley right tackle to WAS 34 for no gain (K.Sheppard, A.Adams).
- 4-1-WAS 34 (12:57) T.Way punts 55 yards to NYG 11, Center-N.Sundberg. D.Harris to NYG 22 for 11 yards (D.Everett).

New York Giants at 12:46

- 1-10-NYG 22 (12:46) (Shotgun) P.Perkins left guard to NYG 25 for 3 yards (P.Smith).
- 2-7-NYG 25 (12:11) (No Huddle) P.Perkins left guard to NYG 29 for 4 yards (C.Baker).
- 3-3-NYG 29 (11:31) (No Huddle, Shotgun) E.Manning pass incomplete short left to P.Perkins (E.Hood).
- 4-3-NYG 29 (11:26) B.Wing punts 48 yards to WAS 23, Center-Z.DeOssie. J.Crowder pushed ob at WAS 48 for 25 yards (B.Rainey).  
PENALTY on WAS-D.Phillips, Offensive Holding, 9 yards, enforced at WAS 23.

Washington Redskins at 11:10

- 1-10-WAS 14 (11:10) T.Nsekhe reported in as eligible. K.Cousins sacked at WAS 4 for -10 yards (D.Harrison).
- 2-20-WAS 4 (10:26) (Shotgun) R.Kelley left guard to WAS 9 for 5 yards (D.Harrison, J.Casillas).
- 3-15-WAS 9 (9:44) (Shotgun) K.Cousins pass short left to C.Thompson to WAS 17 for 8 yards (D.Kennard).
- 4-7-WAS 17 (9:04) T.Way punts 45 yards to NYG 38, Center-N.Sundberg. D.Harris to NYG 40 for 2 yards (D.Phillips; D.Carrier).

New York Giants at 8:52

- 1-10-NYG 40 (8:52) (Shotgun) E.Manning pass short right to W.Tye to NYG 48 for 8 yards (M.Foster).
- 2-2-NYG 48 (8:23) P.Perkins right tackle to WAS 48 for 4 yards (D.Ihenacho). R1
- 1-10-WAS 48 (7:39) (No Huddle, Shotgun) P.Perkins right end to WAS 41 for 7 yards (W.Blackmon; M.Foster).
- 2-3-WAS 41 (7:03) (No Huddle, Shotgun) E.Manning pass incomplete short left to S.Shepard (J.Norman).
- 3-3-WAS 41 (6:56) (Shotgun) P.Perkins left guard to WAS 37 for 4 yards (M.Foster). R2
- 1-10-WAS 37 (6:21) (Shotgun) P.Perkins left end to WAS 15 for 22 yards (M.Foster, W.Blackmon). R3
- 1-10-WAS 15 (5:32) (No Huddle) R.Jennings up the middle to WAS 13 for 2 yards (M.Foster).
- 2-8-WAS 13 (4:52) E.Manning pass short right to R.Jennings to WAS 8 for 5 yards (R.Jean Francois, D.Ihenacho).
- 3-3-WAS 8 (4:05) (Shotgun) E.Manning pass short left to S.Shepard pushed ob at WAS 4 for 4 yards (B.Breeland). P4
- 1-4-WAS 4 (3:40) P.Perkins right guard to WAS 4 for no gain (M.Foster).
- 2-4-WAS 4 (3:04) E.Manning pass incomplete short right [R.Kerrigan].  
PENALTY on NYG-E.Manning, Intentional Grounding, 10 yards, enforced at WAS 4.
- 3-14-WAS 14 (2:57) (Shotgun) E.Manning pass short middle to W.Tye to WAS 4 for 10 yards (W.Compton, M.Foster).
- 4-4-WAS 4 (2:16) R.Gould 22 yard field goal is GOOD, Center-Z.DeOssie, Holder-B.Wing.

NYG 3 WAS 0, 13 plays, 56 yards, 6:40 drive, 12:48 elapsed

R.Gould kicks 65 yards from NYG 35 to end zone, Touchback.

Washington Redskins at 2:12

- 1-10-WAS 25 (2:12) T.Nsekhe reported in as eligible. R.Kelley right end to WAS 23 for -2 yards (L.Collins).
- 2-12-WAS 23 (1:30) (Shotgun) K.Cousins pass deep right to P.Garcon ran ob at WAS 46 for 23 yards. P1
- 1-10-WAS 46 (1:21) (No Huddle) C.Thompson up the middle to WAS 47 for 1 yard (L.Collins; J.Bromley).
- 2-9-WAS 47 (:44) (Shotgun) K.Cousins pass incomplete deep left to D.Jackson.
- 3-9-WAS 47 (:37) (Shotgun) PENALTY on WAS-P.Garcon, False Start, 5 yards, enforced at WAS 47 - No Play.
- 3-14-WAS 42 (:37) (Shotgun) K.Cousins sacked at WAS 30 for -12 yards (L.Collins, O.Vernon).
- 4-26-WAS 30 (:01) T.Way punts 56 yards to NYG 14, Center-N.Sundberg. D.Harris to NYG 26 for 12 yards (M.Spaight; T.Garvin).

END OF QUARTER

|                     | Score | Time Poss | First Downs |   |   |   | Efficiencies |        |
|---------------------|-------|-----------|-------------|---|---|---|--------------|--------|
|                     |       |           | R           | P | X | T | 3 Down       | 4 Down |
| New York Giants     | 3     | 8:16      | 3           | 1 | 0 | 4 | 2/4          | 0/0    |
| Washington Redskins | 0     | 6:44      | 0           | 1 | 0 | 1 | 0/3          | 0/0    |

## Second Quarter

1/1/2017

## Play By Play

New York Giants continued.

New York Giants at 15:00

|                    |  |     |
|--------------------|--|-----|
| 1-10-NYG 26        | (15:00) E.Manning pass short middle to O.Beckham to NYG 41 for 15 yards (M.Foster).                                | P5  |
| <u>1-10-NYG 41</u> | (14:28) (Shotgun) R.Jennings left guard to NYG 45 for 4 yards (M.Foster).  |     |
| 2-6-NYG 45         | (13:51) (No Huddle) R.Jennings up the middle to NYG 47 for 2 yards (B.Breeland).                                   |     |
| 3-4-NYG 47         | (13:10) (No Huddle, Shotgun) E.Manning pass short middle to O.Beckham pushed ob at WAS 41 for 12 yards (J.Norman). | P6  |
| <u>1-10-WAS 41</u> | (12:41) (No Huddle) R.Jennings left end to WAS 35 for 6 yards (W.Compton; J.Norman).                               |     |
| 2-4-WAS 35         | (12:03) (Shotgun) R.Jennings left end to WAS 33 for 2 yards (T.Murphy, G.Toler).                                   |     |
| 3-2-WAS 33         | (11:23) E.Manning pass short middle to S.Shepard to WAS 19 for 14 yards (M.Foster).                                | P7  |
| <u>1-10-WAS 19</u> | (10:45) (No Huddle, Shotgun) R.Jennings right tackle to WAS 15 for 4 yards (R.Jean Francois).                      |     |
| 2-6-WAS 15         | (10:05) (No Huddle, Shotgun) E.Manning pass short left to O.Beckham pushed ob at WAS 7 for 8 yards (J.Norman).     | P8  |
|                    | PENALTY on WAS-J.Norman, Unnecessary Roughness, 3 yards, enforced at WAS 7.  | X9  |
| <u>1-4-WAS 4</u>   | (9:48) (Shotgun) R.Jennings left guard to WAS 2 for 2 yards (R.Jean Francois; C.Baker).                            |     |
| 2-2-WAS 2          | (9:24) R.Jennings up the middle for 2 yards, TOUCHDOWN.  | R10 |
|                    | R.Gould extra point is GOOD, Center-Z.DeOssie, Holder-B.Wing.  |     |

|   |
|---|
| NYG 10 WAS 0, 11 plays, 74 yards, 1 penalty, 5:40 drive, 5:40 elapsed |
|---|

R.Gould kicks 65 yards from NYG 35 to end zone, Touchback.

Washington Redskins at 9:20

|                    |  |    |
|--------------------|--|----|
| 1-10-WAS 25        | (9:20) K.Cousins pass short right to J.Crowder pushed ob at WAS 30 for 5 yards (E.Apple).            |    |
| 2-5-WAS 30         | (8:49) K.Cousins pass incomplete deep right to P.Garcon (J.Jenkins).                                 |    |
| 3-5-WAS 30         | (8:39) (Shotgun) K.Cousins pass short middle to J.Reed to NYG 49 for 21 yards (K.Robinson; L.Hall).  | P2 |
| <u>1-10-NYG 49</u> | (8:08) (No Huddle, Shotgun) K.Cousins pass short right to J.Reed to NYG 44 for 5 yards (K.Robinson). |    |
| 2-5-NYG 44         | (7:23) T.Nsekhe reported in as eligible. R.Kelley up the middle to NYG 41 for 3 yards (J.Hankins).   |    |
| 3-2-NYG 41         | (6:44) (Shotgun) K.Cousins pass incomplete deep right to J.Reed.                                     |    |
| 4-2-NYG 41         | (6:37) T.Way punts 32 yards to NYG 9, Center-N.Sundberg, fair catch by D.Harris.                     |    |

New York Giants at 6:29

|                    |   |     |
|--------------------|---|-----|
| 1-10-NYG 9         | (6:29) P.Perkins right guard to NYG 9 for no gain (R.Jean Francois).  |     |
| 2-10-NYG 9         | (5:50) (Shotgun) P.Perkins up the middle to NYG 15 for 6 yards (M.Ioannidis).   |     |
|                    | Timeout #1 by NYG at 05:03.   |     |
| 3-4-NYG 15         | (5:03) (Shotgun) E.Manning pass short right to W.Tye pushed ob at NYG 39 for 24 yards (W.Blackmon).                         | P11 |
| <u>1-10-NYG 39</u> | (4:32) (No Huddle) P.Perkins left guard to NYG 41 for 2 yards (D.Ihenacho; E.Hood).   |     |
| 2-8-NYG 41         | (3:53) (No Huddle, Shotgun) E.Manning pass incomplete short middle to P.Perkins. WAS-W.Compton was injured during the play. |     |
| 3-8-NYG 41         | (3:48) (Shotgun) E.Manning pass short left to S.Shepard to WAS 43 for 16 yards (M.Spaight; W.Blackmon) [C.Jenkins].         |     |
|                    | PENALTY on NYG-M.Newhouse, Illegal Use of Hands, 10 yards, enforced at NYG 41 - No Play.                                    |     |
| 3-18-NYG 31        | (3:26) (Shotgun) P.Perkins right end to NYG 37 for 6 yards (B.Breeland).  |     |
| 4-12-NYG 37        | (2:53) B.Wing punts 44 yards to WAS 19, Center-Z.DeOssie. J.Crowder to WAS 28 for 9 yards (D.Skinner).                      |     |

Washington Redskins at 2:40

|             |  |
|-------------|--|
| 1-10-WAS 28 | (2:40) R.Kelley left end to WAS 30 for 2 yards (J.Casillas). |
|-------------|--|

Two-Minute Warning

|             |  |
|-------------|--|
| 2-8-WAS 30  | (2:00) (Shotgun) K.Cousins pass incomplete short middle to C.Thompson (J.Casillas).                    |
| 3-8-WAS 30  | (1:50) (Shotgun) K.Cousins sacked at WAS 21 for -9 yards (D.Rodgers-Cromartie).                        |
|             | Timeout #2 by NYG at 01:41.  |
| 4-17-WAS 21 | (1:41) T.Way punts 52 yards to NYG 27, Center-N.Sundberg. D.Harris to NYG 32 for 5 yards (D.Ihenacho). |

New York Giants at 1:30

|                    |  |     |
|--------------------|--|-----|
| 1-10-NYG 32        | (1:30) (Shotgun) E.Manning pass short left to B.Rainey pushed ob at NYG 35 for 3 yards (D.Ihenacho).               |     |
| 2-7-NYG 35         | (1:12) (No Huddle, Shotgun) E.Manning pass short left to O.Beckham pushed ob at NYG 43 for 8 yards (J.Norman).     | P12 |
| <u>1-10-NYG 43</u> | (1:06) (No Huddle, Shotgun) E.Manning pass short middle to O.Beckham pushed ob at NYG 44 for 1 yard (B.Breeland).  |     |
| 2-9-NYG 44         | (:59) (No Huddle, Shotgun) E.Manning pass incomplete short left to V.Cruz.   |     |
| 3-9-NYG 44         | (:54) (No Huddle, Shotgun) E.Manning pass incomplete deep right to O.Beckham.                                      |     |
| 4-9-NYG 44         | (:49) B.Wing punts 40 yards to WAS 16, Center-Z.DeOssie. J.Crowder to WAS 27 for 11 yards (M.Herzlich; D.Kennard). |     |

New York Giants vs Washington Redskins at FedExField

Timeout #3 by NYG at 00:39.

Washington Redskins at 0:39

1-10-WAS 27 (:39) (Shotgun) K.Cousins pass short left to C.Thompson to WAS 29 for 2 yards. FUMBLES, and recovers at WAS 29. C.Thompson to WAS 29 for no gain (J.Jenkins).

2-8-WAS 29 (:15) (No Huddle, Shotgun) K.Cousins pass short middle to C.Thompson to WAS 38 for 9 yards (K.Robinson). P3

Timeout #1 by WAS at 00:08.

1-10-WAS 38 (:08) (Shotgun) K.Cousins pass deep middle to D.Jackson to NYG 39 for 23 yards (T.Wade). P4

Timeout #2 by WAS at 00:01.

1-10-NYG 39 (:01) D.Hopkins 57 yard field goal is No Good, Wide Left, Center-N.Sundberg, Holder-T.Way.

END OF QUARTER

|                     | Score | Time Poss | First Downs |   |   |   | Efficiencies |        |
|---------------------|-------|-----------|-------------|---|---|---|--------------|--------|
|                     |       |           | R           | P | X | T | 3 Down       | 4 Down |
| New York Giants     | 10    | 10:20     | 1           | 6 | 1 | 8 | 3/5          | 0/0    |
| Washington Redskins | 0     | 4:40      | 0           | 3 | 0 | 3 | 1/3          | 0/0    |

## Third Quarter

1/1/2017

## Play By Play

NYG elects to Receive, and WAS elects to defend the West goal.

D.Hopkins kicks 65 yards from WAS 35 to end zone, Touchback.

New York Giants at 15:00

1-10-NYG 25 (15:00) P.Perkins left tackle to NYG 32 for 7 yards (E.Hood; P.Smith).

2-3-NYG 32 (14:28) (No Huddle, Shotgun) P.Perkins left end to NYG 37 for 5 yards (M.Foster, D.Ihenacho). R13

1-10-NYG 37 (13:48) (No Huddle) P.Perkins left tackle to NYG 45 for 8 yards (D.Ihenacho).

PENALTY on WAS-J.Norman, Unsportsmanlike Conduct, 15 yards, enforced at NYG 45. X14

1-10-WAS 40 (13:30) (Shotgun) P.Perkins left end to WAS 33 for 7 yards (M.Foster; W.Compton).

PENALTY on NYG-L.Donnell, Offensive Holding, 10 yards, enforced at WAS 40 - No Play.

1-20-50 (13:08) P.Perkins left end pushed ob at WAS 36 for 14 yards (D.Ihenacho).

2-6-WAS 36 (12:38) (Shotgun) E.Manning pass short left to S.Shepard to WAS 24 for 12 yards (G.Toler). P15

1-10-WAS 24 (12:04) (No Huddle) R.Jennings up the middle to WAS 20 for 4 yards (D.Ihenacho).

2-6-WAS 20 (11:29) (No Huddle, Shotgun) R.Jennings up the middle to WAS 17 for 3 yards (C.Baker; R.Jean Francois).

3-3-WAS 17 (10:45) (No Huddle, Shotgun) P.Perkins left end to WAS 16 for 1 yard (M.Foster, L.Trail).

4-2-WAS 16 (9:58) (No Huddle, Shotgun) E.Manning pass incomplete short left to O.Beckham (M.Foster).

Washington Redskins at 9:54

1-10-WAS 16 (9:54) K.Cousins pass incomplete deep left to D.Jackson [O.Vernon].

2-10-WAS 16 (9:47) (Shotgun) C.Thompson right end to WAS 16 for no gain (E.Apple, J.Casillas).

3-10-WAS 16 (9:09) (Shotgun) K.Cousins sacked at WAS 6 for -10 yards (L.Hall, D.Kennard).

4-20-WAS 6 (8:33) T.Way punts 49 yards to NYG 45, Center-N.Sundberg. D.Harris to WAS 49 for 6 yards (T.Garvin; D.Ihenacho). NYG-D.Harris was injured during the play. His return is Questionable. 17-Harris has a knee injury

New York Giants at 8:18

1-10-WAS 49 (8:18) (Shotgun) R.Jennings left end to WAS 44 for 5 yards (M.Foster).

2-5-WAS 44 (7:43) (No Huddle) E.Manning pass incomplete short middle to R.Jennings (R.Jean Francois).

PENALTY on NYG-E.Flowers, Offensive Holding, 10 yards, enforced at WAS 44 - No Play.

2-15-NYG 46 (7:31) R.Jennings up the middle to NYG 48 for 2 yards (E.Hood, C.Baker).

3-13-NYG 48 (6:54) (No Huddle, Shotgun) E.Manning pass short right to V.Cruz to NYG 49 for 1 yard (B.Breeland).

4-12-NYG 49 (6:19) B.Wing punts 51 yards to end zone, Center-Z.DeOssie, Touchback.

Washington Redskins at 6:09

1-10-WAS 20 (6:09) R.Kelley right guard to WAS 27 for 7 yards (K.Robinson).

2-3-WAS 27 (5:36) R.Kelley right end to WAS 28 for 1 yard (O.Vernon).

3-2-WAS 28 (5:01) (Shotgun) K.Cousins pass deep left to P.Garcon to NYG 23 for 49 yards (T.Wade, D.Rodgers-Cromartie). P5

1-10-NYG 23 (4:13) K.Cousins pass deep left intended for M.Harris INTERCEPTED by D.Rodgers-Cromartie at NYG 5. D.Rodgers-Cromartie ran ob at NYG 5 for no gain.

New York Giants at 4:06

1-10-NYG 5 (4:06) R.Jennings up the middle to NYG 7 for 2 yards (R.Jean Francois).

2-8-NYG 7 (3:28) (No Huddle, Shotgun) E.Manning pass incomplete short middle to W.Tye.

3-8-NYG 7 (3:23) (No Huddle, Shotgun) R.Jennings right guard to NYG 11 for 4 yards (T.Murphy).

4-4-NYG 11 (2:48) B.Wing punts 55 yards to WAS 34, Center-Z.DeOssie. J.Crowder to NYG 47 for 19 yards (Z.DeOssie).

Washington Redskins at 2:36

1-10-NYG 47 (2:36) T.Nsekhe reported in as eligible. K.Cousins pass deep right to V.Davis pushed ob at NYG 16 for 31 yards (L.Collins). P6

1-10-NYG 16 (2:02) (Shotgun) R.Kelley right guard to NYG 14 for 2 yards (D.Harrison).

2-8-NYG 14 (1:24) (Shotgun) K.Cousins pass incomplete short left. Thrown away.

3-8-NYG 14 (1:14) (Shotgun) K.Cousins pass short right to C.Thompson to NYG 14 for no gain (J.Casillas; L.Collins).

4-8-NYG 14 (:30) D.Hopkins 32 yard field goal is GOOD, Center-N.Sundberg, Holder-T.Way.

NYG 10 WAS 3, 5 plays, 33 yards, 2:11 drive, 14:35 elapsed

D.Hopkins kicks 65 yards from WAS 35 to end zone, Touchback.

New York Giants at 0:25

1-10-NYG 25 (:25) S.Shepard right end to NYG 32 for 7 yards (M.Foster). End around

New York Giants vs Washington Redskins at FedExField

END OF QUARTER

|                     | Score | Time Poss | First Downs |   |   |   | Efficiencies |        |
|---------------------|-------|-----------|-------------|---|---|---|--------------|--------|
|                     |       |           | R           | P | X | T | 3 Down       | 4 Down |
| New York Giants     | 10    | 9:10      | 1           | 1 | 1 | 3 | 0/3          | 0/1    |
| Washington Redskins | 3     | 5:50      | 0           | 2 | 0 | 2 | 1/3          | 0/0    |

## Fourth Quarter

1/1/2017

## Play By Play

New York Giants continued.

- 2-3-NYG 32 (15:00) W.Beatty and B.Jones reported in as eligible. P.Perkins left guard to NYG 33 for 1 yard (T.Murphy; W.Compton).  
 3-2-NYG 33 (14:24) P.Perkins left tackle to NYG 34 for 1 yard (M.Foster).  
 4-1-NYG 34 (13:35) B.Wing punts 42 yards to WAS 24, Center-Z.DeOssie, fair catch by J.Crowder.

Washington Redskins at 13:27

- 1-10-WAS 24 (13:27) C.Thompson left end pushed ob at WAS 28 for 4 yards (K.Robinson).  
 2-6-WAS 28 (12:50) K.Cousins pass incomplete short right to P.Garcon.  
 3-6-WAS 28 (12:44) (Shotgun) K.Cousins pass short right to J.Crowder ran ob at WAS 39 for 11 yards. P7  
1-10-WAS 39 (12:12) R.Kelley up the middle to WAS 44 for 5 yards (J.Casillas; R.Thomas).  
 2-5-WAS 44 (11:32) R.Kelley right end pushed ob at 50 for 6 yards (K.Robinson). R8  
1-10-50 (10:55) K.Cousins pass short middle to M.Harris to NYG 35 for 15 yards (E.Apple). P9  
1-10-NYG 35 (10:14) T.Nsekhe reported in as eligible. K.Cousins pass short left to V.Davis pushed ob at NYG 17 for 18 yards (E.Apple). P10  
1-10-NYG 17 (9:43) R.Kelley right end to NYG 14 for 3 yards (D.Rodgers-Cromartie; J.Casillas).  
 2-7-NYG 14 (9:10) (Shotgun) R.Kelley left tackle to NYG 7 for 7 yards (K.Sheppard).  
 PENALTY on WAS-M.Moses, Offensive Holding, 10 yards, enforced at NYG 14 - No Play.  
 2-17-NYG 24 (8:48) (Shotgun) K.Cousins pass incomplete short right to C.Thompson.  
 3-17-NYG 24 (8:42) (Shotgun) K.Cousins pass short right to P.Garcon pushed ob at NYG 3 for 21 yards (L.Collins). P11  
 PENALTY on NYG-L.Collins, Unnecessary Roughness, 2 yards, enforced at NYG 3. X12  
1-1-NYG 1 (8:17) (Shotgun) K.Cousins pass short right to J.Reed for 1 yard, TOUCHDOWN. P13  
 D.Hopkins extra point is GOOD, Center-N.Sundberg, Holder-T.Way.

|  |
|--|
| NYG 10 WAS 10, 11 plays, 76 yards, 1 penalty, 5:14 drive, 6:47 elapsed |
|--|

D.Hopkins kicks 65 yards from WAS 35 to end zone, Touchback.

New York Giants at 8:13

- 1-10-NYG 25 (8:13) (Shotgun) E.Manning pass incomplete deep right to V.Cruz.  
 2-10-NYG 25 (8:05) (No Huddle) P.Perkins up the middle to NYG 29 for 4 yards (D.Ihenacho).  
 3-6-NYG 29 (7:23) (No Huddle, Shotgun) E.Manning sacked at NYG 20 for -9 yards (C.Jenkins).  
 4-15-NYG 20 (6:44) B.Wing punts 49 yards to WAS 31, Center-Z.DeOssie, out of bounds.

Washington Redskins at 6:35

- 1-10-WAS 31 (6:35) K.Cousins pass incomplete short right to V.Davis (J.Casillas).  
 2-10-WAS 31 (6:26) (Shotgun) K.Cousins pass incomplete short right to J.Crowder.  
 3-10-WAS 31 (6:21) (Shotgun) K.Cousins pass incomplete deep left to D.Jackson.  
 4-10-WAS 31 (6:13) T.Way punts 59 yards to NYG 10, Center-N.Sundberg. D.Harris to NYG 20 for 10 yards (D.Everett).

New York Giants at 6:01

- 1-10-NYG 20 (6:01) P.Perkins left guard to NYG 20 for no gain (M.Foster).  
 2-10-NYG 20 (5:26) (No Huddle, Shotgun) E.Manning pass short right to W.Tye to NYG 25 for 5 yards (M.Foster).  
 3-5-NYG 25 (4:40) (No Huddle, Shotgun) E.Manning pass short left to V.Cruz to NYG 31 for 6 yards (G.Toler, W.Blackmon). P16  
1-10-NYG 31 (4:02) (No Huddle, Shotgun) E.Manning pass deep left to T.King pushed ob at WAS 25 for 44 yards (W.Blackmon). P17  
1-10-WAS 25 (3:58) (No Huddle, Shotgun) P.Perkins left end to WAS 22 for 3 yards (R.Jean Francois; P.Smith).  
 2-7-WAS 22 (3:11) (No Huddle) R.Jennings right guard to WAS 22 for no gain (C.Baker, T.Murphy).  
 3-7-WAS 22 (2:24) (No Huddle, Shotgun) E.Manning pass incomplete short left to S.Shepard.  
 4-7-WAS 22 (2:17) R.Gould 40 yard field goal is GOOD, Center-Z.DeOssie, Holder-B.Wing.

|   |
|---|
| NYG 13 WAS 10, 8 plays, 58 yards, 3:49 drive, 12:48 elapsed |
|---|

R.Gould kicks 65 yards from NYG 35 to end zone, Touchback.

Washington Redskins at 2:12

- 1-10-WAS 25 (2:12) (Shotgun) K.Cousins pass short right to D.Jackson ran ob at WAS 36 for 11 yards. P14  
1-10-WAS 36 (2:08) (Shotgun) K.Cousins pass short right to P.Garcon to WAS 39 for 3 yards (T.Wade).

Two-Minute Warning

- 2-7-WAS 39 (2:00) (Shotgun) K.Cousins pass short right to C.Thompson to WAS 46 for 7 yards (L.Hall). P15  
1-10-WAS 46 (1:37) (No Huddle, Shotgun) K.Cousins pass short middle to C.Thompson to NYG 43 for 11 yards (L.Hall; T.Wade). P16  
 Timeout #1 by WAS at 01:27.

New York Giants vs Washington Redskins at FedExField

1-10-NYG 43 (1:27) (Shotgun) K.Cousins pass deep middle intended for P.Garcon INTERCEPTED by D.Rodgers-Cromartie at NYG 25. D.Rodgers-Cromartie to WAS 47 for 28 yards.

New York Giants at 1:12

1-10-WAS 47 (1:12) R.Jennings up the middle to WAS 46 for 1 yard (J.Norman).

Timeout #2 by WAS at 01:08.

2-9-WAS 46 (1:08) (Shotgun) R.Jennings right guard to WAS 44 for 2 yards (P.Smith; D.Ihenacho).

Timeout #3 by WAS at 01:03.

3-7-WAS 44 (1:03) R.Jennings up the middle to WAS 39 for 5 yards (R.Jean Francois, W.Blackmon).

Timeout #1 by NYG at 00:18.

4-2-WAS 39 (:18) B.Wing punts 34 yards to WAS 5, Center-Z.DeOssie. J.Crowder to WAS 6 for 1 yard (Z.DeOssie).

Washington Redskins at 0:06

1-10-WAS 6 (:06) (Shotgun) K.Cousins pass short middle to J.Reed to WAS 15 for 9 yards. FUMBLES, RECOVERED by NYG-T.Wade at WAS 11. T.Wade for 11 yards, TOUCHDOWN.

Penalty on WAS-S.Long, Ineligible Downfield Pass, declined.

New York Giants at 0:00

(Run formation) TWO-POINT CONVERSION ATTEMPT. E.Manning rushes kneels. ATTEMPT FAILS.

|  |
|--|
| NYG 19 WAS 10, 0 plays, 11 yards, 0:00 drive , 15:00 elapsed |
|--|

| END OF QUARTER      | Score | Time Poss | First Downs |   |   |    | Efficiencies |        |
|---------------------|-------|-----------|-------------|---|---|----|--------------|--------|
|                     |       |           | R           | P | X | T  | 3 Down       | 4 Down |
| New York Giants     | 19    | 8:06      | 0           | 2 | 0 | 2  | 1/5          | 0/0    |
| Washington Redskins | 10    | 6:54      | 1           | 8 | 1 | 10 | 2/3          | 0/0    |



# Miscellaneous Statistics Report

New York Giants vs Washington Redskins

1/1/2017 at FedExField

## Ten Longest Plays for New York Giants

| Yards | Qtr | Play Start  | Play Description  |
|-------|-----|-------------|---|
| 44    | 4   | 1-10-NYG 31 | (4:02) (No Huddle, Shotgun) E.Manning pass deep left to T.King pushed ob at WAS 25 for 44 yards (W.Blackmon).   |
| 24    | 2   | 3-4-NYG 15  | (5:03) (Shotgun) E.Manning pass short right to W.Tye pushed ob at NYG 39 for 24 yards (W.Blackmon).   |
| 23    | 3   | 1-10-NYG 37 | (13:48) (No Huddle) P.Perkins left tackle to NYG 45 for 8 yards (D.Ihenacho).<br>PENALTY on WAS-J.Norman, Unsportsmanlike Conduct, 15 yards, enforced at NYG 45.                              |
| 22    | 1   | 1-10-WAS 37 | (6:21) (Shotgun) P.Perkins left end to WAS 15 for 22 yards (M.Foster, W.Blackmon).  |
| 15    | 2   | 1-10-NYG 26 | (15:00) E.Manning pass short middle to O.Beckham to NYG 41 for 15 yards (M.Foster).   |
| 14    | 2   | 3-2-WAS 33  | (11:23) E.Manning pass short middle to S.Shepard to WAS 19 for 14 yards (M.Foster).   |
| 14    | 3   | 1-20-50     | (13:08) P.Perkins left end pushed ob at WAS 36 for 14 yards (D.Ihenacho).   |
| 12    | 2   | 3-4-NYG 47  | (13:10) (No Huddle, Shotgun) E.Manning pass short middle to O.Beckham pushed ob at WAS 41 for 12 yards (J.Norman).  |
| 12    | 3   | 2-6-WAS 36  | (12:38) (Shotgun) E.Manning pass short left to S.Shepard to WAS 24 for 12 yards (G.Toler).  |
| 11    | 2   | 2-6-WAS 15  | (10:05) (No Huddle, Shotgun) E.Manning pass short left to O.Beckham pushed ob at WAS 7 for 8 yards (J.Norman).<br>PENALTY on WAS-J.Norman, Unnecessary Roughness, 3 yards, enforced at WAS 7. |

## Ten Longest Plays for Washington Redskins

| Yards | Qtr | Play Start  | Play Description  |
|-------|-----|-------------|---|
| 49    | 3   | 3-2-WAS 28  | (5:01) (Shotgun) K.Cousins pass deep left to P.Garcon to NYG 23 for 49 yards (T.Wade, D.Rodgers-Cromartie).                 |
| 31    | 3   | 1-10-NYG 47 | (2:36) T.Nsekhe reported in as eligible. K.Cousins pass deep right to V.Davis pushed ob at NYG 16 for 31 yards (L.Collins). |
| 23    | 1   | 2-12-WAS 23 | (1:30) (Shotgun) K.Cousins pass deep right to P.Garcon ran ob at WAS 46 for 23 yards.                                       |
| 23    | 2   | 1-10-WAS 38 | (:08) (Shotgun) K.Cousins pass deep middle to D.Jackson to NYG 39 for 23 yards (T.Wade).                                    |
| 23    | 4   | 3-17-NYG 24 | (8:42) (Shotgun) K.Cousins pass short right to P.Garcon pushed ob at NYG 3 for 21 yards (L.Collins).                        |
| 21    | 2   | 3-5-WAS 30  | (8:39) (Shotgun) K.Cousins pass short middle to J.Reed to NYG 49 for 21 yards (K.Robinson; L.Hall).                         |
| 18    | 4   | 1-10-NYG 35 | (10:14) T.Nsekhe reported in as eligible. K.Cousins pass short left to V.Davis pushed ob at NYG 17 for 18 yards (E.Apple).  |
| 15    | 4   | 1-10-50     | (10:55) K.Cousins pass short middle to M.Harris to NYG 35 for 15 yards (E.Apple).   |
| 11    | 4   | 3-6-WAS 28  | (12:44) (Shotgun) K.Cousins pass short right to J.Crowder ran ob at WAS 39 for 11 yards.                                    |
| 11    | 4   | 1-10-WAS 25 | (2:12) (Shotgun) K.Cousins pass short right to D.Jackson ran ob at WAS 36 for 11 yards.                                     |

## Touchdown Scoring Information

|                |                     | Offense | Defense | Special Teams |
|----------------|---------------------|---------|---------|---------------|
| <b>VISITOR</b> | New York Giants     | 1       | 1       | 0             |
| <b>HOME</b>    | Washington Redskins | 1       | 0       | 0             |

## Player Scoring Information

| Club | Player     | TD | Rush TD | Rec TD | KO TD | Punt TD | Int TD | Fum TD | Misc TD | FG | XP | 2Pt Rush | 2Pt Rec | Sfty | Points |
|------|------------|----|---------|--------|-------|---------|--------|--------|---------|----|----|----------|---------|------|--------|
| NYG  | R.Gould    | 0  | 0       | 0      | 0     | 0       | 0      | 0      | 0       | 2  | 1  | 0        | 0       | 0    | 7      |
| NYG  | R.Jennings | 0  | 1       | 0      | 0     | 0       | 0      | 0      | 0       | 0  | 0  | 0        | 0       | 0    | 6      |
| WAS  | J.Reed     | 0  | 0       | 1      | 0     | 0       | 0      | 0      | 0       | 0  | 0  | 0        | 0       | 0    | 6      |
| WAS  | D.Hopkins  | 0  | 0       | 0      | 0     | 0       | 0      | 0      | 0       | 1  | 1  | 0        | 0       | 0    | 4      |

## Possession Detail

|                             | First Half |      | Second Half |       | Game    |       |
|-----------------------------|------------|------|-------------|-------|---------|-------|
|                             | Visitor    | Home | Visitor     | Home  | Visitor | Home  |
| Largest Lead                | 10         | 0    | 9           | 0     | 10      | 0     |
| Drives Leading              | 3          | 0    | 5           | 0     | 8       | 0     |
| Time of Possession Leading  | 10:20      | 0:00 | 11:49       | 0:00  | 22:09   | 0:00  |
| Largest Deficit             | 0          | -10  | 0           | -9    | 0       | -10   |
| Drives Trailing             | 0          | 4    | 0           | 6     | 0       | 10    |
| Time of Possession Trailing | 0:00       | 6:52 | 0:00        | 12:10 | 0:00    | 19:02 |
| Times Score Tied Up         |            | 0    |             | 1     |         | 1     |
| Lead Changes                |            | 1    |             | 1     |         | 2     |

# Playtime Percentage

*Percent of playtime per player on offense, defense and special teams*

| New York Giants     |    |         |         |               | Washington Redskins |    |         |         |               |
|---------------------|----|---------|---------|---------------|---------------------|----|---------|---------|---------------|
|                     |    | Offense | Defense | Special Teams |                     |    | Offense | Defense | Special Teams |
| J Pugh              | G  | 72 100% |         | 3 11%         | S Lauvao            | G  | 55 100% |         | 3 11%         |
| E Flowers           | T  | 72 100% |         | 3 11%         | S Long              | G  | 55 100% |         | 3 11%         |
| W Richburg          | C  | 72 100% |         | 2 7%          | B Scherff           | G  | 55 100% |         | 3 11%         |
| M Newhouse          | T  | 72 100% |         | 2 7%          | K Cousins           | QB | 55 100% |         |               |
| E Manning           | QB | 72 100% |         |               | T Williams          | T  | 55 100% |         |               |
| J Jerry             | G  | 70 97%  |         | 3 11%         | M Moses             | T  | 55 100% |         |               |
| S Shepard           | WR | 62 86%  |         |               | J Crowder           | WR | 48 87%  |         | 8 29%         |
| V Cruz              | WR | 60 83%  |         |               | P Garcon            | WR | 45 82%  |         |               |
| O Beckham           | WR | 48 67%  |         |               | D Jackson           | WR | 42 76%  |         |               |
| W Tye               | TE | 47 65%  |         |               | J Reed              | TE | 34 62%  |         |               |
| P Perkins           | RB | 37 51%  |         | 8 29%         | C Thompson          | RB | 31 56%  |         | 4 14%         |
| R Jennings          | RB | 28 39%  |         | 4 14%         | R Kelley            | RB | 24 44%  |         |               |
| L Donnell           | TE | 25 35%  |         | 4 14%         | V Davis             | TE | 21 38%  |         |               |
| T King              | WR | 18 25%  |         |               | M Harris            | WR | 12 22%  |         | 4 14%         |
| R Lewis             | WR | 16 22%  |         | 11 39%        | T Nsekhe            | T  | 7 13%   | 1 1%    | 6 21%         |
| D Harris            | WR | 8 11%   |         | 21 75%        | D Carrier           | TE | 7 13%   |         | 16 57%        |
| B Rainey            | RB | 7 10%   |         | 10 36%        | R Grant             | WR | 4 7%    |         | 12 43%        |
| B Jones             | C  | 4 6%    |         | 6 21%         | D Ihenacho          | SS |         | 72 100% | 13 46%        |
| W Beatty            | T  | 2 3%    |         |               | J Norman            | CB |         | 72 100% | 3 11%         |
| E Apple             | CB |         | 55 100% | 9 32%         | W Blackmon          | FS |         | 72 100% | 2 7%          |
| L Collins           | SS |         | 55 100% | 4 14%         | M Foster            | LB |         | 71 99%  | 10 36%        |
| O Vernon            | DE |         | 47 85%  | 4 14%         | B Breeland          | CB |         | 71 99%  | 7 25%         |
| K Robinson          | LB |         | 47 85%  |               | W Compton           | LB |         | 71 99%  | 3 11%         |
| D Rodgers-Cromartie | CB |         | 46 84%  | 14 50%        | G Toler             | CB |         | 68 94%  | 11 39%        |
| R Okwara            | DE |         | 41 75%  | 8 29%         | T Murphy            | LB |         | 54 75%  | 6 21%         |
| T Wade              | CB |         | 41 75%  | 7 25%         | C Baker             | DE |         | 52 72%  |               |
| J Casillas          | LB |         | 38 69%  | 8 29%         | P Smith             | LB |         | 50 69%  | 10 36%        |
| A Adams             | SS |         | 31 56%  | 13 46%        | R Kerrigan          | LB |         | 38 53%  | 3 11%         |
| O Odighizuwa        | DE |         | 31 56%  | 10 36%        | E Hood              | DE |         | 34 47%  | 3 11%         |
| L Hall              | CB |         | 31 56%  | 4 14%         | R Jean Francois     | DE |         | 27 38%  | 7 25%         |
| D Kennard           | LB |         | 30 55%  | 13 46%        | C Jenkins           | DT |         | 23 32%  | 3 11%         |
| J Hankins           | DT |         | 27 49%  | 3 11%         | M Ioannidis         | DT |         | 10 14%  | 10 36%        |
| D Harrison          | DT |         | 25 45%  | 2 7%          | L Trail             | LB |         | 3 4%    | 8 29%         |
| J Jenkins           | CB |         | 23 42%  | 1 4%          | D Everett           | FS |         | 2 3%    | 22 79%        |
| K Wynn              | DE |         | 12 22%  | 11 39%        | T Garvin            | LB |         | 1 1%    | 22 79%        |
| K Sheppard          | LB |         | 10 18%  |               | K Fuller            | CB |         | 1 1%    | 9 32%         |
| J Bromley           | DT |         | 8 15%   | 1 4%          | Z Vigil             | LB |         |         | 22 79%        |
| R Thomas            | DT |         | 6 11%   |               | M Spaight           | LB |         |         | 21 75%        |
| M Herzlich          | LB |         | 1 2%    | 28 100%       | D Phillips          | CB |         |         | 18 64%        |
| E Pinkins           | DB |         |         | 21 75%        | T Way               | P  |         |         | 10 36%        |
| D Skinner           | LB |         |         | 21 75%        | N Sundberg          | LS |         |         | 10 36%        |
| B Goodson           | LB |         |         | 20 71%        | M Brown             | RB |         |         | 7 25%         |
| B Wing              | P  |         |         | 11 39%        | D Hopkins           | K  |         |         | 6 21%         |
| Z DeOssie           | LS |         |         | 11 39%        | J Sullivan          | C  |         |         | 3 11%         |
| R Gould             | K  |         |         | 7 25%         |                     |    |         |         |               |

# 2016 NFL STATISTICS

---

**WEEK 17 / THROUGH SUNDAY, JANUARY 1, 2017**

| <b>OFFENSE</b>   | <b>Oak.</b> | <b>Hou.</b> | <b>Det.</b> | <b>Sea.</b> | <b>Miami</b> | <b>Pitt.</b> | <b>NY-G</b> | <b>G.B.</b> |
|------------------|-------------|-------------|-------------|-------------|--------------|--------------|-------------|-------------|
| GAMES (Won-Lost) | 12-4        | 9-7         | 9-7         | 10-5-1      | 10-6         | 11-5         | 11-5        | 10-6        |
| FIRST DOWNS      | 334         | 305         | 329         | 313         | 278          | 336          | 289         | 349         |
| Rushing          | 98          | 102         | 76          | 85          | 90           | 97           | 73          | 91          |
| Passing          | 198         | 173         | 217         | 203         | 167          | 210          | 190         | 222         |
| Penalty          | 38          | 30          | 36          | 25          | 21           | 29           | 26          | 36          |
| YDS GAINED (tot) | 5973        | 5035        | 5421        | 5715        | 5324         | 5962         | 5291        | 5900        |
| Avg per Game     | 373.3       | 314.7       | 338.8       | 357.2       | 332.8        | 372.6        | 330.7       | 368.8       |
| RUSHING (net)    | 1922        | 1859        | 1310        | 1591        | 1824         | 1760         | 1412        | 1701        |
| Avg per Game     | 120.1       | 116.2       | 81.9        | 99.4        | 114.0        | 110.0        | 88.3        | 106.3       |
| Rushes           | 434         | 456         | 350         | 403         | 405          | 409          | 398         | 374         |
| Yards per Rush   | 4.4         | 4.1         | 3.7         | 3.9         | 4.5          | 4.3          | 3.5         | 4.5         |
| PASSING (net)    | 4051        | 3176        | 4111        | 4124        | 3500         | 4202         | 3879        | 4199        |
| Avg per Game     | 253.2       | 198.5       | 256.9       | 257.8       | 218.8        | 262.6        | 242.4       | 262.4       |
| Passes Att.      | 596         | 583         | 594         | 567         | 477          | 596          | 598         | 620         |
| Completed        | 379         | 347         | 388         | 368         | 316          | 381          | 377         | 403         |
| Pct Completed    | 63.6        | 59.5        | 65.3        | 64.9        | 66.2         | 63.9         | 63.0        | 65.0        |
| Yards Gained     | 4137        | 3418        | 4327        | 4422        | 3716         | 4377         | 4027        | 4445        |
| Sacked           | 18          | 32          | 37          | 42          | 30           | 21           | 22          | 35          |
| Yards Lost       | 86          | 242         | 216         | 298         | 216          | 175          | 148         | 246         |
| Had intercepted  | 7           | 16          | 10          | 12          | 15           | 15           | 16          | 8           |
| Yards Opp Ret    | 84          | 165         | 117         | 153         | 104          | 220          | 169         | 85          |
| Opp TDs on Int   | 0           | 0           | 1           | 0           | 1            | 0            | 1           | 0           |
| PUNTS            | 81          | 72          | 62          | 72          | 90           | 69           | 93          | 56          |
| Avg Yards        | 48.6        | 47.5        | 48.5        | 43.4        | 44.3         | 44.9         | 46.2        | 43.2        |
| PUNT RETURNS     | 41          | 39          | 20          | 30          | 36           | 22           | 45          | 26          |
| Avg Return       | 9.3         | 10.9        | 12.3        | 8.3         | 9.1          | 8.4          | 6.1         | 9.0         |
| Returned for TD  | 0           | 1           | 2           | 0           | 1            | 0            | 0           | 0           |
| KICKOFF RETURNS  | 26          | 30          | 35          | 35          | 35           | 28           | 31          | 32          |
| Avg Return       | 20.5        | 18.6        | 22.7        | 23.1        | 25.1         | 21.5         | 23.8        | 19.7        |
| Returned for TD  | 0           | 0           | 0           | 0           | 1            | 0            | 0           | 0           |
| PENALTIES        | 147         | 87          | 100         | 117         | 125          | 113          | 88          | 100         |
| Yards Penalized  | 1251        | 868         | 861         | 970         | 1141         | 1068         | 857         | 827         |
| FUMBLES BY       | 17          | 20          | 9           | 22          | 26           | 16           | 22          | 21          |
| Fumbles Lost     | 7           | 8           | 5           | 6           | 8            | 3            | 11          | 9           |
| Opp Fumbles      | 27          | 15          | 12          | 19          | 24           | 21           | 21          | 13          |
| Opp Fum Lost     | 14          | 6           | 4           | 8           | 9            | 10           | 8           | 8           |
| POSS. TIME (avg) | 31:18       | 31:20       | 29:54       | 29:36       | 28:23        | 30:22        | 28:19       | 31:14       |
| TOUCHDOWNS       | 47          | 25          | 36          | 37          | 45           | 47           | 36          | 51          |
| Rushing          | 17          | 8           | 9           | 13          | 14           | 13           | 6           | 11          |
| Passing          | 29          | 15          | 24          | 23          | 27           | 33           | 26          | 40          |
| Returns          | 1           | 2           | 3           | 1           | 4            | 1            | 4           | 0           |
| EXTRA-PT KICKS   | 37/39       | 22/25       | 31/33       | 29/35       | 41/42        | 37/37        | 31/35       | 44/47       |
| 2-PT CONVERSIONS | 5/7         | 0/0         | 1/2         | 1/2         | 1/2          | 3/9          | 0/1         | 2/4         |
| FIELD GOALS/FGA  | 29/35       | 35/41       | 31/36       | 33/37       | 16/21        | 24/28        | 21/22       | 26/30       |
| POINTS SCORED    | 416         | 279         | 346         | 354         | 363          | 399          | 310         | 432         |

| <b>DEFENSE</b>    | <b>Oak.</b> | <b>Hou.</b> | <b>Det.</b> | <b>Sea.</b> | <b>Miami</b> | <b>Pitt.</b> | <b>NY-G</b> | <b>G.B.</b> |
|-------------------|-------------|-------------|-------------|-------------|--------------|--------------|-------------|-------------|
| POINTS ALLOWED    | 385         | 328         | 358         | 292         | 380          | 327          | 284         | 388         |
| OPP FIRST DOWNS   | 318         | 272         | 333         | 307         | 349          | 313          | 298         | 329         |
| Rushing           | 94          | 87          | 99          | 94          | 109          | 95           | 82          | 80          |
| Passing           | 188         | 157         | 206         | 180         | 199          | 184          | 191         | 227         |
| Penalty           | 36          | 28          | 28          | 33          | 41           | 34           | 25          | 22          |
| OPP YARDS GAINED  | 6001        | 4821        | 5676        | 5099        | 6122         | 5482         | 5435        | 5823        |
| Avg per Game      | 375.1       | 301.3       | 354.8       | 318.7       | 382.6        | 342.6        | 339.7       | 363.9       |
| OPP RUSHING (net) | 1881        | 1595        | 1701        | 1487        | 2247         | 1600         | 1417        | 1515        |
| Avg per Game      | 117.6       | 99.7        | 106.3       | 92.9        | 140.4        | 100.0        | 88.6        | 94.7        |
| Rushes            | 421         | 397         | 389         | 441         | 464          | 369          | 397         | 376         |
| Yards per Rush    | 4.5         | 4.0         | 4.4         | 3.4         | 4.8          | 4.3          | 3.6         | 4.0         |
| OPP PASSING (net) | 4120        | 3226        | 3975        | 3612        | 3875         | 3882         | 4018        | 4308        |
| Avg per Game      | 257.5       | 201.6       | 248.4       | 225.8       | 242.2        | 242.6        | 251.1       | 269.3       |
| Passes Att.       | 541         | 522         | 549         | 537         | 591          | 590          | 630         | 571         |
| Completed         | 328         | 319         | 399         | 331         | 368          | 381          | 369         | 370         |
| Pct Completed     | 60.6        | 61.1        | 72.7        | 61.6        | 62.3         | 64.6         | 58.6        | 64.8        |
| Sacked            | 25          | 31          | 26          | 42          | 33           | 38           | 35          | 40          |
| Yards Lost        | 147         | 198         | 161         | 272         | 226          | 259          | 242         | 295         |
| INTERCEPTED BY    | 16          | 11          | 10          | 11          | 16           | 13           | 17          | 17          |
| Yards Returned    | 147         | 132         | 96          | 72          | 186          | 133          | 174         | 209         |
| Returned for TD   | 1           | 1           | 1           | 0           | 1            | 0            | 1           | 0           |
| OPP PUNT RETURNS  | 33          | 48          | 35          | 28          | 37           | 28           | 37          | 16          |
| Avg return        | 12.3        | 9.9         | 6.0         | 8.4         | 8.1          | 9.6          | 8.9         | 9.4         |
| OPP KICKOFF RET   | 45          | 48          | 23          | 32          | 31           | 29           | 32          | 41          |
| Avg return        | 19.9        | 23.6        | 21.5        | 20.4        | 20.4         | 24.7         | 22.8        | 26.3        |
| OPP TOUCHDOWNS    | 46          | 36          | 42          | 33          | 43           | 36           | 26          | 45          |
| Rushing           | 18          | 13          | 8           | 16          | 12           | 15           | 10          | 11          |
| Passing           | 27          | 20          | 33          | 16          | 30           | 20           | 15          | 32          |
| Returns           | 1           | 3           | 1           | 1           | 1            | 1            | 1           | 2           |

**WEEK 17 / THROUGH SUNDAY, JANUARY 1, 2017**

| <b>OFFENSE</b>    | <b>Atl.</b> | <b>N.E.</b> | <b>K.C.</b> | <b>Dal.</b> | <b>Balt.</b> | <b>Buff.</b> | <b>Cin.</b> | <b>Clev.</b> |
|-------------------|-------------|-------------|-------------|-------------|--------------|--------------|-------------|--------------|
| GAMES (Won-Lost)  | 11-5        | 14-2        | 12-4        | 13-3        | 8-8          | 7-9          | 6-9-1       | 1-15         |
| FIRST DOWNS       | 379         | 351         | 305         | 358         | 316          | 328          | 341         | 296          |
| Rushing           | 108         | 109         | 86          | 142         | 79           | 146          | 100         | 83           |
| Passing           | 239         | 203         | 197         | 191         | 205          | 155          | 204         | 181          |
| Penalty           | 32          | 39          | 22          | 25          | 32           | 27           | 37          | 32           |
| YDS GAINED (tot)  | 6653        | 6180        | 5488        | 6027        | 5563         | 5666         | 5711        | 4976         |
| Avg per Game      | 415.8       | 386.3       | 343.0       | 376.7       | 347.7        | 354.1        | 356.9       | 311.0        |
| RUSHING (net)     | 1928        | 1872        | 1748        | 2396        | 1463         | 2630         | 1769        | 1712         |
| Avg per Game      | 120.5       | 117.0       | 109.3       | 149.8       | 91.4         | 164.4        | 110.6       | 107.0        |
| Rushes            | 421         | 482         | 412         | 499         | 367          | 492          | 446         | 350          |
| Yards per Rush    | 4.6         | 3.9         | 4.2         | 4.8         | 4.0          | 5.3          | 4.0         | 4.9          |
| PASSING (net)     | 4725        | 4308        | 3740        | 3631        | 4100         | 3036         | 3942        | 3264         |
| Avg per Game      | 295.3       | 269.3       | 233.8       | 226.9       | 256.3        | 189.8        | 246.4       | 204.0        |
| Passes Att.       | 537         | 550         | 546         | 483         | 679          | 474          | 563         | 567          |
| Completed         | 374         | 368         | 365         | 325         | 439          | 286          | 364         | 338          |
| Pct Completed     | 69.6        | 66.9        | 66.8        | 67.3        | 64.7         | 60.3         | 64.7        | 59.6         |
| Yards Gained      | 4960        | 4456        | 3914        | 3799        | 4343         | 3250         | 4206        | 3693         |
| Sacked            | 37          | 24          | 32          | 28          | 33           | 46           | 41          | 66           |
| Yards Lost        | 235         | 148         | 174         | 168         | 243          | 214          | 264         | 429          |
| Had intercepted   | 7           | 2           | 8           | 6           | 16           | 7            | 8           | 14           |
| Yards Opp Ret     | 57          | 16          | 237         | 33          | 169          | 87           | 92          | 76           |
| Opp TDs on Int    | 2           | 0           | 1           | 0           | 0            | 0            | 0           | 0            |
| PUNTS             | 48          | 72          | 76          | 59          | 80           | 75           | 78          | 83           |
| Avg Yards         | 46.7        | 44.7        | 45.1        | 45.1        | 45.8         | 42.4         | 46.3        | 45.3         |
| PUNT RETURNS      | 24          | 45          | 40          | 28          | 32           | 28           | 38          | 30           |
| Avg Return        | 11.4        | 6.9         | 14.8        | 7.1         | 7.7          | 11.2         | 6.5         | 6.7          |
| Returned for TD   | 0           | 0           | 2           | 0           | 0            | 0            | 0           | 0            |
| KICKOFF RETURNS   | 23          | 29          | 40          | 24          | 28           | 39           | 39          | 34           |
| Avg Return        | 21.0        | 18.7        | 23.6        | 20.5        | 22.7         | 21.3         | 25.7        | 18.6         |
| Returned for TD   | 0           | 0           | 1           | 0           | 0            | 0            | 0           | 0            |
| PENALTIES         | 104         | 93          | 109         | 105         | 125          | 112          | 88          | 95           |
| Yards Penalized   | 847         | 819         | 848         | 879         | 1111         | 960          | 726         | 736          |
| FUMBLES BY        | 8           | 27          | 18          | 22          | 19           | 15           | 20          | 26           |
| Fumbles Lost      | 4           | 9           | 9           | 9           | 7            | 5            | 9           | 11           |
| Opp Fumbles       | 21          | 26          | 27          | 28          | 26           | 23           | 12          | 12           |
| Opp Fum Lost      | 10          | 10          | 15          | 11          | 10           | 6            | 3           | 3            |
| POSS. TIME (avg)  | 30:11       | 31:13       | 29:59       | 31:41       | 30:46        | 29:22        | 29:52       | 27:44        |
| TOUCHDOWNS        | 63          | 51          | 42          | 49          | 32           | 49           | 35          | 29           |
| Rushing           | 20          | 19          | 15          | 24          | 10           | 29           | 17          | 13           |
| Passing           | 38          | 32          | 19          | 25          | 20           | 17           | 18          | 15           |
| Returns           | 5           | 0           | 8           | 0           | 2            | 3            | 0           | 1            |
| EXTRA-PT KICKS    | 56/57       | 46/49       | 36/39       | 46/46       | 27/27        | 40/45        | 29/35       | 23/25        |
| 2-PT CONVERSIONS  | 2/6         | 1/2         | 2/2         | 0/2         | 4/5          | 4/4          | 0/0         | 2/4          |
| FIELD GOALS/FGA   | 34/37       | 27/32       | 31/35       | 27/32       | 38/39        | 19/25        | 28/35       | 21/27        |
| POINTS SCORED     | 540         | 441         | 389         | 421         | 343          | 399          | 325         | 264          |
| <b>DEFENSE</b>    | <b>Atl.</b> | <b>N.E.</b> | <b>K.C.</b> | <b>Dal.</b> | <b>Balt.</b> | <b>Buff.</b> | <b>Cin.</b> | <b>Clev.</b> |
| POINTS ALLOWED    | 406         | 250         | 311         | 306         | 321          | 378          | 315         | 452          |
| OPP FIRST DOWNS   | 358         | 294         | 342         | 330         | 294          | 338          | 327         | 364          |
| Rushing           | 95          | 81          | 102         | 79          | 74           | 122          | 95          | 121          |
| Passing           | 232         | 190         | 209         | 226         | 190          | 183          | 196         | 220          |
| Penalty           | 31          | 23          | 31          | 25          | 30           | 33           | 36          | 23           |
| OPP YARDS GAINED  | 5939        | 5223        | 5896        | 5503        | 5154         | 5712         | 5612        | 6279         |
| Avg per Game      | 371.2       | 326.4       | 368.5       | 343.9       | 322.1        | 357.0        | 350.8       | 392.4        |
| OPP RUSHING (net) | 1672        | 1417        | 1938        | 1336        | 1430         | 2130         | 1812        | 2283         |
| Avg per Game      | 104.5       | 88.6        | 121.1       | 83.5        | 89.4         | 133.1        | 113.3       | 142.7        |
| Rushes            | 370         | 368         | 437         | 340         | 384          | 468          | 412         | 498          |
| Yards per Rush    | 4.5         | 3.9         | 4.4         | 3.9         | 3.7          | 4.6          | 4.4         | 4.6          |
| OPP PASSING (net) | 4267        | 3806        | 3958        | 4167        | 3724         | 3582         | 3800        | 3996         |
| Avg per Game      | 266.7       | 237.9       | 247.4       | 260.4       | 232.8        | 223.9        | 237.5       | 249.8        |
| Passes Att.       | 655         | 596         | 598         | 633         | 578          | 511          | 593         | 543          |
| Completed         | 422         | 368         | 350         | 425         | 369          | 306          | 374         | 347          |
| Pct Completed     | 64.4        | 61.7        | 58.5        | 67.1        | 63.8         | 59.9         | 63.1        | 63.9         |
| Sacked            | 34          | 34          | 28          | 36          | 31           | 39           | 33          | 26           |
| Yards Lost        | 228         | 227         | 162         | 209         | 223          | 253          | 185         | 177          |
| INTERCEPTED BY    | 12          | 13          | 18          | 9           | 18           | 12           | 17          | 10           |
| Yards Returned    | 279         | 107         | 271         | 75          | 178          | 207          | 138         | 146          |
| Returned for TD   | 3           | 0           | 4           | 0           | 0            | 1            | 0           | 1            |
| OPP PUNT RETURNS  | 23          | 27          | 30          | 22          | 33           | 39           | 38          | 45           |
| Avg return        | 9.6         | 5.0         | 5.2         | 8.7         | 11.4         | 6.7          | 9.7         | 8.4          |
| OPP KICKOFF RET   | 40          | 40          | 35          | 33          | 27           | 46           | 40          | 24           |
| Avg return        | 22.6        | 19.3        | 24.1        | 22.6        | 20.7         | 21.7         | 22.3        | 21.3         |
| OPP TOUCHDOWNS    | 48          | 27          | 34          | 34          | 39           | 41           | 34          | 56           |
| Rushing           | 15          | 6           | 10          | 9           | 10           | 21           | 12          | 18           |
| Passing           | 31          | 21          | 23          | 25          | 28           | 19           | 22          | 36           |
| Returns           | 2           | 0           | 1           | 0           | 1            | 0            | 0           | 2            |

**WEEK 17 / THROUGH SUNDAY, JANUARY 1, 2017**

| <b>OFFENSE</b>   | <b>Denv.</b> | <b>Ind.</b> | <b>Jax</b> | <b>NY-J</b> | <b>S.D.</b> | <b>Tenn.</b> | <b>Ariz.</b> | <b>Car.</b> |
|------------------|--------------|-------------|------------|-------------|-------------|--------------|--------------|-------------|
| GAMES (Won-Lost) | 9-7          | 8-8         | 3-13       | 5-11        | 5-11        | 9-7          | 7-8-1        | 6-10        |
| FIRST DOWNS      | 290          | 351         | 321        | 291         | 340         | 322          | 368          | 318         |
| Rushing          | 76           | 93          | 75         | 97          | 90          | 115          | 97           | 99          |
| Passing          | 181          | 220         | 207        | 166         | 214         | 175          | 229          | 194         |
| Penalty          | 33           | 38          | 39         | 28          | 36          | 32           | 42           | 25          |
| YDS GAINED (tot) | 5169         | 5830        | 5359       | 5268        | 5708        | 5728         | 5868         | 5499        |
| Avg per Game     | 323.1        | 364.4       | 334.9      | 329.3       | 356.8       | 358.0        | 366.8        | 343.7       |
| RUSHING (net)    | 1484         | 1628        | 1631       | 1802        | 1510        | 2187         | 1732         | 1814        |
| Avg per Game     | 92.8         | 101.8       | 101.9      | 112.6       | 94.4        | 136.7        | 108.3        | 113.4       |
| Rushes           | 410          | 409         | 392        | 418         | 398         | 476          | 399          | 453         |
| Yards per Rush   | 3.6          | 4.0         | 4.2        | 4.3         | 3.8         | 4.6          | 4.3          | 4.0         |
| PASSING (net)    | 3685         | 4202        | 3728       | 3466        | 4198        | 3541         | 4136         | 3685        |
| Avg per Game     | 230.3        | 262.6       | 233.0      | 216.6       | 262.4       | 221.3        | 258.5        | 230.3       |
| Passes Att.      | 570          | 584         | 626        | 550         | 580         | 504          | 646          | 563         |
| Completed        | 339          | 370         | 369        | 311         | 349         | 307          | 383          | 306         |
| Pct Completed    | 59.5         | 63.4        | 58.9       | 56.5        | 60.2        | 60.9         | 59.3         | 54.4        |
| Yards Gained     | 3914         | 4491        | 3925       | 3645        | 4386        | 3720         | 4425         | 3962        |
| Sacked           | 40           | 44          | 34         | 35          | 36          | 28           | 41           | 36          |
| Yards Lost       | 229          | 289         | 197        | 179         | 188         | 179          | 289          | 277         |
| Had intercepted  | 11           | 15          | 16         | 25          | 21          | 11           | 17           | 19          |
| Yards Opp Ret    | 158          | 165         | 308        | 198         | 382         | 203          | 226          | 218         |
| Opp TDs on Int   | 1            | 1           | 3          | 1           | 3           | 3            | 1            | 4           |
| PUNTS            | 89           | 56          | 77         | 76          | 59          | 77           | 80           | 76          |
| Avg Yards        | 45.7         | 48.4        | 46.6       | 42.6        | 46.3        | 44.2         | 40.9         | 45.8        |
| PUNT RETURNS     | 37           | 22          | 40         | 27          | 32          | 30           | 38           | 29          |
| Avg Return       | 8.5          | 8.3         | 5.5        | 5.5         | 6.6         | 7.9          | 6.1          | 7.0         |
| Returned for TD  | 0            | 0           | 0          | 0           | 0           | 0            | 0            | 0           |
| KICKOFF RETURNS  | 21           | 32          | 37         | 43          | 28          | 33           | 25           | 37          |
| Avg Return       | 22.9         | 25.1        | 23.8       | 21.9        | 18.1        | 19.1         | 21.8         | 22.4        |
| Returned for TD  | 0            | 1           | 1          | 0           | 0           | 0            | 0            | 0           |
| PENALTIES        | 119          | 102         | 129        | 93          | 107         | 110          | 104          | 98          |
| Yards Penalized  | 985          | 883         | 1178       | 837         | 780         | 1012         | 889          | 850         |
| FUMBLES BY       | 24           | 16          | 23         | 24          | 22          | 17           | 27           | 13          |
| Fumbles Lost     | 14           | 7           | 13         | 9           | 14          | 7            | 11           | 10          |
| Opp Fumbles      | 23           | 18          | 18         | 22          | 18          | 12           | 30           | 20          |
| Opp Fum Lost     | 13           | 9           | 6          | 6           | 10          | 6            | 14           | 10          |
| POSS. TIME (avg) | 28:36        | 30:39       | 29:09      | 30:29       | 30:12       | 30:32        | 30:25        | 30:50       |
| TOUCHDOWNS       | 35           | 47          | 34         | 28          | 48          | 46           | 51           | 40          |
| Rushing          | 11           | 13          | 8          | 10          | 10          | 16           | 20           | 16          |
| Passing          | 20           | 32          | 24         | 16          | 33          | 29           | 28           | 21          |
| Returns          | 4            | 2           | 2          | 1           | 5           | 1            | 3            | 3           |
| EXTRA-PT KICKS   | 32/33        | 44/44       | 29/32      | 24/26       | 42/46       | 39/41        | 43/47        | 31/34       |
| 2-PT CONVERSIONS | 1/2          | 2/3         | 2/2        | 1/1         | 0/2         | 0/5          | 1/4          | 3/6         |
| FIELD GOALS/FGA  | 29/34        | 27/31       | 27/34      | 27/31       | 26/32       | 22/24        | 21/28        | 30/38       |
| POINTS SCORED    | 333          | 411         | 318        | 275         | 410         | 381          | 418          | 369         |

| <b>DEFENSE</b>    | <b>Denv.</b> | <b>Ind.</b> | <b>Jax</b> | <b>NY-J</b> | <b>S.D.</b> | <b>Tenn.</b> | <b>Ariz.</b> | <b>Car.</b> |
|-------------------|--------------|-------------|------------|-------------|-------------|--------------|--------------|-------------|
| POINTS ALLOWED    | 297          | 392         | 400        | 409         | 423         | 378          | 362          | 402         |
| OPP FIRST DOWNS   | 306          | 353         | 305        | 318         | 330         | 324          | 293          | 329         |
| Rushing           | 101          | 93          | 93         | 86          | 98          | 70           | 90           | 90          |
| Passing           | 169          | 225         | 174        | 203         | 204         | 227          | 175          | 223         |
| Penalty           | 36           | 35          | 38         | 29          | 28          | 27           | 28           | 16          |
| OPP YARDS GAINED  | 5057         | 6126        | 5147       | 5479        | 5554        | 5720         | 4883         | 5756        |
| Avg per Game      | 316.1        | 382.9       | 321.7      | 342.4       | 347.1       | 357.5        | 305.2        | 359.8       |
| OPP RUSHING (net) | 2085         | 1926        | 1703       | 1581        | 1567        | 1413         | 1518         | 1465        |
| Avg per Game      | 130.3        | 120.4       | 106.4      | 98.8        | 97.9        | 88.3         | 94.9         | 91.6        |
| Rushes            | 482          | 409         | 446        | 428         | 410         | 356          | 424          | 376         |
| Yards per Rush    | 4.3          | 4.7         | 3.8        | 3.7         | 3.8         | 4.0          | 3.6          | 3.9         |
| OPP PASSING (net) | 2972         | 4200        | 3444       | 3898        | 3987        | 4307         | 3365         | 4291        |
| Avg per Game      | 185.8        | 262.5       | 215.3      | 243.6       | 249.2       | 269.2        | 210.3        | 268.2       |
| Passes Att.       | 552          | 582         | 551        | 545         | 580         | 635          | 547          | 612         |
| Completed         | 306          | 378         | 345        | 347         | 364         | 388          | 344          | 409         |
| Pct Completed     | 55.4         | 64.9        | 62.6       | 63.7        | 62.8        | 61.1         | 62.9         | 66.8        |
| Sacked            | 42           | 33          | 33         | 27          | 35          | 40           | 48           | 47          |
| Yards Lost        | 228          | 211         | 183        | 179         | 230         | 278          | 374          | 270         |
| INTERCEPTED BY    | 14           | 8           | 7          | 8           | 18          | 12           | 14           | 17          |
| Yards Returned    | 367          | 100         | 104        | 141         | 292         | 68           | 263          | 204         |
| Returned for TD   | 3            | 0           | 1          | 0           | 3           | 0            | 2            | 1           |
| OPP PUNT RETURNS  | 40           | 17          | 31         | 35          | 33          | 36           | 33           | 40          |
| Avg return        | 6.8          | 8.2         | 12.5       | 9.1         | 8.5         | 9.6          | 9.4          | 9.6         |
| OPP KICKOFF RET   | 26           | 39          | 13         | 29          | 21          | 21           | 29           | 23          |
| Avg return        | 20.2         | 21.2        | 21.0       | 22.9        | 24.0        | 22.0         | 23.1         | 18.1        |
| OPP TOUCHDOWNS    | 30           | 42          | 41         | 47          | 46          | 43           | 41           | 43          |
| Rushing           | 15           | 12          | 17         | 11          | 20          | 10           | 16           | 11          |
| Passing           | 13           | 27          | 20         | 30          | 21          | 25           | 21           | 27          |
| Returns           | 2            | 3           | 4          | 6           | 5           | 8            | 4            | 5           |

**WEEK 17 / THROUGH SUNDAY, JANUARY 1, 2017**

|                   | <b>Chi.</b> | <b>L.A.</b> | <b>Minn.</b> | <b>N.O.</b> | <b>Phil.</b> | <b>S.F.</b> | <b>T.B.</b> | <b>Wash.</b> |
|-------------------|-------------|-------------|--------------|-------------|--------------|-------------|-------------|--------------|
| <b>OFFENSE</b>    |             |             |              |             |              |             |             |              |
| GAMES (Won-Lost)  | 3-13        | 4-12        | 8-8          | 7-9         | 7-9          | 2-14        | 9-7         | <b>8-7-1</b> |
| FIRST DOWNS       | 324         | 245         | 303          | 395         | 333          | 287         | 340         | <b>345</b>   |
| Rushing           | 93          | 68          | 66           | 105         | 114          | 116         | 80          | <b>89</b>    |
| Passing           | 212         | 151         | 209          | 265         | 192          | 152         | 220         | <b>226</b>   |
| Penalty           | 19          | 26          | 28           | 25          | 27           | 19          | 40          | <b>30</b>    |
| YDS GAINED (tot)  | 5704        | 4203        | 5041         | 6816        | 5398         | 4930        | 5542        | <b>6454</b>  |
| Avg per Game      | 356.5       | 262.7       | 315.1        | 426.0       | 337.4        | 308.1       | 346.4       | <b>403.4</b> |
| RUSHING (net)     | 1735        | 1252        | 1205         | 1742        | 1813         | 2019        | 1616        | <b>1696</b>  |
| Avg per Game      | 108.4       | 78.3        | 75.3         | 108.9       | 113.3        | 126.2       | 101.0       | <b>106.0</b> |
| Rushes            | 380         | 375         | 380          | 404         | 438          | 458         | 453         | <b>379</b>   |
| Yards per Rush    | 4.6         | 3.3         | 3.2          | 4.3         | 4.1          | 4.4         | 3.6         | <b>4.5</b>   |
| PASSING (net)     | 3969        | 2951        | 3836         | 5074        | 3585         | 2911        | 3926        | <b>4758</b>  |
| Avg per Game      | 248.1       | 184.4       | 239.8        | 317.1       | 224.1        | 181.9       | 245.4       | <b>297.4</b> |
| Passes Att.       | 559         | 536         | 588          | 674         | 609          | 491         | 578         | <b>607</b>   |
| Completed         | 347         | 312         | 414          | 472         | 380          | 287         | 355         | <b>407</b>   |
| Pct Completed     | 62.1        | 58.2        | 70.4         | 70.0        | 62.4         | 58.5        | 61.4        | <b>67.1</b>  |
| Yards Gained      | 4139        | 3313        | 4119         | 5258        | 3798         | 3166        | 4165        | <b>4948</b>  |
| Sacked            | 28          | 49          | 38           | 27          | 33           | 47          | 35          | <b>23</b>    |
| Yards Lost        | 170         | 362         | 283          | 184         | 213          | 255         | 239         | <b>190</b>   |
| Had intercepted   | 19          | 20          | 5            | 15          | 14           | 10          | 18          | <b>12</b>    |
| Yards Opp Ret     | 258         | 349         | 35           | 240         | 126          | 134         | 253         | <b>201</b>   |
| Opp TDs on Int    | 1           | 5           | 0            | 2           | 0            | 0           | 1           | <b>2</b>     |
| PUNTS             | 68          | 98          | 74           | 57          | 63           | 100         | 70          | <b>49</b>    |
| Avg Yards         | 44.0        | 47.8        | 42.6         | 48.3        | 45.8         | 44.0        | 45.9        | <b>45.1</b>  |
| PUNT RETURNS      | 27          | 49          | 34           | 23          | 19           | 23          | 29          | <b>29</b>    |
| Avg Return        | 8.0         | 7.5         | 10.4         | 9.6         | 12.9         | 9.4         | 9.2         | <b>11.9</b>  |
| Returned for TD   | 1           | 0           | 2            | 0           | 0            | 0           | 0           | <b>1</b>     |
| KICKOFF RETURNS   | 42          | 47          | 33           | 28          | 35           | 38          | 21          | <b>27</b>    |
| Avg Return        | 21.4        | 23.9        | 27.3         | 16.5        | 27.3         | 19.7        | 14.6        | <b>21.1</b>  |
| Returned for TD   | 0           | 0           | 1            | 0           | 2            | 0           | 0           | <b>0</b>     |
| PENALTIES         | 110         | 126         | 103          | 107         | 113          | 99          | 109         | <b>110</b>   |
| Yards Penalized   | 967         | 1091        | 882          | 969         | 945          | 831         | 926         | <b>909</b>   |
| FUMBLES BY        | 26          | 24          | 20           | 17          | 24           | 29          | 19          | <b>19</b>    |
| Fumbles Lost      | 12          | 9           | 11           | 9           | 6            | 15          | 9           | <b>9</b>     |
| Opp Fumbles       | 13          | 19          | 23           | 17          | 24           | 25          | 21          | <b>22</b>    |
| Opp Fum Lost      | 3           | 8           | 13           | 12          | 10           | 10          | 12          | <b>8</b>     |
| POSS. TIME (avg)  | 28:07       | 29:21       | 30:24        | 30:57       | 32:16        | 26:45       | 30:32       | <b>29:38</b> |
| TOUCHDOWNS        | 32          | 24          | 36           | 55          | 37           | 36          | 41          | <b>43</b>    |
| Rushing           | 10          | 9           | 9            | 17          | 16           | 15          | 8           | <b>17</b>    |
| Passing           | 19          | 14          | 20           | 38          | 16           | 21          | 29          | <b>25</b>    |
| Returns           | 3           | 1           | 7            | 0           | 5            | 0           | 4           | <b>1</b>     |
| EXTRA-PT KICKS    | 31/32       | 23/23       | 26/33        | 49/50       | 30/31        | 33/34       | 32/34       | <b>36/39</b> |
| 2-PT CONVERSIONS  | 0/0         | 0/1         | 1/3          | 2/5         | 4/6          | 2/2         | 4/7         | <b>0/4</b>   |
| FIELD GOALS/FGA   | 18/23       | 19/22       | 27/31        | 28/34       | 35/41        | 18/21       | 22/31       | <b>34/42</b> |
| POINTS SCORED     | 279         | 224         | 327          | 469         | 367          | 309         | 354         | <b>396</b>   |
| <b>DEFENSE</b>    |             |             |              |             |              |             |             |              |
| POINTS ALLOWED    | 399         | 394         | 307          | 454         | 331          | 480         | 369         | <b>383</b>   |
| OPP FIRST DOWNS   | 322         | 325         | 304          | 353         | 300          | 358         | 326         | <b>368</b>   |
| Rushing           | 99          | 91          | 87           | 91          | 89           | 140         | 102         | <b>109</b>   |
| Passing           | 188         | 194         | 186          | 230         | 177          | 187         | 203         | <b>225</b>   |
| Penalty           | 35          | 40          | 31           | 32          | 34           | 31          | 21          | <b>34</b>    |
| OPP YARDS GAINED  | 5548        | 5392        | 5038         | 6006        | 5484         | 6502        | 5887        | <b>6046</b>  |
| Avg per Game      | 346.8       | 337.0       | 314.9        | 375.4       | 342.8        | 406.4       | 367.9       | <b>377.9</b> |
| OPP RUSHING (net) | 1950        | 1660        | 1711         | 1626        | 1652         | 2654        | 1875        | <b>1916</b>  |
| Avg per Game      | 121.9       | 103.8       | 106.9        | 101.6       | 103.3        | 165.9       | 117.2       | <b>119.8</b> |
| Rushes            | 445         | 424         | 404          | 396         | 391          | 548         | 427         | <b>423</b>   |
| Yards per Rush    | 4.4         | 3.9         | 4.2          | 4.1         | 4.2          | 4.8         | 4.4         | <b>4.5</b>   |
| OPP PASSING (net) | 3598        | 3732        | 3327         | 4380        | 3832         | 3848        | 4012        | <b>4130</b>  |
| Avg per Game      | 224.9       | 233.3       | 207.9        | 273.8       | 239.5        | 240.5       | 250.8       | <b>258.1</b> |
| Passes Att.       | 530         | 582         | 548          | 582         | 553          | 521         | 548         | <b>589</b>   |
| Completed         | 342         | 378         | 332          | 378         | 333          | 322         | 347         | <b>387</b>   |
| Pct Completed     | 64.5        | 64.9        | 60.6         | 64.9        | 60.2         | 61.8        | 63.3        | <b>65.7</b>  |
| Sacked            | 37          | 31          | 41           | 30          | 34           | 33          | 38          | <b>38</b>    |
| Yards Lost        | 230         | 196         | 310          | 213         | 207          | 165         | 234         | <b>253</b>   |
| INTERCEPTED BY    | 8           | 10          | 14           | 9           | 16           | 10          | 17          | <b>13</b>    |
| Yards Returned    | 73          | 71          | 253          | 109         | 207          | 96          | 234         | <b>186</b>   |
| Returned for TD   | 1           | 0           | 2            | 0           | 3            | 0           | 4           | <b>0</b>     |
| OPP PUNT RETURNS  | 22          | 35          | 26           | 29          | 25           | 40          | 24          | <b>27</b>    |
| Avg return        | 12.8        | 4.3         | 8.0          | 8.2         | 8.1          | 8.6         | 5.3         | <b>8.2</b>   |
| OPP KICKOFF RET   | 36          | 22          | 38           | 40          | 38           | 44          | 25          | <b>25</b>    |
| Avg return        | 21.6        | 19.5        | 25.8         | 22.5        | 18.7         | 19.8        | 23.3        | <b>21.4</b>  |
| OPP TOUCHDOWNS    | 43          | 50          | 32           | 51          | 36           | 56          | 41          | <b>45</b>    |
| Rushing           | 18          | 12          | 9            | 19          | 10           | 25          | 15          | <b>19</b>    |
| Passing           | 22          | 32          | 22           | 27          | 25           | 30          | 24          | <b>22</b>    |
| Returns           | 3           | 6           | 1            | 5           | 1            | 1           | 2           | <b>4</b>     |

**WEEK 17 / THROUGH SUNDAY, JANUARY 1, 2017**

| <b>OFFENSE</b>     | <b>NFL/Avg</b> |
|--------------------|----------------|
| GAMES (Won-Lost)   | ---            |
| FIRST DOWNS        | 324.4          |
| Rushing            | 94.9           |
| Passing            | 199.0          |
| Penalty            | 30.4           |
| YDS GAINED (tot)   | 5606.3         |
| Avg per Game       | 350.4          |
| RUSHING (net)      | 1742.6         |
| Avg per Game       | 108.9          |
| Rushes             | 416.3          |
| Yards per Rush     | 4.2            |
| PASSING (net)      | 3863.7         |
| Avg per Game       | 241.5          |
| Passes Att.        | 571.7          |
| Completed          | 360.2          |
| Pct Completed      | 63.0           |
| Yards Gained       | 4089.5         |
| Sacked             | 34.9           |
| Yards Lost         | 225.8          |
| Had intercepted    | 13.0           |
| Yards Opp Ret      | 166.2          |
| Opp TDs on Int     | 1.1            |
| PUNTS              | 73.0           |
| Avg Yards          | 45.3           |
| PUNT RETURNS       | 31.6           |
| Avg Return         | 8.6            |
| Returned for TD    | 0.3            |
| KICKOFF RETURNS    | 32.3           |
| Avg Return         | 21.9           |
| Returned for TD    | 0.2            |
| PENALTIES          | 107.7          |
| Yards Penalized    | 928.2          |
| FUMBLES BY         | 20.4           |
| Fumbles Lost       | 8.9            |
| Opp Fumbles        | 20.4           |
| Opp Fum Lost       | 8.9            |
| POSS. TIME (avg)   | 30:00          |
| TOUCHDOWNS         | 40.8           |
| Rushing            | 13.8           |
| Passing            | 24.6           |
| Returns            | 2.4            |
| EXTRA POINTS (tot) | 94%            |
| Kicks Made/2Pt     | 49%            |
| FIELD GOALS/FGA    | 27/32          |
| POINTS SCORED      | 364.4          |

| <b>DEFENSE</b>    | <b>NFL/Avg</b> |
|-------------------|----------------|
| POINTS ALLOWED    | 364.4          |
| OPP FIRST DOWNS   | 324.4          |
| Rushing           | 94.9           |
| Passing           | 199.0          |
| Penalty           | 30.4           |
| OPP YARDS GAINED  | 5606.3         |
| Avg per Game      | 350.4          |
| OPP RUSHING (net) | 1742.6         |
| Avg per Game      | 108.9          |
| Rushes            | 416.3          |
| Yards per Rush    | 4.2            |
| OPP PASSING (net) | 3863.7         |
| Avg per Game      | 241.5          |
| Passes Att.       | 571.7          |
| Completed         | 360.2          |
| Pct Completed     | 63.0           |
| Sacked            | 34.9           |
| Yards Lost        | 225.8          |
| INTERCEPTED BY    | 13.0           |
| Yards Returned    | 166.2          |
| Returned for TD   | 1.1            |
| OPP PUNT RETURNS  | 31.6           |
| Avg return        | 8.6            |
| OPP KICKOFF RET   | 32.3           |
| Avg return        | 21.9           |
| OPP TOUCHDOWNS    | 40.8           |
| Rushing           | 13.8           |
| Passing           | 24.6           |
| Returns           | 2.4            |



**WEEK 17 / THROUGH SUNDAY, JANUARY 1, 2017**

TEAM RANKINGS

| American Football Conference |          |           |          |           |           |           |
|------------------------------|----------|-----------|----------|-----------|-----------|-----------|
| Offense                      |          |           | Defense  |           |           |           |
| Total                        | Rush     | Pass      | Total    | Rush      | Pass      |           |
| Balt.                        | 9        | 16        | 5        | 4         | 3         | 5         |
| Buff.                        | 8        | *1        | 16       | 10        | 14        | 4         |
| Cin.                         | 6        | 8         | 7        | 9         | 9         | 6         |
| Cleve.                       | 16       | 11        | 14       | 16        | 16        | 13        |
| Denver                       | 14       | 15        | 10       | 2         | 13        | *1        |
| Hou.                         | 15       | 5         | 15       | *1        | 6         | 2         |
| Ind.                         | 4        | 13        | 2T       | 15        | 11        | 15        |
| Jax                          | 11       | 12        | 9        | 3         | 8         | 3         |
| K.C.                         | 10       | 10        | 8        | 12        | 12        | 11        |
| Miami                        | 12       | 6         | 12       | 14        | 15        | 8         |
| N.E.                         | 1        | 4         | 1        | 5         | 2         | 7         |
| Jets                         | 13       | 7         | 13       | 6         | 5         | 10        |
| Oak.                         | 2        | 3         | 6        | 13        | 10        | 14        |
| Pitt.                        | 3        | 9         | 2T       | 7         | 7         | 9         |
| S.D.                         | 7        | 14        | 4        | 8         | 4         | 12        |
| Tenn.                        | 5        | 2         | 11       | 11        | 1         | 16        |
| National Football Conference |          |           |          |           |           |           |
| Offense                      |          |           | Defense  |           |           |           |
| Total                        | Rush     | Pass      | Total    | Rush      | Pass      |           |
| Ariz.                        | 6        | 8         | 5        | 1         | 6         | 2         |
| Atl.                         | 2        | 3         | 3        | 13        | 10        | 13        |
| Car.                         | 10       | 4         | 12       | 10        | 3         | 14        |
| Chi.                         | 8        | 7         | 8        | 8         | 15        | 3         |
| Dallas                       | 4        | 1         | 13       | 7         | *1        | 12        |
| Det.                         | 11       | 14        | 7        | 9         | 11        | 8         |
| G.B.                         | 5        | 9         | 4        | 11        | 5         | 15        |
| L.A.                         | 16       | 15        | 15       | 4         | 9         | 5         |
| Minn.                        | 14       | 16        | 11       | 2         | 12        | 1         |
| N.O.                         | *1       | 6         | *1       | 14        | 7         | 16        |
| Giants                       | 13       | 13        | 10       | 5         | 2         | 10        |
| Phil.                        | 12       | 5         | 14       | 6         | 8         | 6         |
| S.F.                         | 15       | 2         | 16       | 16        | 16        | 7         |
| Sea.                         | 7        | 12        | 6        | 3         | 4         | 4         |
| T.B.                         | 9        | 11        | 9        | 12        | 13        | 9         |
| <b>Wash.</b>                 | <b>3</b> | <b>10</b> | <b>2</b> | <b>15</b> | <b>14</b> | <b>11</b> |

| National Football League |          |           |          |           |           |           |
|--------------------------|----------|-----------|----------|-----------|-----------|-----------|
| Offense                  |          |           | Defense  |           |           |           |
| Total                    | Rush     | Pass      | Total    | Rush      | Pass      |           |
| Ariz.                    | 9        | 18        | 9        | 2         | 9         | 4         |
| Atl.                     | 2        | 5         | 3        | 25        | 17        | 28        |
| Balt.                    | 17       | 28        | 12       | 7         | 5         | 9         |
| Buff.                    | 16       | *1        | 30       | 19        | 29        | 6         |
| Car.                     | 19       | 10        | 21T      | 21        | 6         | 29        |
| Chi.                     | 15       | 17        | 14       | 15        | 27        | 7         |
| Cin.                     | 13       | 13        | 15       | 17        | 21        | 11        |
| Cleve.                   | 30       | 19        | 28       | 31        | 31        | 21        |
| Dallas                   | 5        | 2         | 23       | 14        | *1        | 26        |
| Denver                   | 27       | 27        | 21T      | 4         | 28        | *1        |
| Det.                     | 21       | 30        | 11       | 18        | 18        | 19        |
| G.B.                     | 8        | 20        | 7        | 22        | 8         | 31        |
| Hou.                     | 29       | 8         | 29       | *1        | 12        | 2         |
| Ind.                     | 10       | 23        | 5T       | 30        | 25        | 27        |
| Jax                      | 23       | 22        | 20       | 6         | 19        | 5         |
| K.C.                     | 20       | 15        | 19       | 24        | 26        | 18        |
| L.A.                     | 32       | 31        | 31       | 9         | 16        | 10        |
| Miami                    | 24       | 9         | 26       | 29        | 30        | 15        |
| Minn.                    | 28       | 32        | 18       | 3         | 20        | 3         |
| N.E.                     | 4        | 7         | 4        | 8         | 3T        | 12        |
| N.O.                     | *1       | 16        | *1       | 27        | 14        | 32        |
| Giants                   | 25       | 29        | 17       | 10        | 3T        | 23        |
| Jets                     | 26       | 12        | 27       | 11        | 11        | 17        |
| Oak.                     | 6        | 6         | 13       | 26        | 23        | 24        |
| Phil.                    | 22       | 11        | 24       | 13        | 15        | 13        |
| Pitt.                    | 7        | 14        | 5T       | 12        | 13        | 16        |
| S.D.                     | 14       | 26        | 8        | 16        | 10        | 20        |
| S.F.                     | 31       | 4         | 32       | 32        | 32        | 14        |
| Sea.                     | 12       | 25        | 10       | 5         | 7         | 8         |
| T.B.                     | 18       | 24        | 16       | 23        | 22        | 22        |
| Tenn.                    | 11       | 3         | 25       | 20        | 2         | 30        |
| <b>Wash.</b>             | <b>3</b> | <b>21</b> | <b>2</b> | <b>28</b> | <b>24</b> | <b>25</b> |

T = Tied for position

\* = League Leader

**WEEK 17 / THROUGH SUNDAY, JANUARY 1, 2017**

**AFC / TEAM/OFFENSE RANK**

| Tm  | (A) | (B) | (C) | (D) | (E) | (F) | (G) | (H) | (I) | (J) | (K) | (L) | (M) | (N) | (O) | (P) | (Q) |
|-----|-----|-----|-----|-----|-----|-----|-----|-----|-----|-----|-----|-----|-----|-----|-----|-----|-----|
| BAL | 9   | 12  | 16  | 11  | 5   | 13  | 8   | 4   | 10  | 11  | 12t | 10  | 7   | 7   | 10  | 10  | 1   |
| BUF | 8   | 8   | 1   | 1   | 16  | 12  | 5   | 15  | 7   | 6   | 6   | 2   | 10  | 16  | 15  | 5t  | 16  |
| CIN | 6   | 10  | 8   | 13  | 7   | 8   | 3   | 13  | 3   | 7   | 1   | 14  | 1   | 5   | 12  | 12  | 12  |
| CLE | 16  | 15  | 11  | 2   | 14  | 16  | 9   | 16  | 13  | 13  | 2   | 12  | 14  | 9   | 6   | 16  | 14  |
| DEN | 14  | 14  | 15  | 16  | 10  | 10  | 6   | 12  | 15  | 16  | 7   | 6   | 6   | 8   | 4   | 11  | 8   |
| HOU | 15  | 16  | 5   | 10  | 15  | 15  | 13  | 6   | 11t | 10  | 14  | 3   | 15  | 3   | 8   | 14  | 7   |
| IND | 4   | 7   | 13  | 12  | 2t  | 5   | 12  | 14  | 1t  | 3   | 10  | 8   | 2   | 2   | 1   | 3   | 4t  |
| JAC | 11  | 13  | 12  | 9   | 9   | 14  | 11  | 5   | 9   | 15  | 11  | 16  | 4   | 4   | 13  | 13  | 13  |
| KC  | 10  | 9   | 10  | 8   | 8   | 9   | 4   | 8   | 11t | 9   | 3   | 1   | 5   | 10  | 5   | 7   | 3   |
| MIA | 12  | 2   | 6   | 4   | 12  | 2   | 14  | 10  | 16  | 12  | 16  | 5   | 3   | 13  | 9   | 9   | 15  |
| NE  | 1   | 1   | 4   | 14  | 1   | 1   | 1   | 3   | 1t  | 2   | 4   | 11  | 13  | 12  | 2   | 1   | 9   |
| NYJ | 13  | 11  | 7   | 6   | 13  | 11  | 16  | 11  | 14  | 14  | 12t | 15  | 8   | 15  | 16  | 15  | 4t  |
| OAK | 2   | 4   | 3   | 5   | 6   | 7   | 2   | 1   | 6   | 8   | 9   | 4   | 11  | 1   | 3   | 2   | 10  |
| PIT | 3   | 3   | 9   | 7   | 2t  | 4   | 10  | 2   | 5   | 5   | 5   | 7   | 9   | 11  | 7   | 5t  | 6   |
| SD  | 7   | 6   | 14  | 15  | 4   | 3   | 15  | 9   | 4   | 4   | 8   | 13  | 16  | 6   | 11  | 4   | 11  |
| TEN | 5   | 5   | 2   | 3   | 11  | 6   | 7   | 7   | 8   | 1   | 15  | 9   | 12  | 14  | 14  | 8   | 2   |

**AFC / OPPONENT/DEFENSE RANK**

| Tm  | (A) | (B) | (C) | (D) | (E) | (F) | (G) | (H) | (I) | (J) | (K) | (L) | (M) | (N) | (O) | (P) | (Q) | (R) | (S) |
|-----|-----|-----|-----|-----|-----|-----|-----|-----|-----|-----|-----|-----|-----|-----|-----|-----|-----|-----|-----|
| BAL | 4   | 4   | 3   | 2   | 5   | 6   | 1   | 12  | 2t  | 1   | 14t | 14  | 5   | 6   | 7   | 5   | 3   | 6   | 3   |
| BUF | 10  | 12  | 14  | 13  | 4   | 12  | 8   | 1   | 12  | 11t | 4   | 3   | 9   | 2   | 2   | 8t  | 16  | 7   | 11  |
| CIN | 9   | 6   | 9   | 10  | 6   | 5   | 5   | 11  | 10  | 9   | 9   | 12  | 11  | 7   | 9   | 4   | 12t | 9   | 8   |
| CLE | 16  | 14  | 16  | 14  | 13  | 15  | 13  | 14  | 16  | 16  | 16  | 7   | 8   | 14  | 12  | 16  | 1   | 16  | 16  |
| DEN | 2   | 1   | 13  | 8   | 1   | 1   | 7   | 2   | 5   | 3   | 5t  | 4   | 3   | 16  | 16  | 2   | 14  | 4   | 7   |
| HOU | 1   | 3   | 6   | 7   | 2   | 2   | 11  | 7   | 1   | 7   | 2   | 13  | 13  | 10  | 6   | 7   | 10  | 13  | 4   |
| IND | 15  | 15  | 11  | 15  | 15  | 14  | 15  | 9   | 15  | 14  | 5t  | 6   | 7   | 15  | 13  | 12  | 9   | 8   | 13  |
| JAC | 3   | 2   | 8   | 3   | 3   | 3   | 16  | 6   | 4   | 6   | 8   | 16  | 6   | 11  | 15  | 13  | 15  | 14  | 5   |
| KC  | 12  | 10  | 12  | 11  | 11  | 9   | 3   | 15  | 13  | 15  | 10  | 2   | 15  | 5   | 1   | 3   | 5   | 2   | 14  |
| MIA | 14  | 13  | 15  | 16  | 8   | 8   | 6   | 10  | 14  | 2   | 13  | 5   | 4   | 1   | 3   | 10  | 4   | 12  | 15  |
| NE  | 5   | 5   | 2   | 5   | 7   | 4   | 10  | 8   | 2t  | 5   | 7   | 1   | 1   | 8   | 10  | 1   | 2   | 1   | 1   |
| NYJ | 6   | 8   | 5   | 1   | 10  | 13  | 14  | 13  | 7t  | 11t | 1   | 9   | 12  | 4   | 14  | 14  | 12t | 15  | 12  |
| OAK | 13  | 16  | 10  | 12  | 14  | 16  | 4   | 16  | 7t  | 8   | 3   | 15  | 2   | 9   | 5   | 11  | 8   | 5   | 10  |
| PIT | 7   | 9   | 7   | 9   | 9   | 7   | 9   | 3   | 6   | 13  | 11  | 10  | 16  | 3   | 4   | 6   | 6   | 3   | 2   |
| SD  | 8   | 7   | 4   | 4   | 12  | 11  | 2   | 5   | 11  | 10  | 14t | 8   | 14  | 12  | 11  | 15  | 11  | 11  | 6   |
| TEN | 11  | 11  | 1   | 6   | 16  | 10  | 12  | 4   | 9   | 4   | 12  | 11  | 10  | 13  | 8   | 8t  | 7   | 10  | 9   |

- (A) Total Yards per Game
- (B) Yards per Play
- (C) Rushing Yards per Game
- (D) Rushing Yards per Attempt
- (E) Passing Net Yards per Game
- (F) Passing Net Yards per Play
- (G) Passing, Percent Had Intercepted
- (H) Sacks per Pass Play
- (I) First Downs per Game
- (J) Third Down Efficiency
- (K) Fourth Down Efficiency
- (L) Punt Return Average
- (M) Kickoff Return Average
- (N) Gross Punting Average
- (O) Net Punting Average
- (P) Points per Game
- (Q) Field Goal Percentage
- (R) Points per Game Differential
- (S) Net Yards per Game Differential

**WEEK 17 / THROUGH SUNDAY, JANUARY 1, 2017**

**NFC / TEAM/OFFENSE RANK**

| Tm         | (A)      | (B)      | (C)       | (D)      | (E)      | (F)      | (G)      | (H)      | (I)      | (J)      | (K)       | (L)      | (M)       | (N)       | (O)       | (P)      | (Q)       |
|------------|----------|----------|-----------|----------|----------|----------|----------|----------|----------|----------|-----------|----------|-----------|-----------|-----------|----------|-----------|
| ARI        | 6        | 9        | 8         | 7        | 5        | 13       | 11       | 10       | 3        | 8        | 7t        | 16       | 8         | 16        | 16        | 5        | 15        |
| ATL        | 2        | 1        | 3         | 2        | 3        | 1        | 4        | 13       | 2        | 7        | 5         | 4        | 11        | 4         | 5         | 1        | 2         |
| CAR        | 10       | 10       | 4         | 10       | 12       | 11       | 14       | 11       | 11       | 13       | 4         | 14       | 7         | 8         | 14        | 7        | 13        |
| CHI        | 8        | 5        | 7         | 3        | 8        | 6        | 15       | 4        | 10       | 12       | 16        | 11       | 9         | 11        | 15        | 15       | 14        |
| DAL        | 4        | 4        | 1         | 1        | 13       | 4        | 2        | 7        | 4        | 6        | 1         | 13       | 12        | 9         | 8         | 4        | 10        |
| DET        | 11       | 8        | 14        | 12       | 7        | 7        | 5        | 9        | 9        | 5        | 3         | 2        | 6         | 1         | 2         | 11       | 7         |
| GB         | 5        | 6        | 9         | 4        | 4        | 8        | 3        | 6        | 5        | 2        | 13        | 9        | 13        | 14        | 11        | 3        | 5         |
| LA         | 16       | 16       | 15        | 15       | 15       | 16       | 16       | 15       | 16       | 16       | 14        | 12       | 3         | 3         | 1         | 16       | 6         |
| MIN        | 14       | 13       | 16        | 16       | 11       | 12       | 1        | 12       | 13       | 10       | 11t       | 5        | 1         | 15        | 12        | 12       | 4         |
| NO         | 1        | 3        | 6         | 8        | 1        | 3        | 9        | 3        | 1        | 1        | 2         | 6        | 15        | 2         | 4         | 2        | 11        |
| NYG        | 13       | 12       | 13        | 14       | 10       | 10       | 12       | 1        | 14       | 14       | 10        | 15       | 4         | 5         | 6         | 13       | 1         |
| PHI        | 12       | 14       | 5         | 9        | 14       | 14       | 10       | 5        | 8        | 11       | 9         | 1        | 2         | 7         | 7         | 8        | 9         |
| SF         | 15       | 15       | 2         | 6        | 16       | 15       | 7        | 16       | 15       | 15       | 6         | 7        | 14        | 12        | 9         | 14       | 8         |
| SEA        | 7        | 7        | 12        | 11       | 6        | 5        | 8        | 14       | 12       | 9        | 15        | 10       | 5         | 13        | 10        | 9t       | 3         |
| TB         | 9        | 11       | 11        | 13       | 9        | 9        | 13       | 8        | 7        | 4        | 11t       | 8        | 16        | 6         | 3         | 9t       | 16        |
| <b>WAS</b> | <b>3</b> | <b>2</b> | <b>10</b> | <b>5</b> | <b>2</b> | <b>2</b> | <b>6</b> | <b>2</b> | <b>6</b> | <b>3</b> | <b>7t</b> | <b>3</b> | <b>10</b> | <b>10</b> | <b>13</b> | <b>6</b> | <b>12</b> |

**NFC / OPPONENT/DEFENSE RANK**

| Tm         | (A)       | (B)       | (C)       | (D)       | (E)       | (F)       | (G)      | (H)      | (I)       | (J)       | (K)      | (L)      | (M)      | (N)       | (O)      | (P)      | (Q)      | (R)       | (S)      |
|------------|-----------|-----------|-----------|-----------|-----------|-----------|----------|----------|-----------|-----------|----------|----------|----------|-----------|----------|----------|----------|-----------|----------|
| ARI        | 1         | 1         | 6         | 3         | 2         | 2         | 6        | 1        | 1         | 6         | 6        | 12       | 13       | 8         | 14       | 7        | 12       | 4         | 1        |
| ATL        | 13        | 10        | 10        | 14        | 13        | 5         | 11       | 14       | 14t       | 12        | 14       | 15       | 11       | 16        | 15       | 14       | 9        | 1         | 3        |
| CAR        | 10        | 8         | 3         | 4         | 14        | 9         | 4        | 3        | 9t        | 4         | 12       | 14       | 1        | 15        | 16       | 13       | 4        | 13        | 13       |
| CHI        | 8         | 7         | 15        | 12        | 3         | 8         | 15       | 6        | 6         | 10        | 13       | 16       | 8        | 9         | 12       | 12       | 16       | 14        | 7        |
| DAL        | 7         | 6         | 1         | 6         | 12        | 6         | 16       | 11       | 11        | 8         | 10       | 10       | 10       | 3         | 5        | 3        | 3        | 2         | 5        |
| DET        | 9         | 13        | 11        | 11        | 8         | 13        | 12       | 16       | 12        | 15        | 3        | 3        | 7        | 5         | 1        | 6        | 6        | 11        | 12       |
| GB         | 11        | 14        | 5         | 7         | 15        | 15        | 2        | 5        | 9t        | 11        | 11       | 13       | 16       | 1         | 3        | 10       | 15       | 5         | 8        |
| LA         | 4         | 5         | 9         | 5         | 5         | 4         | 13       | 13       | 7         | 3         | 16       | 1        | 3        | 7         | 7        | 11       | 11       | 15        | 15       |
| MIN        | 2         | 3         | 12        | 10        | 1         | 1         | 7        | 4        | 4         | 7         | 1        | 4        | 15       | 10        | 8        | 4        | 10       | 8         | 9        |
| NO         | 14        | 16        | 7         | 8         | 16        | 16        | 14       | 15       | 13        | 13        | 4        | 6        | 9        | 14        | 10       | 15       | 14       | 9         | 2        |
| NYG        | 5         | 4         | 2         | 2         | 10        | 3         | 5        | 12       | 2         | 2         | 7        | 11       | 12       | 12        | 13       | 1        | 8        | 7         | 11       |
| PHI        | 6         | 9         | 8         | 9         | 6         | 10        | 3        | 10       | 3         | 9         | 5        | 5        | 2        | 13        | 11       | 5        | 7        | 6         | 10       |
| SF         | 16        | 15        | 16        | 16        | 7         | 14        | 10       | 9        | 14t       | 14        | 9        | 9        | 4        | 4         | 6        | 16       | 13       | 16        | 16       |
| SEA        | 3         | 2         | 4         | 1         | 4         | 7         | 9        | 2        | 5         | 5         | 2        | 8        | 5        | 2         | 2        | 2        | 1        | 3         | 4        |
| TB         | 12        | 12        | 13        | 13        | 9         | 12        | 1        | 7        | 8         | 1         | 15       | 2        | 14       | 6         | 9        | 8        | 2        | 12        | 14       |
| <b>WAS</b> | <b>15</b> | <b>11</b> | <b>14</b> | <b>15</b> | <b>11</b> | <b>11</b> | <b>8</b> | <b>8</b> | <b>16</b> | <b>16</b> | <b>8</b> | <b>7</b> | <b>6</b> | <b>11</b> | <b>4</b> | <b>9</b> | <b>5</b> | <b>10</b> | <b>6</b> |

- (A) Total Yards per Game
- (B) Yards per Play
- (C) Rushing Yards per Game
- (D) Rushing Yards per Attempt
- (E) Passing Net Yards per Game
- (F) Passing Net Yards per Play
- (G) Passing, Percent Had Intercepted
- (H) Sacks per Pass Play
- (I) First Downs per Game
- (J) Third Down Efficiency
- (K) Fourth Down Efficiency
- (L) Punt Return Average
- (M) Kickoff Return Average
- (N) Gross Punting Average
- (O) Net Punting Average
- (P) Points per Game
- (Q) Field Goal Percentage
- (R) Points per Game Differential
- (S) Net Yards per Game Differential

**WEEK 17 / THROUGH SUNDAY, JANUARY 1, 2017**

**NFL / TEAM/OFFENSE RANK**

| Tm         | (A)      | (B)      | (C)       | (D)      | (E)      | (F)      | (G)       | (H)      | (I)      | (J)      | (K)        | (L)      | (M)       | (N)       | (O)       | (P)       | (Q)       |
|------------|----------|----------|-----------|----------|----------|----------|-----------|----------|----------|----------|------------|----------|-----------|-----------|-----------|-----------|-----------|
| BAL        | 17       | 24       | 28        | 21       | 12       | 26       | 18        | 7        | 21       | 24       | 24t        | 21       | 12        | 14        | 18        | 21        | 1         |
| BUF        | 16       | 15       | 1         | 1        | 30       | 25       | 9         | 31       | 16       | 13       | 11         | 6        | 19        | 31        | 30        | 10t       | 30        |
| CIN        | 13       | 18       | 13        | 23       | 15       | 14       | 7         | 26       | 9        | 15       | 3          | 28       | 3         | 9         | 21        | 24        | 24        |
| CLE        | 30       | 27       | 19        | 2        | 28       | 31       | 19        | 32       | 26       | 26       | 4          | 26       | 28        | 17        | 14        | 31        | 28        |
| DEN        | 27       | 26       | 27        | 28       | 21t      | 22       | 11        | 25       | 28       | 31       | 12         | 15       | 11        | 16        | 9         | 22        | 17        |
| HOU        | 29       | 31       | 8         | 19       | 29       | 30       | 25        | 11       | 23t      | 22       | 28         | 7        | 29        | 6         | 16        | 28t       | 15t       |
| IND        | 10       | 14       | 23        | 22       | 5t       | 11       | 22        | 28       | 5t       | 7        | 20t        | 18       | 4         | 3         | 3         | 8         | 7t        |
| JAC        | 23       | 25       | 22        | 17       | 20       | 27       | 21        | 10       | 19       | 29       | 23         | 32       | 8         | 8         | 22        | 25        | 25        |
| KC         | 20       | 16       | 15        | 16       | 19       | 16       | 8         | 15       | 23t      | 18t      | 5          | 1        | 9         | 19        | 12        | 13        | 6         |
| MIA        | 24       | 7        | 9         | 8        | 26       | 6        | 27        | 19       | 31       | 25       | 32         | 13       | 5         | 23        | 17        | 17        | 29        |
| NE         | 4        | 6        | 7         | 25       | 4        | 3        | 1         | 6        | 5t       | 4        | 7          | 25       | 27        | 22        | 7         | 3         | 18t       |
| NYJ        | 26       | 20       | 12        | 14       | 27       | 24       | 32        | 21       | 27       | 27       | 24t        | 31       | 15        | 30        | 31        | 30        | 7t        |
| OAK        | 6        | 10       | 6         | 10       | 13       | 13       | 3         | 1        | 13       | 17       | 19         | 11       | 22        | 1         | 8         | 7         | 20        |
| PIT        | 7        | 8        | 14        | 15       | 5t       | 8        | 20        | 2        | 12       | 12       | 10         | 16       | 17        | 21        | 15        | 10t       | 13t       |
| SD         | 14       | 13       | 26        | 26       | 8        | 7        | 30        | 17       | 10t      | 9        | 14t        | 27       | 30        | 10        | 19        | 9         | 22        |
| TEN        | 11       | 11       | 3         | 4        | 25       | 12       | 15        | 12       | 18       | 3        | 29t        | 20       | 26        | 24        | 28        | 14        | 4         |
| ARI        | 9        | 19       | 18        | 12       | 9        | 23       | 23        | 20       | 3        | 14       | 14t        | 30       | 16        | 32        | 32        | 6         | 31        |
| ATL        | 2        | 1        | 5         | 5        | 3        | 1        | 6         | 24       | 2        | 11       | 9          | 5        | 21        | 7         | 6         | 1         | 3         |
| CAR        | 19       | 21       | 10        | 20       | 21t      | 20       | 28        | 22       | 20       | 23       | 8          | 24       | 14        | 15        | 27        | 15        | 26        |
| CHI        | 15       | 5        | 17        | 6        | 14       | 10       | 29        | 8        | 17       | 21       | 31         | 19       | 18        | 25        | 29        | 28t       | 27        |
| DAL        | 5        | 4        | 2         | 3        | 23       | 5        | 4         | 14       | 4        | 10       | 1          | 23       | 23        | 18        | 13        | 5         | 18t       |
| DET        | 21       | 17       | 30        | 27       | 11       | 15       | 10        | 18       | 15       | 8        | 6          | 3        | 13        | 2         | 2         | 20        | 12        |
| GB         | 8        | 9        | 20        | 7        | 7        | 17       | 5         | 13       | 7        | 2        | 26         | 14       | 24        | 28        | 24        | 4         | 10        |
| LA         | 32       | 32       | 31        | 31       | 31       | 32       | 31        | 29       | 32       | 32       | 27         | 22       | 6         | 5         | 1         | 32        | 11        |
| MIN        | 28       | 28       | 32        | 32       | 18       | 21       | 2         | 23       | 25       | 18t      | 20t        | 8        | 1         | 29        | 25        | 23        | 7t        |
| NO         | 1        | 3        | 16        | 13       | 1        | 4        | 16        | 5        | 1        | 1        | 2          | 9        | 31        | 4         | 5         | 2         | 21        |
| NYG        | 25       | 23       | 29        | 30       | 17       | 19       | 24        | 3        | 29       | 28       | 18         | 29       | 7         | 11        | 10        | 26        | 2         |
| PHI        | 22       | 29       | 11        | 18       | 24       | 28       | 17        | 9        | 14       | 20       | 17         | 2        | 2         | 13        | 11        | 16        | 15t       |
| SF         | 31       | 30       | 4         | 11       | 32       | 29       | 13        | 30       | 30       | 30       | 13         | 10       | 25        | 26        | 20        | 27        | 13t       |
| SEA        | 12       | 12       | 25        | 24       | 10       | 9        | 14        | 27       | 22       | 16       | 29t        | 17       | 10        | 27        | 23        | 18t       | 5         |
| TB         | 18       | 22       | 24        | 29       | 16       | 18       | 26        | 16       | 10t      | 6        | 20t        | 12       | 32        | 12        | 4         | 18t       | 32        |
| <b>WAS</b> | <b>3</b> | <b>2</b> | <b>21</b> | <b>9</b> | <b>2</b> | <b>2</b> | <b>12</b> | <b>4</b> | <b>8</b> | <b>5</b> | <b>14t</b> | <b>4</b> | <b>20</b> | <b>20</b> | <b>26</b> | <b>12</b> | <b>23</b> |

- (A) Total Yards per Game
- (B) Yards per Play
- (C) Rushing Yards per Game
- (D) Rushing Yards per Attempt
- (E) Passing Net Yards per Game
- (F) Passing Net Yards per Play
- (G) Passing, Percent Had Intercepted
- (H) Sacks per Pass Play
- (I) First Downs per Game
- (J) Third Down Efficiency
- (K) Fourth Down Efficiency
- (L) Punt Return Average
- (M) Kickoff Return Average
- (N) Gross Punting Average
- (O) Net Punting Average
- (P) Points per Game
- (Q) Field Goal Percentage

**WEEK 17 / THROUGH SUNDAY, JANUARY 1, 2017**

**NFL / OPPONENT/DEFENSE RANK**

| Tm         | (A)       | (B)       | (C)       | (D)       | (E)       | (F)       | (G)       | (H)       | (I)       | (J)       | (K)        | (L)       | (M)       | (N)       | (O)      | (P)       | (Q)      | (R)       | (S)      |
|------------|-----------|-----------|-----------|-----------|-----------|-----------|-----------|-----------|-----------|-----------|------------|-----------|-----------|-----------|----------|-----------|----------|-----------|----------|
| BAL        | 7         | 8         | 5         | 5         | 9         | 10        | 1         | 24        | 3t        | 2         | 25t        | 29        | 10        | 13        | 16       | 9         | 4        | 13        | 8        |
| BUF        | 19        | 22        | 29        | 28        | 6         | 21        | 15        | 4         | 24        | 19t       | 5          | 6         | 17        | 4         | 2        | 16t       | 31       | 14        | 20       |
| CIN        | 17        | 11        | 21        | 23        | 11        | 8         | 8         | 22        | 18        | 17        | 15         | 27        | 19        | 14        | 19       | 8         | 21t      | 19        | 15       |
| CLE        | 31        | 26        | 31        | 29        | 21        | 29        | 23        | 29        | 31        | 30        | 30         | 14        | 13        | 29        | 26       | 30        | 1t       | 32        | 31       |
| DEN        | 4         | 1         | 28        | 18        | 1         | 1         | 14        | 5         | 9         | 5         | 7t         | 7         | 7         | 32        | 31       | 4         | 24       | 9t        | 14       |
| HOU        | 1         | 6         | 12        | 13        | 2         | 4         | 19        | 17        | 1         | 11        | 3          | 28        | 27        | 21        | 14       | 11        | 19       | 26        | 10       |
| IND        | 30        | 31        | 25        | 30        | 27        | 25        | 31        | 20        | 27t       | 25        | 7t         | 12        | 12        | 30        | 27       | 22        | 16t      | 16        | 26       |
| JAC        | 6         | 3         | 19        | 6         | 5         | 5         | 32        | 16        | 8         | 8         | 13         | 31        | 11        | 22        | 30       | 25        | 29       | 27        | 11       |
| KC         | 24        | 17        | 26        | 24        | 18        | 16        | 4         | 31        | 25        | 27        | 16t        | 3         | 29        | 11        | 1        | 7         | 10       | 4         | 28       |
| MIA        | 29        | 23        | 30        | 31        | 15        | 13        | 10        | 21        | 26        | 4         | 20t        | 10        | 8         | 1         | 3        | 18        | 5        | 24        | 29       |
| NE         | 8         | 10        | 3t        | 8         | 12        | 6         | 18        | 18        | 3t        | 7         | 10         | 2         | 3         | 16        | 21       | 1         | 3        | 1         | 2        |
| NYJ        | 11        | 14        | 11        | 4         | 17        | 24        | 29        | 28        | 12t       | 19t       | 1          | 20        | 24        | 9         | 28       | 28        | 21t      | 29        | 23       |
| OAK        | 26        | 32        | 23        | 25        | 24        | 32        | 6         | 32        | 12t       | 16        | 4          | 30        | 6         | 20        | 9        | 20        | 13t      | 11        | 19       |
| PIT        | 12        | 16        | 13        | 19        | 16        | 11        | 17        | 11        | 11        | 23        | 18         | 24        | 30        | 5         | 7        | 10        | 11       | 5         | 7        |
| SD         | 16        | 12        | 10        | 7         | 20        | 19        | 2         | 15        | 21t       | 18        | 25t        | 16        | 28        | 25        | 23       | 29        | 20       | 22        | 13       |
| TEN        | 20        | 18        | 2         | 12        | 30        | 18        | 22        | 13        | 15        | 6         | 19         | 26        | 18        | 26        | 18       | 16t       | 12       | 20        | 17       |
| ARI        | 2         | 2         | 9         | 3         | 4         | 3         | 12        | 1         | 2         | 13        | 14         | 21        | 25        | 15        | 25       | 14        | 26       | 7         | 1        |
| ATL        | 25        | 21        | 17        | 26        | 28        | 12        | 24        | 26        | 29t       | 26        | 29         | 25        | 22        | 31        | 29       | 27        | 18       | 2         | 4        |
| CAR        | 21        | 19        | 6         | 9         | 29        | 20        | 9         | 3         | 19t       | 10        | 27         | 23        | 1         | 28        | 32       | 26        | 8        | 25        | 25       |
| CHI        | 15        | 15        | 27        | 21        | 7         | 17        | 28        | 8         | 14        | 22        | 28         | 32        | 16        | 17        | 22       | 24        | 32       | 28        | 12       |
| DAL        | 14        | 13        | 1         | 11        | 26        | 14        | 30        | 19        | 21t       | 15        | 23         | 18        | 21        | 6         | 10       | 5         | 7        | 3         | 6        |
| DET        | 18        | 27        | 18        | 20        | 19        | 27        | 25        | 30        | 23        | 31        | 7t         | 5         | 15        | 8         | 4        | 13        | 13t      | 21        | 24       |
| GB         | 22        | 28        | 8         | 14        | 31        | 30        | 5         | 7         | 19t       | 24        | 24         | 22        | 32        | 2         | 6        | 21        | 30       | 8         | 16       |
| LA         | 9         | 9         | 16        | 10        | 10        | 9         | 26        | 25        | 16        | 9         | 32         | 1         | 4         | 12        | 12       | 23        | 25       | 30        | 30       |
| MIN        | 3         | 5         | 20        | 17        | 3         | 2         | 13        | 6         | 7         | 14        | 2          | 8         | 31        | 18        | 13       | 6         | 23       | 15        | 18       |
| NO         | 27        | 30        | 14        | 15        | 32        | 31        | 27        | 27        | 27t       | 28        | 11         | 11        | 20        | 27        | 17       | 31        | 28       | 17        | 3        |
| NYG        | 10        | 7         | 3t        | 2         | 23        | 7         | 11        | 23        | 5         | 3         | 16t        | 19        | 23        | 23        | 24       | 2         | 16t      | 12        | 22       |
| PHI        | 13        | 20        | 15        | 16        | 13        | 22        | 7         | 14        | 6         | 19t       | 12         | 9         | 2         | 24        | 20       | 12        | 15       | 9t        | 21       |
| SF         | 32        | 29        | 32        | 32        | 14        | 28        | 21        | 12        | 29t       | 29        | 22         | 17        | 5         | 7         | 11       | 32        | 27       | 31        | 32       |
| SEA        | 5         | 4         | 7         | 1         | 8         | 15        | 20        | 2         | 10        | 12        | 6          | 15        | 9         | 3         | 5        | 3         | 1t       | 6         | 5        |
| TB         | 23        | 25        | 22        | 22        | 22        | 26        | 3         | 9         | 17        | 1         | 31         | 4         | 26        | 10        | 15       | 15        | 6        | 23        | 27       |
| <b>WAS</b> | <b>28</b> | <b>24</b> | <b>24</b> | <b>27</b> | <b>25</b> | <b>23</b> | <b>16</b> | <b>10</b> | <b>32</b> | <b>32</b> | <b>20t</b> | <b>13</b> | <b>14</b> | <b>19</b> | <b>8</b> | <b>19</b> | <b>9</b> | <b>18</b> | <b>9</b> |

- (A) Total Yards per Game
- (B) Yards per Play
- (C) Rushing Yards per Game
- (D) Rushing Yards per Attempt
- (E) Passing Net Yards per Game
- (F) Passing Net Yards per Play
- (G) Passing, Percent Had Intercepted
- (H) Sacks per Pass Play
- (I) First Downs per Game
- (J) Third Down Efficiency
- (K) Fourth Down Efficiency
- (L) Punt Return Average
- (M) Kickoff Return Average
- (N) Gross Punting Average
- (O) Net Punting Average
- (P) Points per Game
- (Q) Field Goal Percentage
- (R) Points per Game Differential
- (S) Net Yards per Game Differential

**WEEK 17 / THROUGH SUNDAY, JANUARY 1, 2017****AFC / TOTAL OFFENSE**

| Rank | Team          | Total | Rushing | Passing | Total | Rushing | Passing |
|------|---------------|-------|---------|---------|-------|---------|---------|
| 1)   | New England   | 6180  | 1872    | 4308    | 386.3 | 117.0   | 269.3   |
| 2)   | Oakland       | 5973  | 1922    | 4051    | 373.3 | 120.1   | 253.2   |
| 3)   | Pittsburgh    | 5962  | 1760    | 4202    | 372.6 | 110.0   | 262.6   |
| 4)   | Indianapolis  | 5830  | 1628    | 4202    | 364.4 | 101.8   | 262.6   |
| 5)   | Tennessee     | 5728  | 2187    | 3541    | 358.0 | 136.7   | 221.3   |
| 6)   | Cincinnati    | 5711  | 1769    | 3942    | 356.9 | 110.6   | 246.4   |
| 7)   | San Diego     | 5708  | 1510    | 4198    | 356.8 | 94.4    | 262.4   |
| 8)   | Buffalo       | 5666  | 2630    | 3036    | 354.1 | 164.4   | 189.8   |
| 9)   | Baltimore     | 5563  | 1463    | 4100    | 347.7 | 91.4    | 256.3   |
| 10)  | Kansas City   | 5488  | 1748    | 3740    | 343.0 | 109.3   | 233.8   |
| 11)  | Jacksonville  | 5359  | 1631    | 3728    | 334.9 | 101.9   | 233.0   |
| 12)  | Miami         | 5324  | 1824    | 3500    | 332.8 | 114.0   | 218.8   |
| 13)  | New York Jets | 5268  | 1802    | 3466    | 329.3 | 112.6   | 216.6   |
| 14)  | Denver        | 5169  | 1484    | 3685    | 323.1 | 92.8    | 230.3   |
| 15)  | Houston       | 5035  | 1859    | 3176    | 314.7 | 116.2   | 198.5   |
| 16)  | Cleveland     | 4976  | 1712    | 3264    | 311.0 | 107.0   | 204.0   |

**AFC / TOTAL DEFENSE**

| Rank | Team          | Total | Rushing | Passing | Total | Rushing | Passing |
|------|---------------|-------|---------|---------|-------|---------|---------|
| 1)   | Houston       | 4821  | 1595    | 3226    | 301.3 | 99.7    | 201.6   |
| 2)   | Denver        | 5057  | 2085    | 2972    | 316.1 | 130.3   | 185.8   |
| 3)   | Jacksonville  | 5147  | 1703    | 3444    | 321.7 | 106.4   | 215.3   |
| 4)   | Baltimore     | 5154  | 1430    | 3724    | 322.1 | 89.4    | 232.8   |
| 5)   | New England   | 5223  | 1417    | 3806    | 326.4 | 88.6    | 237.9   |
| 6)   | New York Jets | 5479  | 1581    | 3898    | 342.4 | 98.8    | 243.6   |
| 7)   | Pittsburgh    | 5482  | 1600    | 3882    | 342.6 | 100.0   | 242.6   |
| 8)   | San Diego     | 5554  | 1567    | 3987    | 347.1 | 97.9    | 249.2   |
| 9)   | Cincinnati    | 5612  | 1812    | 3800    | 350.8 | 113.3   | 237.5   |
| 10)  | Buffalo       | 5712  | 2130    | 3582    | 357.0 | 133.1   | 223.9   |
| 11)  | Tennessee     | 5720  | 1413    | 4307    | 357.5 | 88.3    | 269.2   |
| 12)  | Kansas City   | 5896  | 1938    | 3958    | 368.5 | 121.1   | 247.4   |
| 13)  | Oakland       | 6001  | 1881    | 4120    | 375.1 | 117.6   | 257.5   |
| 14)  | Miami         | 6122  | 2247    | 3875    | 382.6 | 140.4   | 242.2   |
| 15)  | Indianapolis  | 6126  | 1926    | 4200    | 382.9 | 120.4   | 262.5   |
| 16)  | Cleveland     | 6279  | 2283    | 3996    | 392.4 | 142.7   | 249.8   |

**WEEK 17 / THROUGH SUNDAY, JANUARY 1, 2017****NFC / TOTAL OFFENSE**

| Rank      | Team              | Total       | Rushing     | Passing     | Total        | Rushing      | Passing      |
|-----------|-------------------|-------------|-------------|-------------|--------------|--------------|--------------|
| 1)        | New Orleans       | 6816        | 1742        | 5074        | 426.0        | 108.9        | 317.1        |
| 2)        | Atlanta           | 6653        | 1928        | 4725        | 415.8        | 120.5        | 295.3        |
| <b>3)</b> | <b>Washington</b> | <b>6454</b> | <b>1696</b> | <b>4758</b> | <b>403.4</b> | <b>106.0</b> | <b>297.4</b> |
| 4)        | Dallas            | 6027        | 2396        | 3631        | 376.7        | 149.8        | 226.9        |
| 5)        | Green Bay         | 5900        | 1701        | 4199        | 368.8        | 106.3        | 262.4        |
| 6)        | Arizona           | 5868        | 1732        | 4136        | 366.8        | 108.3        | 258.5        |
| 7)        | Seattle           | 5715        | 1591        | 4124        | 357.2        | 99.4         | 257.8        |
| 8)        | Chicago           | 5704        | 1735        | 3969        | 356.5        | 108.4        | 248.1        |
| 9)        | Tampa Bay         | 5542        | 1616        | 3926        | 346.4        | 101.0        | 245.4        |
| 10)       | Carolina          | 5499        | 1814        | 3685        | 343.7        | 113.4        | 230.3        |
| 11)       | Detroit           | 5421        | 1310        | 4111        | 338.8        | 81.9         | 256.9        |
| 12)       | Philadelphia      | 5398        | 1813        | 3585        | 337.4        | 113.3        | 224.1        |
| 13)       | New York Giants   | 5291        | 1412        | 3879        | 330.7        | 88.3         | 242.4        |
| 14)       | Minnesota         | 5041        | 1205        | 3836        | 315.1        | 75.3         | 239.8        |
| 15)       | San Francisco     | 4930        | 2019        | 2911        | 308.1        | 126.2        | 181.9        |
| 16)       | Los Angeles       | 4203        | 1252        | 2951        | 262.7        | 78.3         | 184.4        |

**NFC / TOTAL DEFENSE**

| Rank       | Team              | Total       | Rushing     | Passing     | Total        | Rushing      | Passing      |
|------------|-------------------|-------------|-------------|-------------|--------------|--------------|--------------|
| 1)         | Arizona           | 4883        | 1518        | 3365        | 305.2        | 94.9         | 210.3        |
| 2)         | Minnesota         | 5038        | 1711        | 3327        | 314.9        | 106.9        | 207.9        |
| 3)         | Seattle           | 5099        | 1487        | 3612        | 318.7        | 92.9         | 225.8        |
| 4)         | Los Angeles       | 5392        | 1660        | 3732        | 337.0        | 103.8        | 233.3        |
| 5)         | New York Giants   | 5435        | 1417        | 4018        | 339.7        | 88.6         | 251.1        |
| 6)         | Philadelphia      | 5484        | 1652        | 3832        | 342.8        | 103.3        | 239.5        |
| 7)         | Dallas            | 5503        | 1336        | 4167        | 343.9        | 83.5         | 260.4        |
| 8)         | Chicago           | 5548        | 1950        | 3598        | 346.8        | 121.9        | 224.9        |
| 9)         | Detroit           | 5676        | 1701        | 3975        | 354.8        | 106.3        | 248.4        |
| 10)        | Carolina          | 5756        | 1465        | 4291        | 359.8        | 91.6         | 268.2        |
| 11)        | Green Bay         | 5823        | 1515        | 4308        | 363.9        | 94.7         | 269.3        |
| 12)        | Tampa Bay         | 5887        | 1875        | 4012        | 367.9        | 117.2        | 250.8        |
| 13)        | Atlanta           | 5939        | 1672        | 4267        | 371.2        | 104.5        | 266.7        |
| 14)        | New Orleans       | 6006        | 1626        | 4380        | 375.4        | 101.6        | 273.8        |
| <b>15)</b> | <b>Washington</b> | <b>6046</b> | <b>1916</b> | <b>4130</b> | <b>377.9</b> | <b>119.8</b> | <b>258.1</b> |
| 16)        | San Francisco     | 6502        | 2654        | 3848        | 406.4        | 165.9        | 240.5        |

**WEEK 17 / THROUGH SUNDAY, JANUARY 1, 2017**

**NFL / TOTAL OFFENSE**

| Rank      | Team              | Total       | Rushing     | Passing     | Total        | Rushing      | Passing      |
|-----------|-------------------|-------------|-------------|-------------|--------------|--------------|--------------|
| 1)        | New Orleans       | 6816        | 1742        | 5074        | 426.0        | 108.9        | 317.1        |
| 2)        | Atlanta           | 6653        | 1928        | 4725        | 415.8        | 120.5        | 295.3        |
| <b>3)</b> | <b>Washington</b> | <b>6454</b> | <b>1696</b> | <b>4758</b> | <b>403.4</b> | <b>106.0</b> | <b>297.4</b> |
| 4)        | New England       | 6180        | 1872        | 4308        | 386.3        | 117.0        | 269.3        |
| 5)        | Dallas            | 6027        | 2396        | 3631        | 376.7        | 149.8        | 226.9        |
| 6)        | Oakland           | 5973        | 1922        | 4051        | 373.3        | 120.1        | 253.2        |
| 7)        | Pittsburgh        | 5962        | 1760        | 4202        | 372.6        | 110.0        | 262.6        |
| 8)        | Green Bay         | 5900        | 1701        | 4199        | 368.8        | 106.3        | 262.4        |
| 9)        | Arizona           | 5868        | 1732        | 4136        | 366.8        | 108.3        | 258.5        |
| 10)       | Indianapolis      | 5830        | 1628        | 4202        | 364.4        | 101.8        | 262.6        |
| 11)       | Tennessee         | 5728        | 2187        | 3541        | 358.0        | 136.7        | 221.3        |
| 12)       | Seattle           | 5715        | 1591        | 4124        | 357.2        | 99.4         | 257.8        |
| 13)       | Cincinnati        | 5711        | 1769        | 3942        | 356.9        | 110.6        | 246.4        |
| 14)       | San Diego         | 5708        | 1510        | 4198        | 356.8        | 94.4         | 262.4        |
| 15)       | Chicago           | 5704        | 1735        | 3969        | 356.5        | 108.4        | 248.1        |
| 16)       | Buffalo           | 5666        | 2630        | 3036        | 354.1        | 164.4        | 189.8        |
| 17)       | Baltimore         | 5563        | 1463        | 4100        | 347.7        | 91.4         | 256.3        |
| 18)       | Tampa Bay         | 5542        | 1616        | 3926        | 346.4        | 101.0        | 245.4        |
| 19)       | Carolina          | 5499        | 1814        | 3685        | 343.7        | 113.4        | 230.3        |
| 20)       | Kansas City       | 5488        | 1748        | 3740        | 343.0        | 109.3        | 233.8        |
| 21)       | Detroit           | 5421        | 1310        | 4111        | 338.8        | 81.9         | 256.9        |
| 22)       | Philadelphia      | 5398        | 1813        | 3585        | 337.4        | 113.3        | 224.1        |
| 23)       | Jacksonville      | 5359        | 1631        | 3728        | 334.9        | 101.9        | 233.0        |
| 24)       | Miami             | 5324        | 1824        | 3500        | 332.8        | 114.0        | 218.8        |
| 25)       | New York Giants   | 5291        | 1412        | 3879        | 330.7        | 88.3         | 242.4        |
| 26)       | New York Jets     | 5268        | 1802        | 3466        | 329.3        | 112.6        | 216.6        |
| 27)       | Denver            | 5169        | 1484        | 3685        | 323.1        | 92.8         | 230.3        |
| 28)       | Minnesota         | 5041        | 1205        | 3836        | 315.1        | 75.3         | 239.8        |
| 29)       | Houston           | 5035        | 1859        | 3176        | 314.7        | 116.2        | 198.5        |
| 30)       | Cleveland         | 4976        | 1712        | 3264        | 311.0        | 107.0        | 204.0        |
| 31)       | San Francisco     | 4930        | 2019        | 2911        | 308.1        | 126.2        | 181.9        |
| 32)       | Los Angeles       | 4203        | 1252        | 2951        | 262.7        | 78.3         | 184.4        |

**NFL / TOTAL DEFENSE**

| Rank       | Team              | Total       | Rushing     | Passing     | Total        | Rushing      | Passing      |
|------------|-------------------|-------------|-------------|-------------|--------------|--------------|--------------|
| 1)         | Houston           | 4821        | 1595        | 3226        | 301.3        | 99.7         | 201.6        |
| 2)         | Arizona           | 4883        | 1518        | 3365        | 305.2        | 94.9         | 210.3        |
| 3)         | Minnesota         | 5038        | 1711        | 3327        | 314.9        | 106.9        | 207.9        |
| 4)         | Denver            | 5057        | 2085        | 2972        | 316.1        | 130.3        | 185.8        |
| 5)         | Seattle           | 5099        | 1487        | 3612        | 318.7        | 92.9         | 225.8        |
| 6)         | Jacksonville      | 5147        | 1703        | 3444        | 321.7        | 106.4        | 215.3        |
| 7)         | Baltimore         | 5154        | 1430        | 3724        | 322.1        | 89.4         | 232.8        |
| 8)         | New England       | 5223        | 1417        | 3806        | 326.4        | 88.6         | 237.9        |
| 9)         | Los Angeles       | 5392        | 1660        | 3732        | 337.0        | 103.8        | 233.3        |
| 10)        | New York Giants   | 5435        | 1417        | 4018        | 339.7        | 88.6         | 251.1        |
| 11)        | New York Jets     | 5479        | 1581        | 3898        | 342.4        | 98.8         | 243.6        |
| 12)        | Pittsburgh        | 5482        | 1600        | 3882        | 342.6        | 100.0        | 242.6        |
| 13)        | Philadelphia      | 5484        | 1652        | 3832        | 342.8        | 103.3        | 239.5        |
| 14)        | Dallas            | 5503        | 1336        | 4167        | 343.9        | 83.5         | 260.4        |
| 15)        | Chicago           | 5548        | 1950        | 3598        | 346.8        | 121.9        | 224.9        |
| 16)        | San Diego         | 5554        | 1567        | 3987        | 347.1        | 97.9         | 249.2        |
| 17)        | Cincinnati        | 5612        | 1812        | 3800        | 350.8        | 113.3        | 237.5        |
| 18)        | Detroit           | 5676        | 1701        | 3975        | 354.8        | 106.3        | 248.4        |
| 19)        | Buffalo           | 5712        | 2130        | 3582        | 357.0        | 133.1        | 223.9        |
| 20)        | Tennessee         | 5720        | 1413        | 4307        | 357.5        | 88.3         | 269.2        |
| 21)        | Carolina          | 5756        | 1465        | 4291        | 359.8        | 91.6         | 268.2        |
| 22)        | Green Bay         | 5823        | 1515        | 4308        | 363.9        | 94.7         | 269.3        |
| 23)        | Tampa Bay         | 5887        | 1875        | 4012        | 367.9        | 117.2        | 250.8        |
| 24)        | Kansas City       | 5896        | 1938        | 3958        | 368.5        | 121.1        | 247.4        |
| 25)        | Atlanta           | 5939        | 1672        | 4267        | 371.2        | 104.5        | 266.7        |
| 26)        | Oakland           | 6001        | 1881        | 4120        | 375.1        | 117.6        | 257.5        |
| 27)        | New Orleans       | 6006        | 1626        | 4380        | 375.4        | 101.6        | 273.8        |
| <b>28)</b> | <b>Washington</b> | <b>6046</b> | <b>1916</b> | <b>4130</b> | <b>377.9</b> | <b>119.8</b> | <b>258.1</b> |
| 29)        | Miami             | 6122        | 2247        | 3875        | 382.6        | 140.4        | 242.2        |
| 30)        | Indianapolis      | 6126        | 1926        | 4200        | 382.9        | 120.4        | 262.5        |
| 31)        | Cleveland         | 6279        | 2283        | 3996        | 392.4        | 142.7        | 249.8        |
| 32)        | San Francisco     | 6502        | 2654        | 3848        | 406.4        | 165.9        | 240.5        |



**WEEK 17 / THROUGH SUNDAY, JANUARY 1, 2017**

**AFC / TAKE-AWAYS, GIVE-AWAYS**

| Rank          | Team          | TAKE-AWAYS |            |            | GIVE-AWAYS |            |            | Net Diff   |
|---------------|---------------|------------|------------|------------|------------|------------|------------|------------|
|               |               | Int        | Fum        | Total      | Int        | Fum        | Total      |            |
| 1t)           | Kansas City   | 18         | 15         | 33         | 8          | 9          | 17         | = +16      |
| 1t)           | Oakland       | 16         | 14         | 30         | 7          | 7          | 14         | = +16      |
| 3)            | New England   | 13         | 10         | 23         | 2          | 9          | 11         | = +12      |
| 4)            | Buffalo       | 12         | 6          | 18         | 7          | 5          | 12         | = +6       |
| 5t)           | Baltimore     | 18         | 10         | 28         | 16         | 7          | 23         | = +5       |
| 5t)           | Pittsburgh    | 13         | 10         | 23         | 15         | 3          | 18         | = +5       |
| 7)            | Cincinnati    | 17         | 3          | 20         | 8          | 9          | 17         | = +3       |
| 8t)           | Denver        | 14         | 13         | 27         | 11         | 14         | 25         | = +2       |
| 8t)           | Miami         | 16         | 9          | 25         | 15         | 8          | 23         | = +2       |
| 10)           | Tennessee     | 12         | 6          | 18         | 11         | 7          | 18         | = 0        |
| 11)           | Indianapolis  | 8          | 9          | 17         | 15         | 7          | 22         | = -5       |
| 12t)          | Houston       | 11         | 6          | 17         | 16         | 8          | 24         | = -7       |
| 12t)          | San Diego     | 18         | 10         | 28         | 21         | 14         | 35         | = -7       |
| 14)           | Cleveland     | 10         | 3          | 13         | 14         | 11         | 25         | = -12      |
| 15)           | Jacksonville  | 7          | 6          | 13         | 16         | 13         | 29         | = -16      |
| 16)           | New York Jets | 8          | 6          | 14         | 25         | 9          | 34         | = -20      |
| <b>Totals</b> |               | <b>211</b> | <b>136</b> | <b>347</b> | <b>207</b> | <b>140</b> | <b>347</b> | <b>= 0</b> |

**NFC / TAKE-AWAYS, GIVE-AWAYS**

| Rank          | Team              | TAKE-AWAYS |            |            | GIVE-AWAYS |            |            | Net Diff   |
|---------------|-------------------|------------|------------|------------|------------|------------|------------|------------|
|               |                   | Int        | Fum        | Total      | Int        | Fum        | Total      |            |
| 1t)           | Atlanta           | 12         | 10         | 22         | 7          | 4          | 11         | = +11      |
| 1t)           | Minnesota         | 14         | 13         | 27         | 5          | 11         | 16         | = +11      |
| 3)            | Green Bay         | 17         | 8          | 25         | 8          | 9          | 17         | = +8       |
| 4)            | Philadelphia      | 16         | 10         | 26         | 14         | 6          | 20         | = +6       |
| 5)            | Dallas            | 9          | 11         | 20         | 6          | 9          | 15         | = +5       |
| 6)            | Tampa Bay         | 17         | 12         | 29         | 18         | 9          | 27         | = +2       |
| 7)            | Seattle           | 11         | 8          | 19         | 12         | 6          | 18         | = +1       |
| 8t)           | Arizona           | 14         | 14         | 28         | 17         | 11         | 28         | = 0        |
| <b>8t)</b>    | <b>Washington</b> | <b>13</b>  | <b>8</b>   | <b>21</b>  | <b>12</b>  | <b>9</b>   | <b>21</b>  | <b>= 0</b> |
| 10)           | Detroit           | 10         | 4          | 14         | 10         | 5          | 15         | = -1       |
| 11t)          | Carolina          | 17         | 10         | 27         | 19         | 10         | 29         | = -2       |
| 11t)          | New York Giants   | 17         | 8          | 25         | 16         | 11         | 27         | = -2       |
| 13)           | New Orleans       | 9          | 12         | 21         | 15         | 9          | 24         | = -3       |
| 14)           | San Francisco     | 10         | 10         | 20         | 10         | 15         | 25         | = -5       |
| 15)           | Los Angeles       | 10         | 8          | 18         | 20         | 9          | 29         | = -11      |
| 16)           | Chicago           | 8          | 3          | 11         | 19         | 12         | 31         | = -20      |
| <b>Totals</b> |                   | <b>204</b> | <b>149</b> | <b>353</b> | <b>208</b> | <b>145</b> | <b>353</b> | <b>= 0</b> |

**NFL / TAKE-AWAYS, GIVE-AWAYS**

| Rank          | Team              | TAKE-AWAYS |            |            | GIVE-AWAYS |            |            | Net Diff   |
|---------------|-------------------|------------|------------|------------|------------|------------|------------|------------|
|               |                   | Int        | Fum        | Total      | Int        | Fum        | Total      |            |
| 1t)           | Kansas City       | 18         | 15         | 33         | 8          | 9          | 17         | = +16      |
| 1t)           | Oakland           | 16         | 14         | 30         | 7          | 7          | 14         | = +16      |
| 3)            | New England       | 13         | 10         | 23         | 2          | 9          | 11         | = +12      |
| 4t)           | Atlanta           | 12         | 10         | 22         | 7          | 4          | 11         | = +11      |
| 4t)           | Minnesota         | 14         | 13         | 27         | 5          | 11         | 16         | = +11      |
| 6)            | Green Bay         | 17         | 8          | 25         | 8          | 9          | 17         | = +8       |
| 7t)           | Buffalo           | 12         | 6          | 18         | 7          | 5          | 12         | = +6       |
| 7t)           | Philadelphia      | 16         | 10         | 26         | 14         | 6          | 20         | = +6       |
| 9t)           | Baltimore         | 18         | 10         | 28         | 16         | 7          | 23         | = +5       |
| 9t)           | Pittsburgh        | 13         | 10         | 23         | 15         | 3          | 18         | = +5       |
| 9t)           | Dallas            | 9          | 11         | 20         | 6          | 9          | 15         | = +5       |
| 12)           | Cincinnati        | 17         | 3          | 20         | 8          | 9          | 17         | = +3       |
| 13t)          | Denver            | 14         | 13         | 27         | 11         | 14         | 25         | = +2       |
| 13t)          | Miami             | 16         | 9          | 25         | 15         | 8          | 23         | = +2       |
| 13t)          | Tampa Bay         | 17         | 12         | 29         | 18         | 9          | 27         | = +2       |
| 16)           | Seattle           | 11         | 8          | 19         | 12         | 6          | 18         | = +1       |
| 17t)          | Tennessee         | 12         | 6          | 18         | 11         | 7          | 18         | = 0        |
| 17t)          | Arizona           | 14         | 14         | 28         | 17         | 11         | 28         | = 0        |
| <b>17t)</b>   | <b>Washington</b> | <b>13</b>  | <b>8</b>   | <b>21</b>  | <b>12</b>  | <b>9</b>   | <b>21</b>  | <b>= 0</b> |
| 20)           | Detroit           | 10         | 4          | 14         | 10         | 5          | 15         | = -1       |
| 21t)          | Carolina          | 17         | 10         | 27         | 19         | 10         | 29         | = -2       |
| 21t)          | New York Giants   | 17         | 8          | 25         | 16         | 11         | 27         | = -2       |
| 23)           | New Orleans       | 9          | 12         | 21         | 15         | 9          | 24         | = -3       |
| 24t)          | Indianapolis      | 8          | 9          | 17         | 15         | 7          | 22         | = -5       |
| 24t)          | San Francisco     | 10         | 10         | 20         | 10         | 15         | 25         | = -5       |
| 26t)          | Houston           | 11         | 6          | 17         | 16         | 8          | 24         | = -7       |
| 26t)          | San Diego         | 18         | 10         | 28         | 21         | 14         | 35         | = -7       |
| 28)           | Los Angeles       | 10         | 8          | 18         | 20         | 9          | 29         | = -11      |
| 29)           | Cleveland         | 10         | 3          | 13         | 14         | 11         | 25         | = -12      |
| 30)           | Jacksonville      | 7          | 6          | 13         | 16         | 13         | 29         | = -16      |
| 31t)          | New York Jets     | 8          | 6          | 14         | 25         | 9          | 34         | = -20      |
| 31t)          | Chicago           | 8          | 3          | 11         | 19         | 12         | 31         | = -20      |
| <b>Totals</b> |                   | <b>415</b> | <b>285</b> | <b>700</b> | <b>415</b> | <b>285</b> | <b>700</b> | <b>= 0</b> |

**WEEK 17 / THROUGH SUNDAY, JANUARY 1, 2017****AFC / TEAM/OFFENSE INSIDE THE 20**

| Rank | Team          | Poss | Pts | TD | TD%  | FG | Score | Score% |
|------|---------------|------|-----|----|------|----|-------|--------|
| 1)   | Houston       | 44   | 132 | 22 | 50.0 | 0  | 22    | 50.0   |
| 2)   | Denver        | 47   | 114 | 19 | 40.4 | 0  | 19    | 40.4   |
| 3)   | New York Jets | 54   | 129 | 21 | 38.9 | 1  | 22    | 40.7   |
| 4)   | Kansas City   | 55   | 126 | 21 | 38.2 | 0  | 21    | 38.2   |
| 5)   | Cincinnati    | 54   | 120 | 20 | 37.0 | 0  | 20    | 37.0   |
| 6)   | San Diego     | 62   | 132 | 22 | 35.5 | 0  | 22    | 35.5   |
| 7)   | Oakland       | 56   | 108 | 18 | 32.1 | 0  | 18    | 32.1   |
| 8)   | Miami         | 47   | 84  | 14 | 29.8 | 0  | 14    | 29.8   |
| 9)   | Cleveland     | 44   | 78  | 13 | 29.5 | 0  | 13    | 29.5   |
| 10)  | Baltimore     | 46   | 78  | 13 | 28.3 | 0  | 13    | 28.3   |
| 11)  | New England   | 60   | 96  | 16 | 26.7 | 0  | 16    | 26.7   |
| 12)  | Pittsburgh    | 49   | 72  | 12 | 24.5 | 0  | 12    | 24.5   |
| 13)  | Buffalo       | 54   | 78  | 13 | 24.1 | 0  | 13    | 24.1   |
| 14)  | Jacksonville  | 40   | 54  | 9  | 22.5 | 0  | 9     | 22.5   |
| 15)  | Tennessee     | 50   | 66  | 11 | 22.0 | 0  | 11    | 22.0   |
| 16)  | Indianapolis  | 53   | 60  | 10 | 18.9 | 0  | 10    | 18.9   |

**AFC / OPPONENTS/DEFENSE INSIDE THE 20**

| Rank | Team          | Poss | Pts | TD | TD%  | FG | Score | Score% |
|------|---------------|------|-----|----|------|----|-------|--------|
| 1)   | Cleveland     | 60   | 84  | 14 | 23.3 | 0  | 14    | 23.3   |
| 2)   | Miami         | 51   | 72  | 12 | 23.5 | 0  | 12    | 23.5   |
| 3)   | Oakland       | 57   | 96  | 16 | 28.1 | 0  | 16    | 28.1   |
| 4)   | New England   | 44   | 78  | 13 | 29.5 | 0  | 13    | 29.5   |
| 5)   | Baltimore     | 47   | 84  | 14 | 29.8 | 0  | 14    | 29.8   |
| 6)   | Kansas City   | 53   | 96  | 16 | 30.2 | 0  | 16    | 30.2   |
| 7)   | Tennessee     | 55   | 102 | 17 | 30.9 | 0  | 17    | 30.9   |
| 8)   | New York Jets | 51   | 96  | 16 | 31.4 | 0  | 16    | 31.4   |
| 9)   | Buffalo       | 57   | 111 | 18 | 31.6 | 1  | 19    | 33.3   |
| 10)  | San Diego     | 66   | 126 | 21 | 31.8 | 0  | 21    | 31.8   |
| 11)  | Pittsburgh    | 57   | 114 | 19 | 33.3 | 0  | 19    | 33.3   |
| 12)  | Jacksonville  | 55   | 114 | 19 | 34.5 | 0  | 19    | 34.5   |
| 13)  | Cincinnati    | 49   | 102 | 17 | 34.7 | 0  | 17    | 34.7   |
| 14)  | Houston       | 44   | 102 | 17 | 38.6 | 0  | 17    | 38.6   |
| 15)  | Indianapolis  | 50   | 120 | 20 | 40.0 | 0  | 20    | 40.0   |
| 16)  | Denver        | 42   | 108 | 18 | 42.9 | 0  | 18    | 42.9   |

**WEEK 17 / THROUGH SUNDAY, JANUARY 1, 2017**

**NFC / TEAM/OFFENSE INSIDE THE 20**

| Rank       | Team              | Poss      | Pts        | TD        | TD%         | FG        | Score     | Score%      |
|------------|-------------------|-----------|------------|-----------|-------------|-----------|-----------|-------------|
| 1)         | San Francisco     | 44        | 241        | 30        | 68.2        | 10        | 40        | 90.9        |
| 2)         | Dallas            | 57        | 312        | 38        | 66.7        | 16        | 54        | 94.7        |
| 3)         | New Orleans       | 68        | 365        | 45        | 66.2        | 17        | 62        | 91.2        |
| 4)         | Arizona           | 54        | 279        | 35        | 64.8        | 12        | 47        | 87.0        |
| 5)         | Atlanta           | 63        | 327        | 39        | 61.9        | 19        | 58        | 92.1        |
| 6)         | Green Bay         | 66        | 338        | 40        | 60.6        | 20        | 60        | 90.9        |
| 7)         | Carolina          | 49        | 240        | 29        | 59.2        | 13        | 42        | 85.7        |
| 8)         | Detroit           | 48        | 232        | 26        | 54.2        | 17        | 43        | 89.6        |
| 9)         | New York Giants   | 43        | 200        | 23        | 53.5        | 14        | 37        | 86.0        |
| 10)        | Tampa Bay         | 54        | 252        | 28        | 51.9        | 19        | 47        | 87.0        |
| 11)        | Chicago           | 49        | 216        | 25        | 51.0        | 14        | 39        | 79.6        |
| 12)        | Philadelphia      | 55        | 256        | 27        | 49.1        | 22        | 49        | 89.1        |
| 13)        | Los Angeles       | 34        | 151        | 16        | 47.1        | 13        | 29        | 85.3        |
| 14)        | Seattle           | 56        | 248        | 26        | 46.4        | 24        | 50        | 89.3        |
| 15)        | Minnesota         | 50        | 206        | 23        | 46.0        | 17        | 40        | 80.0        |
| <b>16)</b> | <b>Washington</b> | <b>61</b> | <b>264</b> | <b>28</b> | <b>45.9</b> | <b>24</b> | <b>52</b> | <b>85.2</b> |

**NFC / OPPONENTS/DEFENSE INSIDE THE 20**

| Rank       | Team              | Poss      | Pts        | TD        | TD%         | FG        | Score     | Score%      |
|------------|-------------------|-----------|------------|-----------|-------------|-----------|-----------|-------------|
| 1)         | New York Giants   | 43        | 172        | 17        | 39.5        | 18        | 35        | 81.4        |
| 2)         | Carolina          | 55        | 245        | 24        | 43.6        | 26        | 50        | 90.9        |
| 3)         | Philadelphia      | 51        | 216        | 23        | 45.1        | 19        | 42        | 82.4        |
| 4)         | Chicago           | 59        | 279        | 31        | 52.5        | 22        | 53        | 89.8        |
| 5)         | Dallas            | 54        | 253        | 29        | 53.7        | 19        | 48        | 88.9        |
| 6)         | Minnesota         | 44        | 212        | 24        | 54.5        | 15        | 39        | 88.6        |
| 7)         | Arizona           | 45        | 212        | 25        | 55.6        | 13        | 38        | 84.4        |
| 8)         | Seattle           | 46        | 214        | 26        | 56.5        | 10        | 36        | 78.3        |
| 9)         | New Orleans       | 56        | 275        | 32        | 57.1        | 17        | 49        | 87.5        |
| 10)        | Tampa Bay         | 50        | 250        | 29        | 58.0        | 16        | 45        | 90.0        |
| <b>11)</b> | <b>Washington</b> | <b>54</b> | <b>264</b> | <b>32</b> | <b>59.3</b> | <b>14</b> | <b>46</b> | <b>85.2</b> |
| 12)        | San Francisco     | 66        | 347        | 41        | 62.1        | 21        | 62        | 93.9        |
| 13)        | Green Bay         | 45        | 236        | 28        | 62.2        | 15        | 43        | 95.6        |
| 14)        | Detroit           | 53        | 283        | 36        | 67.9        | 11        | 47        | 88.7        |
| 15)        | Los Angeles       | 52        | 289        | 37        | 71.2        | 11        | 48        | 92.3        |
| 16)        | Atlanta           | 55        | 312        | 40        | 72.7        | 11        | 51        | 92.7        |

**WEEK 17 / THROUGH SUNDAY, JANUARY 1, 2017**

**NFL / TEAM/OFFENSE INSIDE THE 20**

| Rank       | Team              | Poss      | Pts        | TD        | TD%         | FG        | Score     | Score%      |
|------------|-------------------|-----------|------------|-----------|-------------|-----------|-----------|-------------|
| 1)         | Tennessee         | 50        | 279        | 36        | 72.0        | 11        | 47        | 94.0        |
| 2)         | San Francisco     | 44        | 241        | 30        | 68.2        | 10        | 40        | 90.9        |
| 3)         | Dallas            | 57        | 312        | 38        | 66.7        | 16        | 54        | 94.7        |
| 4)         | New Orleans       | 68        | 365        | 45        | 66.2        | 17        | 62        | 91.2        |
| 5)         | Indianapolis      | 53        | 277        | 35        | 66.0        | 10        | 45        | 84.9        |
| 6t)        | Arizona           | 54        | 279        | 35        | 64.8        | 12        | 47        | 87.0        |
| 6t)        | Buffalo           | 54        | 285        | 35        | 64.8        | 13        | 48        | 88.9        |
| 8)         | New England       | 60        | 312        | 38        | 63.3        | 16        | 54        | 90.0        |
| 9)         | Atlanta           | 63        | 327        | 39        | 61.9        | 19        | 58        | 92.1        |
| 10)        | Green Bay         | 66        | 338        | 40        | 60.6        | 20        | 60        | 90.9        |
| 11)        | Jacksonville      | 40        | 195        | 24        | 60.0        | 9         | 33        | 82.5        |
| 12t)       | Carolina          | 49        | 240        | 29        | 59.2        | 13        | 42        | 85.7        |
| 12t)       | Pittsburgh        | 49        | 235        | 29        | 59.2        | 12        | 41        | 83.7        |
| 14)        | Oakland           | 56        | 278        | 32        | 57.1        | 18        | 50        | 89.3        |
| 15)        | Miami             | 47        | 222        | 26        | 55.3        | 14        | 40        | 85.1        |
| 16)        | Cleveland         | 44        | 205        | 24        | 54.5        | 13        | 37        | 84.1        |
| 17)        | Detroit           | 48        | 232        | 26        | 54.2        | 17        | 43        | 89.6        |
| 18)        | Cincinnati        | 54        | 257        | 29        | 53.7        | 20        | 49        | 90.7        |
| 19)        | New York Giants   | 43        | 200        | 23        | 53.5        | 14        | 37        | 86.0        |
| 20)        | Baltimore         | 46        | 209        | 24        | 52.2        | 13        | 37        | 80.4        |
| 21)        | Tampa Bay         | 54        | 252        | 28        | 51.9        | 19        | 47        | 87.0        |
| 22)        | San Diego         | 62        | 285        | 32        | 51.6        | 22        | 54        | 87.1        |
| 23)        | Chicago           | 49        | 216        | 25        | 51.0        | 14        | 39        | 79.6        |
| 24)        | Philadelphia      | 55        | 256        | 27        | 49.1        | 22        | 49        | 89.1        |
| 25)        | Los Angeles       | 34        | 151        | 16        | 47.1        | 13        | 29        | 85.3        |
| 26)        | Denver            | 47        | 209        | 22        | 46.8        | 19        | 41        | 87.2        |
| 27)        | Seattle           | 56        | 248        | 26        | 46.4        | 24        | 50        | 89.3        |
| 28)        | Minnesota         | 50        | 206        | 23        | 46.0        | 17        | 40        | 80.0        |
| <b>29)</b> | <b>Washington</b> | <b>61</b> | <b>264</b> | <b>28</b> | <b>45.9</b> | <b>24</b> | <b>52</b> | <b>85.2</b> |
| 30)        | Kansas City       | 55        | 235        | 25        | 45.5        | 21        | 46        | 83.6        |
| 31)        | Houston           | 44        | 191        | 18        | 40.9        | 22        | 40        | 90.9        |
| 32)        | New York Jets     | 54        | 197        | 19        | 35.2        | 22        | 41        | 75.9        |

**NFL / OPPONENTS/DEFENSE INSIDE THE 20**

| Rank       | Team              | Poss      | Pts        | TD        | TD%         | FG        | Score     | Score%      |
|------------|-------------------|-----------|------------|-----------|-------------|-----------|-----------|-------------|
| 1)         | New York Giants   | 43        | 172        | 17        | 39.5        | 18        | 35        | 81.4        |
| 2)         | Carolina          | 55        | 245        | 24        | 43.6        | 26        | 50        | 90.9        |
| 3)         | Philadelphia      | 51        | 216        | 23        | 45.1        | 19        | 42        | 82.4        |
| 4)         | Pittsburgh        | 57        | 238        | 26        | 45.6        | 19        | 45        | 78.9        |
| 5)         | Kansas City       | 53        | 227        | 26        | 49.1        | 16        | 42        | 79.2        |
| 6)         | Indianapolis      | 50        | 228        | 25        | 50.0        | 20        | 45        | 90.0        |
| 7)         | Cincinnati        | 49        | 221        | 25        | 51.0        | 17        | 42        | 85.7        |
| 8t)        | Houston           | 44        | 213        | 23        | 52.3        | 17        | 40        | 90.9        |
| 8t)        | New England       | 44        | 198        | 23        | 52.3        | 13        | 36        | 81.8        |
| 10)        | Denver            | 42        | 207        | 22        | 52.4        | 18        | 40        | 95.2        |
| 11)        | Chicago           | 59        | 279        | 31        | 52.5        | 22        | 53        | 89.8        |
| 12)        | Buffalo           | 57        | 267        | 30        | 52.6        | 19        | 49        | 86.0        |
| 13)        | Tennessee         | 55        | 251        | 29        | 52.7        | 17        | 46        | 83.6        |
| 14)        | Dallas            | 54        | 253        | 29        | 53.7        | 19        | 48        | 88.9        |
| 15t)       | Jacksonville      | 55        | 265        | 30        | 54.5        | 19        | 49        | 89.1        |
| 15t)       | Minnesota         | 44        | 212        | 24        | 54.5        | 15        | 39        | 88.6        |
| 15t)       | San Diego         | 66        | 315        | 36        | 54.5        | 21        | 57        | 86.4        |
| 18)        | Baltimore         | 47        | 221        | 26        | 55.3        | 14        | 40        | 85.1        |
| 19)        | Arizona           | 45        | 212        | 25        | 55.6        | 13        | 38        | 84.4        |
| 20)        | Seattle           | 46        | 214        | 26        | 56.5        | 10        | 36        | 78.3        |
| 21t)       | Miami             | 51        | 240        | 29        | 56.9        | 12        | 41        | 80.4        |
| 21t)       | New York Jets     | 51        | 250        | 29        | 56.9        | 16        | 45        | 88.2        |
| 23)        | New Orleans       | 56        | 275        | 32        | 57.1        | 17        | 49        | 87.5        |
| 24)        | Oakland           | 57        | 277        | 33        | 57.9        | 16        | 49        | 86.0        |
| 25)        | Tampa Bay         | 50        | 250        | 29        | 58.0        | 16        | 45        | 90.0        |
| <b>26)</b> | <b>Washington</b> | <b>54</b> | <b>264</b> | <b>32</b> | <b>59.3</b> | <b>14</b> | <b>46</b> | <b>85.2</b> |
| 27)        | San Francisco     | 66        | 347        | 41        | 62.1        | 21        | 62        | 93.9        |
| 28)        | Green Bay         | 45        | 236        | 28        | 62.2        | 15        | 43        | 95.6        |
| 29)        | Cleveland         | 60        | 321        | 40        | 66.7        | 14        | 54        | 90.0        |
| 30)        | Detroit           | 53        | 283        | 36        | 67.9        | 11        | 47        | 88.7        |
| 31)        | Los Angeles       | 52        | 289        | 37        | 71.2        | 11        | 48        | 92.3        |
| 32)        | Atlanta           | 55        | 312        | 40        | 72.7        | 11        | 51        | 92.7        |

**WEEK 17 / THROUGH SUNDAY, JANUARY 1, 2017**

**AFC / OFFENSE/TEAMS: FIRST DOWNS, THIRD DOWNS, FOURTH DOWNS**

| Rank | Team          | FIRST DOWNS |             |             |            | THIRD DOWNS |             |             | FOURTH DOWNS |            |             |
|------|---------------|-------------|-------------|-------------|------------|-------------|-------------|-------------|--------------|------------|-------------|
|      |               | Total       | Rush        | Pass        | Pen        | Made        | Att         | Pct         | Made         | Att        | Pct         |
| 1t)  | Indianapolis  | 351         | 93          | 220         | 38         | 87          | 202         | 43.1        | 8            | 18         | 44.4        |
| 1t)  | New England   | 351         | 109         | 203         | 39         | 104         | 227         | 45.8        | 8            | 12         | 66.7        |
| 3)   | Cincinnati    | 341         | 100         | 204         | 37         | 82          | 210         | 39.0        | 7            | 9          | 77.8        |
| 4)   | San Diego     | 340         | 90          | 214         | 36         | 85          | 200         | 42.5        | 6            | 12         | 50.0        |
| 5)   | Pittsburgh    | 336         | 97          | 210         | 29         | 83          | 202         | 41.1        | 9            | 16         | 56.3        |
| 6)   | Oakland       | 334         | 98          | 198         | 38         | 83          | 218         | 38.1        | 6            | 13         | 46.2        |
| 7)   | Buffalo       | 328         | 146         | 155         | 27         | 86          | 210         | 41.0        | 8            | 15         | 53.3        |
| 8)   | Tennessee     | 322         | 115         | 175         | 32         | 100         | 217         | 46.1        | 4            | 11         | 36.4        |
| 9)   | Jacksonville  | 321         | 75          | 207         | 39         | 78          | 221         | 35.3        | 7            | 16         | 43.8        |
| 10)  | Baltimore     | 316         | 79          | 205         | 32         | 86          | 233         | 36.9        | 8            | 19         | 42.1        |
| 11t) | Houston       | 305         | 102         | 173         | 30         | 87          | 233         | 37.3        | 9            | 23         | 39.1        |
| 11t) | Kansas City   | 305         | 86          | 197         | 22         | 81          | 213         | 38.0        | 10           | 14         | 71.4        |
| 13)  | Cleveland     | 296         | 83          | 181         | 32         | 77          | 212         | 36.3        | 13           | 18         | 72.2        |
| 14)  | New York Jets | 291         | 97          | 166         | 28         | 76          | 210         | 36.2        | 8            | 19         | 42.1        |
| 15)  | Denver        | 290         | 76          | 181         | 33         | 75          | 219         | 34.2        | 9            | 17         | 52.9        |
| 16)  | Miami         | 278         | 90          | 167         | 21         | 69          | 188         | 36.7        | 0            | 4          | 0.0         |
|      | <b>Totals</b> | <b>5105</b> | <b>1536</b> | <b>3056</b> | <b>513</b> | <b>1339</b> | <b>3415</b> | <b>39.2</b> | <b>120</b>   | <b>236</b> | <b>50.8</b> |

**AFC / DEFENSE/OPPONENTS: FIRST DOWNS, THIRD DOWNS, FOURTH DOWNS**

| Rank | Team          | FIRST DOWNS |             |             |            | THIRD DOWNS |             |             | FOURTH DOWNS |            |             |
|------|---------------|-------------|-------------|-------------|------------|-------------|-------------|-------------|--------------|------------|-------------|
|      |               | Total       | Rush        | Pass        | Pen        | Made        | Att         | Pct         | Made         | Att        | Pct         |
| 1)   | Houston       | 272         | 87          | 157         | 28         | 82          | 213         | 38.5        | 3            | 13         | 23.1        |
| 2t)  | Baltimore     | 294         | 74          | 190         | 30         | 75          | 214         | 35.0        | 11           | 16         | 68.8        |
| 2t)  | New England   | 294         | 81          | 190         | 23         | 76          | 206         | 36.9        | 7            | 18         | 38.9        |
| 4)   | Jacksonville  | 305         | 93          | 174         | 38         | 83          | 224         | 37.1        | 6            | 13         | 46.2        |
| 5)   | Denver        | 306         | 101         | 169         | 36         | 86          | 236         | 36.4        | 6            | 16         | 37.5        |
| 6)   | Pittsburgh    | 313         | 95          | 184         | 34         | 88          | 214         | 41.1        | 11           | 21         | 52.4        |
| 7t)  | New York Jets | 318         | 86          | 203         | 29         | 84          | 210         | 40.0        | 2            | 10         | 20.0        |
| 7t)  | Oakland       | 318         | 94          | 188         | 36         | 78          | 198         | 39.4        | 4            | 15         | 26.7        |
| 9)   | Tennessee     | 324         | 70          | 227         | 27         | 77          | 210         | 36.7        | 12           | 22         | 54.5        |
| 10)  | Cincinnati    | 327         | 95          | 196         | 36         | 86          | 217         | 39.6        | 9            | 19         | 47.4        |
| 11)  | San Diego     | 330         | 98          | 204         | 28         | 83          | 208         | 39.9        | 11           | 16         | 68.8        |
| 12)  | Buffalo       | 338         | 122         | 183         | 33         | 82          | 205         | 40.0        | 4            | 14         | 28.6        |
| 13)  | Kansas City   | 342         | 102         | 209         | 31         | 96          | 222         | 43.2        | 10           | 20         | 50.0        |
| 14)  | Miami         | 349         | 109         | 199         | 41         | 77          | 213         | 36.2        | 9            | 16         | 56.3        |
| 15)  | Indianapolis  | 353         | 93          | 225         | 35         | 80          | 193         | 41.5        | 3            | 8          | 37.5        |
| 16)  | Cleveland     | 364         | 121         | 220         | 23         | 93          | 206         | 45.1        | 9            | 12         | 75.0        |
|      | <b>Totals</b> | <b>5147</b> | <b>1521</b> | <b>3118</b> | <b>508</b> | <b>1326</b> | <b>3389</b> | <b>39.1</b> | <b>117</b>   | <b>249</b> | <b>47.0</b> |

**WEEK 17 / THROUGH SUNDAY, JANUARY 1, 2017**

**NFC / OFFENSE/TEAMS: FIRST DOWNS, THIRD DOWNS, FOURTH DOWNS**

| Rank      | Team              | FIRST DOWNS |             |             |            | THIRD DOWNS |             |             | FOURTH DOWNS |            |             |
|-----------|-------------------|-------------|-------------|-------------|------------|-------------|-------------|-------------|--------------|------------|-------------|
|           |                   | Total       | Rush        | Pass        | Pen        | Made        | Att         | Pct         | Made         | Att        | Pct         |
| 1)        | New Orleans       | 395         | 105         | 265         | 25         | 107         | 220         | 48.6        | 13           | 15         | 86.7        |
| 2)        | Atlanta           | 379         | 108         | 239         | 32         | 75          | 178         | 42.1        | 8            | 14         | 57.1        |
| 3)        | Arizona           | 368         | 97          | 229         | 42         | 87          | 214         | 40.7        | 5            | 10         | 50.0        |
| 4)        | Dallas            | 358         | 142         | 191         | 25         | 80          | 189         | 42.3        | 8            | 9          | 88.9        |
| 5)        | Green Bay         | 349         | 91          | 222         | 36         | 98          | 210         | 46.7        | 7            | 17         | 41.2        |
| <b>6)</b> | <b>Washington</b> | <b>345</b>  | <b>89</b>   | <b>226</b>  | <b>30</b>  | <b>90</b>   | <b>199</b>  | <b>45.2</b> | <b>7</b>     | <b>14</b>  | <b>50.0</b> |
| 7)        | Tampa Bay         | 340         | 80          | 220         | 40         | 94          | 214         | 43.9        | 4            | 9          | 44.4        |
| 8)        | Philadelphia      | 333         | 114         | 192         | 27         | 85          | 224         | 37.9        | 13           | 27         | 48.1        |
| 9)        | Detroit           | 329         | 76          | 217         | 36         | 83          | 195         | 42.6        | 7            | 10         | 70.0        |
| 10)       | Chicago           | 324         | 93          | 212         | 19         | 70          | 185         | 37.8        | 4            | 14         | 28.6        |
| 11)       | Carolina          | 318         | 99          | 194         | 25         | 83          | 223         | 37.2        | 11           | 17         | 64.7        |
| 12)       | Seattle           | 313         | 85          | 203         | 25         | 79          | 207         | 38.2        | 4            | 11         | 36.4        |
| 13)       | Minnesota         | 303         | 66          | 209         | 28         | 81          | 213         | 38.0        | 8            | 18         | 44.4        |
| 14)       | New York Giants   | 289         | 73          | 190         | 26         | 78          | 219         | 35.6        | 9            | 19         | 47.4        |
| 15)       | San Francisco     | 287         | 116         | 152         | 19         | 78          | 222         | 35.1        | 10           | 19         | 52.6        |
| 16)       | Los Angeles       | 245         | 68          | 151         | 26         | 67          | 213         | 31.5        | 8            | 20         | 40.0        |
|           | <b>Totals</b>     | <b>5275</b> | <b>1502</b> | <b>3312</b> | <b>461</b> | <b>1335</b> | <b>3325</b> | <b>40.2</b> | <b>126</b>   | <b>243</b> | <b>51.9</b> |

**NFC / DEFENSE/OPPONENTS: FIRST DOWNS, THIRD DOWNS, FOURTH DOWNS**

| Rank       | Team              | FIRST DOWNS |             |             |            | THIRD DOWNS |             |             | FOURTH DOWNS |            |             |
|------------|-------------------|-------------|-------------|-------------|------------|-------------|-------------|-------------|--------------|------------|-------------|
|            |                   | Total       | Rush        | Pass        | Pen        | Made        | Att         | Pct         | Made         | Att        | Pct         |
| 1)         | Arizona           | 293         | 90          | 175         | 28         | 85          | 219         | 38.8        | 7            | 15         | 46.7        |
| 2)         | New York Giants   | 298         | 82          | 191         | 25         | 84          | 238         | 35.3        | 7            | 14         | 50.0        |
| 3)         | Philadelphia      | 300         | 89          | 177         | 34         | 82          | 205         | 40.0        | 8            | 18         | 44.4        |
| 4)         | Minnesota         | 304         | 87          | 186         | 31         | 80          | 206         | 38.8        | 3            | 14         | 21.4        |
| 5)         | Seattle           | 307         | 94          | 180         | 33         | 82          | 212         | 38.7        | 6            | 20         | 30.0        |
| 6)         | Chicago           | 322         | 99          | 188         | 35         | 85          | 210         | 40.5        | 10           | 14         | 71.4        |
| 7)         | Los Angeles       | 325         | 91          | 194         | 40         | 82          | 220         | 37.3        | 12           | 14         | 85.7        |
| 8)         | Tampa Bay         | 326         | 102         | 203         | 21         | 67          | 195         | 34.4        | 8            | 10         | 80.0        |
| 9t)        | Carolina          | 329         | 90          | 223         | 16         | 80          | 211         | 37.9        | 9            | 13         | 69.2        |
| 9t)        | Green Bay         | 329         | 80          | 227         | 22         | 82          | 199         | 41.2        | 12           | 18         | 66.7        |
| 11)        | Dallas            | 330         | 79          | 226         | 25         | 77          | 197         | 39.1        | 9            | 14         | 64.3        |
| 12)        | Detroit           | 333         | 99          | 206         | 28         | 90          | 198         | 45.5        | 3            | 8          | 37.5        |
| 13)        | New Orleans       | 353         | 91          | 230         | 32         | 84          | 194         | 43.3        | 4            | 10         | 40.0        |
| 14t)       | Atlanta           | 358         | 95          | 232         | 31         | 89          | 213         | 41.8        | 18           | 25         | 72.0        |
| 14t)       | San Francisco     | 358         | 140         | 187         | 31         | 102         | 226         | 45.1        | 4            | 7          | 57.1        |
| <b>16)</b> | <b>Washington</b> | <b>368</b>  | <b>109</b>  | <b>225</b>  | <b>34</b>  | <b>97</b>   | <b>208</b>  | <b>46.6</b> | <b>9</b>     | <b>16</b>  | <b>56.3</b> |
|            | <b>Totals</b>     | <b>5233</b> | <b>1517</b> | <b>3250</b> | <b>466</b> | <b>1348</b> | <b>3351</b> | <b>40.2</b> | <b>129</b>   | <b>230</b> | <b>56.1</b> |

WEEK 17 / THROUGH SUNDAY, JANUARY 1, 2017

NFL / OFFENSE/TEAMS: FIRST DOWNS, THIRD DOWNS, FOURTH DOWNS

| Rank      | Team              | FIRST DOWNS  |             |             |            | THIRD DOWNS |             |             | FOURTH DOWNS |            |             |
|-----------|-------------------|--------------|-------------|-------------|------------|-------------|-------------|-------------|--------------|------------|-------------|
|           |                   | Total        | Rush        | Pass        | Pen        | Made        | Att         | Pct         | Made         | Att        | Pct         |
| 1)        | New Orleans       | 395          | 105         | 265         | 25         | 107         | 220         | 48.6        | 13           | 15         | 86.7        |
| 2)        | Atlanta           | 379          | 108         | 239         | 32         | 75          | 178         | 42.1        | 8            | 14         | 57.1        |
| 3)        | Arizona           | 368          | 97          | 229         | 42         | 87          | 214         | 40.7        | 5            | 10         | 50.0        |
| 4)        | Dallas            | 358          | 142         | 191         | 25         | 80          | 189         | 42.3        | 8            | 9          | 88.9        |
| 5t)       | Indianapolis      | 351          | 93          | 220         | 38         | 87          | 202         | 43.1        | 8            | 18         | 44.4        |
| 5t)       | New England       | 351          | 109         | 203         | 39         | 104         | 227         | 45.8        | 8            | 12         | 66.7        |
| 7)        | Green Bay         | 349          | 91          | 222         | 36         | 98          | 210         | 46.7        | 7            | 17         | 41.2        |
| <b>8)</b> | <b>Washington</b> | <b>345</b>   | <b>89</b>   | <b>226</b>  | <b>30</b>  | <b>90</b>   | <b>199</b>  | <b>45.2</b> | <b>7</b>     | <b>14</b>  | <b>50.0</b> |
| 9)        | Cincinnati        | 341          | 100         | 204         | 37         | 82          | 210         | 39.0        | 7            | 9          | 77.8        |
| 10t)      | San Diego         | 340          | 90          | 214         | 36         | 85          | 200         | 42.5        | 6            | 12         | 50.0        |
| 10t)      | Tampa Bay         | 340          | 80          | 220         | 40         | 94          | 214         | 43.9        | 4            | 9          | 44.4        |
| 12)       | Pittsburgh        | 336          | 97          | 210         | 29         | 83          | 202         | 41.1        | 9            | 16         | 56.3        |
| 13)       | Oakland           | 334          | 98          | 198         | 38         | 83          | 218         | 38.1        | 6            | 13         | 46.2        |
| 14)       | Philadelphia      | 333          | 114         | 192         | 27         | 85          | 224         | 37.9        | 13           | 27         | 48.1        |
| 15)       | Detroit           | 329          | 76          | 217         | 36         | 83          | 195         | 42.6        | 7            | 10         | 70.0        |
| 16)       | Buffalo           | 328          | 146         | 155         | 27         | 86          | 210         | 41.0        | 8            | 15         | 53.3        |
| 17)       | Chicago           | 324          | 93          | 212         | 19         | 70          | 185         | 37.8        | 4            | 14         | 28.6        |
| 18)       | Tennessee         | 322          | 115         | 175         | 32         | 100         | 217         | 46.1        | 4            | 11         | 36.4        |
| 19)       | Jacksonville      | 321          | 75          | 207         | 39         | 78          | 221         | 35.3        | 7            | 16         | 43.8        |
| 20)       | Carolina          | 318          | 99          | 194         | 25         | 83          | 223         | 37.2        | 11           | 17         | 64.7        |
| 21)       | Baltimore         | 316          | 79          | 205         | 32         | 86          | 233         | 36.9        | 8            | 19         | 42.1        |
| 22)       | Seattle           | 313          | 85          | 203         | 25         | 79          | 207         | 38.2        | 4            | 11         | 36.4        |
| 23t)      | Houston           | 305          | 102         | 173         | 30         | 87          | 233         | 37.3        | 9            | 23         | 39.1        |
| 23t)      | Kansas City       | 305          | 86          | 197         | 22         | 81          | 213         | 38.0        | 10           | 14         | 71.4        |
| 25)       | Minnesota         | 303          | 66          | 209         | 28         | 81          | 213         | 38.0        | 8            | 18         | 44.4        |
| 26)       | Cleveland         | 296          | 83          | 181         | 32         | 77          | 212         | 36.3        | 13           | 18         | 72.2        |
| 27)       | New York Jets     | 291          | 97          | 166         | 28         | 76          | 210         | 36.2        | 8            | 19         | 42.1        |
| 28)       | Denver            | 290          | 76          | 181         | 33         | 75          | 219         | 34.2        | 9            | 17         | 52.9        |
| 29)       | New York Giants   | 289          | 73          | 190         | 26         | 78          | 219         | 35.6        | 9            | 19         | 47.4        |
| 30)       | San Francisco     | 287          | 116         | 152         | 19         | 78          | 222         | 35.1        | 10           | 19         | 52.6        |
| 31)       | Miami             | 278          | 90          | 167         | 21         | 69          | 188         | 36.7        | 0            | 4          | 0.0         |
| 32)       | Los Angeles       | 245          | 68          | 151         | 26         | 67          | 213         | 31.5        | 8            | 20         | 40.0        |
|           | <b>Totals</b>     | <b>10380</b> | <b>3038</b> | <b>6368</b> | <b>974</b> | <b>2674</b> | <b>6740</b> | <b>39.7</b> | <b>246</b>   | <b>479</b> | <b>51.4</b> |

NFL / DEFENSE/OPPONENTS: FIRST DOWNS, THIRD DOWNS, FOURTH DOWNS

| Rank       | Team              | FIRST DOWNS  |             |             |            | THIRD DOWNS |             |             | FOURTH DOWNS |            |             |
|------------|-------------------|--------------|-------------|-------------|------------|-------------|-------------|-------------|--------------|------------|-------------|
|            |                   | Total        | Rush        | Pass        | Pen        | Made        | Att         | Pct         | Made         | Att        | Pct         |
| 1)         | Houston           | 272          | 87          | 157         | 28         | 82          | 213         | 38.5        | 3            | 13         | 23.1        |
| 2)         | Arizona           | 293          | 90          | 175         | 28         | 85          | 219         | 38.8        | 7            | 15         | 46.7        |
| 3t)        | Baltimore         | 294          | 74          | 190         | 30         | 75          | 214         | 35.0        | 11           | 16         | 68.8        |
| 3t)        | New England       | 294          | 81          | 190         | 23         | 76          | 206         | 36.9        | 7            | 18         | 38.9        |
| 5)         | New York Giants   | 298          | 82          | 191         | 25         | 84          | 238         | 35.3        | 7            | 14         | 50.0        |
| 6)         | Philadelphia      | 300          | 89          | 177         | 34         | 82          | 205         | 40.0        | 8            | 18         | 44.4        |
| 7)         | Minnesota         | 304          | 87          | 186         | 31         | 80          | 206         | 38.8        | 3            | 14         | 21.4        |
| 8)         | Jacksonville      | 305          | 93          | 174         | 38         | 83          | 224         | 37.1        | 6            | 13         | 46.2        |
| 9)         | Denver            | 306          | 101         | 169         | 36         | 86          | 236         | 36.4        | 6            | 16         | 37.5        |
| 10)        | Seattle           | 307          | 94          | 180         | 33         | 82          | 212         | 38.7        | 6            | 20         | 30.0        |
| 11)        | Pittsburgh        | 313          | 95          | 184         | 34         | 88          | 214         | 41.1        | 11           | 21         | 52.4        |
| 12t)       | New York Jets     | 318          | 86          | 203         | 29         | 84          | 210         | 40.0        | 2            | 10         | 20.0        |
| 12t)       | Oakland           | 318          | 94          | 188         | 36         | 78          | 198         | 39.4        | 4            | 15         | 26.7        |
| 14)        | Chicago           | 322          | 99          | 188         | 35         | 85          | 210         | 40.5        | 10           | 14         | 71.4        |
| 15)        | Tennessee         | 324          | 70          | 227         | 27         | 77          | 210         | 36.7        | 12           | 22         | 54.5        |
| 16)        | Los Angeles       | 325          | 91          | 194         | 40         | 82          | 220         | 37.3        | 12           | 14         | 85.7        |
| 17)        | Tampa Bay         | 326          | 102         | 203         | 21         | 67          | 195         | 34.4        | 8            | 10         | 80.0        |
| 18)        | Cincinnati        | 327          | 95          | 196         | 36         | 86          | 217         | 39.6        | 9            | 19         | 47.4        |
| 19t)       | Carolina          | 329          | 90          | 223         | 16         | 80          | 211         | 37.9        | 9            | 13         | 69.2        |
| 19t)       | Green Bay         | 329          | 80          | 227         | 22         | 82          | 199         | 41.2        | 12           | 18         | 66.7        |
| 21t)       | San Diego         | 330          | 98          | 204         | 28         | 83          | 208         | 39.9        | 11           | 16         | 68.8        |
| 21t)       | Dallas            | 330          | 79          | 226         | 25         | 77          | 197         | 39.1        | 9            | 14         | 64.3        |
| 23)        | Detroit           | 333          | 99          | 206         | 28         | 90          | 198         | 45.5        | 3            | 8          | 37.5        |
| 24)        | Buffalo           | 338          | 122         | 183         | 33         | 82          | 205         | 40.0        | 4            | 14         | 28.6        |
| 25)        | Kansas City       | 342          | 102         | 209         | 31         | 96          | 222         | 43.2        | 10           | 20         | 50.0        |
| 26)        | Miami             | 349          | 109         | 199         | 41         | 77          | 213         | 36.2        | 9            | 16         | 56.3        |
| 27t)       | Indianapolis      | 353          | 93          | 225         | 35         | 80          | 193         | 41.5        | 3            | 8          | 37.5        |
| 27t)       | New Orleans       | 353          | 91          | 230         | 32         | 84          | 194         | 43.3        | 4            | 10         | 40.0        |
| 29t)       | Atlanta           | 358          | 95          | 232         | 31         | 89          | 213         | 41.8        | 18           | 25         | 72.0        |
| 29t)       | San Francisco     | 358          | 140         | 187         | 31         | 102         | 226         | 45.1        | 4            | 7          | 57.1        |
| 31)        | Cleveland         | 364          | 121         | 220         | 23         | 93          | 206         | 45.1        | 9            | 12         | 75.0        |
| <b>32)</b> | <b>Washington</b> | <b>368</b>   | <b>109</b>  | <b>225</b>  | <b>34</b>  | <b>97</b>   | <b>208</b>  | <b>46.6</b> | <b>9</b>     | <b>16</b>  | <b>56.3</b> |
|            | <b>Totals</b>     | <b>10380</b> | <b>3038</b> | <b>6368</b> | <b>974</b> | <b>2674</b> | <b>6740</b> | <b>39.7</b> | <b>246</b>   | <b>479</b> | <b>51.4</b> |

**WEEK 17 / THROUGH SUNDAY, JANUARY 1, 2017**

**AFC / FIRST-DOWN PLAYS BY TEAMS**

| <b>Rank</b> | <b>Team</b>   | <b>Yds/Play</b> | <b>Plays</b> | <b>Yards</b> |
|-------------|---------------|-----------------|--------------|--------------|
| 1)          | New England   | 5.73            | 471          | 2700         |
| 2)          | Miami         | 5.73            | 414          | 2372         |
| 3)          | Kansas City   | 5.71            | 438          | 2500         |
| 4)          | Buffalo       | 5.63            | 449          | 2530         |
| 5)          | Indianapolis  | 5.55            | 473          | 2626         |
| 6)          | Oakland       | 5.50            | 466          | 2565         |
| 7)          | San Diego     | 5.49            | 464          | 2546         |
| 8)          | Tennessee     | 5.32            | 447          | 2380         |
| 9)          | Baltimore     | 5.31            | 467          | 2478         |
| 10)         | Jacksonville  | 5.15            | 463          | 2384         |
| 11)         | Pittsburgh    | 5.07            | 461          | 2336         |
| 12)         | New York Jets | 5.03            | 435          | 2186         |
| 13)         | Cleveland     | 4.95            | 438          | 2167         |
| 14)         | Denver        | 4.89            | 441          | 2155         |
| 15)         | Cincinnati    | 4.89            | 464          | 2267         |
| 16)         | Houston       | 4.54            | 461          | 2095         |
|             | <b>TOTAL</b>  | <b>5.28</b>     | <b>7252</b>  | <b>38287</b> |

**AFC / FIRST-DOWN PLAYS BY OPPONENTS**

| <b>Rank</b> | <b>Team</b>   | <b>Yds/Play</b> | <b>Plays</b> | <b>Yards</b> |
|-------------|---------------|-----------------|--------------|--------------|
| 1)          | Jacksonville  | 4.70            | 444          | 2085         |
| 2)          | Baltimore     | 4.99            | 434          | 2167         |
| 3)          | Denver        | 5.01            | 460          | 2304         |
| 4)          | Pittsburgh    | 5.05            | 440          | 2222         |
| 5)          | Houston       | 5.09            | 411          | 2091         |
| 6)          | New England   | 5.10            | 436          | 2224         |
| 7)          | Kansas City   | 5.12            | 473          | 2420         |
| 8)          | Cincinnati    | 5.28            | 456          | 2407         |
| 9)          | San Diego     | 5.42            | 466          | 2526         |
| 10)         | Cleveland     | 5.43            | 479          | 2603         |
| 11)         | New York Jets | 5.45            | 449          | 2446         |
| 12)         | Tennessee     | 5.46            | 455          | 2484         |
| 13)         | Miami         | 5.46            | 491          | 2683         |
| 14)         | Buffalo       | 5.56            | 464          | 2581         |
| 15)         | Indianapolis  | 5.96            | 477          | 2841         |
| 16)         | Oakland       | 6.21            | 452          | 2808         |
|             | <b>TOTAL</b>  | <b>5.34</b>     | <b>7287</b>  | <b>38892</b> |



**WEEK 17 / THROUGH SUNDAY, JANUARY 1, 2017**

**NFC / FIRST-DOWN PLAYS BY TEAMS**

| <b>Rank</b> | <b>Team</b>       | <b>Yds/Play</b> | <b>Plays</b> | <b>Yards</b> |
|-------------|-------------------|-----------------|--------------|--------------|
| 1)          | Atlanta           | 7.58            | 487          | 3690         |
| 2)          | Chicago           | 6.70            | 458          | 3070         |
| 3)          | New Orleans       | 6.40            | 507          | 3245         |
| 4)          | Arizona           | 5.86            | 500          | 2928         |
| <b>5)</b>   | <b>Washington</b> | <b>5.83</b>     | <b>465</b>   | <b>2711</b>  |
| 6)          | Seattle           | 5.73            | 454          | 2601         |
| 7t)         | Dallas            | 5.63            | 471          | 2653         |
| 7t)         | Carolina          | 5.63            | 471          | 2653         |
| 9)          | Green Bay         | 5.52            | 461          | 2546         |
| 10)         | San Francisco     | 5.51            | 433          | 2385         |
| 11)         | Philadelphia      | 5.32            | 475          | 2528         |
| 12)         | Minnesota         | 5.15            | 436          | 2246         |
| 13)         | Detroit           | 5.08            | 440          | 2236         |
| 14)         | New York Giants   | 4.84            | 440          | 2129         |
| 15)         | Tampa Bay         | 4.77            | 475          | 2264         |
| 16)         | Los Angeles       | 4.50            | 408          | 1838         |
|             | <b>TOTAL</b>      | <b>5.65</b>     | <b>7381</b>  | <b>41723</b> |

**NFC / FIRST-DOWN PLAYS BY OPPONENTS**

| <b>Rank</b> | <b>Team</b>       | <b>Yds/Play</b> | <b>Plays</b> | <b>Yards</b> |
|-------------|-------------------|-----------------|--------------|--------------|
| 1)          | Arizona           | 4.91            | 444          | 2178         |
| 2)          | Los Angeles       | 5.06            | 455          | 2302         |
| 3)          | Seattle           | 5.16            | 452          | 2332         |
| 4)          | Chicago           | 5.17            | 443          | 2290         |
| 5)          | Dallas            | 5.18            | 453          | 2345         |
| 6)          | Philadelphia      | 5.23            | 437          | 2287         |
| 7)          | Atlanta           | 5.34            | 474          | 2529         |
| 8)          | Minnesota         | 5.54            | 448          | 2483         |
| <b>9)</b>   | <b>Washington</b> | <b>5.71</b>     | <b>483</b>   | <b>2757</b>  |
| 10)         | New York Giants   | 5.72            | 459          | 2626         |
| 11)         | Carolina          | 5.85            | 476          | 2786         |
| 12)         | San Francisco     | 5.91            | 494          | 2920         |
| 13)         | Green Bay         | 6.07            | 451          | 2738         |
| 14)         | Tampa Bay         | 6.17            | 464          | 2864         |
| 15)         | Detroit           | 6.19            | 443          | 2740         |
| 16)         | New Orleans       | 6.26            | 470          | 2941         |
|             | <b>TOTAL</b>      | <b>5.60</b>     | <b>7346</b>  | <b>41118</b> |

**WEEK 17 / THROUGH SUNDAY, JANUARY 1, 2017**

**NFL / FIRST-DOWN PLAYS BY TEAMS**

| Rank      | Team              | Yds/Play    | Plays        | Yards        |
|-----------|-------------------|-------------|--------------|--------------|
| 1)        | Atlanta           | 7.58        | 487          | 3690         |
| 2)        | Chicago           | 6.70        | 458          | 3070         |
| 3)        | New Orleans       | 6.40        | 507          | 3245         |
| 4)        | Arizona           | 5.86        | 500          | 2928         |
| <b>5)</b> | <b>Washington</b> | <b>5.83</b> | <b>465</b>   | <b>2711</b>  |
| 6)        | New England       | 5.73        | 471          | 2700         |
| 7)        | Miami             | 5.73        | 414          | 2372         |
| 8)        | Seattle           | 5.73        | 454          | 2601         |
| 9)        | Kansas City       | 5.71        | 438          | 2500         |
| 10)       | Buffalo           | 5.63        | 449          | 2530         |
| 11t)      | Dallas            | 5.63        | 471          | 2653         |
| 11t)      | Carolina          | 5.63        | 471          | 2653         |
| 13)       | Indianapolis      | 5.55        | 473          | 2626         |
| 14)       | Green Bay         | 5.52        | 461          | 2546         |
| 15)       | San Francisco     | 5.51        | 433          | 2385         |
| 16)       | Oakland           | 5.50        | 466          | 2565         |
| 17)       | San Diego         | 5.49        | 464          | 2546         |
| 18)       | Tennessee         | 5.32        | 447          | 2380         |
| 19)       | Philadelphia      | 5.32        | 475          | 2528         |
| 20)       | Baltimore         | 5.31        | 467          | 2478         |
| 21)       | Minnesota         | 5.15        | 436          | 2246         |
| 22)       | Jacksonville      | 5.15        | 463          | 2384         |
| 23)       | Detroit           | 5.08        | 440          | 2236         |
| 24)       | Pittsburgh        | 5.07        | 461          | 2336         |
| 25)       | New York Jets     | 5.03        | 435          | 2186         |
| 26)       | Cleveland         | 4.95        | 438          | 2167         |
| 27)       | Denver            | 4.89        | 441          | 2155         |
| 28)       | Cincinnati        | 4.89        | 464          | 2267         |
| 29)       | New York Giants   | 4.84        | 440          | 2129         |
| 30)       | Tampa Bay         | 4.77        | 475          | 2264         |
| 31)       | Houston           | 4.54        | 461          | 2095         |
| 32)       | Los Angeles       | 4.50        | 408          | 1838         |
|           | <b>TOTAL</b>      | <b>5.47</b> | <b>14633</b> | <b>80010</b> |

**NFL / FIRST-DOWN PLAYS BY OPPONENTS**

| Rank       | Team              | Yds/Play    | Plays        | Yards        |
|------------|-------------------|-------------|--------------|--------------|
| 1)         | Jacksonville      | 4.70        | 444          | 2085         |
| 2)         | Arizona           | 4.91        | 444          | 2178         |
| 3)         | Baltimore         | 4.99        | 434          | 2167         |
| 4)         | Denver            | 5.01        | 460          | 2304         |
| 5)         | Pittsburgh        | 5.05        | 440          | 2222         |
| 6)         | Los Angeles       | 5.06        | 455          | 2302         |
| 7)         | Houston           | 5.09        | 411          | 2091         |
| 8)         | New England       | 5.10        | 436          | 2224         |
| 9)         | Kansas City       | 5.12        | 473          | 2420         |
| 10)        | Seattle           | 5.16        | 452          | 2332         |
| 11)        | Chicago           | 5.17        | 443          | 2290         |
| 12)        | Dallas            | 5.18        | 453          | 2345         |
| 13)        | Philadelphia      | 5.23        | 437          | 2287         |
| 14)        | Cincinnati        | 5.28        | 456          | 2407         |
| 15)        | Atlanta           | 5.34        | 474          | 2529         |
| 16)        | San Diego         | 5.42        | 466          | 2526         |
| 17)        | Cleveland         | 5.43        | 479          | 2603         |
| 18)        | New York Jets     | 5.45        | 449          | 2446         |
| 19)        | Tennessee         | 5.46        | 455          | 2484         |
| 20)        | Miami             | 5.46        | 491          | 2683         |
| 21)        | Minnesota         | 5.54        | 448          | 2483         |
| 22)        | Buffalo           | 5.56        | 464          | 2581         |
| <b>23)</b> | <b>Washington</b> | <b>5.71</b> | <b>483</b>   | <b>2757</b>  |
| 24)        | New York Giants   | 5.72        | 459          | 2626         |
| 25)        | Carolina          | 5.85        | 476          | 2786         |
| 26)        | San Francisco     | 5.91        | 494          | 2920         |
| 27)        | Indianapolis      | 5.96        | 477          | 2841         |
| 28)        | Green Bay         | 6.07        | 451          | 2738         |
| 29)        | Tampa Bay         | 6.17        | 464          | 2864         |
| 30)        | Detroit           | 6.19        | 443          | 2740         |
| 31)        | Oakland           | 6.21        | 452          | 2808         |
| 32)        | New Orleans       | 6.26        | 470          | 2941         |
|            | <b>TOTAL</b>      | <b>5.47</b> | <b>14633</b> | <b>80010</b> |

**WEEK 17 / THROUGH SUNDAY, JANUARY 1, 2017**

**AFC / KICKOFFS (Receiving Team)**

| Rank | Team          | TotKO       | AdjKO       | TB         | TB%         | EZ         | EZ%         | OB        | I20        | Avg.Start   |
|------|---------------|-------------|-------------|------------|-------------|------------|-------------|-----------|------------|-------------|
| 1)   | Cincinnati    | 76          | 74          | 35         | 47.3        | 52         | 68.4        | 1         | 10         | 26.4        |
| 2)   | Indianapolis  | 91          | 88          | 57         | 64.8        | 71         | 78.0        | 1         | 6          | 26.3        |
| 3)   | Jacksonville  | 93          | 92          | 55         | 59.8        | 69         | 74.2        | 1         | 9          | 25.9        |
| 4)   | New England   | 66          | 61          | 36         | 59.0        | 44         | 66.7        | 0         | 5          | 25.9        |
| 5)   | Miami         | 84          | 82          | 47         | 57.3        | 68         | 81.0        | 0         | 14         | 25.3        |
| 6)   | Kansas City   | 74          | 70          | 30         | 42.9        | 51         | 68.9        | 2         | 14         | 24.9        |
| 7)   | Baltimore     | 71          | 67          | 39         | 58.2        | 54         | 76.1        | 2         | 10         | 24.9        |
| 8)   | Buffalo       | 84          | 83          | 44         | 53.0        | 62         | 73.8        | 0         | 10         | 24.6        |
| 8t)  | Oakland       | 84          | 83          | 55         | 66.3        | 65         | 77.4        | 3         | 8          | 24.6        |
| 10)  | Tennessee     | 86          | 78          | 45         | 57.7        | 50         | 58.1        | 3         | 8          | 24.5        |
| 11)  | Denver        | 74          | 72          | 52         | 72.2        | 65         | 87.8        | 0         | 9          | 24.4        |
| 12)  | New York Jets | 87          | 84          | 41         | 48.8        | 59         | 67.8        | 1         | 12         | 24.2        |
| 13)  | Houston       | 77          | 71          | 44         | 62.0        | 56         | 72.7        | 1         | 11         | 24.2        |
| 14)  | Pittsburgh    | 78          | 76          | 48         | 63.2        | 61         | 78.2        | 1         | 10         | 24.1        |
| 15)  | San Diego     | 93          | 88          | 61         | 69.3        | 72         | 77.4        | 1         | 12         | 23.4        |
| 16)  | Cleveland     | 86          | 86          | 52         | 60.5        | 61         | 70.9        | 0         | 15         | 23.2        |
|      | <b>Totals</b> | <b>1304</b> | <b>1255</b> | <b>741</b> | <b>59.0</b> | <b>960</b> | <b>76.5</b> | <b>17</b> | <b>163</b> | <b>24.8</b> |

**AFC / KICKOFFS (Kicking Team)**

| Rank | Team          | TotKO       | AdjKO       | TB         | TB%         | EZ         | EZ%         | OB        | I20        | Avg.Start   |
|------|---------------|-------------|-------------|------------|-------------|------------|-------------|-----------|------------|-------------|
| 1)   | New England   | 93          | 91          | 52         | 57.1        | 67         | 72.0        | 1         | 15         | 23.5        |
| 2)   | Oakland       | 88          | 87          | 43         | 49.4        | 58         | 65.9        | 0         | 16         | 23.6        |
| 3)   | Indianapolis  | 89          | 88          | 49         | 55.7        | 67         | 75.3        | 0         | 13         | 23.9        |
| 4)   | Cincinnati    | 77          | 75          | 36         | 48.0        | 54         | 70.1        | 0         | 17         | 24.1        |
| 5)   | Miami         | 74          | 74          | 43         | 58.1        | 55         | 74.3        | 0         | 8          | 24.4        |
| 6)   | Cleveland     | 66          | 63          | 38         | 60.3        | 47         | 71.2        | 2         | 7          | 24.9        |
| 7)   | Baltimore     | 81          | 79          | 52         | 65.8        | 60         | 74.1        | 1         | 6          | 25.1        |
| 8)   | Tennessee     | 83          | 80          | 58         | 72.5        | 67         | 80.7        | 2         | 7          | 25.2        |
| 9)   | Denver        | 81          | 76          | 51         | 67.1        | 57         | 70.4        | 1         | 11         | 25.2        |
| 10)  | New York Jets | 70          | 68          | 39         | 57.4        | 55         | 78.6        | 0         | 10         | 25.3        |
| 11)  | San Diego     | 92          | 90          | 67         | 74.4        | 77         | 83.7        | 2         | 5          | 25.4        |
| 12)  | Jacksonville  | 77          | 71          | 60         | 84.5        | 64         | 83.1        | 2         | 2          | 25.5        |
| 13)  | Kansas City   | 86          | 82          | 48         | 58.5        | 61         | 70.9        | 1         | 8          | 25.7        |
| 14)  | Houston       | 76          | 72          | 23         | 31.9        | 40         | 52.6        | 1         | 9          | 25.8        |
| 15)  | Pittsburgh    | 86          | 82          | 52         | 63.4        | 67         | 77.9        | 3         | 9          | 26.0        |
| 16)  | Buffalo       | 84          | 80          | 35         | 43.8        | 54         | 64.3        | 1         | 13         | 26.1        |
|      | <b>Totals</b> | <b>1303</b> | <b>1258</b> | <b>746</b> | <b>59.3</b> | <b>950</b> | <b>75.5</b> | <b>17</b> | <b>156</b> | <b>25.0</b> |

Note: Average team drive start DOES NOT include outside kicks or kickoffs at the end of a half unless either kickoff is returned for a touchdown. All other kickoffs (returned kickoffs, fair catches, touchback and kickoffs out of bounds) are included. Kickoffs resulting in the kicking team retaining possession are not included.

ADJ KO: Adjusted kickoffs are used to compute the Avg. Team Drive Start.

I20: The number of drives that start inside (not including) the 20 yd line.

**WEEK 17 / THROUGH SUNDAY, JANUARY 1, 2017**

**NFC / KICKOFFS (Receiving Team)**

| Rank       | Team              | TotKO       | AdjKO       | TB         | TB%         | EZ         | EZ%         | OB        | I20        | Avg.Start   |
|------------|-------------------|-------------|-------------|------------|-------------|------------|-------------|-----------|------------|-------------|
| 1)         | Philadelphia      | 80          | 78          | 43         | 55.1        | 59         | 73.8        | 1         | 11         | 27.2        |
| 2)         | Minnesota         | 72          | 68          | 37         | 54.4        | 57         | 79.2        | 0         | 7          | 26.9        |
| 3)         | Seattle           | 68          | 66          | 29         | 43.9        | 43         | 63.2        | 2         | 8          | 26.1        |
| 4)         | New York Giants   | 74          | 74          | 42         | 56.8        | 59         | 79.7        | 1         | 8          | 25.3        |
| 5)         | Dallas            | 75          | 69          | 45         | 65.2        | 51         | 68.0        | 2         | 2          | 25.1        |
| 6)         | Carolina          | 91          | 88          | 53         | 60.2        | 69         | 75.8        | 0         | 13         | 25.0        |
| 7)         | Arizona           | 84          | 83          | 57         | 68.7        | 65         | 77.4        | 0         | 13         | 24.7        |
| 8)         | Green Bay         | 88          | 83          | 50         | 60.2        | 57         | 64.8        | 1         | 11         | 24.6        |
| 9)         | Chicago           | 92          | 89          | 49         | 55.1        | 63         | 68.5        | 0         | 15         | 24.6        |
| 10)        | Los Angeles       | 80          | 79          | 33         | 41.8        | 62         | 77.5        | 0         | 14         | 24.6        |
| <b>11)</b> | <b>Washington</b> | <b>83</b>   | <b>81</b>   | <b>53</b>  | <b>65.4</b> | <b>62</b>  | <b>74.7</b> | <b>1</b>  | <b>9</b>   | <b>24.5</b> |
| 12)        | San Francisco     | 99          | 96          | 61         | 63.5        | 76         | 76.8        | 0         | 12         | 24.4        |
| 13)        | Atlanta           | 84          | 77          | 54         | 70.1        | 63         | 75.0        | 0         | 8          | 24.4        |
| 14)        | Detroit           | 78          | 78          | 42         | 53.8        | 64         | 82.1        | 1         | 11         | 24.1        |
| 15)        | New Orleans       | 99          | 97          | 68         | 70.1        | 77         | 77.8        | 2         | 14         | 23.7        |
| 16)        | Tampa Bay         | 81          | 80          | 59         | 73.8        | 68         | 84.0        | 0         | 10         | 23.4        |
|            | <b>Totals</b>     | <b>1328</b> | <b>1286</b> | <b>775</b> | <b>60.3</b> | <b>995</b> | <b>77.4</b> | <b>11</b> | <b>166</b> | <b>24.8</b> |

**NFC / KICKOFFS (Kicking Team)**

| Rank       | Team              | TotKO       | AdjKO       | TB         | TB%             | EZ          | EZ%         | OB         | I20         | Avg.Start   |
|------------|-------------------|-------------|-------------|------------|-----------------|-------------|-------------|------------|-------------|-------------|
| 1)         | Philadelphia      | 87          | 83          | 46         | 55.4            | 61          | 70.1        | 0          | 17          | 22.7        |
| 2)         | Los Angeles       | 59          | 58          | 36         | 62.1            | 48          | 81.4        | 0          | 8           | 23.4        |
| 3)         | Carolina          | 87          | 85          | 63         | 74.1            | 71          | 81.6        | 0          | 10          | 23.7        |
| 4)         | Chicago           | 65          | 62          | 26         | 41.9            | 48          | 73.8        | 0          | 13          | 24.0        |
| 5)         | Dallas            | 91          | 89          | 57         | 64.0            | 77          | 84.6        | 0          | 10          | 24.1        |
| 6)         | Tampa Bay         | 81          | 78          | 52         | 66.7            | 69          | 85.2        | 1          | 10          | 24.4        |
| 7)         | Atlanta           | 112         | 111         | 72         | 64.9            | 88          | 78.6        | 0          | 16          | 24.5        |
| 8)         | New Orleans       | 93          | 89          | 49         | 55.1            | 69          | 74.2        | 1          | 12          | 24.6        |
| 9)         | Detroit           | 80          | 74          | 53         | 71.6            | 63          | 78.8        | 1          | 9           | 24.6        |
| 10)        | Seattle           | 87          | 84          | 54         | 64.3            | 66          | 75.9        | 0          | 8           | 24.8        |
| <b>11)</b> | <b>Washington</b> | <b>92</b>   | <b>90</b>   | <b>65</b>  | <b>72.2</b>     | <b>75</b>   | <b>81.5</b> | <b>1</b>   | <b>12</b>   | <b>25.0</b> |
| 12)        | Arizona           | 83          | 80          | 52         | 65.0            | 69          | 83.1        | 1          | 9           | 25.1        |
| 13)        | San Francisco     | 72          | 68          | 24         | 35.3            | 35          | 48.6        | 2          | 14          | 25.6        |
| 14)        | Minnesota         | 79          | 76          | 38         | 50.0            | 56          | 70.9        | 1          | 9           | 25.6        |
| 15)        | New York Giants   | 72          | 69          | 37         | 53.6            | 47          | 65.3        | 2          | 6           | 26.1        |
| 16)        | Green Bay         | 89          | 87          | 46         | 52.9            | 63          | 70.8        | 1          | 10          | 26.6        |
|            | <b>Totals</b>     | <b>1329</b> | <b>1283</b> | <b>770</b> | <b>60.01005</b> | <b>78.3</b> | <b>11</b>   | <b>173</b> | <b>24.7</b> |             |

Note: Average team drive start DOES NOT include outside kicks or kickoffs at the end of a half unless either kickoff is returned for a touchdown. All other kickoffs (returned kickoffs, fair catches, touchback and kickoffs out of bounds) are included. Kickoffs resulting in the kicking team retaining possession are not included.

ADJ KO: Adjusted kickoffs are used to compute the Avg. Team Drive Start.

I20: The number of drives that start inside (not including) the 20 yd line.

**WEEK 17 / THROUGH SUNDAY, JANUARY 1, 2017**

**NFL / KICKOFFS (Receiving Team)**

| Rank       | Team              | TotKO       | AdjKO       | TB          | TB%          | EZ          | EZ%         | OB        | I20        | Avg.Start   |
|------------|-------------------|-------------|-------------|-------------|--------------|-------------|-------------|-----------|------------|-------------|
| 1)         | Philadelphia      | 80          | 78          | 43          | 55.1         | 59          | 73.8        | 1         | 11         | 27.2        |
| 2)         | Minnesota         | 72          | 68          | 37          | 54.4         | 57          | 79.2        | 0         | 7          | 26.9        |
| 3)         | Cincinnati        | 76          | 74          | 35          | 47.3         | 52          | 68.4        | 1         | 10         | 26.4        |
| 4)         | Indianapolis      | 91          | 88          | 57          | 64.8         | 71          | 78.0        | 1         | 6          | 26.3        |
| 5)         | Seattle           | 68          | 66          | 29          | 43.9         | 43          | 63.2        | 2         | 8          | 26.1        |
| 6)         | Jacksonville      | 93          | 92          | 55          | 59.8         | 69          | 74.2        | 1         | 9          | 25.9        |
| 7)         | New England       | 66          | 61          | 36          | 59.0         | 44          | 66.7        | 0         | 5          | 25.9        |
| 8)         | Miami             | 84          | 82          | 47          | 57.3         | 68          | 81.0        | 0         | 14         | 25.3        |
| 9)         | New York Giants   | 74          | 74          | 42          | 56.8         | 59          | 79.7        | 1         | 8          | 25.3        |
| 10)        | Dallas            | 75          | 69          | 45          | 65.2         | 51          | 68.0        | 2         | 2          | 25.1        |
| 11)        | Carolina          | 91          | 88          | 53          | 60.2         | 69          | 75.8        | 0         | 13         | 25.0        |
| 12)        | Kansas City       | 74          | 70          | 30          | 42.9         | 51          | 68.9        | 2         | 14         | 24.9        |
| 13)        | Baltimore         | 71          | 67          | 39          | 58.2         | 54          | 76.1        | 2         | 10         | 24.9        |
| 14)        | Arizona           | 84          | 83          | 57          | 68.7         | 65          | 77.4        | 0         | 13         | 24.7        |
| 15)        | Green Bay         | 88          | 83          | 50          | 60.2         | 57          | 64.8        | 1         | 11         | 24.6        |
| 16)        | Chicago           | 92          | 89          | 49          | 55.1         | 63          | 68.5        | 0         | 15         | 24.6        |
| 17)        | Buffalo           | 84          | 83          | 44          | 53.0         | 62          | 73.8        | 0         | 10         | 24.6        |
| 17t)       | Oakland           | 84          | 83          | 55          | 66.3         | 65          | 77.4        | 3         | 8          | 24.6        |
| 19)        | Los Angeles       | 80          | 79          | 33          | 41.8         | 62          | 77.5        | 0         | 14         | 24.6        |
| <b>20)</b> | <b>Washington</b> | <b>83</b>   | <b>81</b>   | <b>53</b>   | <b>65.4</b>  | <b>62</b>   | <b>74.7</b> | <b>1</b>  | <b>9</b>   | <b>24.5</b> |
| 21)        | Tennessee         | 86          | 78          | 45          | 57.7         | 50          | 58.1        | 3         | 8          | 24.5        |
| 22)        | San Francisco     | 99          | 96          | 61          | 63.5         | 76          | 76.8        | 0         | 12         | 24.4        |
| 23)        | Denver            | 74          | 72          | 52          | 72.2         | 65          | 87.8        | 0         | 9          | 24.4        |
| 24)        | Atlanta           | 84          | 77          | 54          | 70.1         | 63          | 75.0        | 0         | 8          | 24.4        |
| 25)        | New York Jets     | 87          | 84          | 41          | 48.8         | 59          | 67.8        | 1         | 12         | 24.2        |
| 26)        | Houston           | 77          | 71          | 44          | 62.0         | 56          | 72.7        | 1         | 11         | 24.2        |
| 27)        | Pittsburgh        | 78          | 76          | 48          | 63.2         | 61          | 78.2        | 1         | 10         | 24.1        |
| 28)        | Detroit           | 78          | 78          | 42          | 53.8         | 64          | 82.1        | 1         | 11         | 24.1        |
| 29)        | New Orleans       | 99          | 97          | 68          | 70.1         | 77          | 77.8        | 2         | 14         | 23.7        |
| 30)        | San Diego         | 93          | 88          | 61          | 69.3         | 72          | 77.4        | 1         | 12         | 23.4        |
| 31)        | Tampa Bay         | 81          | 80          | 59          | 73.8         | 68          | 84.0        | 0         | 10         | 23.4        |
| 32)        | Cleveland         | 86          | 86          | 52          | 60.5         | 61          | 70.9        | 0         | 15         | 23.2        |
|            | <b>Totals</b>     | <b>2632</b> | <b>2541</b> | <b>1516</b> | <b>59.71</b> | <b>1955</b> | <b>76.9</b> | <b>28</b> | <b>329</b> | <b>24.8</b> |

Note: Average opponent drive start DOES NOT include onside kicks or kickoffs at the end of a half unless either kickoff is returned for a touchdown. All other kickoffs (returned kickoffs, fair catches, touchback and kickoffs out of bounds) are included. Kickoffs resulting in the kicking team retaining possession are not included.

ADJ KO: Adjusted kickoffs are used to compute the Avg. Team Drive Start.

I20: The number of drives that start inside (not including) the 20 yd line.

**WEEK 17 / THROUGH SUNDAY, JANUARY 1, 2017**

**NFL / KICKOFFS (Kicking Team)**

| Rank       | Team              | TotKO       | AdjKO       | TB          | TB%          | EZ          | EZ%         | OB        | I20        | Avg.Start   |
|------------|-------------------|-------------|-------------|-------------|--------------|-------------|-------------|-----------|------------|-------------|
| 1)         | Philadelphia      | 87          | 83          | 46          | 55.4         | 61          | 70.1        | 0         | 17         | 22.7        |
| 2)         | Los Angeles       | 59          | 58          | 36          | 62.1         | 48          | 81.4        | 0         | 8          | 23.4        |
| 3)         | New England       | 93          | 91          | 52          | 57.1         | 67          | 72.0        | 1         | 15         | 23.5        |
| 4)         | Oakland           | 88          | 87          | 43          | 49.4         | 58          | 65.9        | 0         | 16         | 23.6        |
| 5)         | Carolina          | 87          | 85          | 63          | 74.1         | 71          | 81.6        | 0         | 10         | 23.7        |
| 6)         | Indianapolis      | 89          | 88          | 49          | 55.7         | 67          | 75.3        | 0         | 13         | 23.9        |
| 7)         | Chicago           | 65          | 62          | 26          | 41.9         | 48          | 73.8        | 0         | 13         | 24.0        |
| 8)         | Dallas            | 91          | 89          | 57          | 64.0         | 77          | 84.6        | 0         | 10         | 24.1        |
| 9)         | Cincinnati        | 77          | 75          | 36          | 48.0         | 54          | 70.1        | 0         | 17         | 24.1        |
| 10)        | Tampa Bay         | 81          | 78          | 52          | 66.7         | 69          | 85.2        | 1         | 10         | 24.4        |
| 11)        | Miami             | 74          | 74          | 43          | 58.1         | 55          | 74.3        | 0         | 8          | 24.4        |
| 12)        | Atlanta           | 112         | 111         | 72          | 64.9         | 88          | 78.6        | 0         | 16         | 24.5        |
| 13)        | New Orleans       | 93          | 89          | 49          | 55.1         | 69          | 74.2        | 1         | 12         | 24.6        |
| 14)        | Detroit           | 80          | 74          | 53          | 71.6         | 63          | 78.8        | 1         | 9          | 24.6        |
| 15)        | Seattle           | 87          | 84          | 54          | 64.3         | 66          | 75.9        | 0         | 8          | 24.8        |
| 16)        | Cleveland         | 66          | 63          | 38          | 60.3         | 47          | 71.2        | 2         | 7          | 24.9        |
| <b>17)</b> | <b>Washington</b> | <b>92</b>   | <b>90</b>   | <b>65</b>   | <b>72.2</b>  | <b>75</b>   | <b>81.5</b> | <b>1</b>  | <b>12</b>  | <b>25.0</b> |
| 18)        | Baltimore         | 81          | 79          | 52          | 65.8         | 60          | 74.1        | 1         | 6          | 25.1        |
| 19)        | Arizona           | 83          | 80          | 52          | 65.0         | 69          | 83.1        | 1         | 9          | 25.1        |
| 20)        | Tennessee         | 83          | 80          | 58          | 72.5         | 67          | 80.7        | 2         | 7          | 25.2        |
| 21)        | Denver            | 81          | 76          | 51          | 67.1         | 57          | 70.4        | 1         | 11         | 25.2        |
| 22)        | New York Jets     | 70          | 68          | 39          | 57.4         | 55          | 78.6        | 0         | 10         | 25.3        |
| 23)        | San Diego         | 92          | 90          | 67          | 74.4         | 77          | 83.7        | 2         | 5          | 25.4        |
| 24)        | Jacksonville      | 77          | 71          | 60          | 84.5         | 64          | 83.1        | 2         | 2          | 25.5        |
| 25)        | San Francisco     | 72          | 68          | 24          | 35.3         | 35          | 48.6        | 2         | 14         | 25.6        |
| 26)        | Minnesota         | 79          | 76          | 38          | 50.0         | 56          | 70.9        | 1         | 9          | 25.6        |
| 27)        | Kansas City       | 86          | 82          | 48          | 58.5         | 61          | 70.9        | 1         | 8          | 25.7        |
| 28)        | Houston           | 76          | 72          | 23          | 31.9         | 40          | 52.6        | 1         | 9          | 25.8        |
| 29)        | Pittsburgh        | 86          | 82          | 52          | 63.4         | 67          | 77.9        | 3         | 9          | 26.0        |
| 30)        | New York Giants   | 72          | 69          | 37          | 53.6         | 47          | 65.3        | 2         | 6          | 26.1        |
| 31)        | Buffalo           | 84          | 80          | 35          | 43.8         | 54          | 64.3        | 1         | 13         | 26.1        |
| 32)        | Green Bay         | 89          | 87          | 46          | 52.9         | 63          | 70.8        | 1         | 10         | 26.6        |
|            | <b>Totals</b>     | <b>2632</b> | <b>2541</b> | <b>1516</b> | <b>59.71</b> | <b>1955</b> | <b>76.9</b> | <b>28</b> | <b>329</b> | <b>24.8</b> |

Note: Average team drive start DOES NOT include onside kicks or kickoffs at the end of a half unless either kickoff is returned for a touchdown. All other kickoffs (returned kickoffs, fair catches, touchback and kickoffs out of bounds) are included. Kickoffs resulting in the kicking team retaining possession are not included.

ADJ KO: Adjusted kickoffs are used to compute the Avg. Team Drive Start.

I20: The number of drives that start inside (not including) the 20 yd line.

**WEEK 17 / THROUGH SUNDAY, JANUARY 1, 2017****AFC / SINGLE-GAME HIGHS / PLAYERS**

**Most Points**-- 18, Gordon, S.D. at Atl., 10/23 (OT), (3 td, 0 fg, 0 xp, 0 2pt)  
**Most Points**-- 18, Hill, K.C. at Denv., 11/27 (OT), (3 td, 0 fg, 0 xp, 0 2pt)  
**Most Points**-- 18, (10 times in Non-Overtime Games)  
**Passing Yards**-- 513, Carr, Oak. at T.B., 10/30 (OT), (40-59, 513, 4 td, 0 int)  
**Passing Yards**-- 408, Roethlisberger, Pitt. vs. Dal., 11/13, (37-46, 408, 3 td, 0 int)  
**Longest Pass**-- 95, Flacco, Balt. vs. Pitt., 11/6, (to Wallace, Mike, td)  
**Passing Touchdowns**-- 5, Roethlisberger, Pitt. vs. K.C., 10/2, (22-27, 300, 5 td, 0 int)  
**Rushing Yards**-- 236, Bell, Pitt. at Buff., 12/11, (38-236, 3 td)  
**Rushing Attempts**-- 38, Bell, Pitt. at Buff., 12/11, (38-236, 3 td)  
**Longest Rush**-- 85, Crowell, Clev. vs. Balt., 9/18, td  
**Receptions**-- 14, Brown, Pitt. vs. Dal., 11/13, (14-154, 1 td)  
**Receiving Yards**-- 180, Green, Cin. at NY-J, 9/11, (12-180, 1 td)  
**Kickoff Return Yards**-- 166, Erickson, Cin. vs. Pitt., 12/18, (5-166, 0 td)  
**Kickoff Returns**-- 6, Thomas, K.C. at Atl., 12/4, (6-130, 0 td)  
**Kickoff Returns**-- 6, Ross, NY-J vs. Ind., 12/5, (6-120, 0 td)  
**Longest Kickoff Return**-- 100, Lee, Jax at Hou., 12/18, td  
**Punt Return Yards**-- 99, Hill, K.C. vs. Oak., 12/8, (6-99, 1 fc, 1 td)  
**Punt Returns**-- 6, Hill, K.C. vs. Oak., 12/8, (6-99, 1 fc, 1 td)  
**Punt Returns**-- 6, Erickson, Cin. at Hou., 12/24, (6-16, 1 fc, 0 td)  
**Longest Punt Return**-- 95, Hill, K.C. at S.D., 1/1, td  
**Interceptions**-- 2, (13 times in Non-Overtime Games)  
**Longest Interception Return**-- 90, Addae, S.D. vs. K.C., 1/1, td  
**Sacks**-- 3.5, Ford, K.C. at Ind., 10/30  
**Scrimmage Yards**-- 298, Bell, Pitt. at Buff., 12/11, (Rush 38-236, Rec 4-62)  
**Longest Punt**-- 78, Nortman, Jax vs. Ind., 10/2  
**Punts**-- 11, Dixon, Denv. at Jax , 12/4, (11-506, 46.0)  
**Field Goals Made**-- 6, Boswell, Pitt. at Cin., 12/18, (6-6, 49 lg)  
**Longest Field Goal**-- 57, Tucker, Balt. vs. Cin., 11/27

**NFC / SINGLE-GAME HIGHS / PLAYERS**

**Most Points**-- 18, (9 times in Non-Overtime Games)  
**Passing Yards**-- 503, Ryan, Atl. vs. Car., 10/2, (28-37, 503, 4 td, 1 int)  
**Longest Pass**-- 98, Brees, N.O. vs. Oak., 9/11, (to Cooks, Brandin, td)  
**Passing Touchdowns**-- 4, (16 times in Non-Overtime Games)  
**Rushing Yards**-- 193, Hyde, S.F. vs. NY-J, 12/11 (OT), (17-193, 0 td)  
**Rushing Yards**-- 162, Montgomery, G.B. at Chi., 12/18, (16-162, 2 td)  
**Rushing Attempts**-- 33, D. Johnson, Ariz. vs. Sea., 10/23 (OT), (33-113, 0 td)  
**Rushing Attempts**-- 32, Howard, Chi. vs. S.F., 12/4, (32-117, 3 td)  
**Longest Rush**-- 75, (3 times in Non-Overtime Games)  
**Receptions**-- 13, Diggs, Minn. vs. Det., 11/6 (OT), (13-80, 0 td)  
**Receptions**-- 13, (4 times in Non-Overtime Games)  
**Receiving Yards**-- 300, J. Jones, Atl. vs. Car., 10/2, (12-300, 1 td)  
**Kickoff Return Yards**-- 163, Cunningham, L.A. at N.O., 11/27, (5-163, 0 td)  
**Kickoff Returns**-- 6, (3 times in Non-Overtime Games)  
**Longest Kickoff Return**-- 104, Patterson, Minn. vs. Ariz., 11/20, td  
**Punt Return Yards**-- 100, Roberts, Det. at Chi., 10/2, (2-100, 0 fc, 1 td)  
**Punt Return Yards**-- 100, Sherels, Minn. vs. Hou., 10/9, (4-100, 1 fc, 1 td)  
**Punt Returns**-- 7, Austin, L.A. vs. Atl., 12/11, (7-74, 0 fc, 0 td)  
**Longest Punt Return**-- 85, Roberts, Det. at Chi., 10/2, td  
**Longest Punt Return**-- 85, Crowder, Wash. at Balt., 10/9, td  
**Interceptions**-- 2, (17 times in Non-Overtime Games)  
**Longest Interception Return**-- 100, Rhodes, Minn. vs. Ariz., 11/20, td  
**Sacks**-- 3.5, Beasley, Atl. at Denv., 10/9  
**Scrimmage Yards**-- 300, J. Jones, Atl. vs. Car., 10/2, (Rush 0-0, Rec 12-300)  
**Longest Punt**-- 78, Hekker, L.A. at NY-J, 11/13  
**Punts**-- 10, Hekker, L.A. at S.F., 9/12, (10-431, 43.1)  
**Field Goals Made**-- 5, Hopkins, Wash. at NY-G, 9/25, (5-5, 49 lg)  
**Field Goals Made**-- 5, Prater, Det. at N.O., 12/4, (5-5, 52 lg)  
**Longest Field Goal**-- 60, Catanzaro, Ariz. at Buff., 9/25

**WEEK 17 / THROUGH SUNDAY, JANUARY 1, 2017**

**NFL / SINGLE-GAME HIGHS / PLAYERS**

**Most Points--** 18, Gordon, S.D. at Atl., 10/23 (OT), (3 td, 0 fg, 0 xp, 0 2pt)  
**Most Points--** 18, Hill, K.C. at Denv., 11/27 (OT), (3 td, 0 fg, 0 xp, 0 2pt)  
**Most Points--** 18, (19 times in Non-Overtime Games)  
**Passing Yards--** 513, Carr, Oak. at T.B., 10/30 (OT), (40-59, 513, 4 td, 0 int)  
**Passing Yards--** 503, Ryan, Atl. vs. Car., 10/2, (28-37, 503, 4 td, 1 int)  
**Longest Pass--** 98, Brees, N.O. vs. Oak., 9/11, (to Cooks, Brandin, td)  
**Passing Touchdowns--** 5, Roethlisberger, Pitt. vs. K.C., 10/2, (22-27, 300, 5 td, 0 int)  
**Rushing Yards--** 236, Bell, Pitt. at Buff., 12/11, (38-236, 3 td)  
**Rushing Attempts--** 38, Bell, Pitt. at Buff., 12/11, (38-236, 3 td)  
**Longest Rush--** 85, Crowell, Clev. vs. Balt., 9/18, td  
**Receptions--** 14, Brown, Pitt. vs. Dal., 11/13, (14-154, 1 td)  
**Receiving Yards--** 300, J. Jones, Atl. vs. Car., 10/2, (12-300, 1 td)  
**Kickoff Return Yards--** 166, Erickson, Cin. vs. Pitt., 12/18, (5-166, 0 td)  
**Kickoff Returns--** 6, (5 times in Non-Overtime Games)  
**Longest Kickoff Return--** 104, Patterson, Minn. vs. Ariz., 11/20, td  
**Punt Return Yards--** 100, Roberts, Det. at Chi., 10/2, (2-100, 0 fc, 1 td)  
**Punt Return Yards--** 100, Sherels, Minn. vs. Hou., 10/9, (4-100, 1 fc, 1 td)  
**Punt Returns--** 7, Austin, L.A. vs. Atl., 12/11, (7-74, 0 fc, 0 td)  
**Longest Punt Return--** 95, Hill, K.C. at S.D., 1/1, td  
**Interceptions--** 2, (30 times in Non-Overtime Games)  
**Longest Interception Return--** 100, Rhodes, Minn. vs. Ariz., 11/20, td  
**Sacks--** 3.5, Beasley, Atl. at Denv., 10/9  
**Sacks--** 3.5, Ford, K.C. at Ind., 10/30  
**Scrimmage Yards--** 300, J. Jones, Atl. vs. Car., 10/2, (Rush 0-0, Rec 12-300)  
**Longest Punt--** 78, Nortman, Jax vs. Ind., 10/2  
**Longest Punt--** 78, Hekker, L.A. at NY-J, 11/13  
**Punts--** 11, Dixon, Denv. at Jax , 12/4, (11-506, 46.0)  
**Field Goals Made--** 6, Boswell, Pitt. at Cin., 12/18, (6-6, 49 lg)  
**Longest Field Goal--** 60, Catanzaro, Ariz. at Buff., 9/25



## 300-Yard Passing Games

513, Carr, OAK at TB 10/30 (ot) (40-59, 4 TD)  
503, Ryan, ATL vs. CAR 10/02 (28-37, 4 TD)  
465, Brees, NO vs. CAR 10/16 (34-49, 4 TD)  
458, Cousins, WAS at CIN 10/30 (ot) (38-56, 2 TD)  
449, Cousins, WAS at DAL 11/24 (41-53, 3 TD)  
423, Brees, NO vs. OAK 09/11 (28-42, 4 TD)  
408, Roethlisberger, PIT vs. DAL 11/13 (37-46, 3 TD)  
406, Brady, NE vs. BAL 12/12 (25-38, 3 TD)  
406, Brady, NE at CLE 10/09 (28-40, 3 TD)  
405, Winston, TB vs. LA 09/25 (36-58, 3 TD)  
403, Manning, NYG vs. BAL 10/16 (32-46, 3 TD)  
398, Kaepernick, SF vs. NO 11/06 (24-39, 2 TD)  
397, Hoyer, CHI at IND 10/09 (33-43, 2 TD)  
396, Ryan, ATL at OAK 09/18 (26-34, 3 TD)  
389, Brees, NO at ARI 12/18 (37-48, 4 TD)  
387, Tannehill, MIA at NE 09/18 (32-45, 2 TD)  
385, Luck, IND vs. DET 09/11 (31-47, 4 TD)  
385, Stafford, DET at GB 09/25 (28-41, 3 TD)  
382, Bradford, MIN at GB 12/24 (34-50, 3 TD)  
381, Flacco, BAL vs. MIA 12/04 (36-47, 4 TD)  
380, Roethlisberger, PIT vs. NYJ 10/09 (34-47, 4 TD)  
376, Brady, NE vs. CIN 10/16 (29-35, 3 TD)  
376, Brees, NO vs. ATL 09/26 (36-54, 3 TD)  
376, Palmer, ARI vs. SF 11/13 (30-49, 1 TD)  
375, Cousins, WAS vs. GB 11/20 (21-30, 3 TD)  
374, Fitzpatrick, NYJ at BUF 09/15 (24-34, 1 TD)  
371, A. Rodgers, GB at TEN 11/13 (31-51, 2 TD)  
371, Rivers, SD at ATL 10/23 (ot) (27-44, 1 TD)  
368, Siemian, DEN vs. KC 11/27 (ot) (20-34, 3 TD)  
368, Manning, NYG vs. NO 09/18 (32-41, 0 TD)  
367, Brees, NO at KC 10/23 (37-48, 3 TD)  
366, Dalton, CIN at PIT 09/18 (31-54, 1 TD)  
366, Dalton, CIN at NYJ 09/11 (23-30, 1 TD)  
364, Wentz, PHI at NYG 11/06 (27-47, 0 TD)  
364, Cousins, WAS vs. DAL 09/18 (28-46, 1 TD)  
363, A. Smith, KC vs. SD 09/11 (ot) (34-48, 2 TD)  
363, Palmer, ARI at CAR 10/30 (35-46, 3 TD)  
362, Barkley, CHI vs. GB 12/18 (30-43, 2 TD)  
359, Rivers, SD at OAK 10/09 (21-30, 4 TD)  
356, Manning, NYG at PHI 12/22 (38-63, 1 TD)  
353, Luck, IND at TEN 10/23 (27-39, 3 TD)  
353, Newton, CAR vs. SF 09/18 (24-40, 4 TD)  
351, A. Rodgers, GB at WAS 11/20 (26-41, 3 TD)  
350, Brees, NO at ATL 01/01 (29-50, 2 TD)  
350, Manning, NYG vs. WAS 09/25 (25-38, 1 TD)  
350, Wilson, SEA vs. ARI 12/24 (29-45, 4 TD)  
348, Wilson, SEA at NE 11/13 (25-37, 3 TD)  
347, A. Rodgers, GB vs. MIN 12/24 (28-38, 4 TD)  
347, Stafford, DET vs. GB 01/01 (26-41, 2 TD)  
344, Ryan, ATL at TB 11/03 (25-34, 4 TD)  
342, Palmer, ARI vs. SEA 10/23 (ot) (29-49, 0 TD)  
341, Stafford, DET at NO 12/04 (30-42, 2 TD)  
341, McCown, CLE vs. NYJ 10/30 (25-49, 2 TD)  
340, Stafford, DET at IND 09/11 (31-39, 3 TD)  
337, Bortles, JAX at TEN 10/27 (33-54, 3 TD)  
336, Kessler, CLE at TEN 10/16 (26-41, 2 TD)  
335, Ryan, ATL at SEA 10/16 (27-42, 3 TD)  
334, Ryan, ATL vs. TB 09/11 (27-39, 2 TD)  
334, Siemian, DEN at TEN 12/11 (35-51, 1 TD)  
332, Dalton, CIN vs. PHI 12/04 (23-31, 2 TD)  
331, Winston, TB at KC 11/20 (24-39, 1 TD)  
331, Ryan, ATL vs. NO 01/01 (27-36, 4 TD)  
331, Luck, IND vs. SD 09/25 (24-37, 1 TD)  
329, Taylor, BUF vs. MIA 12/24 (ot) (26-39, 3 TD)  
329, Cousins, WAS vs. PIT 09/12 (30-43, 0 TD)  
329, Bortles, JAX at SD 09/18 (31-50, 2 TD)  
326, A. Rodgers, GB vs. CHI 10/20 (39-56, 3 TD)  
326, Rivers, SD vs. MIA 11/13 (23-44, 3 TD)  
326, Brees, NO vs. DET 12/04 (31-44, 0 TD)  
326, Rivers, SD at IND 09/25 (26-39, 0 TD)  
325, Bortles, JAX vs. TEN 12/24 (26-38, 1 TD)  
324, Flacco, BAL at NE 12/12 (37-52, 2 TD)  
323, Brees, NO at SF 11/06 (28-39, 3 TD)  
323, Barkley, CHI vs. WAS 12/24 (24-40, 2 TD)  
322, McCown, CLE vs. NYG 11/27 (25-43, 1 TD)  
322, Luck, IND vs. CHI 10/09 (28-39, 2 TD)  
322, Rivers, SD at CLE 12/24 (23-46, 2 TD)  
322, Newton, CAR at NO 10/16 (27-47, 2 TD)  
321, Rivers, SD vs. NO 10/02 (28-43, 2 TD)

321, Luck, IND vs. JAX 01/01 (24-40, 2 TD)  
321, Keenum, LA at DET 10/16 (27-32, 3 TD)  
320, Bortles, JAX vs. GB 09/11 (24-39, 1 TD)  
319, Prescott, DAL at PIT 11/13 (22-32, 2 TD)  
319, Tannehill, MIA vs. CLE 09/25 (ot) (25-39, 3 TD)  
319, Carr, OAK at NO 09/11 (24-38, 1 TD)  
318, Palmer, ARI vs. NO 12/18 (28-40, 2 TD)  
317, Hoyer, CHI at DAL 09/25 (30-49, 2 TD)  
317, Carr, OAK vs. SD 10/09 (25-40, 2 TD)  
316, Brady, NE vs. SEA 11/13 (23-32, 0 TD)  
316, Barkley, CHI vs. TEN 11/27 (28-54, 3 TD)  
315, Cousins, WAS vs. CAR 12/19 (32-47, 0 TD)  
315, Carr, OAK vs. CAR 11/27 (26-38, 2 TD)  
315, Brady, NE at BUF 10/30 (22-33, 4 TD)  
314, Wentz, PHI vs. WAS 12/11 (32-46, 1 TD)  
313, A. Rodgers, GB at PHI 11/28 (30-39, 2 TD)  
313, Mariota, TEN at SD 11/06 (27-43, 3 TD)  
312, Winston, TB vs. CHI 11/13 (23-33, 2 TD)  
312, Siemian, DEN at CIN 09/25 (23-35, 4 TD)  
310, Brees, NO vs. LA 11/27 (28-36, 4 TD)  
309, Wilson, SEA at NYJ 10/02 (23-32, 3 TD)  
308, Dalton, CIN vs. CLE 10/23 (19-28, 2 TD)  
308, Wentz, PHI at CIN 12/04 (36-60, 1 TD)  
307, Bradford, MIN at WAS 11/13 (31-40, 2 TD)  
307, Flacco, BAL at NYG 10/16 (26-48, 0 TD)  
304, Palmer, ARI vs. TB 09/18 (17-30, 3 TD)  
303, Brees, NO vs. DEN 11/13 (21-29, 3 TD)  
302, Hoyer, CHI vs. JAX 10/16 (30-49, 0 TD)  
302, Hoyer, CHI vs. DET 10/02 (28-36, 2 TD)  
302, Flacco, BAL at CLE 09/18 (25-45, 2 TD)  
301, Bortles, JAX at IND 01/01 (25-39, 1 TD)  
301, Wentz, PHI vs. PIT 09/25 (23-31, 2 TD)  
301, Cousins, WAS at DET 10/23 (30-39, 1 TD)  
301, Prescott, DAL vs. BAL 11/20 (27-36, 3 TD)  
300, A. Rodgers, GB at DET 01/01 (27-39, 4 TD)  
300, Newton, CAR at WAS 12/19 (21-37, 2 TD)  
300, Palmer, ARI vs. WAS 12/04 (30-46, 3 TD)  
300, Roethlisberger, PIT at WAS 09/12 (27-37, 3 TD)  
300, Roethlisberger, PIT vs. KC 10/02 (22-27, 5 TD)

**WEEK 17 / THROUGH SUNDAY, JANUARY 1, 2017**

**100-Yard Receiving Games**

300, J. Jones, ATL vs. CAR 10/02 (12 rec., 1 TD)  
222, Beckham, NYG vs. BAL 10/16 (8 rec., 2 TD)  
205, M. Jones, DET at GB 09/25 (6 rec., 2 TD)  
202, Thielen, MIN at GB 12/24 (12 rec., 2 TD)  
186, Cooks, NO at ARI 12/18 (7 rec., 2 TD)  
182, Diggs, MIN vs. GB 09/18 (9 rec., 1 TD)  
181, Olsen, CAR vs. TB 10/10 (9 rec., 0 TD)  
180, Green, CIN at NYJ 09/11 (12 rec., 1 TD)  
174, J. Jones, ATL vs. SD 10/23 (ot) (9 rec., 0 TD)  
174, Hilton, IND vs. SD 09/25 (8 rec., 1 TD)  
173, Cooks, NO vs. CAR 10/16 (7 rec., 1 TD)  
173, Green, CIN vs. MIA 09/29 (10 rec., 1 TD)  
173, Cooper, OAK at TB 10/30 (ot) (12 rec., 1 TD)  
172, Snead, NO vs. OAK 09/11 (9 rec., 1 TD)  
171, Baldwin, SEA vs. ARI 12/24 (13 rec., 1 TD)  
171, Hilton, IND vs. CHI 10/09 (10 rec., 1 TD)  
169, Green, CIN vs. CLE 10/23 (8 rec., 1 TD)  
165, Tate, DET vs. LA 10/16 (8 rec., 1 TD)  
164, Baldwin, SEA vs. SF 09/25 (8 rec., 1 TD)  
164, Diggs, MIN at WAS 11/13 (13 rec., 0 TD)  
162, Sanders, DEN vs. KC 11/27 (ot) (7 rec., 1 TD)  
162, Woods, BUF at SEA 11/07 (10 rec., 0 TD)  
162, R. Gronkowski, NE vs. CIN 10/16 (7 rec., 1 TD)  
160, Kelce, KC vs. DEN 12/25 (11 rec., 1 TD)  
156, Adams, GB at TEN 11/13 (6 rec., 0 TD)  
156, Thomas, NO at ATL 01/01 (10 rec., 1 TD)  
154, Nelson, GB vs. MIN 12/24 (9 rec., 2 TD)  
154, Brown, PIT vs. DAL 11/13 (14 rec., 1 TD)  
154, Watkins, BUF vs. MIA 12/24 (ot) (7 rec., 1 TD)  
151, Edelman, NE at MIA 01/01 (8 rec., 1 TD)  
150, Evans, TB vs. ATL 11/03 (11 rec., 2 TD)  
150, Beckham, NYG at PHI 12/22 (11 rec., 0 TD)  
147, A. Robinson, JAX vs. TEN 12/24 (9 rec., 0 TD)  
146, Hilton, IND at NYJ 12/05 (9 rec., 0 TD)  
145, Tate, DET at NO 12/04 (8 rec., 1 TD)  
144, Jo. Brown, ARI vs. LA 10/02 (10 rec., 0 TD)  
144, Pryor, CLE at MIA 09/25 (ot) (8 rec., 0 TD)  
143, Cooks, NO vs. OAK 09/11 (6 rec., 2 TD)  
140, Ty. Williams, SD at ATL 10/23 (ot) (7 rec., 0 TD)  
140, Kelce, KC at ATL 12/04 (8 rec., 0 TD)  
140, Brown, PIT at PHI 09/25 (12 rec., 0 TD)  
139, Ertz, PHI vs. DAL 01/01 (13 rec., 2 TD)  
139, Coates, PIT vs. NYJ 10/09 (6 rec., 2 TD)  
139, J. Jones, ATL at SEA 10/16 (7 rec., 1 TD)  
138, Cooper, OAK vs. SD 10/09 (6 rec., 1 TD)  
137, Cooper, OAK at NO 09/11 (6 rec., 0 TD)  
136, Britt, LA at DET 10/16 (7 rec., 2 TD)  
135, Landry, MIA at NE 09/18 (10 rec., 0 TD)  
135, J. Jones, ATL at PHI 11/13 (10 rec., 0 TD)  
135, Meredith, CHI vs. WAS 12/24 (9 rec., 1 TD)  
134, Witten, DAL at CLE 11/06 (8 rec., 1 TD)  
133, Hilton, IND at TEN 10/23 (7 rec., 1 TD)  
133, Wright, TEN vs. CLE 10/16 (8 rec., 1 TD)  
132, Fitzgerald, ARI vs. SF 11/13 (12 rec., 0 TD)  
132, Evans, TB vs. LA 09/25 (10 rec., 1 TD)  
132, Coleman, ATL at DEN 10/09 (4 rec., 1 TD)  
132, Adams, GB vs. CHI 10/20 (13 rec., 2 TD)  
132, Nelson, ARI at SEA 12/24 (3 rec., 1 TD)  
131, Pryor, CLE vs. NYG 11/27 (6 rec., 0 TD)  
130, LaFell, CIN at HOU 12/24 (6 rec., 1 TD)  
130, Lockett, SEA vs. LA 12/15 (7 rec., 1 TD)  
130, Meredith, CHI at IND 10/09 (9 rec., 1 TD)  
130, Thomas, NO at KC 10/23 (10 rec., 0 TD)  
129, Hogan, NE vs. BAL 12/12 (5 rec., 1 TD)  
129, Cooper, OAK vs. KC 10/16 (10 rec., 0 TD)  
129, Ware, KC vs. SD 09/11 (ot) (7 rec., 0 TD)  
128, Sproles, PHI vs. PIT 09/25 (6 rec., 1 TD)  
127, Thielen, MIN vs. HOU 10/09 (7 rec., 1 TD)  
126, Brown, PIT at WAS 09/12 (8 rec., 2 TD)  
126, Decker, NYJ at BUF 09/15 (6 rec., 1 TD)  
126, Nelson, GB at TEN 11/13 (12 rec., 1 TD)  
126, Thomas, DEN at TEN 12/11 (10 rec., 0 TD)  
125, M. Wilson, CHI vs. TEN 11/27 (8 rec., 1 TD)  
125, Ty. Williams, SD vs. MIA 11/13 (5 rec., 1 TD)  
124, Nelson, GB at CHI 12/18 (7 rec., 0 TD)  
124, Walker, TEN vs. GB 11/13 (9 rec., 1 TD)  
124, Wallace, BAL vs. PIT 11/06 (4 rec., 1 TD)  
123, Hopkins, HOU at TEN 01/01 (7 rec., 0 TD)  
122, Tate, DET at NYG 12/18 (8 rec., 0 TD)

122, Olsen, CAR vs. SF 09/18 (5 rec., 1 TD)  
122, Matthews, TEN at IND 11/20 (9 rec., 0 TD)  
121, Beckham, NYG vs. WAS 09/25 (7 rec., 0 TD)  
121, Green, CIN vs. WAS 10/30 (ot) (9 rec., 0 TD)  
120, Inman, SD vs. NO 10/02 (7 rec., 1 TD)  
120, Wallace, BAL at NYJ 10/23 (10 rec., 0 TD)  
120, Landry, MIA vs. CLE 09/25 (ot) (7 rec., 1 TD)  
119, Inman, SD at HOU 11/27 (6 rec., 1 TD)  
118, Nelson, GB vs. HOU 12/04 (8 rec., 1 TD)  
118, M. Jones, DET vs. TEN 09/18 (8 rec., 0 TD)  
118, D. Jackson, WAS at DAL 11/24 (4 rec., 1 TD)  
117, Rudolph, MIN vs. CHI 01/01 (11 rec., 1 TD)  
117, Sanders, DEN at CIN 09/25 (9 rec., 2 TD)  
117, Ty. Williams, SD at OAK 10/09 (5 rec., 1 TD)  
117, Shepard, NYG vs. NO 09/18 (8 rec., 0 TD)  
117, Benjamin, SD at OAK 10/09 (7 rec., 0 TD)  
116, Garcon, WAS vs. GB 11/20 (6 rec., 1 TD)  
116, Bryant, DAL at PIT 11/13 (6 rec., 1 TD)  
115, Hilton, IND vs. HOU 12/11 (9 rec., 1 TD)  
115, Ginn, CAR at OAK 11/27 (4 rec., 1 TD)  
115, Benjamin, SD vs. JAX 09/18 (6 rec., 2 TD)  
114, B. Marshall, NYJ at PIT 10/09 (8 rec., 1 TD)  
114, Matthews, PHI vs. CLE 09/11 (7 rec., 1 TD)  
114, Bennett, NE vs. MIA 09/18 (5 rec., 1 TD)  
114, Hogan, NE at CLE 10/09 (4 rec., 0 TD)  
114, Matthews, TEN vs. HOU 01/01 (9 rec., 1 TD)  
114, D. Jackson, WAS at CHI 12/24 (5 rec., 0 TD)  
113, Lee, JAX vs. MIN 12/11 (5 rec., 0 TD)  
113, J. Jones, ATL vs. KC 12/04 (7 rec., 0 TD)  
113, Adams, GB at PHI 11/28 (5 rec., 2 TD)  
113, Graham, SEA at NYJ 10/02 (6 rec., 0 TD)  
113, Hopkins, HOU vs. KC 09/18 (7 rec., 1 TD)  
113, Meredith, CHI vs. JAX 10/16 (11 rec., 0 TD)  
113, Bryant, DAL vs. PHI 10/30 (ot) (4 rec., 1 TD)  
112, Goodwin, BUF vs. NYJ 09/15 (2 rec., 1 TD)  
112, Ertz, PHI vs. WAS 12/11 (10 rec., 0 TD)  
111, A. Robinson, ATL vs. SF 12/18 (4 rec., 0 TD)  
111, J. Jones, ATL at TB 11/03 (8 rec., 1 TD)  
111, D. Jackson, WAS vs. CAR 12/19 (7 rec., 0 TD)  
111, S. Smith, BAL vs. OAK 10/02 (8 rec., 1 TD)  
111, Royal, CHI vs. DET 10/02 (7 rec., 1 TD)  
110, Green, PIT vs. NYG 12/04 (6 rec., 1 TD)  
110, Crabtree, OAK vs. CAR 11/27 (8 rec., 0 TD)  
110, Thompson, CHI vs. GB 12/18 (8 rec., 0 TD)  
109, Britt, LA at NYJ 11/13 (7 rec., 0 TD)  
109, Fleener, NO vs. ATL 09/26 (7 rec., 1 TD)  
109, R. Gronkowski, NE at CLE 10/09 (5 rec., 0 TD)  
109, R. Gronkowski, NE at BUF 10/30 (5 rec., 1 TD)  
109, Bennett, NE vs. BUF 10/02 (5 rec., 0 TD)  
109, Enunwa, NYJ vs. NE 11/27 (5 rec., 1 TD)  
108, Benjamin, CAR vs. SF 09/18 (7 rec., 2 TD)  
108, Thomas, NO vs. LA 11/27 (9 rec., 2 TD)  
108, Crabtree, OAK at TB 10/30 (ot) (8 rec., 0 TD)  
108, Crowder, WAS at DET 10/23 (7 rec., 0 TD)  
108, Kelce, KC vs. TB 11/20 (7 rec., 0 TD)  
108, Cobb, GB vs. NYG 10/09 (9 rec., 0 TD)  
108, Landry, MIA at NYJ 12/17 (3 rec., 1 TD)  
107, Lee, JAX vs. OAK 10/23 (7 rec., 0 TD)  
107, A. Robinson, JAX vs. HOU 11/13 (9 rec., 1 TD)  
107, Fuller, HOU vs. CHI 09/11 (5 rec., 1 TD)  
107, Crowder, WAS at CIN 10/30 (ot) (9 rec., 1 TD)  
106, Brown, PIT vs. NE 10/23 (7 rec., 0 TD)  
106, Parker, MIA at NE 09/18 (8 rec., 0 TD)  
106, Patton, SF vs. NO 11/06 (6 rec., 0 TD)  
106, J. Jones, ATL at OAK 09/18 (5 rec., 1 TD)  
105, Cook, GB at WAS 11/20 (6 rec., 1 TD)  
105, Jeffery, CHI at HOU 09/11 (4 rec., 0 TD)  
105, Evans, TB at KC 11/20 (6 rec., 0 TD)  
105, Hilton, IND at OAK 12/24 (4 rec., 0 TD)  
105, Matthews, TEN at KC 12/18 (4 rec., 0 TD)  
104, Fuller, HOU vs. KC 09/18 (4 rec., 0 TD)  
104, Adams, GB vs. SEA 12/11 (4 rec., 1 TD)  
104, Evans, TB vs. SEA 11/27 (8 rec., 2 TD)  
104, C. Coleman, CLE vs. BAL 09/18 (5 rec., 2 TD)  
104, Baldwin, SEA vs. PHI 11/20 (4 rec., 0 TD)  
104, Meredith, CHI vs. GB 12/18 (9 rec., 0 TD)  
103, Graham, SEA vs. BUF 11/07 (8 rec., 2 TD)  
103, Parker, MIA at SD 11/13 (5 rec., 0 TD)  
103, Landry, MIA vs. ARI 12/11 (4 rec., 0 TD)  
103, Diggs, MIN at TEN 09/11 (7 rec., 0 TD)  
103, D. Johnson, ARI at ATL 11/27 (8 rec., 1 TD)  
103, Rogers, PIT at BAL 11/06 (6 rec., 0 TD)  
102, Pitta, BAL at CLE 09/18 (9 rec., 0 TD)  
102, Bennett, NE vs. SEA 11/13 (7 rec., 0 TD)  
102, D. Jackson, WAS vs. PIT 09/12 (6 rec., 0 TD)

102, Crowder, WAS vs. GB 11/20 (3 rec., 1 TD)  
102, Kerley, SF vs. ARI 10/06 (8 rec., 1 TD)  
102, Crabtree, OAK at TEN 09/25 (8 rec., 0 TD)  
102, D. Jackson, WAS at PHI 12/11 (3 rec., 1 TD)  
102, Eifert, CIN vs. WAS 10/30 (ot) (9 rec., 1 TD)  
102, Bryant, DAL at WAS 09/18 (7 rec., 0 TD)  
101, Thielen, MIN at JAX 12/11 (4 rec., 0 TD)  
101, Kelce, KC vs. OAK 12/08 (5 rec., 0 TD)  
101, Kelce, KC at IND 10/30 (7 rec., 1 TD)  
101, Kelce, KC at DEN 11/27 (ot) (8 rec., 0 TD)  
101, Edelman, NE vs. LA 12/04 (8 rec., 0 TD)  
101, Pryor, CLE vs. NYJ 10/30 (6 rec., 0 TD)  
101, Floyd, ARI vs. SF 11/13 (5 rec., 0 TD)  
101, Nelson, GB vs. DET 09/25 (6 rec., 2 TD)  
101, B. Marshall, NYJ at BUF 09/15 (6 rec., 0 TD)  
100, Thomas, DEN at CIN 09/25 (6 rec., 1 TD)  
100, Humphries, TB vs. LA 09/25 (9 rec., 0 TD)  
100, Beckham, NYG at PIT 12/04 (10 rec., 0 TD)  
100, Stills, MIA vs. BUF 10/23 (5 rec., 1 TD)  
100, Graham, SEA vs. SF 09/25 (6 rec., 1 TD)  
100, Sanders, DEN at TEN 12/11 (11 rec., 1 TD)  
100, Bernard, CIN at PIT 09/18 (9 rec., 1 TD)

**WEEK 17 / THROUGH SUNDAY, JANUARY 1, 2017**

**100-Yard Rushing Games**

236, Bell, PIT at BUF 12/11 (38 att., 3 TD)  
214, Ajayi, MIA vs. BUF 10/23 (28 att., 1 TD)  
206, Ajayi, MIA at BUF 12/24 (ot) (32 att., 1 TD)  
204, Ajayi, MIA vs. PIT 10/16 (25 att., 2 TD)  
196, Gordon, SD vs. TEN 11/06 (32 att., 1 TD)  
193, Hyde, SF vs. NYJ 12/11 (ot) (17 att., 0 TD)  
168, Hill, CIN vs. CLE 10/23 (9 att., 1 TD)  
162, Montgomery, GB at CHI 12/18 (16 att., 2 TD)  
159, Elliott, DAL vs. TB 12/18 (23 att., 1 TD)  
158, Ingram, NO at SF 11/06 (15 att., 1 TD)  
157, Elliott, DAL at GB 10/16 (28 att., 0 TD)  
157, D. Johnson, ARI at SF 10/06 (27 att., 2 TD)  
154, Rodgers, TB at SF 10/23 (26 att., 0 TD)  
153, Howard, CHI vs. MIN 10/31 (26 att., 1 TD)  
153, McCoy, BUF vs. CLE 12/18 (19 att., 2 TD)  
152, Crowell, CLE at PIT 01/01 (ot) (19 att., 0 TD)  
152, Freeman, ATL at NO 09/26 (14 att., 0 TD)  
150, McCoy, BUF at LA 10/09 (18 att., 0 TD)  
149, L. Miller, HOU vs. IND 10/16 (ot) (24 att., 1 TD)  
146, Bell, PIT at CLE 11/20 (28 att., 1 TD)  
146, Ingram, NO vs. LA 11/27 (14 att., 1 TD)  
145, Powell, NYJ at SF 12/11 (ot) (29 att., 2 TD)  
144, Bell, PIT vs. KC 10/02 (18 att., 0 TD)  
143, D. Williams, PIT at WAS 09/12 (26 att., 2 TD)  
140, Elliott, DAL vs. CHI 09/25 (30 att., 0 TD)  
140, McCoy, BUF vs. SF 10/16 (19 att., 3 TD)  
139, Freeman, ATL vs. SF 12/18 (20 att., 3 TD)  
138, Elliott, DAL at SF 10/02 (23 att., 1 TD)  
137, Kelley, WAS vs. GB 11/20 (24 att., 3 TD)  
135, Jones, WAS vs. PHI 10/16 (16 att., 1 TD)  
135, Howard, CHI at MIN 01/01 (23 att., 0 TD)  
134, Elliott, DAL vs. CIN 10/09 (15 att., 2 TD)  
133, Crowell, CLE vs. BAL 09/18 (18 att., 1 TD)  
132, Stewart, CAR at WAS 12/19 (25 att., 0 TD)  
131, Ware, KC at OAK 10/16 (24 att., 1 TD)  
130, McCoy, BUF at OAK 12/04 (17 att., 0 TD)  
128, Mathews, PHI at BAL 12/18 (20 att., 1 TD)  
128, McCoy, BUF vs. MIA 12/24 (ot) (24 att., 1 TD)  
127, Blount, NE at PIT 10/23 (24 att., 2 TD)  
124, Blount, NE at SF 11/20 (19 att., 0 TD)  
123, Murray, TEN vs. GB 11/13 (17 att., 1 TD)  
123, Blount, NE vs. MIA 09/18 (29 att., 1 TD)  
123, Murray, TEN vs. JAX 10/27 (21 att., 1 TD)  
122, Bell, PIT vs. BAL 12/25 (20 att., 1 TD)  
122, C. Grant, JAX at IND 01/01 (18 att., 1 TD)  
122, Powell, NYJ vs. BUF 01/01 (22 att., 0 TD)  
121, Murray, TEN at MIA 10/09 (27 att., 0 TD)  
120, Crowell, CLE at WAS 10/02 (16 att., 1 TD)  
120, Bell, PIT at IND 11/24 (23 att., 1 TD)  
119, Howard, CHI vs. WAS 12/24 (18 att., 0 TD)  
119, Burkhead, CIN vs. BAL 01/01 (27 att., 2 TD)  
118, Howard, CHI at IND 10/09 (16 att., 0 TD)  
118, Bell, PIT vs. NYG 12/04 (29 att., 0 TD)  
117, Jones, WAS vs. CLE 10/02 (22 att., 1 TD)  
117, Howard, CHI vs. SF 12/04 (32 att., 3 TD)  
114, Elliott, DAL at PIT 11/13 (21 att., 2 TD)  
114, Murray, OAK vs. DEN 11/06 (20 att., 3 TD)  
114, Murray, TEN vs. OAK 09/25 (16 att., 1 TD)  
113, D. Johnson, ARI vs. SEA 10/23 (ot) (33 att., 0 TD)  
113, Crowell, CLE vs. CIN 12/11 (10 att., 0 TD)  
113, Kaepernick, SF at MIA 11/27 (10 att., 0 TD)  
113, West, BAL vs. OAK 10/02 (21 att., 1 TD)  
111, Howard, CHI vs. DET 10/02 (23 att., 0 TD)  
111, Gordon, SD at DEN 10/30 (23 att., 0 TD)  
111, Hill, CIN at CLE 12/11 (25 att., 1 TD)  
111, Ajayi, MIA vs. NYJ 11/06 (24 att., 1 TD)  
111, D. Johnson, ARI vs. NYJ 10/17 (22 att., 3 TD)  
110, McCoy, BUF vs. ARI 09/25 (17 att., 2 TD)  
109, Mathews, PHI vs. ATL 11/13 (19 att., 2 TD)  
107, L. Miller, HOU at IND 12/11 (21 att., 1 TD)  
107, C. Anderson, DEN vs. HOU 10/24 (16 att., 1 TD)  
107, Ivory, JAX at KC 11/06 (18 att., 0 TD)  
107, Murray, TEN vs. IND 10/23 (25 att., 1 TD)  
107, Elliott, DAL at NYG 12/11 (24 att., 0 TD)  
106, Rawls, SEA vs. CAR 12/04 (15 att., 2 TD)  
106, Michael, SEA vs. SF 09/25 (20 att., 2 TD)  
106, L. Miller, HOU vs. CHI 09/11 (28 att., 0 TD)  
106, Gore, IND at HOU 10/16 (ot) (22 att., 0 TD)  
105, Blount, NE vs. HOU 09/22 (24 att., 2 TD)

104, L. Miller, HOU at OAK 11/21 (24 att., 1 TD)  
104, Hogan, CLE at CIN 10/23 (7 att., 1 TD)  
103, McCoy, BUF vs. JAX 11/27 (19 att., 2 TD)  
103, Ingram, NO at ATL 01/01 (20 att., 1 TD)  
103, D. Johnson, ARI at MIN 11/20 (22 att., 1 TD)  
103, Murray, OAK at KC 12/08 (22 att., 1 TD)  
103, Lacy, GB vs. DET 09/25 (17 att., 0 TD)  
103, Hyde, SF at SEA 09/25 (21 att., 2 TD)  
102, Gordon, SD vs. JAX 09/18 (24 att., 1 TD)  
102, Perkins, NYG at WAS 01/01 (21 att., 0 TD)  
102, Hightower, NO vs. SEA 10/30 (26 att., 0 TD)  
101, Rodgers, TB at CAR 10/10 (30 att., 0 TD)  
101, Gore, IND at MIN 12/18 (26 att., 0 TD)  
100, Forte, NYJ vs. BAL 10/23 (30 att., 1 TD)  
100, Forte, NYJ at BUF 09/15 (30 att., 3 TD)  
100, Whittaker, CAR vs. SF 09/18 (16 att., 0 TD)  
100, Howard, CHI at TB 11/13 (15 att., 0 TD)

**WEEK 17 / THROUGH SUNDAY, JANUARY 1, 2017**

**AFC / LEADING PASSERS**

| Player, Team         | Att | Comp | Pct  |      | Avg  |    | Pct |      |     | Pct | Rating |
|----------------------|-----|------|------|------|------|----|-----|------|-----|-----|--------|
|                      |     |      | Comp | Yds  | Gain | TD | TD  | Long | Int |     |        |
| Brady, N.E.          | 432 | 291  | 67.4 | 3554 | 8.23 | 28 | 6.5 | 79t  | 2   | 0.5 | 112.2  |
| Carr, Oak.           | 560 | 357  | 63.7 | 3937 | 7.03 | 28 | 5.0 | 75t  | 6   | 1.1 | 96.7   |
| Luck, Ind.           | 545 | 346  | 63.5 | 4240 | 7.78 | 31 | 5.7 | 64t  | 13  | 2.4 | 96.4   |
| Mariota, Ten.        | 451 | 276  | 61.2 | 3426 | 7.60 | 26 | 5.8 | 60   | 9   | 2.0 | 95.6   |
| Roethlisberger, Pit. | 509 | 328  | 64.4 | 3819 | 7.50 | 29 | 5.7 | 72t  | 13  | 2.6 | 95.4   |
| Tannehill, Mia.      | 389 | 261  | 67.1 | 2995 | 7.70 | 19 | 4.9 | 74t  | 12  | 3.1 | 93.5   |
| Dalton, Cin.         | 563 | 364  | 64.7 | 4206 | 7.47 | 18 | 3.2 | 86t  | 8   | 1.4 | 91.8   |
| A. Smith, K.C.       | 489 | 328  | 67.1 | 3502 | 7.16 | 15 | 3.1 | 80t  | 8   | 1.6 | 91.2   |
| Taylor, Buf.         | 436 | 269  | 61.7 | 3023 | 6.93 | 17 | 3.9 | 84t  | 6   | 1.4 | 89.7   |
| Rivers, S.D.         | 578 | 349  | 60.4 | 4386 | 7.59 | 33 | 5.7 | 59   | 21  | 3.6 | 87.9   |
| Siemian, Den.        | 486 | 289  | 59.5 | 3401 | 7.00 | 18 | 3.7 | 76t  | 10  | 2.1 | 84.6   |
| Flacco, Bal.         | 672 | 436  | 64.9 | 4317 | 6.42 | 20 | 3.0 | 95t  | 15  | 2.2 | 83.5   |
| Bortles, Jac.        | 625 | 368  | 58.9 | 3905 | 6.25 | 23 | 3.7 | 51t  | 16  | 2.6 | 78.8   |
| Oswieiler, Hou.      | 510 | 301  | 59.0 | 2957 | 5.80 | 15 | 2.9 | 53   | 16  | 3.1 | 72.2   |
| Fitzpatrick, NY-J    | 403 | 228  | 56.6 | 2710 | 6.72 | 12 | 3.0 | 57   | 17  | 4.2 | 69.6   |

**AFC / LEADING PASSERS, RANKS**

| Player, Team         | Att | Comp | Pct  |     | Avg  |     | Pct |      |     | Pct | Rating |
|----------------------|-----|------|------|-----|------|-----|-----|------|-----|-----|--------|
|                      |     |      | Comp | Yds | Gain | TD  | TD  | Long | Int |     |        |
| Brady, N.E.          | 13  | 10   | 1    | 8   | 1    | 4t  | 1   |      | 1   | 1   | 1      |
| Carr, Oak.           | 5   | 4    | 7    | 5   | 9    | 4t  | 6   |      | 2t  | 2   | 2      |
| Luck, Ind.           | 6   | 6    | 8    | 3   | 2    | 2   | 5   |      | 9t  | 9   | 3      |
| Mariota, Ten.        | 11  | 12   | 10   | 10  | 4    | 6   | 2   |      | 6   | 6   | 4      |
| Roethlisberger, Pit. | 8   | 7t   | 6    | 7   | 6    | 3   | 4   |      | 9t  | 10  | 5      |
| Tannehill, Mia.      | 15  | 14   | 2    | 13  | 3    | 9   | 7   |      | 8   | 12  | 6      |
| Dalton, Cin.         | 4   | 3    | 5    | 4   | 7    | 10t | 11  |      | 4t  | 4   | 7      |
| A. Smith, K.C.       | 9   | 7t   | 3    | 9   | 8    | 13t | 12  |      | 4t  | 5   | 8      |
| Taylor, Buf.         | 12  | 13   | 9    | 12  | 11   | 12  | 8   |      | 2t  | 3   | 9      |
| Rivers, S.D.         | 3   | 5    | 11   | 1   | 5    | 1   | 3   |      | 15  | 14  | 10     |
| Siemian, Den.        | 10  | 11   | 12   | 11  | 10   | 10t | 9   |      | 7   | 7   | 11     |
| Flacco, Bal.         | 1   | 1    | 4    | 2   | 13   | 8   | 14  |      | 11  | 8   | 12     |
| Bortles, Jac.        | 2   | 2    | 14   | 6   | 14   | 7   | 10  |      | 12t | 11  | 13     |
| Oswieiler, Hou.      | 7   | 9    | 13   | 14  | 15   | 13t | 15  |      | 12t | 13  | 14     |
| Fitzpatrick, NY-J    | 14  | 15   | 15   | 15  | 12   | 15  | 13  |      | 14  | 15  | 15     |



**WEEK 17 / THROUGH SUNDAY, JANUARY 1, 2017****AFC / FOURTH-QUARTER PASSING LEADERS**

| Rank | Player, Team         | Att | Comp | Comp% | Yards | YPA  | TD | TD% | Int | Int% | Rating |
|------|----------------------|-----|------|-------|-------|------|----|-----|-----|------|--------|
| 1)   | Roethlisberger, Pit. | 138 | 96   | 69.6  | 1182  | 8.57 | 10 | 7.2 | 2   | 1.4  | 113.9  |
| 2)   | Brady, N.E.          | 84  | 56   | 66.7  | 799   | 9.51 | 4  | 4.8 | 0   | 0.0  | 113.1  |
| 3)   | Carr, Oak.           | 130 | 78   | 60.0  | 1083  | 8.33 | 10 | 7.7 | 1   | 0.8  | 109.2  |
| 4)   | Luck, Ind.           | 159 | 102  | 64.2  | 1300  | 8.18 | 11 | 6.9 | 2   | 1.3  | 107.4  |
| 5)   | Siemian, Den.        | 128 | 76   | 59.4  | 1114  | 8.70 | 9  | 7.0 | 3   | 2.3  | 101.5  |
| 6)   | A. Smith, K.C.       | 125 | 86   | 68.8  | 810   | 6.48 | 5  | 4.0 | 2   | 1.6  | 93.1   |
| 7)   | Tannehill, Mia.      | 102 | 65   | 63.7  | 749   | 7.34 | 7  | 6.9 | 4   | 3.9  | 92.3   |
| 8)   | Mariota, Ten.        | 132 | 79   | 59.8  | 855   | 6.48 | 7  | 5.3 | 3   | 2.3  | 87.2   |
| 9)   | Taylor, Buf.         | 103 | 59   | 57.3  | 733   | 7.12 | 6  | 5.8 | 3   | 2.9  | 86.8   |
| 10)  | Osweiler, Hou.       | 145 | 89   | 61.4  | 839   | 5.79 | 5  | 3.4 | 2   | 1.4  | 83.1   |
| 11)  | Bortles, Jac.        | 202 | 117  | 57.9  | 1280  | 6.34 | 10 | 5.0 | 5   | 2.5  | 82.9   |
| 12)  | Dalton, Cin.         | 147 | 90   | 61.2  | 984   | 6.69 | 4  | 2.7 | 4   | 2.7  | 78.7   |
| 13)  | Flacco, Bal.         | 169 | 103  | 60.9  | 1060  | 6.27 | 4  | 2.4 | 4   | 2.4  | 77.0   |
| 14)  | *Kessler, Cle.       | 52  | 30   | 57.7  | 331   | 6.37 | 1  | 1.9 | 1   | 1.9  | 75.1   |
| 15)  | McCown, Cle.         | 75  | 41   | 54.7  | 457   | 6.09 | 3  | 4.0 | 4   | 5.3  | 64.1   |
| 16)  | Rivers, S.D.         | 162 | 90   | 55.6  | 1079  | 6.66 | 5  | 3.1 | 9   | 5.6  | 63.3   |
| 17)  | Petty, NY-J          | 43  | 23   | 53.5  | 241   | 5.60 | 1  | 2.3 | 2   | 4.7  | 58.4   |
| 18)  | Fitzpatrick, NY-J    | 109 | 56   | 51.4  | 705   | 6.47 | 2  | 1.8 | 10  | 9.2  | 39.7   |

**AFC / THIRD-DOWN PASSING LEADERS**

| Rank | Player, Team         | Att | Comp | Comp% | Yards | YPA   | TD | TD% | Int | Int% | Rating |
|------|----------------------|-----|------|-------|-------|-------|----|-----|-----|------|--------|
| 1)   | Brady, N.E.          | 123 | 82   | 66.7  | 1289  | 10.48 | 11 | 8.9 | 1   | 0.8  | 127.7  |
| 2)   | Roethlisberger, Pit. | 133 | 78   | 58.6  | 1141  | 8.58  | 11 | 8.3 | 2   | 1.5  | 108.0  |
| 3)   | Mariota, Ten.        | 142 | 87   | 61.3  | 1218  | 8.58  | 11 | 7.7 | 3   | 2.1  | 105.9  |
| 4)   | Siemian, Den.        | 132 | 76   | 57.6  | 993   | 7.52  | 9  | 6.8 | 4   | 3.0  | 91.5   |
| 5)   | Carr, Oak.           | 155 | 88   | 56.8  | 1075  | 6.94  | 7  | 4.5 | 1   | 0.6  | 90.7   |
| 6)   | Dalton, Cin.         | 158 | 93   | 58.9  | 1126  | 7.13  | 7  | 4.4 | 2   | 1.3  | 90.3   |
| 7)   | Flacco, Bal.         | 180 | 111  | 61.7  | 1272  | 7.07  | 6  | 3.3 | 2   | 1.1  | 89.4   |
| 8)   | Taylor, Buf.         | 118 | 66   | 55.9  | 828   | 7.02  | 6  | 5.1 | 2   | 1.7  | 87.8   |
| 9)   | Tannehill, Mia.      | 118 | 69   | 58.5  | 883   | 7.48  | 7  | 5.9 | 4   | 3.4  | 87.6   |
| 10)  | Rivers, S.D.         | 152 | 92   | 60.5  | 973   | 6.40  | 7  | 4.6 | 5   | 3.3  | 80.8   |
| 11)  | Luck, Ind.           | 126 | 72   | 57.1  | 829   | 6.58  | 6  | 4.8 | 4   | 3.2  | 79.8   |
| 12)  | Osweiler, Hou.       | 142 | 86   | 60.6  | 866   | 6.10  | 3  | 2.1 | 4   | 2.8  | 73.3   |
| 13)  | A. Smith, K.C.       | 130 | 78   | 60.0  | 777   | 5.98  | 2  | 1.5 | 3   | 2.3  | 72.5   |
| 14)  | Bortles, Jac.        | 176 | 96   | 54.5  | 939   | 5.34  | 6  | 3.4 | 10  | 5.7  | 57.5   |
| 15)  | Fitzpatrick, NY-J    | 111 | 57   | 51.4  | 614   | 5.53  | 1  | 0.9 | 4   | 3.6  | 55.9   |

**WEEK 17 / THROUGH SUNDAY, JANUARY 1, 2017****AFC / LEADING RUSHERS**

| Rank | Player, Team            | Att | Yards | Avg  | Long | TD |
|------|-------------------------|-----|-------|------|------|----|
| 1)   | Murray, Ten.            | 293 | 1287  | 4.4  | 75t  | 9  |
| 2)   | Ajayi, Mia.             | 260 | 1272  | 4.9  | 62t  | 8  |
| 3)   | Bell, Pit.              | 261 | 1268  | 4.9  | 44   | 7  |
| 4)   | McCoy, Buf.             | 234 | 1267  | 5.4  | 75t  | 13 |
| 5)   | Blount, N.E.            | 299 | 1161  | 3.9  | 44   | 18 |
| 6)   | L. Miller, Hou.         | 268 | 1073  | 4.0  | 45   | 5  |
| 7)   | Gore, Ind.              | 263 | 1025  | 3.9  | 22   | 4  |
| 8)   | Gordon, S.D.            | 254 | 997   | 3.9  | 48   | 10 |
| 9)   | Crowell, Cle.           | 198 | 952   | 4.8  | 85t  | 7  |
| 10)  | Ware, K.C.              | 214 | 921   | 4.3  | 46   | 3  |
| 11)  | Hill, Cin.              | 222 | 839   | 3.8  | 74t  | 9  |
| 12)  | Forte, NY-J             | 218 | 813   | 3.7  | 32   | 7  |
| 13)  | Murray, Oak.            | 195 | 788   | 4.0  | 42   | 12 |
| 14)  | West, Bal.              | 193 | 774   | 4.0  | 41   | 5  |
| 15)  | Powell, NY-J            | 131 | 722   | 5.5  | 35t  | 3  |
| 16)  | *Booker, Den.           | 174 | 612   | 3.5  | 18   | 4  |
| 17)  | Taylor, Buf. (QB)       | 95  | 580   | 6.1  | 49   | 6  |
| 18)  | Gillislee, Buf.         | 101 | 577   | 5.7  | 44t  | 8  |
| 19)  | *Richard, Oak.          | 83  | 491   | 5.9  | 75t  | 1  |
| 20)  | *Henry, Ten.            | 110 | 490   | 4.5  | 22   | 5  |
| 21)  | *Washington, Oak.       | 87  | 467   | 5.4  | 30   | 2  |
| 22)  | Yeldon, Jac.            | 130 | 465   | 3.6  | 16   | 1  |
| 23)  | Ivory, Jac.             | 117 | 439   | 3.8  | 42   | 3  |
| 24)  | C. Anderson, Den.       | 110 | 437   | 4.0  | 28   | 4  |
| 25)  | Blue, Hou.              | 100 | 420   | 4.2  | 25   | 1  |
| 26)  | *Dixon, Bal.            | 88  | 382   | 4.3  | 20   | 2  |
| 27)  | Bortles, Jac. (QB)      | 58  | 359   | 6.2  | 27   | 3  |
| 28)  | D. Johnson, Cle.        | 73  | 358   | 4.9  | 22   | 1  |
| 29)  | Mariota, Ten. (QB)      | 60  | 349   | 5.8  | 41   | 2  |
| 30)  | Burkhead, Cin.          | 74  | 344   | 4.6  | 17   | 2  |
| 31)  | D. Williams, Pit.       | 98  | 343   | 3.5  | 17   | 4  |
| 32)  | Luck, Ind. (QB)         | 64  | 341   | 5.3  | 33   | 2  |
| 33)  | Bernard, Cin.           | 91  | 337   | 3.7  | 17   | 2  |
| 34)  | West, K.C.              | 88  | 293   | 3.3  | 28   | 1  |
| 35)  | Forsett, Bal.-Det.-Den. | 87  | 291   | 3.3  | 64   | 1  |
| 36)  | Lewis, N.E.             | 64  | 283   | 4.4  | 15   | 0  |
| 37)  | *Hill, K.C. (WR)        | 24  | 267   | 11.1 | 70t  | 3  |
| 38)  | *Farrow, S.D.           | 60  | 192   | 3.2  | 11   | 0  |
| 39)  | Griffin III, Cle. (QB)  | 31  | 190   | 6.1  | 20   | 2  |
| 40)  | Dalton, Cin. (QB)       | 46  | 184   | 4.0  | 15   | 4  |
| 41)  | *Drake, Mia.            | 33  | 179   | 5.4  | 45t  | 2  |
| 42)  | J. White, N.E.          | 39  | 166   | 4.3  | 16   | 0  |
| 43t) | C. Grant, Jac.          | 32  | 164   | 5.1  | 57t  | 1  |
| 43t) | Tannehill, Mia. (QB)    | 39  | 164   | 4.2  | 18   | 1  |
| 43t) | Turbin, Ind.            | 47  | 164   | 3.5  | 18   | 7  |
| 46)  | D. Robinson, Jac.       | 41  | 144   | 3.5  | 9    | 0  |
| 47)  | A. Smith, K.C. (QB)     | 48  | 134   | 2.8  | 24   | 5  |
| 48t) | Hillman, Min.-S.D.      | 41  | 131   | 3.2  | 17   | 0  |
| 48t) | Osweiler, Hou. (QB)     | 30  | 131   | 4.4  | 21   | 2  |
| 50)  | Fitzpatrick, NY-J (QB)  | 33  | 130   | 3.9  | 14   | 0  |

**AFC / THIRD-AND-ONE RUSHING LEADERS**

| Rank | Player, Team    | Att | FD | Pct   |
|------|-----------------|-----|----|-------|
| 1t)  | Burkhead, Cin.  | 6   | 6  | 100.0 |
| 1t)  | Turbin, Ind.    | 5   | 5  | 100.0 |
| 3)   | Gillislee, Buf. | 12  | 11 | 91.7  |
| 4t)  | Forte, NY-J     | 7   | 6  | 85.7  |
| 4t)  | Powell, NY-J    | 7   | 6  | 85.7  |
| 6t)  | Felton, Buf.    | 6   | 5  | 83.3  |
| 6t)  | Luck, Ind.      | 6   | 5  | 83.3  |
| 8)   | Bell, Pit.      | 9   | 7  | 77.8  |
| 9)   | Ware, K.C.      | 12  | 9  | 75.0  |
| 10)  | Murray, Ten.    | 15  | 11 | 73.3  |
| 11t) | Blount, N.E.    | 11  | 8  | 72.7  |
| 11t) | Gordon, S.D.    | 11  | 8  | 72.7  |
| 13)  | Murray, Oak.    | 12  | 8  | 66.7  |
| 14t) | *Henry, Ten.    | 7   | 4  | 57.1  |
| 14t) | West, Bal.      | 7   | 4  | 57.1  |
| 16)  | Hill, Cin.      | 9   | 5  | 55.6  |

**WEEK 17 / THROUGH SUNDAY, JANUARY 1, 2017****AFC / LEADERS IN RECEPTIONS**

| Rank | Player, Team           | Rec | Yards | Avg  | Long | TD |
|------|------------------------|-----|-------|------|------|----|
| 1)   | Brown, Pit.            | 106 | 1284  | 12.1 | 51   | 12 |
| 2)   | Edelman, N.E.          | 98  | 1106  | 11.3 | 77t  | 3  |
| 3)   | Landry, Mia.           | 94  | 1136  | 12.1 | 71   | 4  |
| 4)   | Hilton, Ind.           | 91  | 1448  | 15.9 | 63t  | 6  |
| 5)   | Thomas, Den.           | 90  | 1083  | 12.0 | 55t  | 5  |
| 6)   | Crabtree, Oak.         | 89  | 1003  | 11.3 | 56   | 8  |
| 7)   | Pitta, Bal. (TE)       | 86  | 729   | 8.5  | 30   | 2  |
| 8)   | Kelce, K.C. (TE)       | 85  | 1125  | 13.2 | 80t  | 4  |
| 9)   | Cooper, Oak.           | 83  | 1153  | 13.9 | 64t  | 5  |
| 10)  | Sanders, Den.          | 79  | 1032  | 13.1 | 64   | 5  |
| 11)  | Hopkins, Hou.          | 78  | 954   | 12.2 | 51   | 4  |
| 12)  | Pryor, Cle.            | 77  | 1007  | 13.1 | 54   | 4  |
| 13)  | Bell, Pit. (RB)        | 75  | 616   | 8.2  | 32   | 2  |
| 14)  | A. Robinson, Jac.      | 73  | 883   | 12.1 | 42   | 6  |
| 15)  | Wallace, Bal.          | 72  | 1017  | 14.1 | 95t  | 4  |
| 16)  | S. Smith, Bal.         | 70  | 799   | 11.4 | 52t  | 5  |
| 17)  | Ty. Williams, S.D.     | 69  | 1059  | 15.3 | 51t  | 7  |
| 18)  | Green, Cin.            | 66  | 964   | 14.6 | 54t  | 4  |
| 19t) | Matthews, Ten.         | 65  | 945   | 14.5 | 60   | 9  |
| 19t) | Walker, Ten. (TE)      | 65  | 800   | 12.3 | 47   | 7  |
| 21)  | LaFell, Cin.           | 64  | 862   | 13.5 | 86t  | 6  |
| 22)  | Lee, Jac.              | 63  | 851   | 13.5 | 51   | 3  |
| 23)  | *Hill, K.C.            | 61  | 593   | 9.7  | 49   | 6  |
| 24)  | J. White, N.E. (RB)    | 60  | 551   | 9.2  | 61   | 5  |
| 25t) | B. Marshall, NY-J      | 59  | 788   | 13.4 | 41   | 3  |
| 25t) | Doyle, Ind. (TE)       | 59  | 584   | 9.9  | 24   | 5  |
| 27t) | Enunwa, NY-J           | 58  | 857   | 14.8 | 69t  | 4  |
| 27t) | Inman, S.D.            | 58  | 810   | 14.0 | 57t  | 4  |
| 27t) | Powell, NY-J (RB)      | 58  | 388   | 6.7  | 22   | 2  |
| 30)  | Clay, Buf. (TE)        | 57  | 552   | 9.7  | 40t  | 4  |
| 31)  | Parker, Mia.           | 56  | 744   | 13.3 | 56t  | 4  |
| 32t) | Bennett, N.E. (TE)     | 55  | 701   | 12.7 | 58   | 7  |
| 32t) | Barnidge, Cle. (TE)    | 55  | 612   | 11.1 | 43   | 2  |
| 34t) | *Boyd, Cin.            | 54  | 603   | 11.2 | 30   | 1  |
| 34t) | Fiedorowicz, Hou. (TE) | 54  | 559   | 10.4 | 26t  | 4  |
| 36t) | Gates, S.D. (TE)       | 53  | 548   | 10.3 | 27   | 7  |
| 36t) | D. Johnson, Cle. (RB)  | 53  | 514   | 9.7  | 32   | 0  |
| 36t) | Murray, Ten. (RB)      | 53  | 377   | 7.1  | 35   | 3  |
| 39)  | Woods, Buf.            | 51  | 613   | 12.0 | 34   | 1  |
| 40t) | Griffin, Hou. (TE)     | 50  | 442   | 8.8  | 45   | 2  |
| 40t) | McCoy, Buf. (RB)       | 50  | 356   | 7.1  | 41   | 1  |
| 40t) | Yeldon, Jac. (RB)      | 50  | 312   | 6.2  | 17   | 1  |
| 43)  | Rogers, Pit.           | 48  | 594   | 12.4 | 39   | 3  |
| 44t) | Benjamin, S.D.         | 47  | 677   | 14.4 | 54   | 4  |
| 44t) | *Fuller, Hou.          | 47  | 635   | 13.5 | 53   | 2  |
| 46t) | Maclin, K.C.           | 44  | 536   | 12.2 | 44   | 2  |
| 46t) | Conley, K.C.           | 44  | 530   | 12.0 | 39   | 0  |
| 48t) | Stills, Mia.           | 42  | 726   | 17.3 | 74t  | 9  |
| 48t) | *Robby Anderson, NY-J  | 42  | 587   | 14.0 | 52   | 2  |
| 50t) | *Sharpe, Ten.          | 41  | 522   | 12.7 | 34t  | 2  |
| 50t) | Gordon, S.D. (RB)      | 41  | 419   | 10.2 | 35   | 2  |

**WEEK 17 / THROUGH SUNDAY, JANUARY 1, 2017****AFC / RECEIVING YARDAGE LEADERS**

| Rank | Player, Team             | Yards | Rec | Avg  | Long | TD |
|------|--------------------------|-------|-----|------|------|----|
| 1)   | Hilton, Ind.             | 1448  | 91  | 15.9 | 63t  | 6  |
| 2)   | Brown, Pit.              | 1284  | 106 | 12.1 | 51   | 12 |
| 3)   | Cooper, Oak.             | 1153  | 83  | 13.9 | 64t  | 5  |
| 4)   | Landry, Mia.             | 1136  | 94  | 12.1 | 71   | 4  |
| 5)   | Kelce, K.C. (TE)         | 1125  | 85  | 13.2 | 80t  | 4  |
| 6)   | Edelman, N.E.            | 1106  | 98  | 11.3 | 77t  | 3  |
| 7)   | Thomas, Den.             | 1083  | 90  | 12.0 | 55t  | 5  |
| 8)   | Ty. Williams, S.D.       | 1059  | 69  | 15.3 | 51t  | 7  |
| 9)   | Sanders, Den.            | 1032  | 79  | 13.1 | 64   | 5  |
| 10)  | Wallace, Bal.            | 1017  | 72  | 14.1 | 95t  | 4  |
| 11)  | Pryor, Cle.              | 1007  | 77  | 13.1 | 54   | 4  |
| 12)  | Crabtree, Oak.           | 1003  | 89  | 11.3 | 56   | 8  |
| 13)  | Green, Cin.              | 964   | 66  | 14.6 | 54t  | 4  |
| 14)  | Hopkins, Hou.            | 954   | 78  | 12.2 | 51   | 4  |
| 15)  | Matthews, Ten.           | 945   | 65  | 14.5 | 60   | 9  |
| 16)  | A. Robinson, Jac.        | 883   | 73  | 12.1 | 42   | 6  |
| 17)  | LaFell, Cin.             | 862   | 64  | 13.5 | 86t  | 6  |
| 18)  | Enunwa, NY-J             | 857   | 58  | 14.8 | 69t  | 4  |
| 19)  | Lee, Jac.                | 851   | 63  | 13.5 | 51   | 3  |
| 20)  | Inman, S.D.              | 810   | 58  | 14.0 | 57t  | 4  |
| 21)  | Walker, Ten. (TE)        | 800   | 65  | 12.3 | 47   | 7  |
| 22)  | S. Smith, Bal.           | 799   | 70  | 11.4 | 52t  | 5  |
| 23)  | B. Marshall, NY-J        | 788   | 59  | 13.4 | 41   | 3  |
| 24)  | Parker, Mia.             | 744   | 56  | 13.3 | 56t  | 4  |
| 25)  | Pitta, Bal. (TE)         | 729   | 86  | 8.5  | 30   | 2  |
| 26)  | Stills, Mia.             | 726   | 42  | 17.3 | 74t  | 9  |
| 27)  | Bennett, N.E. (TE)       | 701   | 55  | 12.7 | 58   | 7  |
| 28)  | Hogan, N.E.              | 680   | 38  | 17.9 | 79t  | 4  |
| 29)  | Benjamin, S.D.           | 677   | 47  | 14.4 | 54   | 4  |
| 30)  | *Fuller, Hou.            | 635   | 47  | 13.5 | 53   | 2  |
| 31)  | Bell, Pit. (RB)          | 616   | 75  | 8.2  | 32   | 2  |
| 32)  | Woods, Buf.              | 613   | 51  | 12.0 | 34   | 1  |
| 33)  | Barnidge, Cle. (TE)      | 612   | 55  | 11.1 | 43   | 2  |
| 34)  | *Boyd, Cin.              | 603   | 54  | 11.2 | 30   | 1  |
| 35)  | Rogers, Pit.             | 594   | 48  | 12.4 | 39   | 3  |
| 36)  | *Hill, K.C.              | 593   | 61  | 9.7  | 49   | 6  |
| 37)  | *Robby Anderson, NY-J    | 587   | 42  | 14.0 | 52   | 2  |
| 38)  | Doyle, Ind. (TE)         | 584   | 59  | 9.9  | 24   | 5  |
| 39)  | Fiedorowicz, Hou. (TE)   | 559   | 54  | 10.4 | 26t  | 4  |
| 40)  | Clay, Buf. (TE)          | 552   | 57  | 9.7  | 40t  | 4  |
| 41)  | J. White, N.E. (RB)      | 551   | 60  | 9.2  | 61   | 5  |
| 42)  | Gates, S.D. (TE)         | 548   | 53  | 10.3 | 27   | 7  |
| 43)  | R. Gronkowski, N.E. (TE) | 540   | 25  | 21.6 | 53t  | 3  |
| 44)  | Maclin, K.C.             | 536   | 44  | 12.2 | 44   | 2  |
| 45)  | Conley, K.C.             | 530   | 44  | 12.0 | 39   | 0  |
| 46)  | Dorsett, Ind.            | 528   | 33  | 16.0 | 64t  | 2  |
| 47)  | *Sharpe, Ten.            | 522   | 41  | 12.7 | 34t  | 2  |
| 48)  | D. Johnson, Cle. (RB)    | 514   | 53  | 9.7  | 32   | 0  |
| 49)  | Perriman, Bal.           | 499   | 33  | 15.1 | 53t  | 3  |
| 50)  | Floyd, Ariz-N.E.         | 488   | 37  | 13.2 | 39   | 5  |

**WEEK 17 / THROUGH SUNDAY, JANUARY 1, 2017****AFC / THIRD-DOWN RECEIVING LEADERS**

| Rank | Player, Team           | Rec | Yards | Avg  | Long | TD |
|------|------------------------|-----|-------|------|------|----|
| 1)   | Pitta, Bal. (TE)       | 29  | 275   | 9.5  | 30   | 1  |
| 2t)  | Edelman, N.E.          | 28  | 431   | 15.4 | 77t  | 2  |
| 2t)  | Hopkins, Hou.          | 28  | 300   | 10.7 | 24   | 0  |
| 4)   | Landry, Mia.           | 26  | 335   | 12.9 | 71   | 0  |
| 5)   | Thomas, Den.           | 25  | 347   | 13.9 | 55t  | 4  |
| 6t)  | Crabtree, Oak.         | 24  | 356   | 14.8 | 56   | 3  |
| 6t)  | Walker, Ten. (TE)      | 24  | 333   | 13.9 | 47   | 3  |
| 6t)  | Hilton, Ind.           | 24  | 308   | 12.8 | 31   | 1  |
| 9t)  | Cooper, Oak.           | 23  | 364   | 15.8 | 34t  | 1  |
| 9t)  | Ty. Williams, S.D.     | 23  | 280   | 12.2 | 44t  | 2  |
| 9t)  | A. Robinson, Jac.      | 23  | 224   | 9.7  | 19   | 1  |
| 12t) | Kelce, K.C. (TE)       | 22  | 258   | 11.7 | 28   | 0  |
| 12t) | D. Johnson, Cle. (RB)  | 22  | 228   | 10.4 | 28   | 0  |
| 12t) | *Boyd, Cin.            | 22  | 216   | 9.8  | 22   | 1  |
| 12t) | Powell, NY-J (RB)      | 22  | 160   | 7.3  | 22   | 1  |
| 16)  | Gates, S.D. (TE)       | 20  | 218   | 10.9 | 23   | 1  |
| 17t) | Wallace, Bal.          | 18  | 290   | 16.1 | 66t  | 1  |
| 17t) | Brown, Pit.            | 18  | 269   | 14.9 | 32   | 3  |
| 17t) | S. Smith, Bal.         | 18  | 195   | 10.8 | 25   | 2  |
| 17t) | J. White, N.E. (RB)    | 18  | 192   | 10.7 | 61   | 1  |
| 17t) | Barnidge, Cle. (TE)    | 18  | 183   | 10.2 | 17   | 1  |
| 22t) | Matthews, Ten.         | 17  | 289   | 17.0 | 50   | 4  |
| 22t) | Pryor, Cle.            | 17  | 234   | 13.8 | 36   | 1  |
| 22t) | B. Marshall, NY-J      | 17  | 214   | 12.6 | 41   | 0  |
| 22t) | Murray, Ten. (RB)      | 17  | 176   | 10.4 | 35   | 1  |
| 26t) | *Fuller, Hou.          | 16  | 267   | 16.7 | 35   | 1  |
| 26t) | Sanders, Den.          | 16  | 231   | 14.4 | 41t  | 1  |
| 26t) | Lee, Jac.              | 16  | 209   | 13.1 | 38   | 1  |
| 26t) | Rogers, Pit.           | 16  | 206   | 12.9 | 32   | 1  |
| 30t) | *Robby Anderson, NY-J  | 15  | 212   | 14.1 | 40t  | 1  |
| 30t) | D. Williams, Mia. (RB) | 15  | 159   | 10.6 | 44   | 3  |
| 30t) | Juszczyk, Bal. (RB)    | 15  | 131   | 8.7  | 40   | 0  |
| 33t) | Amendola, N.E.         | 14  | 173   | 12.4 | 32   | 2  |
| 33t) | Woods, Buf.            | 14  | 165   | 11.8 | 24   | 0  |
| 33t) | Fiedorowicz, Hou. (TE) | 14  | 120   | 8.6  | 18   | 1  |
| 33t) | Griffin, Hou. (TE)     | 14  | 114   | 8.1  | 23   | 0  |
| 33t) | Yeldon, Jac. (RB)      | 14  | 105   | 7.5  | 17   | 0  |
| 38t) | Parker, Mia.           | 13  | 200   | 15.4 | 56t  | 1  |
| 38t) | Wright, Ten.           | 13  | 190   | 14.6 | 48   | 1  |
| 38t) | Green, Cin.            | 13  | 189   | 14.5 | 48t  | 1  |
| 38t) | Aiken, Bal.            | 13  | 178   | 13.7 | 29   | 0  |
| 38t) | Benjamin, S.D.         | 13  | 169   | 13.0 | 47t  | 2  |
| 43t) | LaFell, Cin.           | 12  | 277   | 23.1 | 86t  | 3  |
| 43t) | Inman, S.D.            | 12  | 126   | 10.5 | 22   | 0  |
| 43t) | Bernard, Cin. (RB)     | 12  | 99    | 8.3  | 32   | 0  |
| 46t) | Stills, Mia.           | 11  | 262   | 23.8 | 66t  | 4  |
| 46t) | Conley, K.C.           | 11  | 137   | 12.5 | 39   | 0  |
| 46t) | Maclin, K.C.           | 11  | 127   | 11.5 | 23   | 0  |
| 46t) | Bennett, N.E. (TE)     | 11  | 97    | 8.8  | 20t  | 4  |
| 46t) | Doyle, Ind. (TE)       | 11  | 86    | 7.8  | 20   | 2  |
| 46t) | Turbin, Ind. (RB)      | 11  | 78    | 7.1  | 19   | 1  |

**WEEK 17 / THROUGH SUNDAY, JANUARY 1, 2017**

**AFC / LEADING SCORERS, NONKICKERS**

| Rank | Player, Team            | TD | Rush | Rec | Ret | X2 | Pts |
|------|-------------------------|----|------|-----|-----|----|-----|
| 1)   | Blount, N.E. (RB)       | 18 | 18   | 0   | 0   | 0  | 108 |
| 2)   | McCoy, Buf. (RB)        | 14 | 13   | 1   | 0   | 1  | 86  |
| 3t)  | Brown, Pit. (WR)        | 12 | 0    | 12  | 0   | 0  | 72  |
| 3t)  | Gordon, S.D. (RB)       | 12 | 10   | 2   | 0   | 0  | 72  |
| 3t)  | *Hill, K.C. (WR)        | 12 | 3    | 6   | 3   | 0  | 72  |
| 3t)  | Murray, Ten. (RB)       | 12 | 9    | 3   | 0   | 0  | 72  |
| 3t)  | Murray, Oak. (RB)       | 12 | 12   | 0   | 0   | 0  | 72  |
| 8)   | Bell, Pit. (RB)         | 9  | 7    | 2   | 0   | 1  | 56  |
| 9t)  | Gillislee, Buf. (RB)    | 9  | 8    | 1   | 0   | 0  | 54  |
| 9t)  | Hill, Cin. (RB)         | 9  | 9    | 0   | 0   | 0  | 54  |
| 9t)  | Matthews, Ten. (WR)     | 9  | 0    | 9   | 0   | 0  | 54  |
| 9t)  | Stills, Mia. (WR)       | 9  | 0    | 9   | 0   | 0  | 54  |
| 13)  | Crabtree, Oak. (WR)     | 8  | 0    | 8   | 0   | 1  | 50  |
| 14t) | Ajayi, Mia. (RB)        | 8  | 8    | 0   | 0   | 0  | 48  |
| 14t) | Forte, NY-J (RB)        | 8  | 7    | 1   | 0   | 0  | 48  |
| 14t) | Gore, Ind. (RB)         | 8  | 4    | 4   | 0   | 0  | 48  |
| 14t) | *Henry, S.D. (TE)       | 8  | 0    | 8   | 0   | 0  | 48  |
| 14t) | Turbin, Ind. (RB)       | 8  | 7    | 1   | 0   | 0  | 48  |
| 19t) | Bennett, N.E. (TE)      | 7  | 0    | 7   | 0   | 0  | 42  |
| 19t) | Crowell, Cle. (RB)      | 7  | 7    | 0   | 0   | 0  | 42  |
| 19t) | Gates, S.D. (TE)        | 7  | 0    | 7   | 0   | 0  | 42  |
| 19t) | Moncrief, Ind. (WR)     | 7  | 0    | 7   | 0   | 0  | 42  |
| 19t) | Walker, Ten. (TE)       | 7  | 0    | 7   | 0   | 0  | 42  |
| 19t) | Ty. Williams, S.D. (WR) | 7  | 0    | 7   | 0   | 0  | 42  |
| 25t) | Allen, Ind. (TE)        | 6  | 0    | 6   | 0   | 1  | 38  |
| 25t) | Hilton, Ind. (WR)       | 6  | 0    | 6   | 0   | 1  | 38  |
| 25t) | A. Robinson, Jac. (WR)  | 6  | 0    | 6   | 0   | 1  | 38  |
| 25t) | Taylor, Buf. (QB)       | 6  | 6    | 0   | 0   | 1  | 38  |
| 29t) | LaFell, Cin. (WR)       | 6  | 0    | 6   | 0   | 0  | 36  |
| 29t) | L. Miller, Hou. (RB)    | 6  | 5    | 1   | 0   | 0  | 36  |
| 29t) | West, Bal. (RB)         | 6  | 5    | 1   | 0   | 0  | 36  |
| 29t) | D. Williams, Mia. (RB)  | 6  | 3    | 3   | 0   | 0  | 36  |
| 29t) | D. Williams, Pit. (RB)  | 6  | 4    | 2   | 0   | 0  | 36  |
| 34t) | Cooper, Oak. (WR)       | 5  | 0    | 5   | 0   | 2  | 34  |
| 34t) | Roberts, Oak. (WR)      | 5  | 0    | 5   | 0   | 2  | 34  |
| 34t) | S. Smith, Bal. (WR)     | 5  | 0    | 5   | 0   | 2  | 34  |
| 37t) | Pryor, Cle. (WR)        | 5  | 1    | 4   | 0   | 1  | 32  |
| 37t) | Thomas, Den. (WR)       | 5  | 0    | 5   | 0   | 1  | 32  |
| 39t) | C. Anderson, Den. (RB)  | 5  | 4    | 1   | 0   | 0  | 30  |
| 39t) | *Booker, Den. (RB)      | 5  | 4    | 1   | 0   | 0  | 30  |
| 39t) | Doyle, Ind. (TE)        | 5  | 0    | 5   | 0   | 0  | 30  |
| 39t) | Eifert, Cin. (TE)       | 5  | 0    | 5   | 0   | 0  | 30  |
| 39t) | Floyd, Ariz-N.E. (WR)   | 5  | 0    | 5   | 0   | 0  | 30  |
| 39t) | *Henry, Ten. (RB)       | 5  | 5    | 0   | 0   | 0  | 30  |
| 39t) | Powell, NY-J (RB)       | 5  | 3    | 2   | 0   | 0  | 30  |
| 39t) | Sanders, Den. (WR)      | 5  | 0    | 5   | 0   | 0  | 30  |
| 39t) | A. Smith, K.C. (QB)     | 5  | 5    | 0   | 0   | 0  | 30  |
| 39t) | Ware, K.C. (RB)         | 5  | 3    | 2   | 0   | 0  | 30  |
| 39t) | J. White, N.E. (RB)     | 5  | 0    | 5   | 0   | 0  | 30  |
| 50t) | Bortles, Jac. (QB)      | 4  | 3    | 1   | 0   | 1  | 26  |
| 50t) | Kelce, K.C. (TE)        | 4  | 0    | 4   | 0   | 1  | 26  |
| 50t) | Landry, Mia. (WR)       | 4  | 0    | 4   | 0   | 1  | 26  |
| 50t) | Wallace, Bal. (WR)      | 4  | 0    | 4   | 0   | 1  | 26  |

**WEEK 17 / THROUGH SUNDAY, JANUARY 1, 2017**

**AFC / LEADING SCORERS, KICKERS**

| Rank | Player, Team            | PAT   | FG    | Pct  | Long | Pts |
|------|-------------------------|-------|-------|------|------|-----|
| 1)   | Tucker, Bal.            | 27/27 | 38/39 | .974 | 57   | 141 |
| 2)   | Santos, K.C.            | 36/39 | 31/35 | .886 | 54   | 129 |
| 3t)  | Gostkowski, N.E.        | 46/49 | 27/32 | .844 | 53   | 127 |
| 3t)  | Novak, Hou.             | 22/25 | 35/41 | .854 | 53   | 127 |
| 5)   | Vinatieri, Ind.         | 44/44 | 27/31 | .871 | 54   | 125 |
| 6)   | Janikowski, Oak.        | 37/39 | 29/35 | .829 | 56   | 124 |
| 7)   | Lambo, S.D.             | 42/46 | 26/32 | .813 | 47   | 120 |
| 8)   | McManus, Den.           | 32/33 | 29/34 | .853 | 55   | 119 |
| 9)   | Myers, Jac.             | 29/32 | 27/34 | .794 | 56   | 110 |
| 10t) | Folk, NY-J              | 24/26 | 27/31 | .871 | 51   | 105 |
| 10t) | Succop, Ten.            | 39/41 | 22/24 | .917 | 53   | 105 |
| 12)  | Boswell, Pit.           | 36/36 | 21/25 | .840 | 49   | 99  |
| 13)  | Carpenter, Buf.         | 40/45 | 19/25 | .760 | 54   | 97  |
| 14)  | Nugent, Cin.            | 23/29 | 23/29 | .793 | 47   | 92  |
| 15)  | Franks, Mia.            | 41/42 | 16/21 | .762 | 55   | 89  |
| 16)  | Parkey, Cle.            | 20/21 | 20/25 | .800 | 51   | 80  |
| 17)  | Bullock, NY-G-Pit.-Cin. | 9/10  | 8/ 9  | .889 | 44   | 33  |
| 18)  | Murray, Cle.            | 3/ 4  | 1/ 2  | .500 | 35   | 6   |

**AFC / TOUCHBACKS ON KICKOFFS**

| Rank | Player, Team            | TB |
|------|-------------------------|----|
| 1)   | Lambo, S.D.             | 67 |
| 2)   | Myers, Jac.             | 60 |
| 3)   | Succop, Ten.            | 58 |
| 4t)  | Gostkowski, N.E.        | 52 |
| 4t)  | Tucker, Bal.            | 52 |
| 6)   | McManus, Den.           | 51 |
| 7t)  | Boswell, Pit.           | 49 |
| 7t)  | McAfee, Ind.            | 49 |
| 9)   | Santos, K.C.            | 48 |
| 10t) | Franks, Mia.            | 43 |
| 10t) | Janikowski, Oak.        | 43 |
| 12)  | Folk, NY-J              | 39 |
| 13)  | Parkey, Cle.            | 34 |
| 14t) | Carpenter, Buf.         | 28 |
| 14t) | Nugent, Cin.            | 28 |
| 16)  | Novak, Hou.             | 23 |
| 17)  | Bullock, NY-G-Pit.-Cin. | 14 |
| 18)  | Gay, Buf.               | 7  |
| 19)  | Murray, Cle.            | 4  |

**WEEK 17 / THROUGH SUNDAY, JANUARY 1, 2017**

**AFC / MOST YARDS FROM SCRIMMAGE**

| Rank | Player, Team            | Total |         |      | Rushing |     |      | Receiving |     |      |
|------|-------------------------|-------|---------|------|---------|-----|------|-----------|-----|------|
|      |                         | Yards | Att+Rec | Avg  | Yards   | Att | Avg  | Yards     | Rec | Avg  |
| 1)   | Bell, Pit. (RB)         | 1884  | 336     | 5.6  | 1268    | 261 | 4.9  | 616       | 75  | 8.2  |
| 2)   | Murray, Ten. (RB)       | 1664  | 346     | 4.8  | 1287    | 293 | 4.4  | 377       | 53  | 7.1  |
| 3)   | McCoy, Buf. (RB)        | 1623  | 284     | 5.7  | 1267    | 234 | 5.4  | 356       | 50  | 7.1  |
| 4)   | Hilton, Ind. (WR)       | 1448  | 91      | 15.9 | 0       | 0   | ---  | 1448      | 91  | 15.9 |
| 5)   | Ajayi, Mia. (RB)        | 1423  | 287     | 5.0  | 1272    | 260 | 4.9  | 151       | 27  | 5.6  |
| 6)   | Gordon, S.D. (RB)       | 1416  | 295     | 4.8  | 997     | 254 | 3.9  | 419       | 41  | 10.2 |
| 7)   | Ware, K.C. (RB)         | 1368  | 247     | 5.5  | 921     | 214 | 4.3  | 447       | 33  | 13.5 |
| 8)   | Gore, Ind. (RB)         | 1302  | 301     | 4.3  | 1025    | 263 | 3.9  | 277       | 38  | 7.3  |
| 9)   | Brown, Pit. (WR)        | 1293  | 109     | 11.9 | 9       | 3   | 3.0  | 1284      | 106 | 12.1 |
| 10)  | Crowell, Cle. (RB)      | 1271  | 238     | 5.3  | 952     | 198 | 4.8  | 319       | 40  | 8.0  |
| 11)  | L. Miller, Hou. (RB)    | 1261  | 299     | 4.2  | 1073    | 268 | 4.0  | 188       | 31  | 6.1  |
| 12)  | Blount, N.E. (RB)       | 1199  | 306     | 3.9  | 1161    | 299 | 3.9  | 38        | 7   | 5.4  |
| 13)  | Edelman, N.E. (WR)      | 1163  | 110     | 10.6 | 57      | 12  | 4.8  | 1106      | 98  | 11.3 |
| 14t) | Cooper, Oak. (WR)       | 1153  | 84      | 13.7 | 0       | 1   | 0.0  | 1153      | 83  | 13.9 |
| 14t) | Landry, Mia. (WR)       | 1153  | 99      | 11.6 | 17      | 5   | 3.4  | 1136      | 94  | 12.1 |
| 16)  | Kelce, K.C. (TE)        | 1120  | 86      | 13.0 | -5      | 1   | -5.0 | 1125      | 85  | 13.2 |
| 17)  | Powell, NY-J (RB)       | 1110  | 189     | 5.9  | 722     | 131 | 5.5  | 388       | 58  | 6.7  |
| 18)  | Thomas, Den. (WR)       | 1083  | 90      | 12.0 | 0       | 0   | ---  | 1083      | 90  | 12.0 |
| 19)  | Forte, NY-J (RB)        | 1076  | 248     | 4.3  | 813     | 218 | 3.7  | 263       | 30  | 8.8  |
| 20)  | Ty. Williams, S.D. (WR) | 1059  | 69      | 15.3 | 0       | 0   | ---  | 1059      | 69  | 15.3 |
| 21)  | Murray, Oak. (RB)       | 1052  | 228     | 4.6  | 788     | 195 | 4.0  | 264       | 33  | 8.0  |
| 22)  | Wallace, Bal. (WR)      | 1048  | 77      | 13.6 | 31      | 5   | 6.2  | 1017      | 72  | 14.1 |
| 23)  | Sanders, Den. (WR)      | 1036  | 80      | 13.0 | 4       | 1   | 4.0  | 1032      | 79  | 13.1 |
| 24)  | Pryor, Cle. (WR)        | 1028  | 85      | 12.1 | 21      | 8   | 2.6  | 1007      | 77  | 13.1 |
| 25)  | Hill, Cin. (RB)         | 1013  | 243     | 4.2  | 839     | 222 | 3.8  | 174       | 21  | 8.3  |
| 26)  | West, Bal. (RB)         | 1010  | 227     | 4.4  | 774     | 193 | 4.0  | 236       | 34  | 6.9  |
| 27)  | Crabtree, Oak. (WR)     | 1003  | 89      | 11.3 | 0       | 0   | ---  | 1003      | 89  | 11.3 |
| 28)  | Green, Cin. (WR)        | 964   | 66      | 14.6 | 0       | 0   | ---  | 964       | 66  | 14.6 |
| 29)  | Hopkins, Hou. (WR)      | 954   | 78      | 12.2 | 0       | 0   | ---  | 954       | 78  | 12.2 |
| 30)  | Matthews, Ten. (WR)     | 945   | 65      | 14.5 | 0       | 0   | ---  | 945       | 65  | 14.5 |
| 31)  | Lee, Jac. (WR)          | 886   | 69      | 12.8 | 35      | 6   | 5.8  | 851       | 63  | 13.5 |
| 32)  | A. Robinson, Jac. (WR)  | 883   | 73      | 12.1 | 0       | 0   | ---  | 883       | 73  | 12.1 |
| 33)  | *Booker, Den. (RB)      | 877   | 205     | 4.3  | 612     | 174 | 3.5  | 265       | 31  | 8.5  |
| 34)  | D. Johnson, Cle. (RB)   | 872   | 126     | 6.9  | 358     | 73  | 4.9  | 514       | 53  | 9.7  |
| 35)  | Enunwa, NY-J (WR)       | 869   | 59      | 14.7 | 12      | 1   | 12.0 | 857       | 58  | 14.8 |
| 36t) | *Hill, K.C. (WR)        | 860   | 85      | 10.1 | 267     | 24  | 11.1 | 593       | 61  | 9.7  |
| 36t) | LaFell, Cin. (WR)       | 860   | 65      | 13.2 | -2      | 1   | -2.0 | 862       | 64  | 13.5 |
| 38)  | Walker, Ten. (TE)       | 811   | 67      | 12.1 | 11      | 2   | 5.5  | 800       | 65  | 12.3 |
| 39)  | Inman, S.D. (WR)        | 810   | 58      | 14.0 | 0       | 0   | ---  | 810       | 58  | 14.0 |
| 40)  | S. Smith, Bal. (WR)     | 799   | 70      | 11.4 | 0       | 0   | ---  | 799       | 70  | 11.4 |
| 41)  | B. Marshall, NY-J (WR)  | 788   | 59      | 13.4 | 0       | 0   | ---  | 788       | 59  | 13.4 |
| 42)  | Yeldon, Jac. (RB)       | 777   | 180     | 4.3  | 465     | 130 | 3.6  | 312       | 50  | 6.2  |
| 43)  | Parker, Mia. (WR)       | 744   | 56      | 13.3 | 0       | 0   | ---  | 744       | 56  | 13.3 |
| 44)  | Pitta, Bal. (TE)        | 729   | 86      | 8.5  | 0       | 0   | ---  | 729       | 86  | 8.5  |
| 45)  | Stills, Mia. (WR)       | 726   | 42      | 17.3 | 0       | 0   | ---  | 726       | 42  | 17.3 |
| 46)  | J. White, N.E. (RB)     | 717   | 99      | 7.2  | 166     | 39  | 4.3  | 551       | 60  | 9.2  |
| 47)  | Bennett, N.E. (TE)      | 711   | 57      | 12.5 | 10      | 2   | 5.0  | 701       | 55  | 12.7 |
| 48)  | Hogan, N.E. (WR)        | 689   | 41      | 16.8 | 9       | 3   | 3.0  | 680       | 38  | 17.9 |
| 49)  | *Richard, Oak. (RB)     | 685   | 112     | 6.1  | 491     | 83  | 5.9  | 194       | 29  | 6.7  |
| 50)  | Benjamin, S.D. (WR)     | 674   | 49      | 13.8 | -3      | 2   | -1.5 | 677       | 47  | 14.4 |



**WEEK 17 / THROUGH SUNDAY, JANUARY 1, 2017****AFC / LEADERS IN FIRST DOWNS**

| Rank | Player, Team            | Rush | Rec | Tot |
|------|-------------------------|------|-----|-----|
| 1)   | Bell, Pit. (RB)         | 69   | 31  | 100 |
| 2)   | Murray, Ten. (RB)       | 64   | 20  | 84  |
| 3)   | Gordon, S.D. (RB)       | 61   | 21  | 82  |
| 4)   | McCoy, Buf. (RB)        | 55   | 18  | 73  |
| 5t)  | Ajayi, Mia. (RB)        | 60   | 8   | 68  |
| 5t)  | Blount, N.E. (RB)       | 67   | 1   | 68  |
| 7)   | Powell, NY-J (RB)       | 45   | 22  | 67  |
| 8)   | Hilton, Ind. (WR)       | 0    | 66  | 66  |
| 9)   | Brown, Pit. (WR)        | 1    | 64  | 65  |
| 10t) | Gore, Ind. (RB)         | 50   | 14  | 64  |
| 10t) | Ware, K.C. (RB)         | 47   | 17  | 64  |
| 12)  | Murray, Oak. (RB)       | 52   | 11  | 63  |
| 13)  | L. Miller, Hou. (RB)    | 52   | 9   | 61  |
| 14)  | Crowell, Cle. (RB)      | 45   | 14  | 59  |
| 15)  | Edelman, N.E. (WR)      | 3    | 55  | 58  |
| 16t) | Crabtree, Oak. (WR)     | 0    | 56  | 56  |
| 16t) | Hopkins, Hou. (WR)      | 0    | 56  | 56  |
| 18)  | Kelce, K.C. (TE)        | 0    | 55  | 55  |
| 19)  | Landry, Mia. (WR)       | 1    | 52  | 53  |
| 20)  | A. Robinson, Jac. (WR)  | 0    | 51  | 51  |
| 21t) | Pryor, Cle. (WR)        | 2    | 48  | 50  |
| 21t) | Sanders, Den. (WR)      | 0    | 50  | 50  |
| 21t) | Thomas, Den. (WR)       | 0    | 50  | 50  |
| 24t) | Hill, Cin. (RB)         | 42   | 6   | 48  |
| 24t) | Ty. Williams, S.D. (WR) | 0    | 48  | 48  |
| 26)  | Cooper, Oak. (WR)       | 0    | 47  | 47  |
| 27t) | Lee, Jac. (WR)          | 2    | 44  | 46  |
| 27t) | West, Bal. (RB)         | 35   | 11  | 46  |
| 29t) | Forte, NY-J (RB)        | 35   | 10  | 45  |
| 29t) | Wallace, Bal. (WR)      | 2    | 43  | 45  |
| 31t) | B. Marshall, NY-J (WR)  | 0    | 43  | 43  |
| 31t) | Matthews, Ten. (WR)     | 0    | 43  | 43  |
| 33)  | LaFell, Cin. (WR)       | 0    | 42  | 42  |
| 34t) | Green, Cin. (WR)        | 0    | 41  | 41  |
| 34t) | *Hill, K.C. (WR)        | 10   | 31  | 41  |
| 34t) | D. Johnson, Cle. (RB)   | 17   | 24  | 41  |
| 37)  | Gillislee, Buf. (RB)    | 39   | 1   | 40  |
| 38)  | S. Smith, Bal. (WR)     | 0    | 39  | 39  |
| 39t) | *Booker, Den. (RB)      | 30   | 8   | 38  |
| 39t) | Enunwa, NY-J (WR)       | 1    | 37  | 38  |
| 41t) | Inman, S.D. (WR)        | 0    | 37  | 37  |
| 41t) | Pitta, Bal. (TE)        | 0    | 37  | 37  |
| 41t) | Yeldon, Jac. (RB)       | 21   | 16  | 37  |
| 44)  | Walker, Ten. (TE)       | 1    | 35  | 36  |
| 45t) | *Boyd, Cin. (WR)        | 2    | 33  | 35  |
| 45t) | *Henry, Ten. (RB)       | 29   | 6   | 35  |
| 47t) | Barnidge, Cle. (TE)     | 0    | 34  | 34  |
| 47t) | Gates, S.D. (TE)        | 0    | 34  | 34  |
| 47t) | Parker, Mia. (WR)       | 0    | 34  | 34  |
| 47t) | J. White, N.E. (RB)     | 8    | 26  | 34  |

**WEEK 17 / THROUGH SUNDAY, JANUARY 1, 2017****AFC / LEADING PUNTERS**

| Rank | Player, Team   | No | Yards | Lg | Avg  | TB | Blk | Dwn | OB | Opp Ret | In  | Net     |
|------|----------------|----|-------|----|------|----|-----|-----|----|---------|-----|---------|
| 1)   | McAfee, Ind.   | 55 | 2711  | 74 | 49.3 | 9  | 1   | 5   | 7  | 17      | 139 | 19 42.7 |
| 2)   | King, Oak.     | 81 | 3937  | 72 | 48.6 | 9  | 0   | 13  | 11 | 33      | 405 | 34 41.4 |
| 3)   | Lechler, Hou.  | 72 | 3423  | 62 | 47.5 | 3  | 0   | 3   | 5  | 48      | 477 | 30 40.1 |
| 4)   | Nortman, Jac.  | 77 | 3589  | 78 | 46.6 | 8  | 0   | 14  | 5  | 31      | 389 | 27 39.5 |
| 5)   | Huber, Cin.    | 78 | 3613  | 72 | 46.3 | 8  | 0   | 8   | 4  | 38      | 369 | 23 39.5 |
| 6)   | *Kaser, S.D.   | 59 | 2731  | 69 | 46.3 | 5  | 0   | 6   | 5  | 33      | 282 | 18 39.8 |
| 7)   | Koch, Bal.     | 80 | 3665  | 68 | 45.8 | 5  | 0   | 10  | 18 | 33      | 375 | 37 39.9 |
| 8)   | *Dixon, Den.   | 89 | 4068  | 68 | 45.7 | 6  | 0   | 12  | 6  | 40      | 271 | 28 41.3 |
| 9)   | Berry, Pit.    | 68 | 3100  | 64 | 45.6 | 3  | 1   | 9   | 11 | 28      | 269 | 25 40.2 |
| 10)  | Colquitt, Cle. | 83 | 3761  | 65 | 45.3 | 2  | 0   | 9   | 4  | 45      | 376 | 22 40.3 |
| 11)  | Colquitt, K.C. | 76 | 3427  | 64 | 45.1 | 9  | 0   | 6   | 4  | 30      | 157 | 38 40.7 |
| 12)  | Allen, N.E.    | 72 | 3217  | 57 | 44.7 | 5  | 0   | 14  | 7  | 27      | 134 | 23 41.4 |
| 13)  | Darr, Mia.     | 90 | 3991  | 66 | 44.3 | 5  | 0   | 15  | 7  | 37      | 300 | 32 39.9 |
| 14)  | Kern, Ten.     | 77 | 3402  | 71 | 44.2 | 4  | 0   | 6   | 4  | 36      | 347 | 32 38.6 |
| 15)  | *Edwards, NY-J | 75 | 3236  | 59 | 43.1 | 4  | 1   | 8   | 6  | 35      | 319 | 24 37.3 |
| 16)  | Schmidt, Buf.  | 75 | 3183  | 58 | 42.4 | 3  | 0   | 7   | 18 | 39      | 262 | 20 38.1 |

**AFC / LEADING PUNTERS, NET AVERAGE**

| Rank | Player, Team   | No | Yards | Lg | Avg  | TB | Blk | Dwn | OB | Opp Ret | In  | Net     |
|------|----------------|----|-------|----|------|----|-----|-----|----|---------|-----|---------|
| 1)   | McAfee, Ind.   | 55 | 2711  | 74 | 49.3 | 9  | 1   | 5   | 7  | 17      | 139 | 19 42.7 |
| 2)   | Allen, N.E.    | 72 | 3217  | 57 | 44.7 | 5  | 0   | 14  | 7  | 27      | 134 | 23 41.4 |
| 3)   | King, Oak.     | 81 | 3937  | 72 | 48.6 | 9  | 0   | 13  | 11 | 33      | 405 | 34 41.4 |
| 4)   | *Dixon, Den.   | 89 | 4068  | 68 | 45.7 | 6  | 0   | 12  | 6  | 40      | 271 | 28 41.3 |
| 5)   | Colquitt, K.C. | 76 | 3427  | 64 | 45.1 | 9  | 0   | 6   | 4  | 30      | 157 | 38 40.7 |
| 6)   | Colquitt, Cle. | 83 | 3761  | 65 | 45.3 | 2  | 0   | 9   | 4  | 45      | 376 | 22 40.3 |
| 7)   | Berry, Pit.    | 68 | 3100  | 64 | 45.6 | 3  | 1   | 9   | 11 | 28      | 269 | 25 40.2 |
| 8)   | Lechler, Hou.  | 72 | 3423  | 62 | 47.5 | 3  | 0   | 3   | 5  | 48      | 477 | 30 40.1 |
| 9)   | Darr, Mia.     | 90 | 3991  | 66 | 44.3 | 5  | 0   | 15  | 7  | 37      | 300 | 32 39.9 |
| 10)  | Koch, Bal.     | 80 | 3665  | 68 | 45.8 | 5  | 0   | 10  | 18 | 33      | 375 | 37 39.9 |
| 11)  | *Kaser, S.D.   | 59 | 2731  | 69 | 46.3 | 5  | 0   | 6   | 5  | 33      | 282 | 18 39.8 |
| 12)  | Huber, Cin.    | 78 | 3613  | 72 | 46.3 | 8  | 0   | 8   | 4  | 38      | 369 | 23 39.5 |
| 13)  | Nortman, Jac.  | 77 | 3589  | 78 | 46.6 | 8  | 0   | 14  | 5  | 31      | 389 | 27 39.5 |
| 14)  | Kern, Ten.     | 77 | 3402  | 71 | 44.2 | 4  | 0   | 6   | 4  | 36      | 347 | 32 38.6 |
| 15)  | Schmidt, Buf.  | 75 | 3183  | 58 | 42.4 | 3  | 0   | 7   | 18 | 39      | 262 | 20 38.1 |
| 16)  | *Edwards, NY-J | 75 | 3236  | 59 | 43.1 | 4  | 1   | 8   | 6  | 35      | 319 | 24 37.3 |

**WEEK 17 / THROUGH SUNDAY, JANUARY 1, 2017**

**AFC / PUNT RETURN LEADERS**

| Rank | Player, Team    | Ret | FC | Yards | Avg  | Long | TD |
|------|-----------------|-----|----|-------|------|------|----|
| 1)   | *Hill, K.C.     | 39  | 8  | 592   | 15.2 | 95t  | 2  |
| 2)   | Tate, Buf.      | 26  | 14 | 301   | 11.6 | 43   | 0  |
| 3)   | *Ervin, Hou.    | 27  | 23 | 261   | 9.7  | 57   | 0  |
| 4)   | *Richard, Oak.  | 34  | 5  | 306   | 9.0  | 47   | 0  |
| 5)   | *Grant, Mia.    | 20  | 3  | 165   | 8.3  | 74t  | 1  |
| 6)   | Norwood, Den.   | 25  | 15 | 204   | 8.2  | 17   | 0  |
| 7)   | Mariani, Ten.   | 29  | 22 | 235   | 8.1  | 18   | 0  |
| 8)   | Hester, Bal.    | 25  | 15 | 180   | 7.2  | 28   | 0  |
| 9)   | *Erickson, Cin. | 28  | 19 | 195   | 7.0  | 24   | 0  |
| 10)  | Greene, Jac.    | 21  | 5  | 131   | 6.2  | 42   | 0  |

**AFC / KICKOFF RETURN LEADERS**

| Rank | Player, Team    | Ret | Yards | Avg  | Long | TD |
|------|-----------------|-----|-------|------|------|----|
| 1)   | *Erickson, Cin. | 29  | 810   | 27.9 | 84   | 0  |
| 2)   | Tate, Buf.      | 29  | 662   | 22.8 | 45   | 0  |
| 3)   | Mariani, Ten.   | 26  | 560   | 21.5 | 37   | 0  |

**WEEK 17 / THROUGH SUNDAY, JANUARY 1, 2017****AFC / LEADERS IN INTERCEPTIONS**

| Rank | Player, Team         | Int | Yards | Avg  | Long | TD |
|------|----------------------|-----|-------|------|------|----|
| 1)   | Hayward, S.D.        | 7   | 102   | 14.6 | 31   | 1  |
| 2t)  | Peters, K.C.         | 6   | 63    | 10.5 | 28   | 0  |
| 2t)  | Demps, Hou.          | 6   | 54    | 9.0  | 19   | 0  |
| 4t)  | Gilmore, Buf.        | 5   | 135   | 27.0 | 49   | 0  |
| 4t)  | Nelson, Oak.         | 5   | 74    | 14.8 | 40   | 0  |
| 6t)  | Berry, K.C.          | 4   | 98    | 24.5 | 42t  | 2  |
| 6t)  | Weddle, Bal.         | 4   | 92    | 23.0 | 53   | 0  |
| 6t)  | Mosley, Bal.         | 4   | 40    | 10.0 | 28   | 0  |
| 6t)  | Butler, N.E.         | 4   | 28    | 7.0  | 21   | 0  |
| 6t)  | Lippett, Mia.        | 4   | 0     | 0.0  | 0    | 0  |
| 11t) | *Boddy-Calhoun, Cle. | 3   | 94    | 31.3 | 67   | 1  |
| 11t) | Talib, Den.          | 3   | 86    | 28.7 | 46t  | 1  |
| 11t) | Sorensen, K.C.       | 3   | 48    | 16.0 | 48t  | 1  |
| 11t) | Taylor, Cle.         | 3   | 43    | 14.3 | 29   | 0  |
| 11t) | Stewart, Den.        | 3   | 36    | 12.0 | 25   | 0  |
| 11t) | Orr, Bal.            | 3   | 23    | 7.7  | 14   | 0  |
| 11t) | Iloka, Cin.          | 3   | 21    | 7.0  | 21   | 0  |
| 11t) | Kirkpatrick, Cin.    | 3   | 21    | 7.0  | 21   | 0  |
| 11t) | Butler, Ind.         | 3   | 19    | 6.3  | 19   | 0  |
| 11t) | S. Williams, Cin.    | 3   | 14    | 4.7  | 13   | 0  |
| 11t) | *Burns, Pit.         | 3   | 13    | 4.3  | 9    | 0  |
| 11t) | Haden, Cle.          | 3   | 9     | 3.0  | 9    | 0  |
| 11t) | Cox, Ten.            | 3   | 3     | 1.0  | 3    | 0  |
| 11t) | Shazier, Pit.        | 3   | 0     | 0.0  | 0    | 0  |
| 25t) | Roby, Den.           | 2   | 102   | 51.0 | 51t  | 2  |
| 25t) | *Simmons, Den.       | 2   | 83    | 41.5 | 45   | 0  |
| 25t) | Timmons, Pit.        | 2   | 74    | 37.0 | 58   | 0  |
| 25t) | Alonso, Mia.         | 2   | 70    | 35.0 | 60t  | 1  |
| 25t) | *Ramsey, Jac.        | 2   | 65    | 32.5 | 35   | 1  |
| 25t) | Adams, Ind.          | 2   | 56    | 28.0 | 56   | 0  |
| 25t) | Burfict, Cin.        | 2   | 54    | 27.0 | 47   | 0  |
| 25t) | Robey-Coleman, Buf.  | 2   | 44    | 22.0 | 41t  | 1  |
| 25t) | Ryan, N.E.           | 2   | 44    | 22.0 | 46   | 0  |
| 25t) | Hal, Hou.            | 2   | 36    | 18.0 | 24   | 0  |
| 25t) | Harris, Den.         | 2   | 36    | 18.0 | 36   | 0  |
| 25t) | McCain, Ten.         | 2   | 33    | 16.5 | 33   | 0  |
| 25t) | Collins, N.E.-Cle.   | 2   | 31    | 15.5 | 18   | 0  |
| 25t) | Maxwell, Mia.        | 2   | 29    | 14.5 | 27   | 0  |
| 25t) | S. Smith, Oak.       | 2   | 27    | 13.5 | 27   | 0  |
| 25t) | Gilchrist, NY-J      | 2   | 25    | 12.5 | 25   | 0  |
| 25t) | *Young, Bal.         | 2   | 22    | 11.0 | 16   | 0  |
| 25t) | Abdul-Quddus, Mia.   | 2   | 16    | 8.0  | 9    | 0  |
| 25t) | M. Williams, NY-J    | 2   | 14    | 7.0  | 14   | 0  |
| 25t) | McCourty, Ten.       | 2   | 7     | 3.5  | 6    | 0  |
| 25t) | Reed, S.D.           | 2   | 6     | 3.0  | 3    | 0  |
| 25t) | Allen, Oak.          | 2   | 5     | 2.5  | 4    | 0  |
| 25t) | Powers, Bal.         | 2   | 1     | 0.5  | 1    | 0  |
| 25t) | Amerson, Oak.        | 2   | 0     | 0.0  | 0    | 0  |
| 25t) | T. Smith, Jac.       | 2   | 0     | 0.0  | 0    | 0  |
| 25t) | White, Buf.          | 2   | 0     | 0.0  | 0    | 0  |

**WEEK 17 / THROUGH SUNDAY, JANUARY 1, 2017****AFC / LEADERS IN SACKS**

| Rank | Player, Team           | Sacks |
|------|------------------------|-------|
| 1)   | Miller, Den. (LB)      | 13.5  |
| 2)   | Alexander, Buf. (LB)   | 12.5  |
| 3)   | Wake, Mia. (DE)        | 11.5  |
| 4t)  | Mack, Oak. (DE)        | 11.0  |
| 4t)  | Walden, Ind. (LB)      | 11.0  |
| 6t)  | *Bosa, S.D. (DE)       | 10.5  |
| 6t)  | Orakpo, Ten. (LB)      | 10.5  |
| 8)   | Ford, K.C. (LB)        | 10.0  |
| 9t)  | Atkins, Cin. (DT)      | 9.0   |
| 9t)  | Morgan, Ten. (LB)      | 9.0   |
| 11t) | Dunlap, Cin. (DE)      | 8.0   |
| 11t) | Ingram, S.D. (LB)      | 8.0   |
| 11t) | *Ngakoue, Jac. (DE)    | 8.0   |
| 11t) | Ray, Den. (LB)         | 8.0   |
| 11t) | Suggs, Bal. (LB)       | 8.0   |
| 16)  | Mercilus, Hou. (LB)    | 7.5   |
| 17t) | Flowers, N.E. (DE)     | 7.0   |
| 17t) | Irvin, Oak. (LB)       | 7.0   |
| 17t) | L. Williams, NY-J (DT) | 7.0   |
| 20)  | Jackson, Jac. (DT)     | 6.5   |
| 21t) | Clowney, Hou. (DE)     | 6.0   |
| 21t) | Hughes, Buf. (LB)      | 6.0   |
| 23t) | Branch, Mia. (DE)      | 5.5   |
| 23t) | *Ogbah, Cle. (DE)      | 5.5   |
| 23t) | Wolfe, Den. (DE)       | 5.5   |
| 26t) | Casey, Ten. (DE)       | 5.0   |
| 26t) | Harrison, Pit. (LB)    | 5.0   |
| 26t) | Jernigan, Bal. (DE)    | 5.0   |
| 26t) | Mathis, Ind. (LB)      | 5.0   |
| 26t) | McKinney, Hou. (LB)    | 5.0   |
| 26t) | Sheard, N.E. (DE)      | 5.0   |
| 26t) | Suh, Mia. (DT)         | 5.0   |
| 26t) | K. Williams, Buf. (DE) | 5.0   |
| 34t) | Dupree, Pit. (LB)      | 4.5   |
| 34t) | Wilkerson, NY-J (DE)   | 4.5   |
| 36t) | Z. Brown, Buf. (LB)    | 4.0   |
| 36t) | Clarke, Cin. (DE)      | 4.0   |
| 36t) | Fowler, Jac. (DE)      | 4.0   |
| 36t) | Houston, K.C. (LB)     | 4.0   |
| 36t) | *Judon, Bal. (LB)      | 4.0   |
| 36t) | Long, N.E. (DE)        | 4.0   |
| 36t) | Ninkovich, N.E. (LB)   | 4.0   |
| 36t) | Tuitt, Pit. (DE)       | 4.0   |
| 36t) | Ware, Den. (LB)        | 4.0   |
| 45t) | *Brown, S.D. (LB)      | 3.5   |
| 45t) | Dareus, Buf. (NT)      | 3.5   |
| 45t) | Hali, K.C. (LB)        | 3.5   |
| 45t) | M. Johnson, Cin. (DE)  | 3.5   |
| 45t) | J. Jones, Mia. (DE)    | 3.5   |
| 45t) | Marks, Jac. (DT)       | 3.5   |
| 45t) | McLendon, NY-J (DT)    | 3.5   |
| 45t) | Moats, Pit. (LB)       | 3.5   |
| 45t) | Shazier, Pit. (LB)     | 3.5   |
| 45t) | Simon, Hou. (LB)       | 3.5   |

**WEEK 17 / THROUGH SUNDAY, JANUARY 1, 2017****AFC / FUMBLE RECOVERIES**

| Rank | Player, Team         | TotRec | OffRec | DefRec |
|------|----------------------|--------|--------|--------|
| 1t)  | Alonso, Mia.         | 4      | 0      | 4      |
| 1t)  | Brady, N.E.          | 4      | 4      | 0      |
| 1t)  | Fitzpatrick, NY-J    | 4      | 4      | 0      |
| 1t)  | Mercilus, Hou.       | 4      | 0      | 4      |
| 1t)  | Roethlisberger, Pit. | 4      | 4      | 0      |
| 6t)  | *Erickson, Cin.      | 3      | 3      | 0      |
| 6t)  | *Grant, Mia.         | 3      | 3      | 0      |
| 6t)  | Hester, Bal.         | 3      | 3      | 0      |
| 6t)  | Ivory, Jac.          | 3      | 3      | 0      |
| 6t)  | Luck, Ind.           | 3      | 3      | 0      |
| 6t)  | Mack, Oak.           | 3      | 0      | 3      |
| 6t)  | Peters, K.C.         | 3      | 0      | 3      |
| 6t)  | Rivers, S.D.         | 3      | 3      | 0      |
| 6t)  | Sorensen, K.C.       | 3      | 0      | 3      |
| 6t)  | Tannehill, Mia.      | 3      | 3      | 0      |
| 6t)  | Taylor, Buf.         | 3      | 3      | 0      |

**AFC / OFFENSIVE FUMBLE RECOVERIES**

| Rank | Player, Team         | Ret | Yards | Avg  | Long | TD |
|------|----------------------|-----|-------|------|------|----|
| 1t)  | Brady, N.E.          | 4   | 0     | 0.0  | 0    | 0  |
| 1t)  | Fitzpatrick, NY-J    | 4   | 0     | 0.0  | 0    | 0  |
| 1t)  | Roethlisberger, Pit. | 4   | 0     | 0.0  | 0    | 0  |
| 4t)  | *Erickson, Cin.      | 3   | 0     | 0.0  | 0    | 0  |
| 4t)  | *Grant, Mia.         | 3   | 0     | 0.0  | 0    | 0  |
| 4t)  | Hester, Bal.         | 3   | 0     | 0.0  | 0    | 0  |
| 4t)  | Ivory, Jac.          | 3   | 0     | 0.0  | 0    | 0  |
| 4t)  | Rivers, S.D.         | 3   | 0     | 0.0  | 0    | 0  |
| 4t)  | Tannehill, Mia.      | 3   | 0     | 0.0  | 0    | 0  |
| 4t)  | Luck, Ind.           | 3   | -1    | -0.3 | 0    | 0  |
| 4t)  | Taylor, Buf.         | 3   | -3    | -1.0 | 0    | 0  |
| 12t) | Bell, Pit.           | 2   | 4     | 2.0  | 4    | 0  |
| 12t) | *Louis, Cle.         | 2   | 1     | 0.5  | 1    | 0  |
| 12t) | Ajayi, Mia.          | 2   | 0     | 0.0  | 0    | 0  |
| 12t) | Amendola, N.E.       | 2   | 0     | 0.0  | 0    | 0  |
| 12t) | *Booker, Den.        | 2   | 0     | 0.0  | 0    | 0  |
| 12t) | Dalton, Cin.         | 2   | 0     | 0.0  | 0    | 0  |
| 12t) | Greene, Jac.         | 2   | 0     | 0.0  | 0    | 0  |
| 12t) | *Hill, K.C.          | 2   | 0     | 0.0  | 0    | 0  |
| 12t) | *C. Jones, N.E.      | 2   | 0     | 0.0  | 0    | 0  |
| 12t) | *Kessler, Cle.       | 2   | 0     | 0.0  | 0    | 0  |
| 12t) | King, Oak.           | 2   | 0     | 0.0  | 0    | 0  |
| 12t) | Mariota, Ten.        | 2   | 0     | 0.0  | 0    | 0  |
| 12t) | *J. Marshall, NY-J   | 2   | 0     | 0.0  | 0    | 0  |
| 12t) | McCown, Cle.         | 2   | 0     | 0.0  | 0    | 0  |
| 12t) | L. Miller, Hou.      | 2   | 0     | 0.0  | 0    | 0  |
| 12t) | Osweiler, Hou.       | 2   | 0     | 0.0  | 0    | 0  |
| 12t) | A. Smith, K.C.       | 2   | 0     | 0.0  | 0    | 0  |
| 12t) | Ware, K.C.           | 2   | 0     | 0.0  | 0    | 0  |
| 12t) | Aiken, Bal.          | 2   | -2    | -1.0 | 0    | 0  |

**AFC / DEFENSIVE FUMBLE RECOVERIES**

| Rank | Player, Team     | Ret | Yards | Avg  | Long | TD |
|------|------------------|-----|-------|------|------|----|
| 1t)  | Mercilus, Hou.   | 4   | 7     | 1.8  | 5    | 0  |
| 1t)  | Alonso, Mia.     | 4   | 2     | 0.5  | 2    | 0  |
| 3t)  | Sorensen, K.C.   | 3   | 56    | 18.7 | 55   | 0  |
| 3t)  | Peters, K.C.     | 3   | 31    | 10.3 | 21   | 0  |
| 3t)  | Mack, Oak.       | 3   | 1     | 0.3  | 1    | 0  |
| 6t)  | Ray, Den.        | 2   | 18    | 9.0  | 15t  | 1  |
| 6t)  | Mathis, Ind.     | 2   | 14    | 7.0  | 14t  | 1  |
| 6t)  | Butler, N.E.     | 2   | 2     | 1.0  | 2    | 0  |
| 6t)  | Adams, Ind.      | 2   | 0     | 0.0  | 0    | 0  |
| 6t)  | Autry, Oak.      | 2   | 0     | 0.0  | 0    | 0  |
| 6t)  | P. Brown, Buf.   | 2   | 0     | 0.0  | 0    | 0  |
| 6t)  | D. Jackson, Ind. | 2   | 0     | 0.0  | 0    | 0  |
| 6t)  | *Moore, Bal.     | 2   | 0     | 0.0  | 0t   | 1  |
| 6t)  | Nelson, Oak.     | 2   | 0     | 0.0  | 0    | 0  |
| 6t)  | Nelson, K.C.     | 2   | 0     | 0.0  | 0    | 0  |
| 6t)  | Orr, Bal.        | 2   | 0     | 0.0  | 0    | 0  |
| 6t)  | Richardson, NY-J | 2   | 0     | 0.0  | 0    | 0  |
| 6t)  | *Sims, Ten.      | 2   | 0     | 0.0  | 0    | 0  |
| 6t)  | Ward, Den.       | 2   | 0     | 0.0  | 0    | 0  |
| 6t)  | R. Wilson, K.C.  | 2   | 0     | 0.0  | 0    | 0  |
| 6t)  | Flowers, N.E.    | 2   | -3    | -1.5 | 0    | 0  |

**WEEK 17 / THROUGH SUNDAY, JANUARY 1, 2017**

**NFC / LEADING PASSERS**

| Player, Team         | Att        | Comp       | Pct         |             | Avg         |           | Pct        |            |           | Pct Rating |             |
|----------------------|------------|------------|-------------|-------------|-------------|-----------|------------|------------|-----------|------------|-------------|
|                      |            |            | Comp        | Yds         | Gain        | TD        | TD         | Long       | Int       | Int        | Points      |
| Ryan, Atl.           | 534        | 373        | 69.9        | 4944        | 9.26        | 38        | 7.1        | 76t        | 7         | 1.3        | 117.1       |
| *Prescott, Dal.      | 459        | 311        | 67.8        | 3667        | 7.99        | 23        | 5.0        | 83t        | 4         | 0.9        | 104.9       |
| A. Rodgers, G.B.     | 610        | 401        | 65.7        | 4428        | 7.26        | 40        | 6.6        | 66t        | 7         | 1.1        | 104.2       |
| Brees, N.O.          | 673        | 471        | 70.0        | 5208        | 7.74        | 37        | 5.5        | 98t        | 15        | 2.2        | 101.7       |
| Bradford, Min.       | 552        | 395        | 71.6        | 3877        | 7.02        | 20        | 3.6        | 71t        | 5         | 0.9        | 99.3        |
| <b>Cousins, Was.</b> | <b>606</b> | <b>406</b> | <b>67.0</b> | <b>4917</b> | <b>8.11</b> | <b>25</b> | <b>4.1</b> | <b>80t</b> | <b>12</b> | <b>2.0</b> | <b>97.2</b> |
| Stafford, Det.       | 594        | 388        | 65.3        | 4327        | 7.28        | 24        | 4.0        | 73t        | 10        | 1.7        | 93.3        |
| Wilson, Sea.         | 546        | 353        | 64.7        | 4219        | 7.73        | 21        | 3.8        | 59         | 11        | 2.0        | 92.6        |
| Kaepernick, S.F.     | 331        | 196        | 59.2        | 2241        | 6.77        | 16        | 4.8        | 65t        | 4         | 1.2        | 90.7        |
| Palmer, Ariz         | 597        | 364        | 61.0        | 4233        | 7.09        | 26        | 4.4        | 80t        | 14        | 2.3        | 87.2        |
| Winston, T.B.        | 567        | 345        | 60.8        | 4090        | 7.21        | 28        | 4.9        | 45t        | 18        | 3.2        | 86.1        |
| Manning, NY-G        | 598        | 377        | 63.0        | 4027        | 6.73        | 26        | 4.3        | 75t        | 16        | 2.7        | 86.0        |
| *Wentz, Phi.         | 607        | 379        | 62.4        | 3782        | 6.23        | 16        | 2.6        | 73t        | 14        | 2.3        | 79.3        |
| Keenum, L.A.         | 322        | 196        | 60.9        | 2201        | 6.84        | 9         | 2.8        | 65t        | 11        | 3.4        | 76.4        |
| Newton, Car.         | 510        | 270        | 52.9        | 3509        | 6.88        | 19        | 3.7        | 88t        | 14        | 2.7        | 75.8        |

**NFC / LEADING PASSERS, RANKS**

| Player, Team         | Att      | Comp     | Pct      |          | Avg      |          | Pct      |      |          | Pct Rating |          |
|----------------------|----------|----------|----------|----------|----------|----------|----------|------|----------|------------|----------|
|                      |          |          | Comp     | Yds      | Gain     | TD       | TD       | Long | Int      | Int        | Points   |
| Ryan, Atl.           | 11       | 8        | 3        | 2        | 1        | 2        | 1        |      | 4t       | 5          | 1        |
| *Prescott, Dal.      | 13       | 12       | 4        | 12       | 3        | 9        | 4        |      | 1t       | 1          | 2        |
| A. Rodgers, G.B.     | 2        | 3        | 6        | 4        | 7        | 1        | 2        |      | 4t       | 3          | 3        |
| Brees, N.O.          | 1        | 1        | 2        | 1        | 4        | 3        | 3        |      | 13       | 9          | 4        |
| Bradford, Min.       | 9        | 4        | 1        | 10       | 10       | 11       | 13       |      | 3        | 2          | 5        |
| <b>Cousins, Was.</b> | <b>4</b> | <b>2</b> | <b>5</b> | <b>3</b> | <b>2</b> | <b>7</b> | <b>9</b> |      | <b>9</b> | <b>7</b>   | <b>6</b> |
| Stafford, Det.       | 7        | 5        | 7        | 5        | 6        | 8        | 10       |      | 6        | 6          | 7        |
| Wilson, Sea.         | 10       | 10       | 8        | 7        | 5        | 10       | 11       |      | 7t       | 8          | 8        |
| Kaepernick, S.F.     | 14       | 14t      | 14       | 14       | 13       | 13t      | 6        |      | 1t       | 4          | 9        |
| Palmer, Ariz         | 6        | 9        | 11       | 6        | 9        | 5t       | 7        |      | 10t      | 11         | 10       |
| Winston, T.B.        | 8        | 11       | 13       | 8        | 8        | 4        | 5        |      | 15       | 14         | 11       |
| Manning, NY-G        | 5        | 7        | 9        | 9        | 14       | 5t       | 8        |      | 14       | 12         | 12       |
| *Wentz, Phi.         | 3        | 6        | 10       | 11       | 15       | 13t      | 15       |      | 10t      | 10         | 13       |
| Keenum, L.A.         | 15       | 14t      | 12       | 15       | 12       | 15       | 14       |      | 7t       | 15         | 14       |
| Newton, Car.         | 12       | 13       | 15       | 13       | 11       | 12       | 12       |      | 10t      | 13         | 15       |

**WEEK 17 / THROUGH SUNDAY, JANUARY 1, 2017****NFC / FOURTH-QUARTER PASSING LEADERS**

| Rank      | Player, Team         | Att        | Comp       | Comp%       | Yards       | YPA         | TD       | TD%        | Int      | Int%       | Rating      |
|-----------|----------------------|------------|------------|-------------|-------------|-------------|----------|------------|----------|------------|-------------|
| 1)        | A. Rodgers, G.B.     | 135        | 88         | 65.2        | 1118        | 8.28        | 12       | 8.9        | 2        | 1.5        | 114.4       |
| 2)        | *Prescott, Dal.      | 111        | 74         | 66.7        | 819         | 7.38        | 6        | 5.4        | 0        | 0.0        | 106.4       |
| 3)        | Bradford, Min.       | 169        | 129        | 76.3        | 1125        | 6.66        | 7        | 4.1        | 2        | 1.2        | 102.3       |
| 4)        | Wilson, Sea.         | 156        | 101        | 64.7        | 1238        | 7.94        | 9        | 5.8        | 3        | 1.9        | 100.3       |
| 5)        | Hoyer, Chi.          | 70         | 48         | 68.6        | 509         | 7.27        | 2        | 2.9        | 0        | 0.0        | 99.0        |
| 6)        | Brees, N.O.          | 209        | 145        | 69.4        | 1550        | 7.42        | 14       | 6.7        | 8        | 3.8        | 97.2        |
| 7)        | Ryan, Atl.           | 99         | 58         | 58.6        | 835         | 8.43        | 7        | 7.1        | 3        | 3.0        | 97.0        |
| <b>8)</b> | <b>Cousins, Was.</b> | <b>160</b> | <b>104</b> | <b>65.0</b> | <b>1286</b> | <b>8.04</b> | <b>8</b> | <b>5.0</b> | <b>5</b> | <b>3.1</b> | <b>93.4</b> |
| 9)        | Palmer, Ariz         | 175        | 110        | 62.9        | 1227        | 7.01        | 11       | 6.3        | 7        | 4.0        | 88.0        |
| 10)       | Stafford, Det.       | 160        | 101        | 63.1        | 1245        | 7.78        | 7        | 4.4        | 6        | 3.8        | 86.1        |
| 11)       | Kaepernick, S.F.     | 116        | 64         | 55.2        | 624         | 5.38        | 4        | 3.4        | 0        | 0.0        | 82.0        |
| 12)       | *Goff, L.A.          | 52         | 31         | 59.6        | 290         | 5.58        | 2        | 3.8        | 1        | 1.9        | 79.8        |
| 13)       | Winston, T.B.        | 151        | 86         | 57.0        | 953         | 6.31        | 7        | 4.6        | 5        | 3.3        | 77.5        |
| 14)       | Newton, Car.         | 123        | 68         | 55.3        | 886         | 7.20        | 4        | 3.3        | 4        | 3.3        | 75.5        |
| 15)       | Barkley, Chi.        | 102        | 60         | 58.8        | 629         | 6.17        | 4        | 3.9        | 4        | 3.9        | 73.5        |
| 16)       | Manning, NY-G        | 166        | 100        | 60.2        | 1153        | 6.95        | 7        | 4.2        | 9        | 5.4        | 72.7        |
| 17)       | *Wentz, Phi.         | 185        | 109        | 58.9        | 1023        | 5.53        | 1        | 0.5        | 3        | 1.6        | 69.3        |
| 18)       | Keenum, L.A.         | 107        | 57         | 53.3        | 579         | 5.41        | 4        | 3.7        | 5        | 4.7        | 62.0        |
| 19)       | Gabbert, S.F.        | 57         | 30         | 52.6        | 351         | 6.16        | 2        | 3.5        | 4        | 7.0        | 54.1        |

**NFC / THIRD-DOWN PASSING LEADERS**

| Rank      | Player, Team         | Att        | Comp      | Comp%       | Yards       | YPA         | TD       | TD%        | Int      | Int%       | Rating      |
|-----------|----------------------|------------|-----------|-------------|-------------|-------------|----------|------------|----------|------------|-------------|
| 1)        | A. Rodgers, G.B.     | 153        | 101       | 66.0        | 1391        | 9.09        | 16       | 10.5       | 5        | 3.3        | 116.2       |
| 2)        | Ryan, Atl.           | 125        | 89        | 71.2        | 965         | 7.72        | 7        | 5.6        | 0        | 0.0        | 112.3       |
| 3)        | Brees, N.O.          | 163        | 110       | 67.5        | 1321        | 8.10        | 14       | 8.6        | 5        | 3.1        | 107.9       |
| <b>4)</b> | <b>Cousins, Was.</b> | <b>154</b> | <b>94</b> | <b>61.0</b> | <b>1309</b> | <b>8.50</b> | <b>9</b> | <b>5.8</b> | <b>4</b> | <b>2.6</b> | <b>97.0</b> |
| 5)        | *Prescott, Dal.      | 126        | 82        | 65.1        | 979         | 7.77        | 6        | 4.8        | 3        | 2.4        | 94.6        |
| 6)        | Keenum, L.A.         | 92         | 54        | 58.7        | 625         | 6.79        | 5        | 5.4        | 2        | 2.2        | 88.4        |
| 7)        | Bradford, Min.       | 152        | 102       | 67.1        | 892         | 5.87        | 6        | 3.9        | 3        | 2.0        | 87.4        |
| 8)        | Kaepernick, S.F.     | 90         | 47        | 52.2        | 573         | 6.37        | 4        | 4.4        | 0        | 0.0        | 86.9        |
| 9)        | Wilson, Sea.         | 148        | 83        | 56.1        | 1092        | 7.38        | 6        | 4.1        | 3        | 2.0        | 84.6        |
| 10)       | Palmer, Ariz         | 155        | 95        | 61.3        | 1005        | 6.48        | 9        | 5.8        | 6        | 3.9        | 83.4        |
| 11)       | Winston, T.B.        | 161        | 96        | 59.6        | 1210        | 7.52        | 7        | 4.3        | 6        | 3.7        | 82.1        |
| 12)       | Stafford, Det.       | 151        | 94        | 62.3        | 1237        | 8.19        | 4        | 2.6        | 6        | 4.0        | 80.4        |
| 13)       | Newton, Car.         | 150        | 74        | 49.3        | 1102        | 7.35        | 7        | 4.7        | 4        | 2.7        | 78.3        |
| 14)       | Manning, NY-G        | 168        | 91        | 54.2        | 1022        | 6.08        | 8        | 4.8        | 6        | 3.6        | 73.6        |
| 15)       | *Wentz, Phi.         | 156        | 87        | 55.8        | 951         | 6.10        | 3        | 1.9        | 5        | 3.2        | 67.0        |



**WEEK 17 / THROUGH SUNDAY, JANUARY 1, 2017**

**NFC / LEADING RUSHERS**

| Rank       | Player, Team             | Att        | Yards      | Avg        | Long       | TD       |
|------------|--------------------------|------------|------------|------------|------------|----------|
| 1)         | *Elliott, Dal.           | 322        | 1631       | 5.1        | 60t        | 15       |
| 2)         | *Howard, Chi.            | 252        | 1313       | 5.2        | 69         | 6        |
| 3)         | D. Johnson, Ariz         | 293        | 1239       | 4.2        | 58t        | 16       |
| 4)         | Freeman, Atl.            | 227        | 1079       | 4.8        | 75t        | 11       |
| 5)         | Ingram, N.O.             | 205        | 1043       | 5.1        | 75t        | 6        |
| 6)         | Hyde, S.F.               | 217        | 988        | 4.6        | 47         | 6        |
| 7)         | Gurley, L.A.             | 278        | 885        | 3.2        | 24t        | 6        |
| 8)         | Stewart, Car.            | 218        | 824        | 3.8        | 47         | 9        |
| <b>9)</b>  | <b>*Kelley, Was.</b>     | <b>168</b> | <b>704</b> | <b>4.2</b> | <b>66</b>  | <b>6</b> |
| 10)        | Mathews, Phi.            | 155        | 661        | 4.3        | 30         | 8        |
| 11)        | Jennings, NY-G           | 181        | 593        | 3.3        | 25         | 3        |
| 12)        | Michael, Sea.-G.B.       | 148        | 583        | 3.9        | 42t        | 7        |
| 13)        | Rodgers, T.B.            | 129        | 560        | 4.3        | 45         | 2        |
| 14)        | Hightower, N.O.          | 133        | 548        | 4.1        | 30         | 4        |
| 15)        | McKinnon, Min.           | 159        | 539        | 3.4        | 36         | 2        |
| 16)        | Coleman, Atl.            | 118        | 520        | 4.4        | 55t        | 8        |
| 17)        | Kaepernick, S.F. (QB)    | 69         | 468        | 6.8        | 30         | 2        |
| <b>18)</b> | <b>Jones, Was.</b>       | <b>99</b>  | <b>460</b> | <b>4.6</b> | <b>57</b>  | <b>3</b> |
| 19)        | Montgomery, G.B.         | 77         | 457        | 5.9        | 61         | 3        |
| 20)        | *Perkins, NY-G           | 112        | 456        | 4.1        | 22         | 0        |
| 21)        | Sproles, Phi.            | 94         | 438        | 4.7        | 25t        | 2        |
| 22)        | Martin, T.B.             | 144        | 421        | 2.9        | 17         | 3        |
| 23)        | Asiata, Min.             | 121        | 402        | 3.3        | 29         | 6        |
| 24)        | A. Rodgers, G.B. (QB)    | 67         | 369        | 5.5        | 23         | 4        |
| 25)        | Lacy, G.B.               | 71         | 360        | 5.1        | 31         | 0        |
| 26)        | Newton, Car. (QB)        | 90         | 359        | 4.0        | 28         | 5        |
| 27)        | Riddick, Det.            | 92         | 357        | 3.9        | 42         | 1        |
| <b>28)</b> | <b>C. Thompson, Was.</b> | <b>68</b>  | <b>356</b> | <b>5.2</b> | <b>25t</b> | <b>3</b> |
| 29)        | Rawls, Sea.              | 109        | 349        | 3.2        | 45t        | 3        |
| 30)        | Zenner, Det.             | 88         | 334        | 3.8        | 20         | 4        |
| 31)        | *Smallwood, Phi.         | 77         | 312        | 4.1        | 19         | 1        |
| 32)        | *Prescott, Dal. (QB)     | 57         | 282        | 4.9        | 18         | 6        |
| 33t)       | *D. Washington, Det.     | 90         | 265        | 2.9        | 28         | 1        |
| 33t)       | Whittaker, Car.          | 57         | 265        | 4.6        | 25         | 0        |
| 35)        | Wilson, Sea. (QB)        | 72         | 259        | 3.6        | 18         | 1        |
| 36)        | A. Morris, Dal.          | 69         | 243        | 3.5        | 17         | 2        |
| 37)        | *Barber, T.B.            | 55         | 223        | 4.1        | 44t        | 1        |
| 38)        | Stafford, Det. (QB)      | 37         | 207        | 5.6        | 24         | 2        |
| 39)        | Langford, Chi.           | 62         | 200        | 3.2        | 23         | 4        |
| 40)        | Draughn, S.F.            | 74         | 196        | 2.6        | 18         | 4        |
| 41)        | Gabbert, S.F. (QB)       | 40         | 173        | 4.3        | 24         | 2        |
| 42)        | *Proise, Sea.            | 30         | 172        | 5.7        | 72t        | 1        |
| 43)        | Winston, T.B. (QB)       | 53         | 165        | 3.1        | 14         | 1        |
| 44)        | Austin, L.A. (WR)        | 28         | 159        | 5.7        | 30t        | 1        |
| 45)        | Vereen, NY-G             | 33         | 158        | 4.8        | 25         | 1        |
| 46)        | K. Williams, Ariz        | 18         | 157        | 8.7        | 49t        | 2        |
| 47)        | Ward, Atl.               | 31         | 151        | 4.9        | 45         | 0        |
| 48t)       | Ripkowski, G.B.          | 34         | 150        | 4.4        | 15         | 2        |
| 48t)       | *Wentz, Phi. (QB)        | 46         | 150        | 3.3        | 17         | 2        |
| 50)        | C. Sims, T.B.            | 51         | 149        | 2.9        | 23         | 1        |

**NFC / THIRD-AND-ONE RUSHING LEADERS**

| Rank        | Player, Team         | Att      | FD       | Pct          |
|-------------|----------------------|----------|----------|--------------|
| <b>1t)</b>  | <b>Jones, Was.</b>   | <b>6</b> | <b>6</b> | <b>100.0</b> |
| 1t)         | Stewart, Car.        | 6        | 6        | 100.0        |
| 1t)         | Freeman, Atl.        | 4        | 4        | 100.0        |
| 1t)         | Hyde, S.F.           | 4        | 4        | 100.0        |
| 1t)         | *Perkins, NY-G       | 4        | 4        | 100.0        |
| 6)          | Newton, Car.         | 10       | 9        | 90.0         |
| 7)          | Kuhn, N.O.           | 8        | 7        | 87.5         |
| 8t)         | D. Johnson, Ariz     | 12       | 10       | 83.3         |
| 8t)         | Jennings, NY-G       | 6        | 5        | 83.3         |
| <b>8t)</b>  | <b>*Kelley, Was.</b> | <b>6</b> | <b>5</b> | <b>83.3</b>  |
| 11)         | Gurley, L.A.         | 11       | 9        | 81.8         |
| <b>12t)</b> | <b>Cousins, Was.</b> | <b>5</b> | <b>4</b> | <b>80.0</b>  |
| 12t)        | *Howard, Chi.        | 5        | 4        | 80.0         |
| 12t)        | Rodgers, T.B.        | 5        | 4        | 80.0         |
| 15)         | *Elliott, Dal.       | 12       | 9        | 75.0         |
| 16)         | Ingram, N.O.         | 10       | 7        | 70.0         |
| 17t)        | Draughn, S.F.        | 6        | 4        | 66.7         |
| 17t)        | A. Rodgers, G.B.     | 6        | 4        | 66.7         |
| 19)         | Asiata, Min.         | 11       | 6        | 54.5         |

**WEEK 17 / THROUGH SUNDAY, JANUARY 1, 2017**

**NFC / LEADERS IN RECEPTIONS**

| Rank        | Player, Team                  | Rec       | Yards       | Avg         | Long       | TD       |
|-------------|-------------------------------|-----------|-------------|-------------|------------|----------|
| 1)          | Fitzgerald, Ariz              | 107       | 1023        | 9.6         | 32         | 6        |
| 2)          | Beckham, NY-G                 | 101       | 1367        | 13.5        | 75t        | 10       |
| 3)          | Nelson, G.B.                  | 97        | 1257        | 13.0        | 60         | 14       |
| 4)          | Evans, T.B.                   | 96        | 1321        | 13.8        | 45t        | 12       |
| 5)          | Baldwin, Sea.                 | 94        | 1128        | 12.0        | 59         | 7        |
| 6)          | *Thomas, N.O.                 | 92        | 1137        | 12.4        | 46         | 9        |
| 7)          | Tate, Det.                    | 91        | 1077        | 11.8        | 67         | 4        |
| 8)          | Diggs, Min.                   | 84        | 903         | 10.8        | 46         | 3        |
| 9t)         | J. Jones, Atl.                | 83        | 1409        | 17.0        | 75t        | 6        |
| 9t)         | Rudolph, Min. (TE)            | 83        | 840         | 10.1        | 44         | 7        |
| 11t)        | Olsen, Car. (TE)              | 80        | 1073        | 13.4        | 78t        | 3        |
| 11t)        | D. Johnson, Ariz (RB)         | 80        | 879         | 11.0        | 58         | 4        |
| <b>13)</b>  | <b>Garcon, Was.</b>           | <b>79</b> | <b>1041</b> | <b>13.2</b> | <b>70t</b> | <b>3</b> |
| 14t)        | Cooks, N.O.                   | 78        | 1173        | 15.0        | 98t        | 8        |
| 14t)        | Ertz, Phi. (TE)               | 78        | 816         | 10.5        | 30         | 4        |
| 16t)        | Adams, G.B.                   | 75        | 997         | 13.3        | 66t        | 12       |
| 16t)        | Beasley, Dal.                 | 75        | 833         | 11.1        | 47         | 5        |
| 18)         | Matthews, Phi.                | 73        | 804         | 11.0        | 54         | 3        |
| 19)         | Snead, N.O.                   | 72        | 895         | 12.4        | 49         | 4        |
| 20t)        | Thielen, Min.                 | 69        | 967         | 14.0        | 71t        | 5        |
| 20t)        | Witten, Dal. (TE)             | 69        | 673         | 9.8         | 35         | 3        |
| 22)         | Britt, L.A.                   | 68        | 1002        | 14.7        | 66         | 5        |
| <b>23t)</b> | <b>Crowder, Was.</b>          | <b>67</b> | <b>847</b>  | <b>12.6</b> | <b>55t</b> | <b>7</b> |
| 23t)        | Boldin, Det.                  | 67        | 584         | 8.7         | 35t        | 8        |
| 25t)        | Meredith, Chi.                | 66        | 888         | 13.5        | 50t        | 4        |
| <b>25t)</b> | <b>Reed, Was. (TE)</b>        | <b>66</b> | <b>686</b>  | <b>10.4</b> | <b>33</b>  | <b>6</b> |
| 27t)        | Graham, Sea. (TE)             | 65        | 923         | 14.2        | 42         | 6        |
| 27t)        | *Shepard, NY-G                | 65        | 683         | 10.5        | 32t        | 8        |
| 29)         | Kerley, S.F.                  | 64        | 667         | 10.4        | 33t        | 3        |
| 30)         | Benjamin, Car.                | 63        | 941         | 14.9        | 50         | 7        |
| 31)         | Ebron, Det. (TE)              | 61        | 711         | 11.7        | 61         | 1        |
| 32)         | Cobb, G.B.                    | 60        | 610         | 10.2        | 47         | 4        |
| 33)         | Sanu, Atl.                    | 59        | 653         | 11.1        | 59         | 4        |
| 34)         | Austin, L.A.                  | 58        | 509         | 8.8         | 43t        | 3        |
| 35)         | Brate, T.B. (TE)              | 57        | 660         | 11.6        | 38         | 8        |
| <b>36)</b>  | <b>D. Jackson, Was.</b>       | <b>56</b> | <b>1005</b> | <b>17.9</b> | <b>80t</b> | <b>4</b> |
| 37t)        | M. Jones, Det.                | 55        | 930         | 16.9        | 73t        | 4        |
| 37t)        | Humphries, T.B.               | 55        | 622         | 11.3        | 42t        | 2        |
| 39t)        | Ginn, Car.                    | 54        | 752         | 13.9        | 88t        | 4        |
| 39t)        | Freeman, Atl. (RB)            | 54        | 462         | 8.6         | 35         | 2        |
| 41)         | Riddick, Det. (RB)            | 53        | 371         | 7.0         | 23         | 5        |
| 42t)        | Jeffery, Chi.                 | 52        | 821         | 15.8        | 54         | 2        |
| 42t)        | Patterson, Min.               | 52        | 453         | 8.7         | 39         | 2        |
| 42t)        | Sproles, Phi. (RB)            | 52        | 427         | 8.2         | 73t        | 2        |
| 45t)        | Bryant, Dal.                  | 50        | 796         | 15.9        | 56         | 8        |
| 45t)        | Fleener, N.O. (TE)            | 50        | 631         | 12.6        | 50t        | 3        |
| 45t)        | Kendricks, L.A. (TE)          | 50        | 499         | 10.0        | 44         | 2        |
| <b>48)</b>  | <b>C. Thompson, Was. (RB)</b> | <b>49</b> | <b>349</b>  | <b>7.1</b>  | <b>38</b>  | <b>2</b> |
| 49)         | Tye, NY-G (TE)                | 48        | 395         | 8.2         | 27         | 1        |
| 50)         | Miller, Chi. (TE)             | 47        | 486         | 10.3        | 34         | 4        |

**WEEK 17 / THROUGH SUNDAY, JANUARY 1, 2017**

**NFC / RECEIVING YARDAGE LEADERS**

| Rank       | Player, Team            | Yards       | Rec       | Avg         | Long       | TD       |
|------------|-------------------------|-------------|-----------|-------------|------------|----------|
| 1)         | J. Jones, Atl.          | 1409        | 83        | 17.0        | 75t        | 6        |
| 2)         | Beckham, NY-G           | 1367        | 101       | 13.5        | 75t        | 10       |
| 3)         | Evans, T.B.             | 1321        | 96        | 13.8        | 45t        | 12       |
| 4)         | Nelson, G.B.            | 1257        | 97        | 13.0        | 60         | 14       |
| 5)         | Cooks, N.O.             | 1173        | 78        | 15.0        | 98t        | 8        |
| 6)         | *Thomas, N.O.           | 1137        | 92        | 12.4        | 46         | 9        |
| 7)         | Baldwin, Sea.           | 1128        | 94        | 12.0        | 59         | 7        |
| 8)         | Tate, Det.              | 1077        | 91        | 11.8        | 67         | 4        |
| 9)         | Olsen, Car. (TE)        | 1073        | 80        | 13.4        | 78t        | 3        |
| <b>10)</b> | <b>Garcon, Was.</b>     | <b>1041</b> | <b>79</b> | <b>13.2</b> | <b>70t</b> | <b>3</b> |
| 11)        | Fitzgerald, Ariz        | 1023        | 107       | 9.6         | 32         | 6        |
| <b>12)</b> | <b>D. Jackson, Was.</b> | <b>1005</b> | <b>56</b> | <b>17.9</b> | <b>80t</b> | <b>4</b> |
| 13)        | Britt, L.A.             | 1002        | 68        | 14.7        | 66         | 5        |
| 14)        | Adams, G.B.             | 997         | 75        | 13.3        | 66t        | 12       |
| 15)        | Thielen, Min.           | 967         | 69        | 14.0        | 71t        | 5        |
| 16)        | Benjamin, Car.          | 941         | 63        | 14.9        | 50         | 7        |
| 17)        | M. Jones, Det.          | 930         | 55        | 16.9        | 73t        | 4        |
| 18)        | Graham, Sea. (TE)       | 923         | 65        | 14.2        | 42         | 6        |
| 19)        | Diggs, Min.             | 903         | 84        | 10.8        | 46         | 3        |
| 20)        | Snead, N.O.             | 895         | 72        | 12.4        | 49         | 4        |
| 21)        | Meredith, Chi.          | 888         | 66        | 13.5        | 50t        | 4        |
| 22)        | D. Johnson, Ariz (RB)   | 879         | 80        | 11.0        | 58         | 4        |
| <b>23)</b> | <b>Crowder, Was.</b>    | <b>847</b>  | <b>67</b> | <b>12.6</b> | <b>55t</b> | <b>7</b> |
| 24)        | Rudolph, Min. (TE)      | 840         | 83        | 10.1        | 44         | 7        |
| 25)        | Beasley, Dal.           | 833         | 75        | 11.1        | 47         | 5        |
| 26)        | Jeffery, Chi.           | 821         | 52        | 15.8        | 54         | 2        |
| 27)        | Ertz, Phi. (TE)         | 816         | 78        | 10.5        | 30         | 4        |
| 28)        | Matthews, Phi.          | 804         | 73        | 11.0        | 54         | 3        |
| 29)        | Bryant, Dal.            | 796         | 50        | 15.9        | 56         | 8        |
| 30)        | Ginn, Car.              | 752         | 54        | 13.9        | 88t        | 4        |
| 31)        | Ebron, Det. (TE)        | 711         | 61        | 11.7        | 61         | 1        |
| <b>32)</b> | <b>Reed, Was. (TE)</b>  | <b>686</b>  | <b>66</b> | <b>10.4</b> | <b>33</b>  | <b>6</b> |
| 33)        | *Shepard, NY-G          | 683         | 65        | 10.5        | 32t        | 8        |
| 34)        | Witten, Dal. (TE)       | 673         | 69        | 9.8         | 35         | 3        |
| 35)        | Kerley, S.F.            | 667         | 64        | 10.4        | 33t        | 3        |
| 36)        | Brate, T.B. (TE)        | 660         | 57        | 11.6        | 38         | 8        |
| 37)        | Sanu, Atl.              | 653         | 59        | 11.1        | 59         | 4        |
| 38)        | Fleener, N.O. (TE)      | 631         | 50        | 12.6        | 50t        | 3        |
| 39)        | Humphries, T.B.         | 622         | 55        | 11.3        | 42t        | 2        |
| 40)        | Cobb, G.B.              | 610         | 60        | 10.2        | 47         | 4        |
| 41)        | Lockett, Sea.           | 597         | 41        | 14.6        | 57t        | 1        |
| 42)        | Williams, Dal.          | 594         | 44        | 13.5        | 47         | 4        |
| 43)        | Cruz, NY-G              | 586         | 39        | 15.0        | 48         | 1        |
| 44)        | Boldin, Det.            | 584         | 67        | 8.7         | 35t        | 8        |
| <b>45)</b> | <b>Davis, Was. (TE)</b> | <b>583</b>  | <b>44</b> | <b>13.3</b> | <b>44</b>  | <b>2</b> |
| 46)        | Gabriel, Atl.           | 579         | 35        | 16.5        | 76t        | 6        |
| 47)        | Nelson, Ariz            | 568         | 34        | 16.7        | 80t        | 6        |
| 48)        | Quick, L.A.             | 564         | 41        | 13.8        | 65t        | 3        |
| 49)        | Jo. Brown, Ariz         | 517         | 39        | 13.3        | 30t        | 2        |
| 50)        | Kearse, Sea.            | 511         | 41        | 12.5        | 36         | 1        |

**WEEK 17 / THROUGH SUNDAY, JANUARY 1, 2017**

**NFC / THIRD-DOWN RECEIVING LEADERS**

| Rank        | Player, Team                  | Rec       | Yards      | Avg         | Long       | TD       |
|-------------|-------------------------------|-----------|------------|-------------|------------|----------|
| 1t)         | Evans, T.B.                   | 28        | 392        | 14.0        | 39         | 3        |
| 1t)         | Rudolph, Min. (TE)            | 28        | 213        | 7.6         | 22         | 3        |
| 3)          | D. Johnson, Ariz (RB)         | 27        | 265        | 9.8         | 24         | 2        |
| 4)          | Britt, L.A.                   | 26        | 260        | 10.0        | 34         | 1        |
| 5t)         | Beasley, Dal.                 | 25        | 295        | 11.8        | 33         | 2        |
| 5t)         | Snead, N.O.                   | 25        | 292        | 11.7        | 29         | 0        |
| 5t)         | Beckham, NY-G                 | 25        | 279        | 11.2        | 27         | 2        |
| 8)          | Fitzgerald, Ariz              | 24        | 202        | 8.4         | 19         | 1        |
| 9t)         | Tate, Det.                    | 23        | 341        | 14.8        | 66t        | 2        |
| 9t)         | Boldin, Det.                  | 23        | 211        | 9.2         | 29         | 1        |
| <b>11t)</b> | <b>Crowder, Was.</b>          | <b>22</b> | <b>351</b> | <b>16.0</b> | <b>55t</b> | <b>4</b> |
| 11t)        | Baldwin, Sea.                 | 22        | 301        | 13.7        | 59         | 3        |
| <b>11t)</b> | <b>Reed, Was. (TE)</b>        | <b>22</b> | <b>300</b> | <b>13.6</b> | <b>33</b>  | <b>1</b> |
| 11t)        | Cobb, G.B.                    | 22        | 280        | 12.7        | 47         | 1        |
| 15)         | *Shepard, NY-G                | 21        | 251        | 12.0        | 32         | 3        |
| 16)         | Thielen, Min.                 | 20        | 292        | 14.6        | 29         | 2        |
| 17t)        | Nelson, G.B.                  | 19        | 338        | 17.8        | 60         | 5        |
| 17t)        | Matthews, Phi.                | 19        | 248        | 13.1        | 54         | 1        |
| 17t)        | Brate, T.B. (TE)              | 19        | 224        | 11.8        | 22         | 1        |
| 17t)        | Olsen, Car. (TE)              | 19        | 202        | 10.6        | 34         | 2        |
| 17t)        | Diggs, Min.                   | 19        | 190        | 10.0        | 33         | 1        |
| 22)         | Witten, Dal. (TE)             | 18        | 152        | 8.4         | 31         | 0        |
| 23t)        | Benjamin, Car.                | 17        | 293        | 17.2        | 44t        | 1        |
| <b>23t)</b> | <b>Garcon, Was.</b>           | <b>17</b> | <b>289</b> | <b>17.0</b> | <b>49</b>  | <b>0</b> |
| 23t)        | *Thomas, N.O.                 | 17        | 224        | 13.2        | 35         | 1        |
| 23t)        | Sanu, Atl.                    | 17        | 187        | 11.0        | 22         | 0        |
| 23t)        | Austin, L.A.                  | 17        | 167        | 9.8         | 43t        | 3        |
| 28t)        | Ebron, Det. (TE)              | 16        | 247        | 15.4        | 61         | 1        |
| 28t)        | Royal, Chi.                   | 16        | 204        | 12.8        | 64         | 0        |
| 28t)        | Ertz, Phi. (TE)               | 16        | 165        | 10.3        | 21         | 0        |
| 28t)        | Sproles, Phi. (RB)            | 16        | 149        | 9.3         | 73t        | 1        |
| 32t)        | Ginn, Car.                    | 15        | 306        | 20.4        | 88t        | 3        |
| 32t)        | Cooks, N.O.                   | 15        | 291        | 19.4        | 87t        | 3        |
| 32t)        | Graham, Sea. (TE)             | 15        | 255        | 17.0        | 40         | 2        |
| 32t)        | Humphries, T.B.               | 15        | 237        | 15.8        | 42t        | 1        |
| 32t)        | Meredith, Chi.                | 15        | 187        | 12.5        | 32         | 0        |
| 37t)        | Adams, G.B.                   | 14        | 257        | 18.4        | 66t        | 5        |
| 37t)        | Quick, L.A.                   | 14        | 216        | 15.4        | 65t        | 2        |
| 37t)        | Kerley, S.F.                  | 14        | 145        | 10.4        | 33t        | 2        |
| <b>37t)</b> | <b>C. Thompson, Was. (RB)</b> | <b>14</b> | <b>110</b> | <b>7.9</b>  | <b>38</b>  | <b>1</b> |
| 41t)        | Cruz, NY-G                    | 13        | 189        | 14.5        | 40         | 1        |
| 41t)        | Montgomery, G.B. (RB)         | 13        | 117        | 9.0         | 24         | 0        |
| 41t)        | Patterson, Min.               | 13        | 109        | 8.4         | 30         | 0        |
| 41t)        | Asiata, Min. (RB)             | 13        | 97         | 7.5         | 23         | 0        |
| 45t)        | M. Jones, Det.                | 12        | 231        | 19.3        | 48         | 0        |
| 45t)        | J. Jones, Atl.                | 12        | 204        | 17.0        | 53         | 0        |
| 45t)        | Cook, G.B. (TE)               | 12        | 200        | 16.7        | 47         | 0        |
| 45t)        | Riddick, Det. (RB)            | 12        | 81         | 6.8         | 12         | 0        |
| 49t)        | Bryant, Dal.                  | 11        | 214        | 19.5        | 50t        | 3        |
| 49t)        | Lockett, Sea.                 | 11        | 175        | 15.9        | 57t        | 1        |
| <b>49t)</b> | <b>D. Jackson, Was.</b>       | <b>11</b> | <b>170</b> | <b>15.5</b> | <b>67t</b> | <b>2</b> |
| 49t)        | Freeman, Atl. (RB)            | 11        | 111        | 10.1        | 27         | 0        |
| 49t)        | *Elliott, Dal. (RB)           | 11        | 101        | 9.2         | 25         | 0        |
| 49t)        | Cadet, N.O. (RB)              | 11        | 89         | 8.1         | 11t        | 2        |

WEEK 17 / THROUGH SUNDAY, JANUARY 1, 2017

NFC / LEADING SCORERS, NONKICKERS

| Rank        | Player, Team                  | TD       | Rush     | Rec      | Ret      | X2       | Pts       |
|-------------|-------------------------------|----------|----------|----------|----------|----------|-----------|
| 1)          | D. Johnson, Ariz (RB)         | 20       | 16       | 4        | 0        | 1        | 122       |
| 2)          | *Elliott, Dal. (RB)           | 16       | 15       | 1        | 0        | 0        | 96        |
| 3)          | Nelson, G.B. (WR)             | 14       | 0        | 14       | 0        | 0        | 84        |
| 4)          | Freeman, Atl. (RB)            | 13       | 11       | 2        | 0        | 0        | 78        |
| 5)          | Evans, T.B. (WR)              | 12       | 0        | 12       | 0        | 2        | 76        |
| 6)          | Adams, G.B. (WR)              | 12       | 0        | 12       | 0        | 1        | 74        |
| 7)          | Coleman, Atl. (RB)            | 11       | 8        | 3        | 0        | 0        | 66        |
| 8)          | Ingram, N.O. (RB)             | 10       | 6        | 4        | 0        | 2        | 64        |
| 9)          | Beckham, NY-G (WR)            | 10       | 0        | 10       | 0        | 0        | 60        |
| 10)         | Mathews, Phi. (RB)            | 9        | 8        | 1        | 0        | 2        | 58        |
| 11)         | Hyde, S.F. (RB)               | 9        | 6        | 3        | 0        | 1        | 56        |
| 12t)        | Stewart, Car. (RB)            | 9        | 9        | 0        | 0        | 0        | 54        |
| 12t)        | *Thomas, N.O. (WR)            | 9        | 0        | 9        | 0        | 0        | 54        |
| 14t)        | Boldin, Det. (WR)             | 8        | 0        | 8        | 0        | 0        | 48        |
| 14t)        | Brate, T.B. (TE)              | 8        | 0        | 8        | 0        | 0        | 48        |
| 14t)        | Bryant, Dal. (WR)             | 8        | 0        | 8        | 0        | 0        | 48        |
| 14t)        | Cooks, N.O. (WR)              | 8        | 0        | 8        | 0        | 0        | 48        |
| <b>14t)</b> | <b>Crowder, Was. (WR)</b>     | <b>8</b> | <b>0</b> | <b>7</b> | <b>1</b> | <b>0</b> | <b>48</b> |
| 14t)        | Michael, Sea.-G.B. (RB)       | 8        | 7        | 1        | 0        | 0        | 48        |
| 14t)        | *Shepard, NY-G (WR)           | 8        | 0        | 8        | 0        | 0        | 48        |
| 21t)        | Baldwin, Sea. (WR)            | 7        | 0        | 7        | 0        | 0        | 42        |
| 21t)        | Benjamin, Car. (WR)           | 7        | 0        | 7        | 0        | 0        | 42        |
| 21t)        | Gabriel, Atl. (WR)            | 7        | 1        | 6        | 0        | 0        | 42        |
| 21t)        | *Howard, Chi. (RB)            | 7        | 6        | 1        | 0        | 0        | 42        |
| <b>21t)</b> | <b>*Kelley, Was. (RB)</b>     | <b>7</b> | <b>6</b> | <b>1</b> | <b>0</b> | <b>0</b> | <b>42</b> |
| 21t)        | Nelson, Ariz (WR)             | 7        | 1        | 6        | 0        | 0        | 42        |
| 21t)        | Rudolph, Min. (TE)            | 7        | 0        | 7        | 0        | 0        | 42        |
| 28t)        | Asiata, Min. (RB)             | 6        | 6        | 0        | 0        | 0        | 36        |
| 28t)        | Draughn, S.F. (RB)            | 6        | 4        | 2        | 0        | 0        | 36        |
| 28t)        | Fitzgerald, Ariz (WR)         | 6        | 0        | 6        | 0        | 0        | 36        |
| 28t)        | Graham, Sea. (TE)             | 6        | 0        | 6        | 0        | 0        | 36        |
| 28t)        | Gurley, L.A. (RB)             | 6        | 6        | 0        | 0        | 0        | 36        |
| 28t)        | J. Jones, Atl. (WR)           | 6        | 0        | 6        | 0        | 0        | 36        |
| 28t)        | *Prescott, Dal. (QB)          | 6        | 6        | 0        | 0        | 0        | 36        |
| <b>28t)</b> | <b>Reed, Was. (TE)</b>        | <b>6</b> | <b>0</b> | <b>6</b> | <b>0</b> | <b>0</b> | <b>36</b> |
| 28t)        | Riddick, Det. (RB)            | 6        | 1        | 5        | 0        | 0        | 36        |
| 37)         | Newton, Car. (QB)             | 5        | 5        | 0        | 0        | 1        | 32        |
| 38t)        | Beasley, Dal. (WR)            | 5        | 0        | 5        | 0        | 0        | 30        |
| 38t)        | Britt, L.A. (WR)              | 5        | 0        | 5        | 0        | 0        | 30        |
| 38t)        | Hightower, N.O. (RB)          | 5        | 4        | 1        | 0        | 0        | 30        |
| 38t)        | Kuhn, N.O. (RB)               | 5        | 4        | 1        | 0        | 0        | 30        |
| 38t)        | Thielen, Min. (WR)            | 5        | 0        | 5        | 0        | 0        | 30        |
| <b>38t)</b> | <b>C. Thompson, Was. (RB)</b> | <b>5</b> | <b>3</b> | <b>2</b> | <b>0</b> | <b>0</b> | <b>30</b> |
| 44t)        | Funchess, Car. (WR)           | 4        | 0        | 4        | 0        | 1        | 26        |
| 44t)        | McKinnon, Min. (RB)           | 4        | 2        | 2        | 0        | 1        | 26        |
| 44t)        | A. Rodgers, G.B. (QB)         | 4        | 4        | 0        | 0        | 1        | 26        |
| 44t)        | Sanu, Atl. (WR)               | 4        | 0        | 4        | 0        | 1        | 26        |
| 44t)        | Tate, Det. (WR)               | 4        | 0        | 4        | 0        | 1        | 26        |
| 49t)        | Austin, L.A. (WR)             | 4        | 1        | 3        | 0        | 0        | 24        |
| 49t)        | Cadet, N.O. (RB)              | 4        | 0        | 4        | 0        | 0        | 24        |
| 49t)        | Cobb, G.B. (WR)               | 4        | 0        | 4        | 0        | 0        | 24        |
| <b>49t)</b> | <b>Cousins, Was. (QB)</b>     | <b>4</b> | <b>4</b> | <b>0</b> | <b>0</b> | <b>0</b> | <b>24</b> |
| 49t)        | Ertz, Phi. (TE)               | 4        | 0        | 4        | 0        | 0        | 24        |
| 49t)        | Fleener, N.O. (TE)            | 4        | 1        | 3        | 0        | 0        | 24        |
| 49t)        | Ginn, Car. (WR)               | 4        | 0        | 4        | 0        | 0        | 24        |
| 49t)        | Hardy, Atl. (WR)              | 4        | 0        | 4        | 0        | 0        | 24        |
| <b>49t)</b> | <b>D. Jackson, Was. (WR)</b>  | <b>4</b> | <b>0</b> | <b>4</b> | <b>0</b> | <b>0</b> | <b>24</b> |
| 49t)        | Jennings, NY-G (RB)           | 4        | 3        | 1        | 0        | 0        | 24        |
| 49t)        | M. Jones, Det. (WR)           | 4        | 0        | 4        | 0        | 0        | 24        |
| 49t)        | Langford, Chi. (RB)           | 4        | 4        | 0        | 0        | 0        | 24        |
| 49t)        | McDonald, S.F. (TE)           | 4        | 0        | 4        | 0        | 0        | 24        |
| 49t)        | Meredith, Chi. (WR)           | 4        | 0        | 4        | 0        | 0        | 24        |
| 49t)        | Miller, Chi. (TE)             | 4        | 0        | 4        | 0        | 0        | 24        |
| 49t)        | Snead, N.O. (WR)              | 4        | 0        | 4        | 0        | 0        | 24        |
| 49t)        | Sproles, Phi. (RB)            | 4        | 2        | 2        | 0        | 0        | 24        |
| 49t)        | Williams, Dal. (WR)           | 4        | 0        | 4        | 0        | 0        | 24        |
| 49t)        | Zenner, Det. (RB)             | 4        | 4        | 0        | 0        | 0        | 24        |

WEEK 17 / THROUGH SUNDAY, JANUARY 1, 2017

NFC / LEADING SCORERS, KICKERS

| Rank      | Player, Team         | PAT          | FG           | Pct         | Long      | Pts        |
|-----------|----------------------|--------------|--------------|-------------|-----------|------------|
| 1)        | Bryant, Atl.         | 56/57        | 34/37        | .919        | 59        | 158        |
| <b>2)</b> | <b>Hopkins, Was.</b> | <b>36/39</b> | <b>34/42</b> | <b>.810</b> | <b>53</b> | <b>138</b> |
| 3)        | Sturgis, Phi.        | 30/31        | 35/41        | .854        | 55        | 135        |
| 4)        | *Lutz, N.O.          | 49/50        | 28/34        | .824        | 57        | 133        |
| 5)        | Hauschka, Sea.       | 29/35        | 33/37        | .892        | 53        | 128        |
| 6)        | Bailey, Dal.         | 46/46        | 27/32        | .844        | 56        | 127        |
| 7)        | Prater, Det.         | 31/33        | 31/36        | .861        | 58        | 124        |
| 8)        | Crosby, G.B.         | 44/47        | 26/30        | .867        | 53        | 122        |
| 9)        | Gano, Car.           | 31/34        | 30/38        | .789        | 54        | 121        |
| 10)       | Catanzaro, Ariz      | 43/47        | 21/28        | .750        | 60        | 106        |
| 11)       | *Aguayo, T.B.        | 32/34        | 22/31        | .710        | 43        | 98         |
| 12)       | Dawson, S.F.         | 33/34        | 18/21        | .857        | 53        | 87         |
| 13)       | Barth, Chi.          | 31/32        | 18/23        | .783        | 54        | 85         |
| 14)       | Zuerlein, L.A.       | 23/23        | 19/22        | .864        | 54        | 80         |
| 15)       | Forbath, Min.        | 11/14        | 15/15        | 1.000       | 51        | 56         |
| 16)       | Walsh, Min.          | 15/19        | 12/16        | .750        | 50        | 51         |
| 17)       | Gould, NY-G          | 20/23        | 10/10        | 1.000       | 47        | 50         |
| 18)       | J. Brown, NY-G       | 9/ 9         | 11/12        | .917        | 48        | 42         |

NFC / TOUCHBACKS ON KICKOFFS

| Rank       | Player, Team         | TB        |
|------------|----------------------|-----------|
| 1t)        | Bosher, Atl.         | 65        |
| <b>1t)</b> | <b>Hopkins, Was.</b> | <b>65</b> |
| 3)         | Gano, Car.           | 63        |
| 4)         | Bailey, Dal.         | 57        |
| 5)         | Hauschka, Sea.       | 54        |
| 6t)        | *Aguayo, T.B.        | 52        |
| 6t)        | Catanzaro, Ariz      | 52        |
| 6t)        | Martin, Det.         | 52        |
| 9)         | *Lutz, N.O.          | 49        |
| 10t)       | Crosby, G.B.         | 46        |
| 10t)       | Sturgis, Phi.        | 46        |
| 12)        | Zuerlein, L.A.       | 36        |
| 13)        | Barth, Chi.          | 26        |
| 14)        | Pinion, S.F.         | 20        |
| 15t)       | Forbath, Min.        | 19        |
| 15t)       | Gould, NY-G          | 19        |
| 15t)       | Walsh, Min.          | 19        |
| 18)        | J. Brown, NY-G       | 15        |
| 19)        | *Wile, Atl.-Ariz     | 7         |
| 20)        | Dawson, S.F.         | 4         |
| 21)        | Prater, Det.         | 1         |

WEEK 17 / THROUGH SUNDAY, JANUARY 1, 2017

NFC / MOST YARDS FROM SCRIMMAGE

| Rank       | Player, Team                  | Total       |            |             | Rushing    |            |             | Receiving   |           |             |
|------------|-------------------------------|-------------|------------|-------------|------------|------------|-------------|-------------|-----------|-------------|
|            |                               | Yards       | Att+Rec    | Avg         | Yards      | Att        | Avg         | Yards       | Rec       | Avg         |
| 1)         | D. Johnson, Ariz (RB)         | 2118        | 373        | 5.7         | 1239       | 293        | 4.2         | 879         | 80        | 11.0        |
| 2)         | *Elliott, Dal. (RB)           | 1994        | 354        | 5.6         | 1631       | 322        | 5.1         | 363         | 32        | 11.3        |
| 3)         | *Howard, Chi. (RB)            | 1611        | 281        | 5.7         | 1313       | 252        | 5.2         | 298         | 29        | 10.3        |
| 4)         | Freeman, Atl. (RB)            | 1541        | 281        | 5.5         | 1079       | 227        | 4.8         | 462         | 54        | 8.6         |
| 5)         | J. Jones, Atl. (WR)           | 1409        | 83         | 17.0        | 0          | 0          | ---         | 1409        | 83        | 17.0        |
| 6)         | Beckham, NY-G (WR)            | 1376        | 102        | 13.5        | 9          | 1          | 9.0         | 1367        | 101       | 13.5        |
| 7)         | Ingram, N.O. (RB)             | 1362        | 251        | 5.4         | 1043       | 205        | 5.1         | 319         | 46        | 6.9         |
| 8)         | Evans, T.B. (WR)              | 1321        | 96         | 13.8        | 0          | 0          | ---         | 1321        | 96        | 13.8        |
| 9)         | Nelson, G.B. (WR)             | 1257        | 97         | 13.0        | 0          | 0          | ---         | 1257        | 97        | 13.0        |
| 10)        | Gurley, L.A. (RB)             | 1212        | 321        | 3.8         | 885        | 278        | 3.2         | 327         | 43        | 7.6         |
| 11)        | Cooks, N.O. (WR)              | 1203        | 84         | 14.3        | 30         | 6          | 5.0         | 1173        | 78        | 15.0        |
| 12)        | Hyde, S.F. (RB)               | 1151        | 244        | 4.7         | 988        | 217        | 4.6         | 163         | 27        | 6.0         |
| 13)        | *Thomas, N.O. (WR)            | 1137        | 92         | 12.4        | 0          | 0          | ---         | 1137        | 92        | 12.4        |
| 14)        | Baldwin, Sea. (WR)            | 1130        | 97         | 11.6        | 2          | 3          | 0.7         | 1128        | 94        | 12.0        |
| 15)        | Tate, Det. (WR)               | 1081        | 101        | 10.7        | 4          | 10         | 0.4         | 1077        | 91        | 11.8        |
| 16)        | Olsen, Car. (TE)              | 1073        | 80         | 13.4        | 0          | 0          | ---         | 1073        | 80        | 13.4        |
| <b>17)</b> | <b>Garcon, Was. (WR)</b>      | <b>1041</b> | <b>79</b>  | <b>13.2</b> | <b>0</b>   | <b>0</b>   | <b>---</b>  | <b>1041</b> | <b>79</b> | <b>13.2</b> |
| 18)        | Fitzgerald, Ariz (WR)         | 1028        | 109        | 9.4         | 5          | 2          | 2.5         | 1023        | 107       | 9.6         |
| <b>19)</b> | <b>D. Jackson, Was. (WR)</b>  | <b>1005</b> | <b>56</b>  | <b>17.9</b> | <b>0</b>   | <b>0</b>   | <b>---</b>  | <b>1005</b> | <b>56</b> | <b>17.9</b> |
| 20)        | Britt, L.A. (WR)              | 1002        | 68         | 14.7        | 0          | 0          | ---         | 1002        | 68        | 14.7        |
| 21)        | Adams, G.B. (WR)              | 997         | 75         | 13.3        | 0          | 0          | ---         | 997         | 75        | 13.3        |
| 22)        | Thielen, Min. (WR)            | 982         | 71         | 13.8        | 15         | 2          | 7.5         | 967         | 69        | 14.0        |
| 23t)       | Benjamin, Car. (WR)           | 941         | 63         | 14.9        | 0          | 0          | ---         | 941         | 63        | 14.9        |
| 23t)       | Coleman, Atl. (RB)            | 941         | 149        | 6.3         | 520        | 118        | 4.4         | 421         | 31        | 13.6        |
| 25)        | M. Jones, Det. (WR)           | 933         | 56         | 16.7        | 3          | 1          | 3.0         | 930         | 55        | 16.9        |
| 26)        | Graham, Sea. (TE)             | 923         | 66         | 14.0        | 0          | 1          | 0.0         | 923         | 65        | 14.2        |
| 27)        | Diggs, Min. (WR)              | 913         | 87         | 10.5        | 10         | 3          | 3.3         | 903         | 84        | 10.8        |
| 28)        | Snead, N.O. (WR)              | 895         | 72         | 12.4        | 0          | 0          | ---         | 895         | 72        | 12.4        |
| 29)        | Meredith, Chi. (WR)           | 894         | 67         | 13.3        | 6          | 1          | 6.0         | 888         | 66        | 13.5        |
| 30)        | Stewart, Car. (RB)            | 884         | 226        | 3.9         | 824        | 218        | 3.8         | 60          | 8         | 7.5         |
| 31)        | Sproles, Phi. (RB)            | 865         | 146        | 5.9         | 438        | 94         | 4.7         | 427         | 52        | 8.2         |
| 32)        | Ginn, Car. (WR)               | 850         | 68         | 12.5        | 98         | 14         | 7.0         | 752         | 54        | 13.9        |
| <b>33)</b> | <b>Crowder, Was. (WR)</b>     | <b>845</b>  | <b>69</b>  | <b>12.2</b> | <b>-2</b>  | <b>2</b>   | <b>-1.0</b> | <b>847</b>  | <b>67</b> | <b>12.6</b> |
| 34t)       | Beasley, Dal. (WR)            | 840         | 76         | 11.1        | 7          | 1          | 7.0         | 833         | 75        | 11.1        |
| 34t)       | Rudolph, Min. (TE)            | 840         | 83         | 10.1        | 0          | 0          | ---         | 840         | 83        | 10.1        |
| 36)        | Jeffery, Chi. (WR)            | 821         | 52         | 15.8        | 0          | 0          | ---         | 821         | 52        | 15.8        |
| 37)        | Ertz, Phi. (TE)               | 816         | 78         | 10.5        | 0          | 0          | ---         | 816         | 78        | 10.5        |
| 38)        | Montgomery, G.B. (RB)         | 805         | 121        | 6.7         | 457        | 77         | 5.9         | 348         | 44        | 7.9         |
| 39)        | Matthews, Phi. (WR)           | 804         | 73         | 11.0        | 0          | 0          | ---         | 804         | 73        | 11.0        |
| 40)        | Bryant, Dal. (WR)             | 796         | 50         | 15.9        | 0          | 0          | ---         | 796         | 50        | 15.9        |
| 41t)       | Jennings, NY-G (RB)           | 794         | 216        | 3.7         | 593        | 181        | 3.3         | 201         | 35        | 5.7         |
| 41t)       | McKinnon, Min. (RB)           | 794         | 202        | 3.9         | 539        | 159        | 3.4         | 255         | 43        | 5.9         |
| <b>43)</b> | <b>*Kelley, Was. (RB)</b>     | <b>786</b>  | <b>180</b> | <b>4.4</b>  | <b>704</b> | <b>168</b> | <b>4.2</b>  | <b>82</b>   | <b>12</b> | <b>6.8</b>  |
| 44)        | Mathews, Phi. (RB)            | 776         | 168        | 4.6         | 661        | 155        | 4.3         | 115         | 13        | 8.8         |
| 45)        | Hightower, N.O. (RB)          | 748         | 155        | 4.8         | 548        | 133        | 4.1         | 200         | 22        | 9.1         |
| 46)        | Riddick, Det. (RB)            | 728         | 145        | 5.0         | 357        | 92         | 3.9         | 371         | 53        | 7.0         |
| 47)        | *Shepard, NY-G (WR)           | 714         | 68         | 10.5        | 31         | 3          | 10.3        | 683         | 65        | 10.5        |
| 48)        | Ebron, Det. (TE)              | 712         | 62         | 11.5        | 1          | 1          | 1.0         | 711         | 61        | 11.7        |
| 49)        | Lockett, Sea. (WR)            | 711         | 47         | 15.1        | 114        | 6          | 19.0        | 597         | 41        | 14.6        |
| <b>50)</b> | <b>C. Thompson, Was. (RB)</b> | <b>705</b>  | <b>117</b> | <b>6.0</b>  | <b>356</b> | <b>68</b>  | <b>5.2</b>  | <b>349</b>  | <b>49</b> | <b>7.1</b>  |

**WEEK 17 / THROUGH SUNDAY, JANUARY 1, 2017**

**NFC / LEADERS IN FIRST DOWNS**

| Rank        | Player, Team             | Rush     | Rec       | Tot       |
|-------------|--------------------------|----------|-----------|-----------|
| 1)          | D. Johnson, Ariz (RB)    | 72       | 42        | 114       |
| 2)          | *Elliott, Dal. (RB)      | 91       | 11        | 102       |
| 3)          | Freeman, Atl. (RB)       | 61       | 22        | 83        |
| 4)          | *Howard, Chi. (RB)       | 70       | 12        | 82        |
| 5)          | Evans, T.B. (WR)         | 0        | 81        | 81        |
| 6)          | Ingram, N.O. (RB)        | 49       | 18        | 67        |
| 7)          | Beckham, NY-G (WR)       | 0        | 65        | 65        |
| 8)          | J. Jones, Atl. (WR)      | 0        | 64        | 64        |
| 9)          | Gurley, L.A. (RB)        | 48       | 15        | 63        |
| 10t)        | Nelson, G.B. (WR)        | 0        | 62        | 62        |
| 10t)        | *Thomas, N.O. (WR)       | 0        | 62        | 62        |
| 12)         | Fitzgerald, Ariz (WR)    | 0        | 59        | 59        |
| 13)         | Hyde, S.F. (RB)          | 48       | 7         | 55        |
| 14)         | Olsen, Car. (TE)         | 0        | 54        | 54        |
| 15t)        | Baldwin, Sea. (WR)       | 0        | 52        | 52        |
| <b>15t)</b> | <b>Garcon, Was. (WR)</b> | <b>0</b> | <b>52</b> | <b>52</b> |
| 17t)        | Beasley, Dal. (WR)       | 0        | 51        | 51        |
| 17t)        | Snead, N.O. (WR)         | 0        | 51        | 51        |
| 19t)        | Benjamin, Car. (WR)      | 0        | 50        | 50        |
| 19t)        | Rudolph, Min. (TE)       | 0        | 50        | 50        |
| 21t)        | Diggs, Min. (WR)         | 1        | 47        | 48        |
| 21t)        | Stewart, Car. (RB)       | 47       | 1         | 48        |
| 23t)        | Britt, L.A. (WR)         | 0        | 47        | 47        |
| 23t)        | Tate, Det. (WR)          | 1        | 46        | 47        |
| 25)         | Cooks, N.O. (WR)         | 1        | 45        | 46        |
| 26t)        | Adams, G.B. (WR)         | 0        | 45        | 45        |
| 26t)        | Graham, Sea. (TE)        | 0        | 45        | 45        |
| 26t)        | Mathews, Phi. (RB)       | 38       | 7         | 45        |
| 26t)        | Thielen, Min. (WR)       | 1        | 44        | 45        |
| 30)         | Meredith, Chi. (WR)      | 0        | 44        | 44        |
| 31t)        | Hightower, N.O. (RB)     | 32       | 11        | 43        |
| 31t)        | *Shepard, NY-G (WR)      | 1        | 42        | 43        |
| 33)         | Ertz, Phi. (TE)          | 0        | 42        | 42        |
| 34t)        | Boldin, Det. (WR)        | 0        | 41        | 41        |
| 34t)        | Jeffery, Chi. (WR)       | 0        | 41        | 41        |
| 34t)        | M. Jones, Det. (WR)      | 0        | 41        | 41        |
| <b>34t)</b> | <b>Reed, Was. (TE)</b>   | <b>0</b> | <b>41</b> | <b>41</b> |
| 34t)        | Sproles, Phi. (RB)       | 22       | 19        | 41        |
| 39t)        | Brate, T.B. (TE)         | 0        | 40        | 40        |
| 39t)        | Cobb, G.B. (WR)          | 4        | 36        | 40        |
| 39t)        | Coleman, Atl. (RB)       | 24       | 16        | 40        |
| 42t)        | Montgomery, G.B. (RB)    | 20       | 19        | 39        |
| 42t)        | Riddick, Det. (RB)       | 19       | 20        | 39        |
| 44t)        | Bryant, Dal. (WR)        | 0        | 38        | 38        |
| 44t)        | Ebron, Det. (TE)         | 1        | 37        | 38        |
| 44t)        | Matthews, Phi. (WR)      | 0        | 38        | 38        |
| 47t)        | Jennings, NY-G (RB)      | 29       | 8         | 37        |
| 47t)        | McKinnon, Min. (RB)      | 21       | 16        | 37        |
| 49t)        | Asiata, Min. (RB)        | 27       | 9         | 36        |
| 49t)        | Michael, Sea.-G.B. (RB)  | 32       | 4         | 36        |



WEEK 17 / THROUGH SUNDAY, JANUARY 1, 2017

NFC / LEADING PUNTERS

| Rank | Player, Team     | No        | Yards       | Lg        | Avg         | TB       | Blk      | Dwn      | OB       | Opp Ret   | In         | Net            |
|------|------------------|-----------|-------------|-----------|-------------|----------|----------|----------|----------|-----------|------------|----------------|
| 1)   | Martin, Det.     | 62        | 3010        | 63        | 48.5        | 3        | 0        | 7        | 3        | 35        | 210        | 23 44.2        |
| 2)   | Morstead, N.O.   | 57        | 2751        | 66        | 48.3        | 5        | 0        | 8        | 8        | 29        | 237        | 22 42.4        |
| 3)   | Hekker, L.A.     | 98        | 4680        | 78        | 47.8        | 1        | 0        | 11       | 11       | 35        | 152        | 51 46.0        |
| 4)   | Bosher, Atl.     | 44        | 2060        | 68        | 46.8        | 1        | 0        | 5        | 1        | 21        | 209        | 21 41.6        |
| 5)   | Wing, NY-G       | 93        | 4297        | 63        | 46.2        | 8        | 0        | 20       | 12       | 37        | 330        | 28 40.9        |
| 6)   | Anger, T.B.      | 70        | 3215        | 59        | 45.9        | 5        | 0        | 9        | 3        | 24        | 128        | 37 42.7        |
| 7)   | C. Jones, Dal.   | 58        | 2661        | 66        | 45.9        | 4        | 1        | 5        | 10       | 22        | 192        | 25 40.5        |
| 8)   | D. Jones, Phi.   | 63        | 2888        | 72        | 45.8        | 6        | 0        | 11       | 6        | 25        | 202        | 21 40.7        |
| 9)   | <b>Way, Was.</b> | <b>49</b> | <b>2209</b> | <b>61</b> | <b>45.1</b> | <b>4</b> | <b>0</b> | <b>4</b> | <b>7</b> | <b>27</b> | <b>222</b> | <b>15 38.9</b> |
| 10)  | O'Donnell, Chi.  | 68        | 2994        | 67        | 44.0        | 5        | 0        | 5        | 5        | 22        | 282        | 24 38.4        |
| 11)  | Ryan, Sea.       | 71        | 3126        | 64        | 44.0        | 3        | 1        | 11       | 7        | 28        | 236        | 26 39.3        |
| 12)  | Pinion, S.F.     | 100       | 4402        | 65        | 44.0        | 4        | 0        | 11       | 4        | 40        | 345        | 28 39.8        |
| 13)  | Schum, G.B.      | 56        | 2420        | 65        | 43.2        | 4        | 0        | 7        | 11       | 16        | 151        | 19 39.1        |
| 14)  | Locke, Min.      | 74        | 3155        | 72        | 42.6        | 3        | 0        | 14       | 3        | 26        | 209        | 34 39.0        |

NFC / LEADING PUNTERS, NET AVERAGE

| Rank | Player, Team     | No        | Yards       | Lg        | Avg         | TB       | Blk      | Dwn      | OB       | Opp Ret   | In         | Net            |
|------|------------------|-----------|-------------|-----------|-------------|----------|----------|----------|----------|-----------|------------|----------------|
| 1)   | Hekker, L.A.     | 98        | 4680        | 78        | 47.8        | 1        | 0        | 11       | 11       | 35        | 152        | 51 46.0        |
| 2)   | Martin, Det.     | 62        | 3010        | 63        | 48.5        | 3        | 0        | 7        | 3        | 35        | 210        | 23 44.2        |
| 3)   | Anger, T.B.      | 70        | 3215        | 59        | 45.9        | 5        | 0        | 9        | 3        | 24        | 128        | 37 42.7        |
| 4)   | Morstead, N.O.   | 57        | 2751        | 66        | 48.3        | 5        | 0        | 8        | 8        | 29        | 237        | 22 42.4        |
| 5)   | Bosher, Atl.     | 44        | 2060        | 68        | 46.8        | 1        | 0        | 5        | 1        | 21        | 209        | 21 41.6        |
| 6)   | Wing, NY-G       | 93        | 4297        | 63        | 46.2        | 8        | 0        | 20       | 12       | 37        | 330        | 28 40.9        |
| 7)   | D. Jones, Phi.   | 63        | 2888        | 72        | 45.8        | 6        | 0        | 11       | 6        | 25        | 202        | 21 40.7        |
| 8)   | C. Jones, Dal.   | 58        | 2661        | 66        | 45.9        | 4        | 1        | 5        | 10       | 22        | 192        | 25 40.5        |
| 9)   | Pinion, S.F.     | 100       | 4402        | 65        | 44.0        | 4        | 0        | 11       | 4        | 40        | 345        | 28 39.8        |
| 10)  | Ryan, Sea.       | 71        | 3126        | 64        | 44.0        | 3        | 1        | 11       | 7        | 28        | 236        | 26 39.3        |
| 11)  | Schum, G.B.      | 56        | 2420        | 65        | 43.2        | 4        | 0        | 7        | 11       | 16        | 151        | 19 39.1        |
| 12)  | Locke, Min.      | 74        | 3155        | 72        | 42.6        | 3        | 0        | 14       | 3        | 26        | 209        | 34 39.0        |
| 13)  | <b>Way, Was.</b> | <b>49</b> | <b>2209</b> | <b>61</b> | <b>45.1</b> | <b>4</b> | <b>0</b> | <b>4</b> | <b>7</b> | <b>27</b> | <b>222</b> | <b>15 38.9</b> |
| 14)  | O'Donnell, Chi.  | 68        | 2994        | 67        | 44.0        | 5        | 0        | 5        | 5        | 22        | 282        | 24 38.4        |

WEEK 17 / THROUGH SUNDAY, JANUARY 1, 2017

NFC / PUNT RETURN LEADERS

| Rank      | Player, Team         | Ret       | FC        | Yards      | Avg         | Long       | TD       |
|-----------|----------------------|-----------|-----------|------------|-------------|------------|----------|
| 1)        | Sherels, Min.        | 21        | 17        | 292        | 13.9        | 79t        | 2        |
| 2)        | Roberts, Det.        | 20        | 16        | 246        | 12.3        | 85t        | 2        |
| <b>3)</b> | <b>Crowder, Was.</b> | <b>27</b> | <b>15</b> | <b>328</b> | <b>12.1</b> | <b>85t</b> | <b>1</b> |
| 4)        | Weems, Atl.          | 24        | 21        | 273        | 11.4        | 73         | 0        |
| 5)        | Humphries, T.B.      | 24        | 22        | 237        | 9.9         | 25         | 0        |
| 6)        | Lockett, Sea.        | 29        | 22        | 243        | 8.4         | 62         | 0        |
| 7)        | Austin, L.A.         | 44        | 16        | 364        | 8.3         | 47         | 0        |
| 8)        | Whitehead, Dal.      | 25        | 6         | 195        | 7.8         | 39         | 0        |
| 9)        | Kerley, S.F.         | 21        | 36        | 158        | 7.5         | 26         | 0        |
| 10)       | Ginn, Car.           | 29        | 24        | 202        | 7.0         | 19         | 0        |
| 11)       | Harris, NY-G         | 29        | 10        | 170        | 5.9         | 17         | 0        |

NFC / KICKOFF RETURN LEADERS

| Rank | Player, Team        | Ret | Yards | Avg  | Long | TD |
|------|---------------------|-----|-------|------|------|----|
| 1)   | Patterson, Min.     | 25  | 792   | 31.7 | 104t | 1  |
| 2)   | Cunningham, L.A.    | 22  | 599   | 27.2 | 61   | 0  |
| 3)   | Lockett, Sea.       | 23  | 606   | 26.3 | 46   | 0  |
| 4)   | Harris, NY-G        | 22  | 533   | 24.2 | 46   | 0  |
| 5)   | Thompson, Chi.      | 35  | 804   | 23.0 | 64   | 0  |
| 6)   | Roberts, Det.       | 33  | 747   | 22.6 | 42   | 0  |
| 7)   | Shepherd, Phi.-S.F. | 21  | 456   | 21.7 | 41   | 0  |

**WEEK 17 / THROUGH SUNDAY, JANUARY 1, 2017**

**NFC / LEADERS IN INTERCEPTIONS**

| Rank        | Player, Team            | Int      | Yards     | Avg         | Long      | TD       |
|-------------|-------------------------|----------|-----------|-------------|-----------|----------|
| 1)          | Rodgers-Cromartie, NY-G | 6        | 28        | 4.7         | 28        | 0        |
| 2t)         | Rhodes, Min.            | 5        | 133       | 26.6        | 100t      | 1        |
| 2t)         | Clinton-Dix, G.B.       | 5        | 75        | 15.0        | 27        | 0        |
| 2t)         | Collins, NY-G           | 5        | 72        | 14.4        | 44t       | 1        |
| 2t)         | Hicks, Phi.             | 5        | 41        | 8.2         | 34        | 0        |
| 6t)         | Cooper, Ariz            | 4        | 95        | 23.8        | 60t       | 1        |
| 6t)         | Coleman, Car.           | 4        | 57        | 14.3        | 37        | 1        |
| 6t)         | Grimes, T.B.            | 4        | 37        | 9.3         | 31t       | 1        |
| 6t)         | Sherman, Sea.           | 4        | 37        | 9.3         | 31        | 0        |
| 6t)         | Tandy, T.B.             | 4        | 28        | 7.0         | 28        | 0        |
| 11t)        | *D. Jones, Atl.         | 3        | 165       | 55.0        | 90t       | 2        |
| 11t)        | Jenkins, Phi.           | 3        | 98        | 32.7        | 64t       | 2        |
| 11t)        | Randall, G.B.           | 3        | 91        | 30.3        | 44        | 0        |
| <b>11t)</b> | <b>Norman, Was.</b>     | <b>3</b> | <b>38</b> | <b>12.7</b> | <b>35</b> | <b>0</b> |
| 11t)        | Davis, Car.             | 3        | 35        | 11.7        | 31        | 0        |
| <b>11t)</b> | <b>Breeland, Was.</b>   | <b>3</b> | <b>32</b> | <b>10.7</b> | <b>26</b> | <b>0</b> |
| 11t)        | Peterson, Ariz          | 3        | 27        | 9.0         | 25        | 0        |
| 11t)        | Jenkins, NY-G           | 3        | 26        | 8.7         | 23        | 0        |
| 11t)        | Swearinger, Ariz        | 3        | 13        | 4.3         | 12        | 0        |
| 11t)        | Hyde, G.B.              | 3        | 11        | 3.7         | 11        | 0        |
| 11t)        | McLeod, Phi.            | 3        | 5         | 1.7         | 5         | 0        |
| 11t)        | Waynes, Min.            | 3        | 4         | 1.3         | 4         | 0        |
| 23t)        | Conte, T.B.             | 2        | 73        | 36.5        | 53        | 1        |
| 23t)        | Bush, Det.              | 2        | 39        | 19.5        | 39t       | 1        |
| 23t)        | Collins, Atl.           | 2        | 37        | 18.5        | 37        | 0        |
| 23t)        | Byrd, N.O.              | 2        | 35        | 17.5        | 24        | 0        |
| 23t)        | Alford, Atl.            | 2        | 34        | 17.0        | 30t       | 1        |
| 23t)        | McDougald, T.B.         | 2        | 32        | 16.0        | 32        | 0        |
| 23t)        | Vaccaro, N.O.           | 2        | 30        | 15.0        | 30        | 0        |
| 23t)        | Boston, Car.            | 2        | 29        | 14.5        | 22        | 0        |
| 23t)        | McKelvin, Phi.          | 2        | 29        | 14.5        | 29t       | 1        |
| 23t)        | Porter, Chi.            | 2        | 28        | 14.0        | 25        | 0        |
| 23t)        | Hodges, S.F.            | 2        | 27        | 13.5        | 21        | 0        |
| 23t)        | *LeBlanc, Chi.          | 2        | 24        | 12.0        | 24t       | 1        |
| 23t)        | Slay, Det.              | 2        | 24        | 12.0        | 13        | 0        |
| 23t)        | Wilson, Det.            | 2        | 23        | 11.5        | 18        | 0        |
| 23t)        | *Bradberry, Car.        | 2        | 21        | 10.5        | 16        | 0        |
| 23t)        | Alexander, L.A.         | 2        | 19        | 9.5         | 19        | 0        |
| 23t)        | Burnett, G.B.           | 2        | 19        | 9.5         | 19        | 0        |
| 23t)        | Sendejo, Min.           | 2        | 18        | 9.0         | 16        | 0        |
| 23t)        | Ogletree, L.A.          | 2        | 15        | 7.5         | 8         | 0        |
| 23t)        | Church, Dal.            | 2        | 14        | 7.0         | 14        | 0        |
| 23t)        | Barron, L.A.            | 2        | 8         | 4.0         | 7         | 0        |
| 23t)        | Moore, N.O.             | 2        | 8         | 4.0         | 8         | 0        |
| 23t)        | Chancellor, Sea.        | 2        | 5         | 2.5         | 5         | 0        |
| 23t)        | Thomas, Sea.            | 2        | 5         | 2.5         | 5         | 0        |
| 23t)        | Allen, Atl.             | 2        | 3         | 1.5         | 3         | 0        |
| 23t)        | McDonald, L.A.          | 2        | 0         | 0.0         | 0         | 0        |
| 23t)        | Quin, Det.              | 2        | 0         | 0.0         | 0         | 0        |

**WEEK 17 / THROUGH SUNDAY, JANUARY 1, 2017**

**NFC / LEADERS IN SACKS**

| Rank        | Player, Team               | Sacks       |
|-------------|----------------------------|-------------|
| 1)          | Beasley, Atl. (LB)         | 15.5        |
| 2t)         | M. Golden, Ariz (LB)       | 12.5        |
| 2t)         | Hunter, Min. (DE)          | 12.5        |
| 4)          | Avril, Sea. (DE)           | 11.5        |
| 5t)         | Jones, Ariz (LB)           | 11.0        |
| <b>5t)</b>  | <b>Kerrigan, Was. (LB)</b> | <b>11.0</b> |
| 5t)         | Perry, G.B. (LB)           | 11.0        |
| 8)          | Clark, Sea. (DE)           | 10.0        |
| 9)          | Addison, Car. (DE)         | 9.5         |
| <b>10)</b>  | <b>Murphy, Was. (DE)</b>   | <b>9.0</b>  |
| 11)         | Vernon, NY-G (DE)          | 8.5         |
| 12t)        | Campbell, Ariz (DE)        | 8.0         |
| 12t)        | Donald, L.A. (DT)          | 8.0         |
| 12t)        | Griffen, Min. (DE)         | 8.0         |
| 12t)        | Hyder, Det. (DE)           | 8.0         |
| 16t)        | Jordan, N.O. (DE)          | 7.5         |
| 16t)        | Peppers, G.B. (LB)         | 7.5         |
| 16t)        | Robison, Min. (DE)         | 7.5         |
| 16t)        | Young, Chi. (LB)           | 7.5         |
| 20t)        | *Floyd, Chi. (LB)          | 7.0         |
| 20t)        | Hicks, Chi. (DE)           | 7.0         |
| 20t)        | McCoy, T.B. (DT)           | 7.0         |
| 20t)        | Pierre-Paul, NY-G (DE)     | 7.0         |
| 24t)        | Ayers, T.B. (DE)           | 6.5         |
| 24t)        | Cox, Phi. (DT)             | 6.5         |
| 24t)        | Fairley, N.O. (DT)         | 6.5         |
| 27t)        | Brooks, S.F. (LB)          | 6.0         |
| 27t)        | *Buckner, S.F. (DE)        | 6.0         |
| 27t)        | Mayowa, Dal. (DE)          | 6.0         |
| 27t)        | Short, Car. (DT)           | 6.0         |
| 31t)        | Graham, Phi. (DE)          | 5.5         |
| 31t)        | *N. Spence, T.B. (DE)      | 5.5         |
| 33t)        | Barwin, Phi. (DE)          | 5.0         |
| 33t)        | Bennett, Sea. (DE)         | 5.0         |
| 33t)        | *M. Collins, Dal. (DT)     | 5.0         |
| 33t)        | David, T.B. (LB)           | 5.0         |
| 33t)        | Ealy, Car. (DE)            | 5.0         |
| 33t)        | Hayes, L.A. (DE)           | 5.0         |
| 33t)        | Matthews, G.B. (LB)        | 5.0         |
| 40t)        | Clayborn, Atl. (DE)        | 4.5         |
| 40t)        | T. Crawford, Dal. (DE)     | 4.5         |
| <b>40t)</b> | <b>P. Smith, Was. (LB)</b> | <b>4.5</b>  |
| 40t)        | Taylor, Det. (DE)          | 4.5         |
| 40t)        | Wagner, Sea. (LB)          | 4.5         |
| 45t)        | Collins, NY-G (DB)         | 4.0         |
| 45t)        | Daniels, G.B. (DE)         | 4.0         |
| 45t)        | Ellerbe, N.O. (LB)         | 4.0         |
| 45t)        | Irving, Dal. (DE)          | 4.0         |
| 45t)        | C. Johnson, Car. (DE)      | 4.0         |
| 45t)        | Joseph, Min. (DT)          | 4.0         |
| 45t)        | Lotulelei, Car. (DT)       | 4.0         |
| 45t)        | McPhee, Chi. (LB)          | 4.0         |
| 45t)        | Quinn, L.A. (DE)           | 4.0         |
| 45t)        | *Rankins, N.O. (DT)        | 4.0         |
| 45t)        | Wright, Sea. (LB)          | 4.0         |

**WEEK 17 / THROUGH SUNDAY, JANUARY 1, 2017**

**NFC / FUMBLE RECOVERIES**

| Rank      | Player, Team         | TotRec   | OffRec   | DefRec   |
|-----------|----------------------|----------|----------|----------|
| 1)        | *Wentz, Phi.         | 7        | 7        | 0        |
| 2)        | Palmer, Ariz         | 6        | 6        | 0        |
| <b>3)</b> | <b>Cousins, Was.</b> | <b>5</b> | <b>5</b> | <b>0</b> |
| 4t)       | *Howard, Chi.        | 4        | 4        | 0        |
| 4t)       | Wilson, Sea.         | 4        | 4        | 0        |
| 6t)       | Bradford, Min.       | 3        | 3        | 0        |
| 6t)       | Campbell, Ariz       | 3        | 0        | 3        |
| 6t)       | *Elliott, Dal.       | 3        | 3        | 0        |
| 6t)       | *Garnett, S.F.       | 3        | 3        | 0        |
| 6t)       | Griffen, Min.        | 3        | 0        | 3        |
| 6t)       | Kaepernick, S.F.     | 3        | 3        | 0        |
| 6t)       | Keenum, L.A.         | 3        | 3        | 0        |
| 6t)       | Keo, Den.-N.O.       | 3        | 1        | 2        |
| 6t)       | *Prescott, Dal.      | 3        | 3        | 0        |
| 6t)       | Sproles, Phi.        | 3        | 3        | 0        |
| 6t)       | *Thomas, N.O.        | 3        | 3        | 0        |
| 6t)       | Watford, Ariz        | 3        | 3        | 0        |
| 6t)       | Winston, T.B.        | 3        | 3        | 0        |

**NFC / OFFENSIVE FUMBLE RECOVERIES**

| Rank      | Player, Team         | Ret      | Yards    | Avg        | Long     | TD       |
|-----------|----------------------|----------|----------|------------|----------|----------|
| 1)        | *Wentz, Phi.         | 7        | 0        | 0.0        | 0        | 0        |
| 2)        | Palmer, Ariz         | 6        | 0        | 0.0        | 0        | 0        |
| <b>3)</b> | <b>Cousins, Was.</b> | <b>5</b> | <b>0</b> | <b>0.0</b> | <b>0</b> | <b>0</b> |
| 4t)       | *Howard, Chi.        | 4        | 0        | 0.0        | 0        | 0        |
| 4t)       | Wilson, Sea.         | 4        | 0        | 0.0        | 0        | 0        |
| 6t)       | *Thomas, N.O.        | 3        | 10       | 3.3        | 10       | 0        |
| 6t)       | Bradford, Min.       | 3        | 0        | 0.0        | 0        | 0        |
| 6t)       | *Elliott, Dal.       | 3        | 0        | 0.0        | 0        | 0        |
| 6t)       | *Garnett, S.F.       | 3        | 0        | 0.0        | 0        | 0        |
| 6t)       | Kaepernick, S.F.     | 3        | 0        | 0.0        | 0        | 0        |
| 6t)       | Keenum, L.A.         | 3        | 0        | 0.0        | 0        | 0        |
| 6t)       | *Prescott, Dal.      | 3        | 0        | 0.0        | 0        | 0        |
| 6t)       | Sproles, Phi.        | 3        | 0        | 0.0        | 0        | 0        |
| 6t)       | Watford, Ariz        | 3        | 0        | 0.0        | 0        | 0        |
| 6t)       | Winston, T.B.        | 3        | 0        | 0.0        | 0        | 0        |

**NFC / DEFENSIVE FUMBLE RECOVERIES**

| Rank       | Player, Team         | Ret      | Yards    | Avg        | Long     | TD       |
|------------|----------------------|----------|----------|------------|----------|----------|
| 1t)        | Campbell, Ariz       | 3        | 53       | 17.7       | 53t      | 1        |
| 1t)        | Griffen, Min.        | 3        | 20       | 6.7        | 20t      | 1        |
| 3t)        | David, T.B.          | 2        | 53       | 26.5       | 53       | 0        |
| 3t)        | Davis, Car.          | 2        | 46       | 23.0       | 46t      | 1        |
| 3t)        | *Poole, Atl.         | 2        | 10       | 5.0        | 10       | 0        |
| 3t)        | Thompson, Car.       | 2        | 9        | 4.5        | 9t       | 1        |
| 3t)        | Robertson, N.O.      | 2        | 5        | 2.5        | 5        | 0        |
| 3t)        | Sendejo, Min.        | 2        | 5        | 2.5        | 3        | 0        |
| 3t)        | Horton, Car.         | 2        | 4        | 2.0        | 4        | 0        |
| 3t)        | *Clark, G.B.         | 2        | 2        | 1.0        | 2        | 0        |
| 3t)        | Kruger, N.O.         | 2        | 1        | 0.5        | 1        | 0        |
| 3t)        | *Buckner, S.F.       | 2        | 0        | 0.0        | 0        | 0        |
| <b>3t)</b> | <b>Compton, Was.</b> | <b>2</b> | <b>0</b> | <b>0.0</b> | <b>0</b> | <b>0</b> |
| 3t)        | T. Crawford, Dal.    | 2        | 0        | 0.0        | 0        | 0        |
| 3t)        | Jefferson, Ariz      | 2        | 0        | 0.0        | 0        | 0        |
| 3t)        | Jones, Ariz          | 2        | 0        | 0.0        | 0        | 0        |
| 3t)        | Keo, Den.-N.O.       | 2        | 0        | 0.0        | 0        | 0        |
| 3t)        | McCoy, T.B.          | 2        | 0        | 0.0        | 0        | 0        |
| 3t)        | Stupar, N.O.         | 2        | 0        | 0.0        | 0        | 0        |
| 3t)        | Wilber, Dal.         | 2        | 0        | 0.0        | 0        | 0        |
| 3t)        | Worrilow, Atl.       | 2        | 0        | 0.0        | 0        | 0        |

**WEEK 17 / THROUGH SUNDAY, JANUARY 1, 2017**

**NFL / LEADING PASSERS**

| Player, Team         | Att        | Comp       | Pct         |             | Avg         |           | Pct        |            |           | Pct Rating |             |
|----------------------|------------|------------|-------------|-------------|-------------|-----------|------------|------------|-----------|------------|-------------|
|                      |            |            | Comp        | Yds         | Gain        | TD        | TD         | Long       | Int       | Int        | Points      |
| Ryan, Atl.           | 534        | 373        | 69.9        | 4944        | 9.26        | 38        | 7.1        | 76t        | 7         | 1.3        | 117.1       |
| Brady, N.E.          | 432        | 291        | 67.4        | 3554        | 8.23        | 28        | 6.5        | 79t        | 2         | 0.5        | 112.2       |
| *Prescott, Dal.      | 459        | 311        | 67.8        | 3667        | 7.99        | 23        | 5.0        | 83t        | 4         | 0.9        | 104.9       |
| A. Rodgers, G.B.     | 610        | 401        | 65.7        | 4428        | 7.26        | 40        | 6.6        | 66t        | 7         | 1.1        | 104.2       |
| Brees, N.O.          | 673        | 471        | 70.0        | 5208        | 7.74        | 37        | 5.5        | 98t        | 15        | 2.2        | 101.7       |
| Bradford, Min.       | 552        | 395        | 71.6        | 3877        | 7.02        | 20        | 3.6        | 71t        | 5         | 0.9        | 99.3        |
| <b>Cousins, Was.</b> | <b>606</b> | <b>406</b> | <b>67.0</b> | <b>4917</b> | <b>8.11</b> | <b>25</b> | <b>4.1</b> | <b>80t</b> | <b>12</b> | <b>2.0</b> | <b>97.2</b> |
| Carr, Oak.           | 560        | 357        | 63.7        | 3937        | 7.03        | 28        | 5.0        | 75t        | 6         | 1.1        | 96.7        |
| Luck, Ind.           | 545        | 346        | 63.5        | 4240        | 7.78        | 31        | 5.7        | 64t        | 13        | 2.4        | 96.4        |
| Mariota, Ten.        | 451        | 276        | 61.2        | 3426        | 7.60        | 26        | 5.8        | 60         | 9         | 2.0        | 95.6        |
| Roethlisberger, Pit. | 509        | 328        | 64.4        | 3819        | 7.50        | 29        | 5.7        | 72t        | 13        | 2.6        | 95.4        |
| Tannehill, Mia.      | 389        | 261        | 67.1        | 2995        | 7.70        | 19        | 4.9        | 74t        | 12        | 3.1        | 93.5        |
| Stafford, Det.       | 594        | 388        | 65.3        | 4327        | 7.28        | 24        | 4.0        | 73t        | 10        | 1.7        | 93.3        |
| Wilson, Sea.         | 546        | 353        | 64.7        | 4219        | 7.73        | 21        | 3.8        | 59         | 11        | 2.0        | 92.6        |
| Dalton, Cin.         | 563        | 364        | 64.7        | 4206        | 7.47        | 18        | 3.2        | 86t        | 8         | 1.4        | 91.8        |
| A. Smith, K.C.       | 489        | 328        | 67.1        | 3502        | 7.16        | 15        | 3.1        | 80t        | 8         | 1.6        | 91.2        |
| Kaepernick, S.F.     | 331        | 196        | 59.2        | 2241        | 6.77        | 16        | 4.8        | 65t        | 4         | 1.2        | 90.7        |
| Taylor, Buf.         | 436        | 269        | 61.7        | 3023        | 6.93        | 17        | 3.9        | 84t        | 6         | 1.4        | 89.7        |
| Rivers, S.D.         | 578        | 349        | 60.4        | 4386        | 7.59        | 33        | 5.7        | 59         | 21        | 3.6        | 87.9        |
| Palmer, Ariz         | 597        | 364        | 61.0        | 4233        | 7.09        | 26        | 4.4        | 80t        | 14        | 2.3        | 87.2        |
| Winston, T.B.        | 567        | 345        | 60.8        | 4090        | 7.21        | 28        | 4.9        | 45t        | 18        | 3.2        | 86.1        |
| Manning, NY-G        | 598        | 377        | 63.0        | 4027        | 6.73        | 26        | 4.3        | 75t        | 16        | 2.7        | 86.0        |
| Siemian, Den.        | 486        | 289        | 59.5        | 3401        | 7.00        | 18        | 3.7        | 76t        | 10        | 2.1        | 84.6        |
| Flacco, Bal.         | 672        | 436        | 64.9        | 4317        | 6.42        | 20        | 3.0        | 95t        | 15        | 2.2        | 83.5        |
| *Wentz, Phi.         | 607        | 379        | 62.4        | 3782        | 6.23        | 16        | 2.6        | 73t        | 14        | 2.3        | 79.3        |
| Bortles, Jac.        | 625        | 368        | 58.9        | 3905        | 6.25        | 23        | 3.7        | 51t        | 16        | 2.6        | 78.8        |
| Keenum, L.A.         | 322        | 196        | 60.9        | 2201        | 6.84        | 9         | 2.8        | 65t        | 11        | 3.4        | 76.4        |
| Newton, Car.         | 510        | 270        | 52.9        | 3509        | 6.88        | 19        | 3.7        | 88t        | 14        | 2.7        | 75.8        |
| Oswieiler, Hou.      | 510        | 301        | 59.0        | 2957        | 5.80        | 15        | 2.9        | 53         | 16        | 3.1        | 72.2        |
| Fitzpatrick, NY-J    | 403        | 228        | 56.6        | 2710        | 6.72        | 12        | 3.0        | 57         | 17        | 4.2        | 69.6        |

**NFL / LEADING PASSERS, RANKS**

| Player, Team         | Att      | Comp     | Pct      |          | Avg      |           | Pct       |      |            | Pct Rating |          |
|----------------------|----------|----------|----------|----------|----------|-----------|-----------|------|------------|------------|----------|
|                      |          |          | Comp     | Yds      | Gain     | TD        | TD        | Long | Int        | Int        | Points   |
| Ryan, Atl.           | 17       | 9        | 3        | 2        | 1        | 2         | 1         |      | 7t         | 7          | 1        |
| Brady, N.E.          | 26       | 22       | 5        | 20       | 2        | 7t        | 3         |      | 1          | 1          | 2        |
| *Prescott, Dal.      | 23       | 20       | 4        | 19       | 4        | 15t       | 9         |      | 2t         | 2          | 3        |
| A. Rodgers, G.B.     | 4        | 4        | 9        | 4        | 14       | 1         | 2         |      | 7t         | 5          | 4        |
| Brees, N.O.          | 1        | 1        | 2        | 1        | 6        | 3         | 8         |      | 23t        | 16         | 5        |
| Bradford, Min.       | 14       | 5        | 1        | 16       | 19       | 18t       | 23        |      | 4          | 3          | 6        |
| <b>Cousins, Was.</b> | <b>6</b> | <b>3</b> | <b>8</b> | <b>3</b> | <b>3</b> | <b>13</b> | <b>16</b> |      | <b>16t</b> | <b>12</b>  | <b>7</b> |
| Carr, Oak.           | 13       | 13       | 15       | 14       | 18       | 7t        | 10        |      | 5t         | 4          | 8        |
| Luck, Ind.           | 16       | 16       | 16       | 8        | 5        | 5         | 7         |      | 18t        | 20         | 9        |
| Mariota, Ten.        | 24       | 24       | 20       | 23       | 9        | 10t       | 4         |      | 11         | 13         | 10       |
| Roethlisberger, Pit. | 20       | 18t      | 14       | 17       | 11       | 6         | 6         |      | 18t        | 21         | 11       |
| Tannehill, Mia.      | 28       | 27       | 6        | 26       | 8        | 20t       | 12        |      | 16t        | 25         | 12       |
| Stafford, Det.       | 9        | 6        | 10       | 6        | 13       | 14        | 17        |      | 12t        | 11         | 13       |
| Wilson, Sea.         | 15       | 14       | 13       | 10       | 7        | 17        | 19        |      | 14t        | 14         | 14       |
| Dalton, Cin.         | 12       | 11t      | 12       | 11       | 12       | 22t       | 24        |      | 9t         | 9          | 15       |
| A. Smith, K.C.       | 21       | 18t      | 7        | 22       | 16       | 27t       | 25        |      | 9t         | 10         | 16       |
| Kaepernick, S.F.     | 29       | 29t      | 26       | 29       | 24       | 25t       | 13        |      | 2t         | 6          | 17       |
| Taylor, Buf.         | 25       | 26       | 19       | 25       | 21       | 24        | 18        |      | 5t         | 8          | 18       |
| Rivers, S.D.         | 10       | 15       | 24       | 5        | 10       | 4         | 5         |      | 30         | 29         | 19       |
| Palmer, Ariz         | 8        | 11t      | 21       | 9        | 17       | 10t       | 14        |      | 20t        | 19         | 20       |
| Winston, T.B.        | 11       | 17       | 23       | 12       | 15       | 7t        | 11        |      | 29         | 27         | 21       |
| Manning, NY-G        | 7        | 8        | 17       | 13       | 25       | 10t       | 15        |      | 25t        | 23         | 22       |
| Siemian, Den.        | 22       | 23       | 25       | 24       | 20       | 22t       | 21        |      | 12t        | 15         | 23       |
| Flacco, Bal.         | 2        | 2        | 11       | 7        | 27       | 18t       | 27        |      | 23t        | 17         | 24       |
| *Wentz, Phi.         | 5        | 7        | 18       | 18       | 29       | 25t       | 30        |      | 20t        | 18         | 25       |
| Bortles, Jac.        | 3        | 10       | 28       | 15       | 28       | 15t       | 22        |      | 25t        | 22         | 26       |
| Keenum, L.A.         | 30       | 29t      | 22       | 30       | 23       | 30        | 29        |      | 14t        | 28         | 27       |
| Newton, Car.         | 18t      | 25       | 30       | 21       | 22       | 20t       | 20        |      | 20t        | 24         | 28       |
| Oswieiler, Hou.      | 18t      | 21       | 27       | 27       | 30       | 27t       | 28        |      | 25t        | 26         | 29       |
| Fitzpatrick, NY-J    | 27       | 28       | 29       | 28       | 26       | 29        | 26        |      | 28         | 30         | 30       |

**WEEK 17 / THROUGH SUNDAY, JANUARY 1, 2017**

**NFL / FOURTH-QUARTER PASSING LEADERS**

| Rank       | Player, Team         | Att        | Comp       | Comp%       | Yards       | YPA         | TD       | TD%        | Int      | Int%       | Rating      |
|------------|----------------------|------------|------------|-------------|-------------|-------------|----------|------------|----------|------------|-------------|
| 1)         | A. Rodgers, G.B.     | 135        | 88         | 65.2        | 1118        | 8.28        | 12       | 8.9        | 2        | 1.5        | 114.4       |
| 2)         | Roethlisberger, Pit. | 138        | 96         | 69.6        | 1182        | 8.57        | 10       | 7.2        | 2        | 1.4        | 113.9       |
| 3)         | Brady, N.E.          | 84         | 56         | 66.7        | 799         | 9.51        | 4        | 4.8        | 0        | 0.0        | 113.1       |
| 4)         | Carr, Oak.           | 130        | 78         | 60.0        | 1083        | 8.33        | 10       | 7.7        | 1        | 0.8        | 109.2       |
| 5)         | Luck, Ind.           | 159        | 102        | 64.2        | 1300        | 8.18        | 11       | 6.9        | 2        | 1.3        | 107.4       |
| 6)         | *Prescott, Dal.      | 111        | 74         | 66.7        | 819         | 7.38        | 6        | 5.4        | 0        | 0.0        | 106.4       |
| 7)         | Bradford, Min.       | 169        | 129        | 76.3        | 1125        | 6.66        | 7        | 4.1        | 2        | 1.2        | 102.3       |
| 8)         | Siemian, Den.        | 128        | 76         | 59.4        | 1114        | 8.70        | 9        | 7.0        | 3        | 2.3        | 101.5       |
| 9)         | Wilson, Sea.         | 156        | 101        | 64.7        | 1238        | 7.94        | 9        | 5.8        | 3        | 1.9        | 100.3       |
| 10)        | Hoyer, Chi.          | 70         | 48         | 68.6        | 509         | 7.27        | 2        | 2.9        | 0        | 0.0        | 99.0        |
| 11)        | Brees, N.O.          | 209        | 145        | 69.4        | 1550        | 7.42        | 14       | 6.7        | 8        | 3.8        | 97.2        |
| 12)        | Ryan, Atl.           | 99         | 58         | 58.6        | 835         | 8.43        | 7        | 7.1        | 3        | 3.0        | 97.0        |
| <b>13)</b> | <b>Cousins, Was.</b> | <b>160</b> | <b>104</b> | <b>65.0</b> | <b>1286</b> | <b>8.04</b> | <b>8</b> | <b>5.0</b> | <b>5</b> | <b>3.1</b> | <b>93.4</b> |
| 14)        | A. Smith, K.C.       | 125        | 86         | 68.8        | 810         | 6.48        | 5        | 4.0        | 2        | 1.6        | 93.1        |
| 15)        | Tannehill, Mia.      | 102        | 65         | 63.7        | 749         | 7.34        | 7        | 6.9        | 4        | 3.9        | 92.3        |
| 16)        | Palmer, Ariz         | 175        | 110        | 62.9        | 1227        | 7.01        | 11       | 6.3        | 7        | 4.0        | 88.0        |
| 17)        | Mariota, Ten.        | 132        | 79         | 59.8        | 855         | 6.48        | 7        | 5.3        | 3        | 2.3        | 87.2        |
| 18)        | Taylor, Buf.         | 103        | 59         | 57.3        | 733         | 7.12        | 6        | 5.8        | 3        | 2.9        | 86.8        |
| 19)        | Stafford, Det.       | 160        | 101        | 63.1        | 1245        | 7.78        | 7        | 4.4        | 6        | 3.8        | 86.1        |
| 20)        | Osweller, Hou.       | 145        | 89         | 61.4        | 839         | 5.79        | 5        | 3.4        | 2        | 1.4        | 83.1        |
| 21)        | Bortles, Jac.        | 202        | 117        | 57.9        | 1280        | 6.34        | 10       | 5.0        | 5        | 2.5        | 82.9        |
| 22)        | Kaepernick, S.F.     | 116        | 64         | 55.2        | 624         | 5.38        | 4        | 3.4        | 0        | 0.0        | 82.0        |
| 23)        | *Goff, L.A.          | 52         | 31         | 59.6        | 290         | 5.58        | 2        | 3.8        | 1        | 1.9        | 79.8        |
| 24)        | Dalton, Cin.         | 147        | 90         | 61.2        | 984         | 6.69        | 4        | 2.7        | 4        | 2.7        | 78.7        |
| 25)        | Winston, T.B.        | 151        | 86         | 57.0        | 953         | 6.31        | 7        | 4.6        | 5        | 3.3        | 77.5        |
| 26)        | Flacco, Bal.         | 169        | 103        | 60.9        | 1060        | 6.27        | 4        | 2.4        | 4        | 2.4        | 77.0        |
| 27)        | Newton, Car.         | 123        | 68         | 55.3        | 886         | 7.20        | 4        | 3.3        | 4        | 3.3        | 75.5        |
| 28)        | *Kessler, Cle.       | 52         | 30         | 57.7        | 331         | 6.37        | 1        | 1.9        | 1        | 1.9        | 75.1        |
| 29)        | Barkley, Chi.        | 102        | 60         | 58.8        | 629         | 6.17        | 4        | 3.9        | 4        | 3.9        | 73.5        |
| 30)        | Manning, NY-G        | 166        | 100        | 60.2        | 1153        | 6.95        | 7        | 4.2        | 9        | 5.4        | 72.7        |
| 31)        | *Wentz, Phi.         | 185        | 109        | 58.9        | 1023        | 5.53        | 1        | 0.5        | 3        | 1.6        | 69.3        |
| 32)        | McCown, Cle.         | 75         | 41         | 54.7        | 457         | 6.09        | 3        | 4.0        | 4        | 5.3        | 64.1        |
| 33)        | Rivers, S.D.         | 162        | 90         | 55.6        | 1079        | 6.66        | 5        | 3.1        | 9        | 5.6        | 63.3        |
| 34)        | Keenum, L.A.         | 107        | 57         | 53.3        | 579         | 5.41        | 4        | 3.7        | 5        | 4.7        | 62.0        |
| 35)        | Petty, NY-J          | 43         | 23         | 53.5        | 241         | 5.60        | 1        | 2.3        | 2        | 4.7        | 58.4        |
| 36)        | Gabbert, S.F.        | 57         | 30         | 52.6        | 351         | 6.16        | 2        | 3.5        | 4        | 7.0        | 54.1        |
| 37)        | Fitzpatrick, NY-J    | 109        | 56         | 51.4        | 705         | 6.47        | 2        | 1.8        | 10       | 9.2        | 39.7        |

**NFL / THIRD-DOWN PASSING LEADERS**

| Rank      | Player, Team         | Att        | Comp      | Comp%       | Yards       | YPA         | TD       | TD%        | Int      | Int%       | Rating      |
|-----------|----------------------|------------|-----------|-------------|-------------|-------------|----------|------------|----------|------------|-------------|
| 1)        | Brady, N.E.          | 123        | 82        | 66.7        | 1289        | 10.48       | 11       | 8.9        | 1        | 0.8        | 127.7       |
| 2)        | A. Rodgers, G.B.     | 153        | 101       | 66.0        | 1391        | 9.09        | 16       | 10.5       | 5        | 3.3        | 116.2       |
| 3)        | Ryan, Atl.           | 125        | 89        | 71.2        | 965         | 7.72        | 7        | 5.6        | 0        | 0.0        | 112.3       |
| 4)        | Roethlisberger, Pit. | 133        | 78        | 58.6        | 1141        | 8.58        | 11       | 8.3        | 2        | 1.5        | 108.0       |
| 5)        | Brees, N.O.          | 163        | 110       | 67.5        | 1321        | 8.10        | 14       | 8.6        | 5        | 3.1        | 107.9       |
| 6)        | Mariota, Ten.        | 142        | 87        | 61.3        | 1218        | 8.58        | 11       | 7.7        | 3        | 2.1        | 105.9       |
| <b>7)</b> | <b>Cousins, Was.</b> | <b>154</b> | <b>94</b> | <b>61.0</b> | <b>1309</b> | <b>8.50</b> | <b>9</b> | <b>5.8</b> | <b>4</b> | <b>2.6</b> | <b>97.0</b> |
| 8)        | *Prescott, Dal.      | 126        | 82        | 65.1        | 979         | 7.77        | 6        | 4.8        | 3        | 2.4        | 94.6        |
| 9)        | Siemian, Den.        | 132        | 76        | 57.6        | 993         | 7.52        | 9        | 6.8        | 4        | 3.0        | 91.5        |
| 10)       | Carr, Oak.           | 155        | 88        | 56.8        | 1075        | 6.94        | 7        | 4.5        | 1        | 0.6        | 90.7        |
| 11)       | Dalton, Cin.         | 158        | 93        | 58.9        | 1126        | 7.13        | 7        | 4.4        | 2        | 1.3        | 90.3        |
| 12)       | Flacco, Bal.         | 180        | 111       | 61.7        | 1272        | 7.07        | 6        | 3.3        | 2        | 1.1        | 89.4        |
| 13)       | Keenum, L.A.         | 92         | 54        | 58.7        | 625         | 6.79        | 5        | 5.4        | 2        | 2.2        | 88.4        |
| 14)       | Taylor, Buf.         | 118        | 66        | 55.9        | 828         | 7.02        | 6        | 5.1        | 2        | 1.7        | 87.8        |
| 15)       | Tannehill, Mia.      | 118        | 69        | 58.5        | 883         | 7.48        | 7        | 5.9        | 4        | 3.4        | 87.6        |
| 16)       | Bradford, Min.       | 152        | 102       | 67.1        | 892         | 5.87        | 6        | 3.9        | 3        | 2.0        | 87.4        |
| 17)       | Kaepernick, S.F.     | 90         | 47        | 52.2        | 573         | 6.37        | 4        | 4.4        | 0        | 0.0        | 86.9        |
| 18)       | Wilson, Sea.         | 148        | 83        | 56.1        | 1092        | 7.38        | 6        | 4.1        | 3        | 2.0        | 84.6        |
| 19)       | Palmer, Ariz         | 155        | 95        | 61.3        | 1005        | 6.48        | 9        | 5.8        | 6        | 3.9        | 83.4        |
| 20)       | Winston, T.B.        | 161        | 96        | 59.6        | 1210        | 7.52        | 7        | 4.3        | 6        | 3.7        | 82.1        |
| 21)       | Rivers, S.D.         | 152        | 92        | 60.5        | 973         | 6.40        | 7        | 4.6        | 5        | 3.3        | 80.8        |
| 22)       | Stafford, Det.       | 151        | 94        | 62.3        | 1237        | 8.19        | 4        | 2.6        | 6        | 4.0        | 80.4        |
| 23)       | Luck, Ind.           | 126        | 72        | 57.1        | 829         | 6.58        | 6        | 4.8        | 4        | 3.2        | 79.8        |
| 24)       | Newton, Car.         | 150        | 74        | 49.3        | 1102        | 7.35        | 7        | 4.7        | 4        | 2.7        | 78.3        |
| 25)       | Manning, NY-G        | 168        | 91        | 54.2        | 1022        | 6.08        | 8        | 4.8        | 6        | 3.6        | 73.6        |
| 26)       | Osweller, Hou.       | 142        | 86        | 60.6        | 866         | 6.10        | 3        | 2.1        | 4        | 2.8        | 73.3        |
| 27)       | A. Smith, K.C.       | 130        | 78        | 60.0        | 777         | 5.98        | 2        | 1.5        | 3        | 2.3        | 72.5        |
| 28)       | *Wentz, Phi.         | 156        | 87        | 55.8        | 951         | 6.10        | 3        | 1.9        | 5        | 3.2        | 67.0        |
| 29)       | Bortles, Jac.        | 176        | 96        | 54.5        | 939         | 5.34        | 6        | 3.4        | 10       | 5.7        | 57.5        |
| 30)       | Fitzpatrick, NY-J    | 111        | 57        | 51.4        | 614         | 5.53        | 1        | 0.9        | 4        | 3.6        | 55.9        |

**WEEK 17 / THROUGH SUNDAY, JANUARY 1, 2017****NFL / LEADING RUSHERS**

| Rank       | Player, Team          | Att        | Yards      | Avg        | Long      | TD       |
|------------|-----------------------|------------|------------|------------|-----------|----------|
| 1)         | *Elliott, Dal.        | 322        | 1631       | 5.1        | 60t       | 15       |
| 2)         | *Howard, Chi.         | 252        | 1313       | 5.2        | 69        | 6        |
| 3)         | Murray, Ten.          | 293        | 1287       | 4.4        | 75t       | 9        |
| 4)         | Ajayi, Mia.           | 260        | 1272       | 4.9        | 62t       | 8        |
| 5)         | Bell, Pit.            | 261        | 1268       | 4.9        | 44        | 7        |
| 6)         | McCoy, Buf.           | 234        | 1267       | 5.4        | 75t       | 13       |
| 7)         | D. Johnson, Ariz      | 293        | 1239       | 4.2        | 58t       | 16       |
| 8)         | Blount, N.E.          | 299        | 1161       | 3.9        | 44        | 18       |
| 9)         | Freeman, Atl.         | 227        | 1079       | 4.8        | 75t       | 11       |
| 10)        | L. Miller, Hou.       | 268        | 1073       | 4.0        | 45        | 5        |
| 11)        | Ingram, N.O.          | 205        | 1043       | 5.1        | 75t       | 6        |
| 12)        | Gore, Ind.            | 263        | 1025       | 3.9        | 22        | 4        |
| 13)        | Gordon, S.D.          | 254        | 997        | 3.9        | 48        | 10       |
| 14)        | Hyde, S.F.            | 217        | 988        | 4.6        | 47        | 6        |
| 15)        | Crowell, Cle.         | 198        | 952        | 4.8        | 85t       | 7        |
| 16)        | Ware, K.C.            | 214        | 921        | 4.3        | 46        | 3        |
| 17)        | Gurley, L.A.          | 278        | 885        | 3.2        | 24t       | 6        |
| 18)        | Hill, Cin.            | 222        | 839        | 3.8        | 74t       | 9        |
| 19)        | Stewart, Car.         | 218        | 824        | 3.8        | 47        | 9        |
| 20)        | Forte, NY-J           | 218        | 813        | 3.7        | 32        | 7        |
| 21)        | Murray, Oak.          | 195        | 788        | 4.0        | 42        | 12       |
| 22)        | West, Bal.            | 193        | 774        | 4.0        | 41        | 5        |
| 23)        | Powell, NY-J          | 131        | 722        | 5.5        | 35t       | 3        |
| <b>24)</b> | <b>*Kelley, Was.</b>  | <b>168</b> | <b>704</b> | <b>4.2</b> | <b>66</b> | <b>6</b> |
| 25)        | Mathews, Phi.         | 155        | 661        | 4.3        | 30        | 8        |
| 26)        | *Booker, Den.         | 174        | 612        | 3.5        | 18        | 4        |
| 27)        | Jennings, NY-G        | 181        | 593        | 3.3        | 25        | 3        |
| 28)        | Michael, Sea.-G.B.    | 148        | 583        | 3.9        | 42t       | 7        |
| 29)        | Taylor, Buf. (QB)     | 95         | 580        | 6.1        | 49        | 6        |
| 30)        | Gillislee, Buf.       | 101        | 577        | 5.7        | 44t       | 8        |
| 31)        | Rodgers, T.B.         | 129        | 560        | 4.3        | 45        | 2        |
| 32)        | Hightower, N.O.       | 133        | 548        | 4.1        | 30        | 4        |
| 33)        | McKinnon, Min.        | 159        | 539        | 3.4        | 36        | 2        |
| 34)        | Coleman, Atl.         | 118        | 520        | 4.4        | 55t       | 8        |
| 35)        | *Richard, Oak.        | 83         | 491        | 5.9        | 75t       | 1        |
| 36)        | *Henry, Ten.          | 110        | 490        | 4.5        | 22        | 5        |
| 37)        | Kaepernick, S.F. (QB) | 69         | 468        | 6.8        | 30        | 2        |
| 38)        | *Washington, Oak.     | 87         | 467        | 5.4        | 30        | 2        |
| 39)        | Yeldon, Jac.          | 130        | 465        | 3.6        | 16        | 1        |
| <b>40)</b> | <b>Jones, Was.</b>    | <b>99</b>  | <b>460</b> | <b>4.6</b> | <b>57</b> | <b>3</b> |
| 41)        | Montgomery, G.B.      | 77         | 457        | 5.9        | 61        | 3        |
| 42)        | *Perkins, NY-G        | 112        | 456        | 4.1        | 22        | 0        |
| 43)        | Ivory, Jac.           | 117        | 439        | 3.8        | 42        | 3        |
| 44)        | Sproles, Phi.         | 94         | 438        | 4.7        | 25t       | 2        |
| 45)        | C. Anderson, Den.     | 110        | 437        | 4.0        | 28        | 4        |
| 46)        | Martin, T.B.          | 144        | 421        | 2.9        | 17        | 3        |
| 47)        | Blue, Hou.            | 100        | 420        | 4.2        | 25        | 1        |
| 48)        | Asiata, Min.          | 121        | 402        | 3.3        | 29        | 6        |
| 49)        | *Dixon, Bal.          | 88         | 382        | 4.3        | 20        | 2        |
| 50)        | A. Rodgers, G.B. (QB) | 67         | 369        | 5.5        | 23        | 4        |



**WEEK 17 / THROUGH SUNDAY, JANUARY 1, 2017**

**NFL / THIRD-AND-ONE RUSHING LEADERS**

| Rank        | Player, Team         | Att      | FD       | Pct          |
|-------------|----------------------|----------|----------|--------------|
| 1t)         | Burkhead, Cin.       | 6        | 6        | 100.0        |
| <b>1t)</b>  | <b>Jones, Was.</b>   | <b>6</b> | <b>6</b> | <b>100.0</b> |
| 1t)         | Stewart, Car.        | 6        | 6        | 100.0        |
| 1t)         | Turbin, Ind.         | 5        | 5        | 100.0        |
| 1t)         | Freeman, Atl.        | 4        | 4        | 100.0        |
| 1t)         | Hyde, S.F.           | 4        | 4        | 100.0        |
| 1t)         | *Perkins, NY-G       | 4        | 4        | 100.0        |
| 8)          | Gillislee, Buf.      | 12       | 11       | 91.7         |
| 9)          | Newton, Car.         | 10       | 9        | 90.0         |
| 10)         | Kuhn, N.O.           | 8        | 7        | 87.5         |
| 11t)        | Forte, NY-J          | 7        | 6        | 85.7         |
| 11t)        | Powell, NY-J         | 7        | 6        | 85.7         |
| 13t)        | D. Johnson, Ariz     | 12       | 10       | 83.3         |
| 13t)        | Felton, Buf.         | 6        | 5        | 83.3         |
| 13t)        | Jennings, NY-G       | 6        | 5        | 83.3         |
| <b>13t)</b> | <b>*Kelley, Was.</b> | <b>6</b> | <b>5</b> | <b>83.3</b>  |
| 13t)        | Luck, Ind.           | 6        | 5        | 83.3         |
| 18)         | Gurley, L.A.         | 11       | 9        | 81.8         |
| <b>19t)</b> | <b>Cousins, Was.</b> | <b>5</b> | <b>4</b> | <b>80.0</b>  |
| 19t)        | *Howard, Chi.        | 5        | 4        | 80.0         |
| 19t)        | Rodgers, T.B.        | 5        | 4        | 80.0         |
| 22)         | Bell, Pit.           | 9        | 7        | 77.8         |
| 23t)        | *Elliott, Dal.       | 12       | 9        | 75.0         |
| 23t)        | Ware, K.C.           | 12       | 9        | 75.0         |
| 25)         | Murray, Ten.         | 15       | 11       | 73.3         |
| 26t)        | Blount, N.E.         | 11       | 8        | 72.7         |
| 26t)        | Gordon, S.D.         | 11       | 8        | 72.7         |
| 28)         | Ingram, N.O.         | 10       | 7        | 70.0         |
| 29t)        | Murray, Oak.         | 12       | 8        | 66.7         |
| 29t)        | Draughn, S.F.        | 6        | 4        | 66.7         |
| 29t)        | A. Rodgers, G.B.     | 6        | 4        | 66.7         |
| 32t)        | *Henry, Ten.         | 7        | 4        | 57.1         |
| 32t)        | West, Bal.           | 7        | 4        | 57.1         |
| 34)         | Hill, Cin.           | 9        | 5        | 55.6         |
| 35)         | Asiata, Min.         | 11       | 6        | 54.5         |

**WEEK 17 / THROUGH SUNDAY, JANUARY 1, 2017**

**NFL / LEADERS IN RECEPTIONS**

| Rank        | Player, Team           | Rec       | Yards       | Avg         | Long       | TD       |
|-------------|------------------------|-----------|-------------|-------------|------------|----------|
| 1)          | Fitzgerald, Ariz       | 107       | 1023        | 9.6         | 32         | 6        |
| 2)          | Brown, Pit.            | 106       | 1284        | 12.1        | 51         | 12       |
| 3)          | Beckham, NY-G          | 101       | 1367        | 13.5        | 75t        | 10       |
| 4)          | Edelman, N.E.          | 98        | 1106        | 11.3        | 77t        | 3        |
| 5)          | Nelson, G.B.           | 97        | 1257        | 13.0        | 60         | 14       |
| 6)          | Evans, T.B.            | 96        | 1321        | 13.8        | 45t        | 12       |
| 7t)         | Landry, Mia.           | 94        | 1136        | 12.1        | 71         | 4        |
| 7t)         | Baldwin, Sea.          | 94        | 1128        | 12.0        | 59         | 7        |
| 9)          | *Thomas, N.O.          | 92        | 1137        | 12.4        | 46         | 9        |
| 10t)        | Hilton, Ind.           | 91        | 1448        | 15.9        | 63t        | 6        |
| 10t)        | Tate, Det.             | 91        | 1077        | 11.8        | 67         | 4        |
| 12)         | Thomas, Den.           | 90        | 1083        | 12.0        | 55t        | 5        |
| 13)         | Crabtree, Oak.         | 89        | 1003        | 11.3        | 56         | 8        |
| 14)         | Pitta, Bal. (TE)       | 86        | 729         | 8.5         | 30         | 2        |
| 15)         | Kelce, K.C. (TE)       | 85        | 1125        | 13.2        | 80t        | 4        |
| 16)         | Diggs, Min.            | 84        | 903         | 10.8        | 46         | 3        |
| 17t)        | J. Jones, Atl.         | 83        | 1409        | 17.0        | 75t        | 6        |
| 17t)        | Cooper, Oak.           | 83        | 1153        | 13.9        | 64t        | 5        |
| 17t)        | Rudolph, Min. (TE)     | 83        | 840         | 10.1        | 44         | 7        |
| 20t)        | Olsen, Car. (TE)       | 80        | 1073        | 13.4        | 78t        | 3        |
| 20t)        | D. Johnson, Ariz (RB)  | 80        | 879         | 11.0        | 58         | 4        |
| <b>22t)</b> | <b>Garcon, Was.</b>    | <b>79</b> | <b>1041</b> | <b>13.2</b> | <b>70t</b> | <b>3</b> |
| 22t)        | Sanders, Den.          | 79        | 1032        | 13.1        | 64         | 5        |
| 24t)        | Cooks, N.O.            | 78        | 1173        | 15.0        | 98t        | 8        |
| 24t)        | Hopkins, Hou.          | 78        | 954         | 12.2        | 51         | 4        |
| 24t)        | Ertz, Phi. (TE)        | 78        | 816         | 10.5        | 30         | 4        |
| 27)         | Pryor, Cle.            | 77        | 1007        | 13.1        | 54         | 4        |
| 28t)        | Adams, G.B.            | 75        | 997         | 13.3        | 66t        | 12       |
| 28t)        | Beasley, Dal.          | 75        | 833         | 11.1        | 47         | 5        |
| 28t)        | Bell, Pit. (RB)        | 75        | 616         | 8.2         | 32         | 2        |
| 31t)        | A. Robinson, Jac.      | 73        | 883         | 12.1        | 42         | 6        |
| 31t)        | Matthews, Phi.         | 73        | 804         | 11.0        | 54         | 3        |
| 33t)        | Wallace, Bal.          | 72        | 1017        | 14.1        | 95t        | 4        |
| 33t)        | Snead, N.O.            | 72        | 895         | 12.4        | 49         | 4        |
| 35)         | S. Smith, Bal.         | 70        | 799         | 11.4        | 52t        | 5        |
| 36t)        | Ty. Williams, S.D.     | 69        | 1059        | 15.3        | 51t        | 7        |
| 36t)        | Thielen, Min.          | 69        | 967         | 14.0        | 71t        | 5        |
| 36t)        | Witten, Dal. (TE)      | 69        | 673         | 9.8         | 35         | 3        |
| 39)         | Britt, L.A.            | 68        | 1002        | 14.7        | 66         | 5        |
| <b>40t)</b> | <b>Crowder, Was.</b>   | <b>67</b> | <b>847</b>  | <b>12.6</b> | <b>55t</b> | <b>7</b> |
| 40t)        | Boldin, Det.           | 67        | 584         | 8.7         | 35t        | 8        |
| 42t)        | Green, Cin.            | 66        | 964         | 14.6        | 54t        | 4        |
| 42t)        | Meredith, Chi.         | 66        | 888         | 13.5        | 50t        | 4        |
| <b>42t)</b> | <b>Reed, Was. (TE)</b> | <b>66</b> | <b>686</b>  | <b>10.4</b> | <b>33</b>  | <b>6</b> |
| 45t)        | Matthews, Ten.         | 65        | 945         | 14.5        | 60         | 9        |
| 45t)        | Graham, Sea. (TE)      | 65        | 923         | 14.2        | 42         | 6        |
| 45t)        | Walker, Ten. (TE)      | 65        | 800         | 12.3        | 47         | 7        |
| 45t)        | *Shepard, NY-G         | 65        | 683         | 10.5        | 32t        | 8        |
| 49t)        | LaFell, Cin.           | 64        | 862         | 13.5        | 86t        | 6        |
| 49t)        | Kerley, S.F.           | 64        | 667         | 10.4        | 33t        | 3        |

**WEEK 17 / THROUGH SUNDAY, JANUARY 1, 2017****NFL / RECEIVING YARDAGE LEADERS**

| Rank       | Player, Team            | Yards       | Rec       | Avg         | Long       | TD       |
|------------|-------------------------|-------------|-----------|-------------|------------|----------|
| 1)         | Hilton, Ind.            | 1448        | 91        | 15.9        | 63t        | 6        |
| 2)         | J. Jones, Atl.          | 1409        | 83        | 17.0        | 75t        | 6        |
| 3)         | Beckham, NY-G           | 1367        | 101       | 13.5        | 75t        | 10       |
| 4)         | Evans, T.B.             | 1321        | 96        | 13.8        | 45t        | 12       |
| 5)         | Brown, Pit.             | 1284        | 106       | 12.1        | 51         | 12       |
| 6)         | Nelson, G.B.            | 1257        | 97        | 13.0        | 60         | 14       |
| 7)         | Cooks, N.O.             | 1173        | 78        | 15.0        | 98t        | 8        |
| 8)         | Cooper, Oak.            | 1153        | 83        | 13.9        | 64t        | 5        |
| 9)         | *Thomas, N.O.           | 1137        | 92        | 12.4        | 46         | 9        |
| 10)        | Landry, Mia.            | 1136        | 94        | 12.1        | 71         | 4        |
| 11)        | Baldwin, Sea.           | 1128        | 94        | 12.0        | 59         | 7        |
| 12)        | Kelce, K.C. (TE)        | 1125        | 85        | 13.2        | 80t        | 4        |
| 13)        | Edelman, N.E.           | 1106        | 98        | 11.3        | 77t        | 3        |
| 14)        | Thomas, Den.            | 1083        | 90        | 12.0        | 55t        | 5        |
| 15)        | Tate, Det.              | 1077        | 91        | 11.8        | 67         | 4        |
| 16)        | Olsen, Car. (TE)        | 1073        | 80        | 13.4        | 78t        | 3        |
| 17)        | Ty. Williams, S.D.      | 1059        | 69        | 15.3        | 51t        | 7        |
| <b>18)</b> | <b>Garcon, Was.</b>     | <b>1041</b> | <b>79</b> | <b>13.2</b> | <b>70t</b> | <b>3</b> |
| 19)        | Sanders, Den.           | 1032        | 79        | 13.1        | 64         | 5        |
| 20)        | Fitzgerald, Ariz        | 1023        | 107       | 9.6         | 32         | 6        |
| 21)        | Wallace, Bal.           | 1017        | 72        | 14.1        | 95t        | 4        |
| 22)        | Pryor, Cle.             | 1007        | 77        | 13.1        | 54         | 4        |
| <b>23)</b> | <b>D. Jackson, Was.</b> | <b>1005</b> | <b>56</b> | <b>17.9</b> | <b>80t</b> | <b>4</b> |
| 24)        | Crabtree, Oak.          | 1003        | 89        | 11.3        | 56         | 8        |
| 25)        | Britt, L.A.             | 1002        | 68        | 14.7        | 66         | 5        |
| 26)        | Adams, G.B.             | 997         | 75        | 13.3        | 66t        | 12       |
| 27)        | Thielen, Min.           | 967         | 69        | 14.0        | 71t        | 5        |
| 28)        | Green, Cin.             | 964         | 66        | 14.6        | 54t        | 4        |
| 29)        | Hopkins, Hou.           | 954         | 78        | 12.2        | 51         | 4        |
| 30)        | Matthews, Ten.          | 945         | 65        | 14.5        | 60         | 9        |
| 31)        | Benjamin, Car.          | 941         | 63        | 14.9        | 50         | 7        |
| 32)        | M. Jones, Det.          | 930         | 55        | 16.9        | 73t        | 4        |
| 33)        | Graham, Sea. (TE)       | 923         | 65        | 14.2        | 42         | 6        |
| 34)        | Diggs, Min.             | 903         | 84        | 10.8        | 46         | 3        |
| 35)        | Snead, N.O.             | 895         | 72        | 12.4        | 49         | 4        |
| 36)        | Meredith, Chi.          | 888         | 66        | 13.5        | 50t        | 4        |
| 37)        | A. Robinson, Jac.       | 883         | 73        | 12.1        | 42         | 6        |
| 38)        | D. Johnson, Ariz (RB)   | 879         | 80        | 11.0        | 58         | 4        |
| 39)        | LaFell, Cin.            | 862         | 64        | 13.5        | 86t        | 6        |
| 40)        | Enunwa, NY-J            | 857         | 58        | 14.8        | 69t        | 4        |
| 41)        | Lee, Jac.               | 851         | 63        | 13.5        | 51         | 3        |
| <b>42)</b> | <b>Crowder, Was.</b>    | <b>847</b>  | <b>67</b> | <b>12.6</b> | <b>55t</b> | <b>7</b> |
| 43)        | Rudolph, Min. (TE)      | 840         | 83        | 10.1        | 44         | 7        |
| 44)        | Beasley, Dal.           | 833         | 75        | 11.1        | 47         | 5        |
| 45)        | Jeffery, Chi.           | 821         | 52        | 15.8        | 54         | 2        |
| 46)        | Ertz, Phi. (TE)         | 816         | 78        | 10.5        | 30         | 4        |
| 47)        | Inman, S.D.             | 810         | 58        | 14.0        | 57t        | 4        |
| 48)        | Matthews, Phi.          | 804         | 73        | 11.0        | 54         | 3        |
| 49)        | Walker, Ten. (TE)       | 800         | 65        | 12.3        | 47         | 7        |
| 50)        | S. Smith, Bal.          | 799         | 70        | 11.4        | 52t        | 5        |

**WEEK 17 / THROUGH SUNDAY, JANUARY 1, 2017**

**NFL / THIRD-DOWN RECEIVING LEADERS**

| Rank        | Player, Team           | Rec       | Yards      | Avg         | Long       | TD       |
|-------------|------------------------|-----------|------------|-------------|------------|----------|
| 1)          | Pitta, Bal. (TE)       | 29        | 275        | 9.5         | 30         | 1        |
| 2t)         | Edelman, N.E.          | 28        | 431        | 15.4        | 77t        | 2        |
| 2t)         | Evans, T.B.            | 28        | 392        | 14.0        | 39         | 3        |
| 2t)         | Hopkins, Hou.          | 28        | 300        | 10.7        | 24         | 0        |
| 2t)         | Rudolph, Min. (TE)     | 28        | 213        | 7.6         | 22         | 3        |
| 6)          | D. Johnson, Ariz (RB)  | 27        | 265        | 9.8         | 24         | 2        |
| 7t)         | Landry, Mia.           | 26        | 335        | 12.9        | 71         | 0        |
| 7t)         | Britt, L.A.            | 26        | 260        | 10.0        | 34         | 1        |
| 9t)         | Thomas, Den.           | 25        | 347        | 13.9        | 55t        | 4        |
| 9t)         | Beasley, Dal.          | 25        | 295        | 11.8        | 33         | 2        |
| 9t)         | Snead, N.O.            | 25        | 292        | 11.7        | 29         | 0        |
| 9t)         | Beckham, NY-G          | 25        | 279        | 11.2        | 27         | 2        |
| 13t)        | Crabtree, Oak.         | 24        | 356        | 14.8        | 56         | 3        |
| 13t)        | Walker, Ten. (TE)      | 24        | 333        | 13.9        | 47         | 3        |
| 13t)        | Hilton, Ind.           | 24        | 308        | 12.8        | 31         | 1        |
| 13t)        | Fitzgerald, Ariz       | 24        | 202        | 8.4         | 19         | 1        |
| 17t)        | Cooper, Oak.           | 23        | 364        | 15.8        | 34t        | 1        |
| 17t)        | Tate, Det.             | 23        | 341        | 14.8        | 66t        | 2        |
| 17t)        | Ty. Williams, S.D.     | 23        | 280        | 12.2        | 44t        | 2        |
| 17t)        | A. Robinson, Jac.      | 23        | 224        | 9.7         | 19         | 1        |
| 17t)        | Boldin, Det.           | 23        | 211        | 9.2         | 29         | 1        |
| <b>22t)</b> | <b>Crowder, Was.</b>   | <b>22</b> | <b>351</b> | <b>16.0</b> | <b>55t</b> | <b>4</b> |
| 22t)        | Baldwin, Sea.          | 22        | 301        | 13.7        | 59         | 3        |
| <b>22t)</b> | <b>Reed, Was. (TE)</b> | <b>22</b> | <b>300</b> | <b>13.6</b> | <b>33</b>  | <b>1</b> |
| 22t)        | Cobb, G.B.             | 22        | 280        | 12.7        | 47         | 1        |
| 22t)        | Kelce, K.C. (TE)       | 22        | 258        | 11.7        | 28         | 0        |
| 22t)        | D. Johnson, Cle. (RB)  | 22        | 228        | 10.4        | 28         | 0        |
| 22t)        | *Boyd, Cin.            | 22        | 216        | 9.8         | 22         | 1        |
| 22t)        | Powell, NY-J (RB)      | 22        | 160        | 7.3         | 22         | 1        |
| 30)         | *Shepard, NY-G         | 21        | 251        | 12.0        | 32         | 3        |
| 31t)        | Thielen, Min.          | 20        | 292        | 14.6        | 29         | 2        |
| 31t)        | Gates, S.D. (TE)       | 20        | 218        | 10.9        | 23         | 1        |
| 33t)        | Nelson, G.B.           | 19        | 338        | 17.8        | 60         | 5        |
| 33t)        | Matthews, Phi.         | 19        | 248        | 13.1        | 54         | 1        |
| 33t)        | Brate, T.B. (TE)       | 19        | 224        | 11.8        | 22         | 1        |
| 33t)        | Olsen, Car. (TE)       | 19        | 202        | 10.6        | 34         | 2        |
| 33t)        | Diggs, Min.            | 19        | 190        | 10.0        | 33         | 1        |
| 38t)        | Wallace, Bal.          | 18        | 290        | 16.1        | 66t        | 1        |
| 38t)        | Brown, Pit.            | 18        | 269        | 14.9        | 32         | 3        |
| 38t)        | S. Smith, Bal.         | 18        | 195        | 10.8        | 25         | 2        |
| 38t)        | J. White, N.E. (RB)    | 18        | 192        | 10.7        | 61         | 1        |
| 38t)        | Barnidge, Cle. (TE)    | 18        | 183        | 10.2        | 17         | 1        |
| 38t)        | Witten, Dal. (TE)      | 18        | 152        | 8.4         | 31         | 0        |
| 44t)        | Benjamin, Car.         | 17        | 293        | 17.2        | 44t        | 1        |
| <b>44t)</b> | <b>Garcon, Was.</b>    | <b>17</b> | <b>289</b> | <b>17.0</b> | <b>49</b>  | <b>0</b> |
| 44t)        | Matthews, Ten.         | 17        | 289        | 17.0        | 50         | 4        |
| 44t)        | Pryor, Cle.            | 17        | 234        | 13.8        | 36         | 1        |
| 44t)        | *Thomas, N.O.          | 17        | 224        | 13.2        | 35         | 1        |
| 44t)        | B. Marshall, NY-J      | 17        | 214        | 12.6        | 41         | 0        |
| 44t)        | Sanu, Atl.             | 17        | 187        | 11.0        | 22         | 0        |
| 44t)        | Murray, Ten. (RB)      | 17        | 176        | 10.4        | 35         | 1        |
| 44t)        | Austin, L.A.           | 17        | 167        | 9.8         | 43t        | 3        |

**WEEK 17 / THROUGH SUNDAY, JANUARY 1, 2017**

**NFL / LEADING SCORERS, NONKICKERS**

| Rank        | Player, Team              | TD       | Rush     | Rec      | Ret      | X2       | Pts       |
|-------------|---------------------------|----------|----------|----------|----------|----------|-----------|
| 1)          | D. Johnson, Ariz (RB)     | 20       | 16       | 4        | 0        | 1        | 122       |
| 2)          | Blount, N.E. (RB)         | 18       | 18       | 0        | 0        | 0        | 108       |
| 3)          | *Elliott, Dal. (RB)       | 16       | 15       | 1        | 0        | 0        | 96        |
| 4)          | McCoy, Buf. (RB)          | 14       | 13       | 1        | 0        | 1        | 86        |
| 5)          | Nelson, G.B. (WR)         | 14       | 0        | 14       | 0        | 0        | 84        |
| 6)          | Freeman, Atl. (RB)        | 13       | 11       | 2        | 0        | 0        | 78        |
| 7)          | Evans, T.B. (WR)          | 12       | 0        | 12       | 0        | 2        | 76        |
| 8)          | Adams, G.B. (WR)          | 12       | 0        | 12       | 0        | 1        | 74        |
| 9t)         | Brown, Pit. (WR)          | 12       | 0        | 12       | 0        | 0        | 72        |
| 9t)         | Gordon, S.D. (RB)         | 12       | 10       | 2        | 0        | 0        | 72        |
| 9t)         | *Hill, K.C. (WR)          | 12       | 3        | 6        | 3        | 0        | 72        |
| 9t)         | Murray, Ten. (RB)         | 12       | 9        | 3        | 0        | 0        | 72        |
| 9t)         | Murray, Oak. (RB)         | 12       | 12       | 0        | 0        | 0        | 72        |
| 14)         | Coleman, Atl. (RB)        | 11       | 8        | 3        | 0        | 0        | 66        |
| 15)         | Ingram, N.O. (RB)         | 10       | 6        | 4        | 0        | 2        | 64        |
| 16)         | Beckham, NY-G (WR)        | 10       | 0        | 10       | 0        | 0        | 60        |
| 17)         | Mathews, Phi. (RB)        | 9        | 8        | 1        | 0        | 2        | 58        |
| 18t)        | Bell, Pit. (RB)           | 9        | 7        | 2        | 0        | 1        | 56        |
| 18t)        | Hyde, S.F. (RB)           | 9        | 6        | 3        | 0        | 1        | 56        |
| 20t)        | Gillislee, Buf. (RB)      | 9        | 8        | 1        | 0        | 0        | 54        |
| 20t)        | Hill, Cin. (RB)           | 9        | 9        | 0        | 0        | 0        | 54        |
| 20t)        | Matthews, Ten. (WR)       | 9        | 0        | 9        | 0        | 0        | 54        |
| 20t)        | Stewart, Car. (RB)        | 9        | 9        | 0        | 0        | 0        | 54        |
| 20t)        | Stills, Mia. (WR)         | 9        | 0        | 9        | 0        | 0        | 54        |
| 20t)        | *Thomas, N.O. (WR)        | 9        | 0        | 9        | 0        | 0        | 54        |
| 26)         | Crabtree, Oak. (WR)       | 8        | 0        | 8        | 0        | 1        | 50        |
| 27t)        | Ajayi, Mia. (RB)          | 8        | 8        | 0        | 0        | 0        | 48        |
| 27t)        | Boldin, Det. (WR)         | 8        | 0        | 8        | 0        | 0        | 48        |
| 27t)        | Brate, T.B. (TE)          | 8        | 0        | 8        | 0        | 0        | 48        |
| 27t)        | Bryant, Dal. (WR)         | 8        | 0        | 8        | 0        | 0        | 48        |
| 27t)        | Cooks, N.O. (WR)          | 8        | 0        | 8        | 0        | 0        | 48        |
| <b>27t)</b> | <b>Crowder, Was. (WR)</b> | <b>8</b> | <b>0</b> | <b>7</b> | <b>1</b> | <b>0</b> | <b>48</b> |
| 27t)        | Forte, NY-J (RB)          | 8        | 7        | 1        | 0        | 0        | 48        |
| 27t)        | Gore, Ind. (RB)           | 8        | 4        | 4        | 0        | 0        | 48        |
| 27t)        | *Henry, S.D. (TE)         | 8        | 0        | 8        | 0        | 0        | 48        |
| 27t)        | Michael, Sea.-G.B. (RB)   | 8        | 7        | 1        | 0        | 0        | 48        |
| 27t)        | *Shepard, NY-G (WR)       | 8        | 0        | 8        | 0        | 0        | 48        |
| 27t)        | Turbin, Ind. (RB)         | 8        | 7        | 1        | 0        | 0        | 48        |
| 39t)        | Baldwin, Sea. (WR)        | 7        | 0        | 7        | 0        | 0        | 42        |
| 39t)        | Benjamin, Car. (WR)       | 7        | 0        | 7        | 0        | 0        | 42        |
| 39t)        | Bennett, N.E. (TE)        | 7        | 0        | 7        | 0        | 0        | 42        |
| 39t)        | Crowell, Cle. (RB)        | 7        | 7        | 0        | 0        | 0        | 42        |
| 39t)        | Gabriel, Atl. (WR)        | 7        | 1        | 6        | 0        | 0        | 42        |
| 39t)        | Gates, S.D. (TE)          | 7        | 0        | 7        | 0        | 0        | 42        |
| 39t)        | *Howard, Chi. (RB)        | 7        | 6        | 1        | 0        | 0        | 42        |
| <b>39t)</b> | <b>*Kelley, Was. (RB)</b> | <b>7</b> | <b>6</b> | <b>1</b> | <b>0</b> | <b>0</b> | <b>42</b> |
| 39t)        | Moncrief, Ind. (WR)       | 7        | 0        | 7        | 0        | 0        | 42        |
| 39t)        | Nelson, Ariz (WR)         | 7        | 1        | 6        | 0        | 0        | 42        |
| 39t)        | Rudolph, Min. (TE)        | 7        | 0        | 7        | 0        | 0        | 42        |
| 39t)        | Walker, Ten. (TE)         | 7        | 0        | 7        | 0        | 0        | 42        |
| 39t)        | Ty. Williams, S.D. (WR)   | 7        | 0        | 7        | 0        | 0        | 42        |

WEEK 17 / THROUGH SUNDAY, JANUARY 1, 2017NFL / LEADING SCORERS, KICKERS

| Rank      | Player, Team            | PAT          | FG           | Pct         | Long      | Pts        |
|-----------|-------------------------|--------------|--------------|-------------|-----------|------------|
| 1)        | Bryant, Atl.            | 56/57        | 34/37        | .919        | 59        | 158        |
| 2)        | Tucker, Bal.            | 27/27        | 38/39        | .974        | 57        | 141        |
| <b>3)</b> | <b>Hopkins, Was.</b>    | <b>36/39</b> | <b>34/42</b> | <b>.810</b> | <b>53</b> | <b>138</b> |
| 4)        | Sturgis, Phi.           | 30/31        | 35/41        | .854        | 55        | 135        |
| 5)        | *Lutz, N.O.             | 49/50        | 28/34        | .824        | 57        | 133        |
| 6)        | Santos, K.C.            | 36/39        | 31/35        | .886        | 54        | 129        |
| 7)        | Hauschka, Sea.          | 29/35        | 33/37        | .892        | 53        | 128        |
| 8t)       | Bailey, Dal.            | 46/46        | 27/32        | .844        | 56        | 127        |
| 8t)       | Gostkowski, N.E.        | 46/49        | 27/32        | .844        | 53        | 127        |
| 8t)       | Novak, Hou.             | 22/25        | 35/41        | .854        | 53        | 127        |
| 11)       | Vinatieri, Ind.         | 44/44        | 27/31        | .871        | 54        | 125        |
| 12t)      | Janikowski, Oak.        | 37/39        | 29/35        | .829        | 56        | 124        |
| 12t)      | Prater, Det.            | 31/33        | 31/36        | .861        | 58        | 124        |
| 14)       | Crosby, G.B.            | 44/47        | 26/30        | .867        | 53        | 122        |
| 15)       | Gano, Car.              | 31/34        | 30/38        | .789        | 54        | 121        |
| 16)       | Lambo, S.D.             | 42/46        | 26/32        | .813        | 47        | 120        |
| 17)       | McManus, Den.           | 32/33        | 29/34        | .853        | 55        | 119        |
| 18)       | Myers, Jac.             | 29/32        | 27/34        | .794        | 56        | 110        |
| 19)       | Catanzaro, Ariz         | 43/47        | 21/28        | .750        | 60        | 106        |
| 20t)      | Folk, NY-J              | 24/26        | 27/31        | .871        | 51        | 105        |
| 20t)      | Succop, Ten.            | 39/41        | 22/24        | .917        | 53        | 105        |
| 22)       | Boswell, Pit.           | 36/36        | 21/25        | .840        | 49        | 99         |
| 23)       | *Aguayo, T.B.           | 32/34        | 22/31        | .710        | 43        | 98         |
| 24)       | Carpenter, Buf.         | 40/45        | 19/25        | .760        | 54        | 97         |
| 25)       | Nugent, Cin.            | 23/29        | 23/29        | .793        | 47        | 92         |
| 26)       | Franks, Mia.            | 41/42        | 16/21        | .762        | 55        | 89         |
| 27)       | Dawson, S.F.            | 33/34        | 18/21        | .857        | 53        | 87         |
| 28)       | Barth, Chi.             | 31/32        | 18/23        | .783        | 54        | 85         |
| 29t)      | Parkey, Cle.            | 20/21        | 20/25        | .800        | 51        | 80         |
| 29t)      | Zuerlein, L.A.          | 23/23        | 19/22        | .864        | 54        | 80         |
| 31)       | Forbath, Min.           | 11/14        | 15/15        | 1.000       | 51        | 56         |
| 32)       | Walsh, Min.             | 15/19        | 12/16        | .750        | 50        | 51         |
| 33)       | Gould, NY-G             | 20/23        | 10/10        | 1.000       | 47        | 50         |
| 34)       | J. Brown, NY-G          | 9/ 9         | 11/12        | .917        | 48        | 42         |
| 35)       | Bullock, NY-G-Pit.-Cin. | 9/10         | 8/ 9         | .889        | 44        | 33         |
| 36)       | Murray, Cle.            | 3/ 4         | 1/ 2         | .500        | 35        | 6          |

NFL / TOUCHBACKS ON KICKOFFS

| Rank       | Player, Team            | TB        |
|------------|-------------------------|-----------|
| 1)         | Lambo, S.D.             | 67        |
| 2t)        | Bosher, Atl.            | 65        |
| <b>2t)</b> | <b>Hopkins, Was.</b>    | <b>65</b> |
| 4)         | Gano, Car.              | 63        |
| 5)         | Myers, Jac.             | 60        |
| 6)         | Succop, Ten.            | 58        |
| 7)         | Bailey, Dal.            | 57        |
| 8)         | Hauschka, Sea.          | 54        |
| 9t)        | *Aguayo, T.B.           | 52        |
| 9t)        | Catanzaro, Ariz         | 52        |
| 9t)        | Gostkowski, N.E.        | 52        |
| 9t)        | Martin, Det.            | 52        |
| 9t)        | Tucker, Bal.            | 52        |
| 14)        | McManus, Den.           | 51        |
| 15t)       | Boswell, Pit.           | 49        |
| 15t)       | *Lutz, N.O.             | 49        |
| 15t)       | McAfee, Ind.            | 49        |
| 18)        | Santos, K.C.            | 48        |
| 19t)       | Crosby, G.B.            | 46        |
| 19t)       | Sturgis, Phi.           | 46        |
| 21t)       | Franks, Mia.            | 43        |
| 21t)       | Janikowski, Oak.        | 43        |
| 23)        | Folk, NY-J              | 39        |
| 24)        | Zuerlein, L.A.          | 36        |
| 25)        | Parkey, Cle.            | 34        |
| 26t)       | Carpenter, Buf.         | 28        |
| 26t)       | Nugent, Cin.            | 28        |
| 28)        | Barth, Chi.             | 26        |
| 29)        | Novak, Hou.             | 23        |
| 30)        | Pinion, S.F.            | 20        |
| 31t)       | Forbath, Min.           | 19        |
| 31t)       | Gould, NY-G             | 19        |
| 31t)       | Walsh, Min.             | 19        |
| 34)        | J. Brown, NY-G          | 15        |
| 35)        | Bullock, NY-G-Pit.-Cin. | 14        |
| 36t)       | Gay, Buf.               | 7         |
| 36t)       | *Wile, Atl.-Ariz        | 7         |
| 38t)       | Dawson, S.F.            | 4         |
| 38t)       | Murray, Cle.            | 4         |
| 40)        | Prater, Det.            | 1         |

**WEEK 17 / THROUGH SUNDAY, JANUARY 1, 2017**

**NFL / MOST YARDS FROM SCRIMMAGE**

| Rank       | Player, Team                 | Total       |           |             | Rushing  |          |            | Receiving   |           |             |
|------------|------------------------------|-------------|-----------|-------------|----------|----------|------------|-------------|-----------|-------------|
|            |                              | Yards       | Att+Rec   | Avg         | Yards    | Att      | Avg        | Yards       | Rec       | Avg         |
| 1)         | D. Johnson, Ariz (RB)        | 2118        | 373       | 5.7         | 1239     | 293      | 4.2        | 879         | 80        | 11.0        |
| 2)         | *Elliott, Dal. (RB)          | 1994        | 354       | 5.6         | 1631     | 322      | 5.1        | 363         | 32        | 11.3        |
| 3)         | Bell, Pit. (RB)              | 1884        | 336       | 5.6         | 1268     | 261      | 4.9        | 616         | 75        | 8.2         |
| 4)         | Murray, Ten. (RB)            | 1664        | 346       | 4.8         | 1287     | 293      | 4.4        | 377         | 53        | 7.1         |
| 5)         | McCoy, Buf. (RB)             | 1623        | 284       | 5.7         | 1267     | 234      | 5.4        | 356         | 50        | 7.1         |
| 6)         | *Howard, Chi. (RB)           | 1611        | 281       | 5.7         | 1313     | 252      | 5.2        | 298         | 29        | 10.3        |
| 7)         | Freeman, Atl. (RB)           | 1541        | 281       | 5.5         | 1079     | 227      | 4.8        | 462         | 54        | 8.6         |
| 8)         | Hilton, Ind. (WR)            | 1448        | 91        | 15.9        | 0        | 0        | ---        | 1448        | 91        | 15.9        |
| 9)         | Ajayi, Mia. (RB)             | 1423        | 287       | 5.0         | 1272     | 260      | 4.9        | 151         | 27        | 5.6         |
| 10)        | Gordon, S.D. (RB)            | 1416        | 295       | 4.8         | 997      | 254      | 3.9        | 419         | 41        | 10.2        |
| 11)        | J. Jones, Atl. (WR)          | 1409        | 83        | 17.0        | 0        | 0        | ---        | 1409        | 83        | 17.0        |
| 12)        | Beckham, NY-G (WR)           | 1376        | 102       | 13.5        | 9        | 1        | 9.0        | 1367        | 101       | 13.5        |
| 13)        | Ware, K.C. (RB)              | 1368        | 247       | 5.5         | 921      | 214      | 4.3        | 447         | 33        | 13.5        |
| 14)        | Ingram, N.O. (RB)            | 1362        | 251       | 5.4         | 1043     | 205      | 5.1        | 319         | 46        | 6.9         |
| 15)        | Evans, T.B. (WR)             | 1321        | 96        | 13.8        | 0        | 0        | ---        | 1321        | 96        | 13.8        |
| 16)        | Gore, Ind. (RB)              | 1302        | 301       | 4.3         | 1025     | 263      | 3.9        | 277         | 38        | 7.3         |
| 17)        | Brown, Pit. (WR)             | 1293        | 109       | 11.9        | 9        | 3        | 3.0        | 1284        | 106       | 12.1        |
| 18)        | Crowell, Cle. (RB)           | 1271        | 238       | 5.3         | 952      | 198      | 4.8        | 319         | 40        | 8.0         |
| 19)        | L. Miller, Hou. (RB)         | 1261        | 299       | 4.2         | 1073     | 268      | 4.0        | 188         | 31        | 6.1         |
| 20)        | Nelson, G.B. (WR)            | 1257        | 97        | 13.0        | 0        | 0        | ---        | 1257        | 97        | 13.0        |
| 21)        | Gurley, L.A. (RB)            | 1212        | 321       | 3.8         | 885      | 278      | 3.2        | 327         | 43        | 7.6         |
| 22)        | Cooks, N.O. (WR)             | 1203        | 84        | 14.3        | 30       | 6        | 5.0        | 1173        | 78        | 15.0        |
| 23)        | Blount, N.E. (RB)            | 1199        | 306       | 3.9         | 1161     | 299      | 3.9        | 38          | 7         | 5.4         |
| 24)        | Edelman, N.E. (WR)           | 1163        | 110       | 10.6        | 57       | 12       | 4.8        | 1106        | 98        | 11.3        |
| 25t)       | Cooper, Oak. (WR)            | 1153        | 84        | 13.7        | 0        | 1        | 0.0        | 1153        | 83        | 13.9        |
| 25t)       | Landry, Mia. (WR)            | 1153        | 99        | 11.6        | 17       | 5        | 3.4        | 1136        | 94        | 12.1        |
| 27)        | Hyde, S.F. (RB)              | 1151        | 244       | 4.7         | 988      | 217      | 4.6        | 163         | 27        | 6.0         |
| 28)        | *Thomas, N.O. (WR)           | 1137        | 92        | 12.4        | 0        | 0        | ---        | 1137        | 92        | 12.4        |
| 29)        | Baldwin, Sea. (WR)           | 1130        | 97        | 11.6        | 2        | 3        | 0.7        | 1128        | 94        | 12.0        |
| 30)        | Kelce, K.C. (TE)             | 1120        | 86        | 13.0        | -5       | 1        | -5.0       | 1125        | 85        | 13.2        |
| 31)        | Powell, NY-J (RB)            | 1110        | 189       | 5.9         | 722      | 131      | 5.5        | 388         | 58        | 6.7         |
| 32)        | Thomas, Den. (WR)            | 1083        | 90        | 12.0        | 0        | 0        | ---        | 1083        | 90        | 12.0        |
| 33)        | Tate, Det. (WR)              | 1081        | 101       | 10.7        | 4        | 10       | 0.4        | 1077        | 91        | 11.8        |
| 34)        | Forte, NY-J (RB)             | 1076        | 248       | 4.3         | 813      | 218      | 3.7        | 263         | 30        | 8.8         |
| 35)        | Olsen, Car. (TE)             | 1073        | 80        | 13.4        | 0        | 0        | ---        | 1073        | 80        | 13.4        |
| 36)        | Ty. Williams, S.D. (WR)      | 1059        | 69        | 15.3        | 0        | 0        | ---        | 1059        | 69        | 15.3        |
| 37)        | Murray, Oak. (RB)            | 1052        | 228       | 4.6         | 788      | 195      | 4.0        | 264         | 33        | 8.0         |
| 38)        | Wallace, Bal. (WR)           | 1048        | 77        | 13.6        | 31       | 5        | 6.2        | 1017        | 72        | 14.1        |
| <b>39)</b> | <b>Garcon, Was. (WR)</b>     | <b>1041</b> | <b>79</b> | <b>13.2</b> | <b>0</b> | <b>0</b> | <b>---</b> | <b>1041</b> | <b>79</b> | <b>13.2</b> |
| 40)        | Sanders, Den. (WR)           | 1036        | 80        | 13.0        | 4        | 1        | 4.0        | 1032        | 79        | 13.1        |
| 41t)       | Fitzgerald, Ariz (WR)        | 1028        | 109       | 9.4         | 5        | 2        | 2.5        | 1023        | 107       | 9.6         |
| 41t)       | Pryor, Cle. (WR)             | 1028        | 85        | 12.1        | 21       | 8        | 2.6        | 1007        | 77        | 13.1        |
| 43)        | Hill, Cin. (RB)              | 1013        | 243       | 4.2         | 839      | 222      | 3.8        | 174         | 21        | 8.3         |
| 44)        | West, Bal. (RB)              | 1010        | 227       | 4.4         | 774      | 193      | 4.0        | 236         | 34        | 6.9         |
| <b>45)</b> | <b>D. Jackson, Was. (WR)</b> | <b>1005</b> | <b>56</b> | <b>17.9</b> | <b>0</b> | <b>0</b> | <b>---</b> | <b>1005</b> | <b>56</b> | <b>17.9</b> |
| 46)        | Crabtree, Oak. (WR)          | 1003        | 89        | 11.3        | 0        | 0        | ---        | 1003        | 89        | 11.3        |
| 47)        | Britt, L.A. (WR)             | 1002        | 68        | 14.7        | 0        | 0        | ---        | 1002        | 68        | 14.7        |
| 48)        | Adams, G.B. (WR)             | 997         | 75        | 13.3        | 0        | 0        | ---        | 997         | 75        | 13.3        |
| 49)        | Thielen, Min. (WR)           | 982         | 71        | 13.8        | 15       | 2        | 7.5        | 967         | 69        | 14.0        |
| 50)        | Green, Cin. (WR)             | 964         | 66        | 14.6        | 0        | 0        | ---        | 964         | 66        | 14.6        |

**WEEK 17 / THROUGH SUNDAY, JANUARY 1, 2017**

**NFL / LEADERS IN FIRST DOWNS**

| Rank        | Player, Team             | Rush     | Rec       | Tot       |
|-------------|--------------------------|----------|-----------|-----------|
| 1)          | D. Johnson, Ariz (RB)    | 72       | 42        | 114       |
| 2)          | *Elliott, Dal. (RB)      | 91       | 11        | 102       |
| 3)          | Bell, Pit. (RB)          | 69       | 31        | 100       |
| 4)          | Murray, Ten. (RB)        | 64       | 20        | 84        |
| 5)          | Freeman, Atl. (RB)       | 61       | 22        | 83        |
| 6t)         | Gordon, S.D. (RB)        | 61       | 21        | 82        |
| 6t)         | *Howard, Chi. (RB)       | 70       | 12        | 82        |
| 8)          | Evans, T.B. (WR)         | 0        | 81        | 81        |
| 9)          | McCoy, Buf. (RB)         | 55       | 18        | 73        |
| 10t)        | Ajayi, Mia. (RB)         | 60       | 8         | 68        |
| 10t)        | Blount, N.E. (RB)        | 67       | 1         | 68        |
| 12t)        | Ingram, N.O. (RB)        | 49       | 18        | 67        |
| 12t)        | Powell, NY-J (RB)        | 45       | 22        | 67        |
| 14)         | Hilton, Ind. (WR)        | 0        | 66        | 66        |
| 15t)        | Beckham, NY-G (WR)       | 0        | 65        | 65        |
| 15t)        | Brown, Pit. (WR)         | 1        | 64        | 65        |
| 17t)        | Gore, Ind. (RB)          | 50       | 14        | 64        |
| 17t)        | J. Jones, Atl. (WR)      | 0        | 64        | 64        |
| 17t)        | Ware, K.C. (RB)          | 47       | 17        | 64        |
| 20t)        | Gurley, L.A. (RB)        | 48       | 15        | 63        |
| 20t)        | Murray, Oak. (RB)        | 52       | 11        | 63        |
| 22t)        | Nelson, G.B. (WR)        | 0        | 62        | 62        |
| 22t)        | *Thomas, N.O. (WR)       | 0        | 62        | 62        |
| 24)         | L. Miller, Hou. (RB)     | 52       | 9         | 61        |
| 25t)        | Crowell, Cle. (RB)       | 45       | 14        | 59        |
| 25t)        | Fitzgerald, Ariz (WR)    | 0        | 59        | 59        |
| 27)         | Edelman, N.E. (WR)       | 3        | 55        | 58        |
| 28t)        | Crabtree, Oak. (WR)      | 0        | 56        | 56        |
| 28t)        | Hopkins, Hou. (WR)       | 0        | 56        | 56        |
| 30t)        | Hyde, S.F. (RB)          | 48       | 7         | 55        |
| 30t)        | Kelce, K.C. (TE)         | 0        | 55        | 55        |
| 32)         | Olsen, Car. (TE)         | 0        | 54        | 54        |
| 33)         | Landry, Mia. (WR)        | 1        | 52        | 53        |
| 34t)        | Baldwin, Sea. (WR)       | 0        | 52        | 52        |
| <b>34t)</b> | <b>Garcon, Was. (WR)</b> | <b>0</b> | <b>52</b> | <b>52</b> |
| 36t)        | Beasley, Dal. (WR)       | 0        | 51        | 51        |
| 36t)        | A. Robinson, Jac. (WR)   | 0        | 51        | 51        |
| 36t)        | Snead, N.O. (WR)         | 0        | 51        | 51        |
| 39t)        | Benjamin, Car. (WR)      | 0        | 50        | 50        |
| 39t)        | Pryor, Cle. (WR)         | 2        | 48        | 50        |
| 39t)        | Rudolph, Min. (TE)       | 0        | 50        | 50        |
| 39t)        | Sanders, Den. (WR)       | 0        | 50        | 50        |
| 39t)        | Thomas, Den. (WR)        | 0        | 50        | 50        |
| 44t)        | Diggs, Min. (WR)         | 1        | 47        | 48        |
| 44t)        | Hill, Cin. (RB)          | 42       | 6         | 48        |
| 44t)        | Stewart, Car. (RB)       | 47       | 1         | 48        |
| 44t)        | Ty. Williams, S.D. (WR)  | 0        | 48        | 48        |
| 48t)        | Britt, L.A. (WR)         | 0        | 47        | 47        |
| 48t)        | Cooper, Oak. (WR)        | 0        | 47        | 47        |
| 48t)        | Tate, Det. (WR)          | 1        | 46        | 47        |



WEEK 17 / THROUGH SUNDAY, JANUARY 1, 2017

NFL / LEADING PUNTERS

| Rank       | Player, Team     | No        | Yards       | Lg        | Avg         | TB       | Blk      | Dwn      | OB       | Opp Ret   | In         | Net       |             |
|------------|------------------|-----------|-------------|-----------|-------------|----------|----------|----------|----------|-----------|------------|-----------|-------------|
| 1)         | McAfee, Ind.     | 55        | 2711        | 74        | 49.3        | 9        | 1        | 5        | 7        | 17        | 139        | 19        | 42.7        |
| 2)         | King, Oak.       | 81        | 3937        | 72        | 48.6        | 9        | 0        | 13       | 11       | 33        | 405        | 34        | 41.4        |
| 3)         | Martin, Det.     | 62        | 3010        | 63        | 48.5        | 3        | 0        | 7        | 3        | 35        | 210        | 23        | 44.2        |
| 4)         | Morstead, N.O.   | 57        | 2751        | 66        | 48.3        | 5        | 0        | 8        | 8        | 29        | 237        | 22        | 42.4        |
| 5)         | Hekker, L.A.     | 98        | 4680        | 78        | 47.8        | 1        | 0        | 11       | 11       | 35        | 152        | 51        | 46.0        |
| 6)         | Lechler, Hou.    | 72        | 3423        | 62        | 47.5        | 3        | 0        | 3        | 5        | 48        | 477        | 30        | 40.1        |
| 7)         | Bosher, Atl.     | 44        | 2060        | 68        | 46.8        | 1        | 0        | 5        | 1        | 21        | 209        | 21        | 41.6        |
| 8)         | Nortman, Jac.    | 77        | 3589        | 78        | 46.6        | 8        | 0        | 14       | 5        | 31        | 389        | 27        | 39.5        |
| 9)         | Huber, Cin.      | 78        | 3613        | 72        | 46.3        | 8        | 0        | 8        | 4        | 38        | 369        | 23        | 39.5        |
| 10)        | *Kaser, S.D.     | 59        | 2731        | 69        | 46.3        | 5        | 0        | 6        | 5        | 33        | 282        | 18        | 39.8        |
| 11)        | Wing, NY-G       | 93        | 4297        | 63        | 46.2        | 8        | 0        | 20       | 12       | 37        | 330        | 28        | 40.9        |
| 12)        | Anger, T.B.      | 70        | 3215        | 59        | 45.9        | 5        | 0        | 9        | 3        | 24        | 128        | 37        | 42.7        |
| 13)        | C. Jones, Dal.   | 58        | 2661        | 66        | 45.9        | 4        | 1        | 5        | 10       | 22        | 192        | 25        | 40.5        |
| 14)        | D. Jones, Phi.   | 63        | 2888        | 72        | 45.8        | 6        | 0        | 11       | 6        | 25        | 202        | 21        | 40.7        |
| 15)        | Koch, Bal.       | 80        | 3665        | 68        | 45.8        | 5        | 0        | 10       | 18       | 33        | 375        | 37        | 39.9        |
| 16)        | *Dixon, Den.     | 89        | 4068        | 68        | 45.7        | 6        | 0        | 12       | 6        | 40        | 271        | 28        | 41.3        |
| 17)        | Berry, Pit.      | 68        | 3100        | 64        | 45.6        | 3        | 1        | 9        | 11       | 28        | 269        | 25        | 40.2        |
| 18)        | Colquitt, Cle.   | 83        | 3761        | 65        | 45.3        | 2        | 0        | 9        | 4        | 45        | 376        | 22        | 40.3        |
| 19)        | Colquitt, K.C.   | 76        | 3427        | 64        | 45.1        | 9        | 0        | 6        | 4        | 30        | 157        | 38        | 40.7        |
| <b>20)</b> | <b>Way, Was.</b> | <b>49</b> | <b>2209</b> | <b>61</b> | <b>45.1</b> | <b>4</b> | <b>0</b> | <b>4</b> | <b>7</b> | <b>27</b> | <b>222</b> | <b>15</b> | <b>38.9</b> |
| 21)        | Allen, N.E.      | 72        | 3217        | 57        | 44.7        | 5        | 0        | 14       | 7        | 27        | 134        | 23        | 41.4        |
| 22)        | Darr, Mia.       | 90        | 3991        | 66        | 44.3        | 5        | 0        | 15       | 7        | 37        | 300        | 32        | 39.9        |
| 23)        | Kern, Ten.       | 77        | 3402        | 71        | 44.2        | 4        | 0        | 6        | 4        | 36        | 347        | 32        | 38.6        |
| 24)        | O'Donnell, Chi.  | 68        | 2994        | 67        | 44.0        | 5        | 0        | 5        | 5        | 22        | 282        | 24        | 38.4        |
| 25)        | Ryan, Sea.       | 71        | 3126        | 64        | 44.0        | 3        | 1        | 11       | 7        | 28        | 236        | 26        | 39.3        |
| 26)        | Pinion, S.F.     | 100       | 4402        | 65        | 44.0        | 4        | 0        | 11       | 4        | 40        | 345        | 28        | 39.8        |
| 27)        | Schum, G.B.      | 56        | 2420        | 65        | 43.2        | 4        | 0        | 7        | 11       | 16        | 151        | 19        | 39.1        |
| 28)        | *Edwards, NY-J   | 75        | 3236        | 59        | 43.1        | 4        | 1        | 8        | 6        | 35        | 319        | 24        | 37.3        |
| 29)        | Locke, Min.      | 74        | 3155        | 72        | 42.6        | 3        | 0        | 14       | 3        | 26        | 209        | 34        | 39.0        |
| 30)        | Schmidt, Buf.    | 75        | 3183        | 58        | 42.4        | 3        | 0        | 7        | 18       | 39        | 262        | 20        | 38.1        |

NFL / LEADING PUNTERS, NET AVERAGE

| Rank       | Player, Team     | No        | Yards       | Lg        | Avg         | TB       | Blk      | Dwn      | OB       | Opp Ret   | In         | Net       |             |
|------------|------------------|-----------|-------------|-----------|-------------|----------|----------|----------|----------|-----------|------------|-----------|-------------|
| 1)         | Hekker, L.A.     | 98        | 4680        | 78        | 47.8        | 1        | 0        | 11       | 11       | 35        | 152        | 51        | 46.0        |
| 2)         | Martin, Det.     | 62        | 3010        | 63        | 48.5        | 3        | 0        | 7        | 3        | 35        | 210        | 23        | 44.2        |
| 3)         | McAfee, Ind.     | 55        | 2711        | 74        | 49.3        | 9        | 1        | 5        | 7        | 17        | 139        | 19        | 42.7        |
| 4)         | Anger, T.B.      | 70        | 3215        | 59        | 45.9        | 5        | 0        | 9        | 3        | 24        | 128        | 37        | 42.7        |
| 5)         | Morstead, N.O.   | 57        | 2751        | 66        | 48.3        | 5        | 0        | 8        | 8        | 29        | 237        | 22        | 42.4        |
| 6)         | Bosher, Atl.     | 44        | 2060        | 68        | 46.8        | 1        | 0        | 5        | 1        | 21        | 209        | 21        | 41.6        |
| 7)         | Allen, N.E.      | 72        | 3217        | 57        | 44.7        | 5        | 0        | 14       | 7        | 27        | 134        | 23        | 41.4        |
| 8)         | King, Oak.       | 81        | 3937        | 72        | 48.6        | 9        | 0        | 13       | 11       | 33        | 405        | 34        | 41.4        |
| 9)         | *Dixon, Den.     | 89        | 4068        | 68        | 45.7        | 6        | 0        | 12       | 6        | 40        | 271        | 28        | 41.3        |
| 10)        | Wing, NY-G       | 93        | 4297        | 63        | 46.2        | 8        | 0        | 20       | 12       | 37        | 330        | 28        | 40.9        |
| 11)        | D. Jones, Phi.   | 63        | 2888        | 72        | 45.8        | 6        | 0        | 11       | 6        | 25        | 202        | 21        | 40.7        |
| 12)        | Colquitt, K.C.   | 76        | 3427        | 64        | 45.1        | 9        | 0        | 6        | 4        | 30        | 157        | 38        | 40.7        |
| 13)        | C. Jones, Dal.   | 58        | 2661        | 66        | 45.9        | 4        | 1        | 5        | 10       | 22        | 192        | 25        | 40.5        |
| 14)        | Colquitt, Cle.   | 83        | 3761        | 65        | 45.3        | 2        | 0        | 9        | 4        | 45        | 376        | 22        | 40.3        |
| 15)        | Berry, Pit.      | 68        | 3100        | 64        | 45.6        | 3        | 1        | 9        | 11       | 28        | 269        | 25        | 40.2        |
| 16)        | Lechler, Hou.    | 72        | 3423        | 62        | 47.5        | 3        | 0        | 3        | 5        | 48        | 477        | 30        | 40.1        |
| 17)        | Darr, Mia.       | 90        | 3991        | 66        | 44.3        | 5        | 0        | 15       | 7        | 37        | 300        | 32        | 39.9        |
| 18)        | Koch, Bal.       | 80        | 3665        | 68        | 45.8        | 5        | 0        | 10       | 18       | 33        | 375        | 37        | 39.9        |
| 19)        | *Kaser, S.D.     | 59        | 2731        | 69        | 46.3        | 5        | 0        | 6        | 5        | 33        | 282        | 18        | 39.8        |
| 20)        | Pinion, S.F.     | 100       | 4402        | 65        | 44.0        | 4        | 0        | 11       | 4        | 40        | 345        | 28        | 39.8        |
| 21)        | Huber, Cin.      | 78        | 3613        | 72        | 46.3        | 8        | 0        | 8        | 4        | 38        | 369        | 23        | 39.5        |
| 22)        | Nortman, Jac.    | 77        | 3589        | 78        | 46.6        | 8        | 0        | 14       | 5        | 31        | 389        | 27        | 39.5        |
| 23)        | Ryan, Sea.       | 71        | 3126        | 64        | 44.0        | 3        | 1        | 11       | 7        | 28        | 236        | 26        | 39.3        |
| 24)        | Schum, G.B.      | 56        | 2420        | 65        | 43.2        | 4        | 0        | 7        | 11       | 16        | 151        | 19        | 39.1        |
| 25)        | Locke, Min.      | 74        | 3155        | 72        | 42.6        | 3        | 0        | 14       | 3        | 26        | 209        | 34        | 39.0        |
| <b>26)</b> | <b>Way, Was.</b> | <b>49</b> | <b>2209</b> | <b>61</b> | <b>45.1</b> | <b>4</b> | <b>0</b> | <b>4</b> | <b>7</b> | <b>27</b> | <b>222</b> | <b>15</b> | <b>38.9</b> |
| 27)        | Kern, Ten.       | 77        | 3402        | 71        | 44.2        | 4        | 0        | 6        | 4        | 36        | 347        | 32        | 38.6        |
| 28)        | O'Donnell, Chi.  | 68        | 2994        | 67        | 44.0        | 5        | 0        | 5        | 5        | 22        | 282        | 24        | 38.4        |
| 29)        | Schmidt, Buf.    | 75        | 3183        | 58        | 42.4        | 3        | 0        | 7        | 18       | 39        | 262        | 20        | 38.1        |
| 30)        | *Edwards, NY-J   | 75        | 3236        | 59        | 43.1        | 4        | 1        | 8        | 6        | 35        | 319        | 24        | 37.3        |

**WEEK 17 / THROUGH SUNDAY, JANUARY 1, 2017**

**NFL / PUNT RETURN LEADERS**

| Rank      | Player, Team         | Ret       | FC        | Yards      | Avg         | Long       | TD       |
|-----------|----------------------|-----------|-----------|------------|-------------|------------|----------|
| 1)        | *Hill, K.C.          | 39        | 8         | 592        | 15.2        | 95t        | 2        |
| 2)        | Sherels, Min.        | 21        | 17        | 292        | 13.9        | 79t        | 2        |
| 3)        | Roberts, Det.        | 20        | 16        | 246        | 12.3        | 85t        | 2        |
| <b>4)</b> | <b>Crowder, Was.</b> | <b>27</b> | <b>15</b> | <b>328</b> | <b>12.1</b> | <b>85t</b> | <b>1</b> |
| 5)        | Tate, Buf.           | 26        | 14        | 301        | 11.6        | 43         | 0        |
| 6)        | Weems, Atl.          | 24        | 21        | 273        | 11.4        | 73         | 0        |
| 7)        | Humphries, T.B.      | 24        | 22        | 237        | 9.9         | 25         | 0        |
| 8)        | *Ervin, Hou.         | 27        | 23        | 261        | 9.7         | 57         | 0        |
| 9)        | *Richard, Oak.       | 34        | 5         | 306        | 9.0         | 47         | 0        |
| 10)       | Lockett, Sea.        | 29        | 22        | 243        | 8.4         | 62         | 0        |
| 11)       | Austin, L.A.         | 44        | 16        | 364        | 8.3         | 47         | 0        |
| 12)       | *Grant, Mia.         | 20        | 3         | 165        | 8.3         | 74t        | 1        |
| 13)       | Norwood, Den.        | 25        | 15        | 204        | 8.2         | 17         | 0        |
| 14)       | Mariani, Ten.        | 29        | 22        | 235        | 8.1         | 18         | 0        |
| 15)       | Whitehead, Dal.      | 25        | 6         | 195        | 7.8         | 39         | 0        |
| 16)       | Kerley, S.F.         | 21        | 36        | 158        | 7.5         | 26         | 0        |
| 17)       | Hester, Bal.         | 25        | 15        | 180        | 7.2         | 28         | 0        |
| 18)       | Ginn, Car.           | 29        | 24        | 202        | 7.0         | 19         | 0        |
| 19)       | *Erickson, Cin.      | 28        | 19        | 195        | 7.0         | 24         | 0        |
| 20)       | Greene, Jac.         | 21        | 5         | 131        | 6.2         | 42         | 0        |
| 21)       | Harris, NY-G         | 29        | 10        | 170        | 5.9         | 17         | 0        |

**NFL / KICKOFF RETURN LEADERS**

| Rank | Player, Team        | Ret | Yards | Avg  | Long | TD |
|------|---------------------|-----|-------|------|------|----|
| 1)   | Patterson, Min.     | 25  | 792   | 31.7 | 104t | 1  |
| 2)   | *Erickson, Cin.     | 29  | 810   | 27.9 | 84   | 0  |
| 3)   | Cunningham, L.A.    | 22  | 599   | 27.2 | 61   | 0  |
| 4)   | Lockett, Sea.       | 23  | 606   | 26.3 | 46   | 0  |
| 5)   | Harris, NY-G        | 22  | 533   | 24.2 | 46   | 0  |
| 6)   | Thompson, Chi.      | 35  | 804   | 23.0 | 64   | 0  |
| 7)   | Tate, Buf.          | 29  | 662   | 22.8 | 45   | 0  |
| 8)   | Roberts, Det.       | 33  | 747   | 22.6 | 42   | 0  |
| 9)   | Shepherd, Phi.-S.F. | 21  | 456   | 21.7 | 41   | 0  |
| 10)  | Mariani, Ten.       | 26  | 560   | 21.5 | 37   | 0  |

**WEEK 17 / THROUGH SUNDAY, JANUARY 1, 2017**

**NFL / LEADERS IN INTERCEPTIONS**

| Rank        | Player, Team            | Int      | Yards     | Avg         | Long      | TD       |
|-------------|-------------------------|----------|-----------|-------------|-----------|----------|
| 1)          | Hayward, S.D.           | 7        | 102       | 14.6        | 31        | 1        |
| 2t)         | Peters, K.C.            | 6        | 63        | 10.5        | 28        | 0        |
| 2t)         | Demps, Hou.             | 6        | 54        | 9.0         | 19        | 0        |
| 2t)         | Rodgers-Cromartie, NY-G | 6        | 28        | 4.7         | 28        | 0        |
| 5t)         | Gilmore, Buf.           | 5        | 135       | 27.0        | 49        | 0        |
| 5t)         | Rhodes, Min.            | 5        | 133       | 26.6        | 100t      | 1        |
| 5t)         | Clinton-Dix, G.B.       | 5        | 75        | 15.0        | 27        | 0        |
| 5t)         | Nelson, Oak.            | 5        | 74        | 14.8        | 40        | 0        |
| 5t)         | Collins, NY-G           | 5        | 72        | 14.4        | 44t       | 1        |
| 5t)         | Hicks, Phi.             | 5        | 41        | 8.2         | 34        | 0        |
| 11t)        | Berry, K.C.             | 4        | 98        | 24.5        | 42t       | 2        |
| 11t)        | Cooper, Ariz            | 4        | 95        | 23.8        | 60t       | 1        |
| 11t)        | Weddle, Bal.            | 4        | 92        | 23.0        | 53        | 0        |
| 11t)        | Coleman, Car.           | 4        | 57        | 14.3        | 37        | 1        |
| 11t)        | Mosley, Bal.            | 4        | 40        | 10.0        | 28        | 0        |
| 11t)        | Grimes, T.B.            | 4        | 37        | 9.3         | 31t       | 1        |
| 11t)        | Sherman, Sea.           | 4        | 37        | 9.3         | 31        | 0        |
| 11t)        | Butler, N.E.            | 4        | 28        | 7.0         | 21        | 0        |
| 11t)        | Tandy, T.B.             | 4        | 28        | 7.0         | 28        | 0        |
| 11t)        | Lippett, Mia.           | 4        | 0         | 0.0         | 0         | 0        |
| 21t)        | *D. Jones, Atl.         | 3        | 165       | 55.0        | 90t       | 2        |
| 21t)        | Jenkins, Phi.           | 3        | 98        | 32.7        | 64t       | 2        |
| 21t)        | *Boddy-Calhoun, Cle.    | 3        | 94        | 31.3        | 67        | 1        |
| 21t)        | Randall, G.B.           | 3        | 91        | 30.3        | 44        | 0        |
| 21t)        | Talib, Den.             | 3        | 86        | 28.7        | 46t       | 1        |
| 21t)        | Sorensen, K.C.          | 3        | 48        | 16.0        | 48t       | 1        |
| 21t)        | Taylor, Cle.            | 3        | 43        | 14.3        | 29        | 0        |
| <b>21t)</b> | <b>Norman, Was.</b>     | <b>3</b> | <b>38</b> | <b>12.7</b> | <b>35</b> | <b>0</b> |
| 21t)        | Stewart, Den.           | 3        | 36        | 12.0        | 25        | 0        |
| 21t)        | Davis, Car.             | 3        | 35        | 11.7        | 31        | 0        |
| <b>21t)</b> | <b>Breeland, Was.</b>   | <b>3</b> | <b>32</b> | <b>10.7</b> | <b>26</b> | <b>0</b> |
| 21t)        | Peterson, Ariz          | 3        | 27        | 9.0         | 25        | 0        |
| 21t)        | Jenkins, NY-G           | 3        | 26        | 8.7         | 23        | 0        |
| 21t)        | Orr, Bal.               | 3        | 23        | 7.7         | 14        | 0        |
| 21t)        | Iloka, Cin.             | 3        | 21        | 7.0         | 21        | 0        |
| 21t)        | Kirkpatrick, Cin.       | 3        | 21        | 7.0         | 21        | 0        |
| 21t)        | Butler, Ind.            | 3        | 19        | 6.3         | 19        | 0        |
| 21t)        | S. Williams, Cin.       | 3        | 14        | 4.7         | 13        | 0        |
| 21t)        | *Burns, Pit.            | 3        | 13        | 4.3         | 9         | 0        |
| 21t)        | Swearinger, Ariz        | 3        | 13        | 4.3         | 12        | 0        |
| 21t)        | Hyde, G.B.              | 3        | 11        | 3.7         | 11        | 0        |
| 21t)        | Haden, Cle.             | 3        | 9         | 3.0         | 9         | 0        |
| 21t)        | McLeod, Phi.            | 3        | 5         | 1.7         | 5         | 0        |
| 21t)        | Waynes, Min.            | 3        | 4         | 1.3         | 4         | 0        |
| 21t)        | Cox, Ten.               | 3        | 3         | 1.0         | 3         | 0        |
| 21t)        | Shazier, Pit.           | 3        | 0         | 0.0         | 0         | 0        |

**WEEK 17 / THROUGH SUNDAY, JANUARY 1, 2017**

**NFL / LEADERS IN SACKS**

| Rank        | Player, Team               | Sacks       |
|-------------|----------------------------|-------------|
| 1)          | Beasley, Atl. (LB)         | 15.5        |
| 2)          | Miller, Den. (LB)          | 13.5        |
| 3t)         | Alexander, Buf. (LB)       | 12.5        |
| 3t)         | M. Golden, Ariz (LB)       | 12.5        |
| 3t)         | Hunter, Min. (DE)          | 12.5        |
| 6t)         | Avril, Sea. (DE)           | 11.5        |
| 6t)         | Wake, Mia. (DE)            | 11.5        |
| 8t)         | Jones, Ariz (LB)           | 11.0        |
| <b>8t)</b>  | <b>Kerrigan, Was. (LB)</b> | <b>11.0</b> |
| 8t)         | Mack, Oak. (DE)            | 11.0        |
| 8t)         | Perry, G.B. (LB)           | 11.0        |
| 8t)         | Walden, Ind. (LB)          | 11.0        |
| 13t)        | *Bosa, S.D. (DE)           | 10.5        |
| 13t)        | Orakpo, Ten. (LB)          | 10.5        |
| 15t)        | Clark, Sea. (DE)           | 10.0        |
| 15t)        | Ford, K.C. (LB)            | 10.0        |
| 17)         | Addison, Car. (DE)         | 9.5         |
| 18t)        | Atkins, Cin. (DT)          | 9.0         |
| 18t)        | Morgan, Ten. (LB)          | 9.0         |
| <b>18t)</b> | <b>Murphy, Was. (DE)</b>   | <b>9.0</b>  |
| 21)         | Vernon, NY-G (DE)          | 8.5         |
| 22t)        | Campbell, Ariz (DE)        | 8.0         |
| 22t)        | Donald, L.A. (DT)          | 8.0         |
| 22t)        | Dunlap, Cin. (DE)          | 8.0         |
| 22t)        | Griffen, Min. (DE)         | 8.0         |
| 22t)        | Hyder, Det. (DE)           | 8.0         |
| 22t)        | Ingram, S.D. (LB)          | 8.0         |
| 22t)        | *Ngakoue, Jac. (DE)        | 8.0         |
| 22t)        | Ray, Den. (LB)             | 8.0         |
| 22t)        | Suggs, Bal. (LB)           | 8.0         |
| 31t)        | Jordan, N.O. (DE)          | 7.5         |
| 31t)        | Mercilus, Hou. (LB)        | 7.5         |
| 31t)        | Peppers, G.B. (LB)         | 7.5         |
| 31t)        | Robison, Min. (DE)         | 7.5         |
| 31t)        | Young, Chi. (LB)           | 7.5         |
| 36t)        | Flowers, N.E. (DE)         | 7.0         |
| 36t)        | *Floyd, Chi. (LB)          | 7.0         |
| 36t)        | Hicks, Chi. (DE)           | 7.0         |
| 36t)        | Irvin, Oak. (LB)           | 7.0         |
| 36t)        | McCoy, T.B. (DT)           | 7.0         |
| 36t)        | Pierre-Paul, NY-G (DE)     | 7.0         |
| 36t)        | L. Williams, NY-J (DT)     | 7.0         |
| 43t)        | Ayers, T.B. (DE)           | 6.5         |
| 43t)        | Cox, Phi. (DT)             | 6.5         |
| 43t)        | Fairley, N.O. (DT)         | 6.5         |
| 43t)        | Jackson, Jac. (DT)         | 6.5         |
| 47t)        | Brooks, S.F. (LB)          | 6.0         |
| 47t)        | *Buckner, S.F. (DE)        | 6.0         |
| 47t)        | Clowney, Hou. (DE)         | 6.0         |
| 47t)        | Hughes, Buf. (LB)          | 6.0         |
| 47t)        | Mayowa, Dal. (DE)          | 6.0         |
| 47t)        | Short, Car. (DT)           | 6.0         |

**WEEK 17 / THROUGH SUNDAY, JANUARY 1, 2017**

**NFL / FUMBLE RECOVERIES**

| Rank      | Player, Team         | TotRec   | OffRec   | DefRec   |
|-----------|----------------------|----------|----------|----------|
| 1)        | *Wentz, Phi.         | 7        | 7        | 0        |
| 2)        | Palmer, Ariz         | 6        | 6        | 0        |
| <b>3)</b> | <b>Cousins, Was.</b> | <b>5</b> | <b>5</b> | <b>0</b> |
| 4t)       | Alonso, Mia.         | 4        | 0        | 4        |
| 4t)       | Brady, N.E.          | 4        | 4        | 0        |
| 4t)       | Fitzpatrick, NY-J    | 4        | 4        | 0        |
| 4t)       | *Howard, Chi.        | 4        | 4        | 0        |
| 4t)       | Mercilus, Hou.       | 4        | 0        | 4        |
| 4t)       | Roethlisberger, Pit. | 4        | 4        | 0        |
| 4t)       | Wilson, Sea.         | 4        | 4        | 0        |
| 11t)      | Bradford, Min.       | 3        | 3        | 0        |
| 11t)      | Campbell, Ariz       | 3        | 0        | 3        |
| 11t)      | *Elliott, Dal.       | 3        | 3        | 0        |
| 11t)      | *Erickson, Cin.      | 3        | 3        | 0        |
| 11t)      | *Garnett, S.F.       | 3        | 3        | 0        |
| 11t)      | *Grant, Mia.         | 3        | 3        | 0        |
| 11t)      | Griffen, Min.        | 3        | 0        | 3        |
| 11t)      | Hester, Bal.         | 3        | 3        | 0        |
| 11t)      | Ivory, Jac.          | 3        | 3        | 0        |
| 11t)      | Kaepernick, S.F.     | 3        | 3        | 0        |
| 11t)      | Keenum, L.A.         | 3        | 3        | 0        |
| 11t)      | Keo, Den.-N.O.       | 3        | 1        | 2        |
| 11t)      | Luck, Ind.           | 3        | 3        | 0        |
| 11t)      | Mack, Oak.           | 3        | 0        | 3        |
| 11t)      | Peters, K.C.         | 3        | 0        | 3        |
| 11t)      | *Prescott, Dal.      | 3        | 3        | 0        |
| 11t)      | Rivers, S.D.         | 3        | 3        | 0        |
| 11t)      | Sorensen, K.C.       | 3        | 0        | 3        |
| 11t)      | Sproles, Phi.        | 3        | 3        | 0        |
| 11t)      | Tannehill, Mia.      | 3        | 3        | 0        |
| 11t)      | Taylor, Buf.         | 3        | 3        | 0        |
| 11t)      | *Thomas, N.O.        | 3        | 3        | 0        |
| 11t)      | Watford, Ariz        | 3        | 3        | 0        |
| 11t)      | Winston, T.B.        | 3        | 3        | 0        |

**WEEK 17 / THROUGH SUNDAY, JANUARY 1, 2017**

**NFL / OFFENSIVE FUMBLE RECOVERIES**

| Rank      | Player, Team         | Ret      | Yards    | Avg        | Long     | TD       |
|-----------|----------------------|----------|----------|------------|----------|----------|
| 1)        | *Wentz, Phi.         | 7        | 0        | 0.0        | 0        | 0        |
| 2)        | Palmer, Ariz         | 6        | 0        | 0.0        | 0        | 0        |
| <b>3)</b> | <b>Cousins, Was.</b> | <b>5</b> | <b>0</b> | <b>0.0</b> | <b>0</b> | <b>0</b> |
| 4t)       | Brady, N.E.          | 4        | 0        | 0.0        | 0        | 0        |
| 4t)       | Fitzpatrick, NY-J    | 4        | 0        | 0.0        | 0        | 0        |
| 4t)       | *Howard, Chi.        | 4        | 0        | 0.0        | 0        | 0        |
| 4t)       | Roethlisberger, Pit. | 4        | 0        | 0.0        | 0        | 0        |
| 4t)       | Wilson, Sea.         | 4        | 0        | 0.0        | 0        | 0        |
| 9t)       | *Thomas, N.O.        | 3        | 10       | 3.3        | 10       | 0        |
| 9t)       | Bradford, Min.       | 3        | 0        | 0.0        | 0        | 0        |
| 9t)       | *Elliott, Dal.       | 3        | 0        | 0.0        | 0        | 0        |
| 9t)       | *Erickson, Cin.      | 3        | 0        | 0.0        | 0        | 0        |
| 9t)       | *Garnett, S.F.       | 3        | 0        | 0.0        | 0        | 0        |
| 9t)       | *Grant, Mia.         | 3        | 0        | 0.0        | 0        | 0        |
| 9t)       | Hester, Bal.         | 3        | 0        | 0.0        | 0        | 0        |
| 9t)       | Ivory, Jac.          | 3        | 0        | 0.0        | 0        | 0        |
| 9t)       | Kaepernick, S.F.     | 3        | 0        | 0.0        | 0        | 0        |
| 9t)       | Keenum, L.A.         | 3        | 0        | 0.0        | 0        | 0        |
| 9t)       | *Prescott, Dal.      | 3        | 0        | 0.0        | 0        | 0        |
| 9t)       | Rivers, S.D.         | 3        | 0        | 0.0        | 0        | 0        |
| 9t)       | Sproles, Phi.        | 3        | 0        | 0.0        | 0        | 0        |
| 9t)       | Tannehill, Mia.      | 3        | 0        | 0.0        | 0        | 0        |
| 9t)       | Watford, Ariz        | 3        | 0        | 0.0        | 0        | 0        |
| 9t)       | Winston, T.B.        | 3        | 0        | 0.0        | 0        | 0        |
| 9t)       | Luck, Ind.           | 3        | -1       | -0.3       | 0        | 0        |
| 9t)       | Taylor, Buf.         | 3        | -3       | -1.0       | 0        | 0        |

**NFL / DEFENSIVE FUMBLE RECOVERIES**

| Rank       | Player, Team         | Ret      | Yards    | Avg        | Long     | TD       |
|------------|----------------------|----------|----------|------------|----------|----------|
| 1t)        | Mercilus, Hou.       | 4        | 7        | 1.8        | 5        | 0        |
| 1t)        | Alonso, Mia.         | 4        | 2        | 0.5        | 2        | 0        |
| 3t)        | Sorensen, K.C.       | 3        | 56       | 18.7       | 55       | 0        |
| 3t)        | Campbell, Ariz       | 3        | 53       | 17.7       | 53t      | 1        |
| 3t)        | Peters, K.C.         | 3        | 31       | 10.3       | 21       | 0        |
| 3t)        | Griffen, Min.        | 3        | 20       | 6.7        | 20t      | 1        |
| 3t)        | Mack, Oak.           | 3        | 1        | 0.3        | 1        | 0        |
| 8t)        | David, T.B.          | 2        | 53       | 26.5       | 53       | 0        |
| 8t)        | Davis, Car.          | 2        | 46       | 23.0       | 46t      | 1        |
| 8t)        | Ray, Den.            | 2        | 18       | 9.0        | 15t      | 1        |
| 8t)        | Mathis, Ind.         | 2        | 14       | 7.0        | 14t      | 1        |
| 8t)        | *Poole, Atl.         | 2        | 10       | 5.0        | 10       | 0        |
| 8t)        | Thompson, Car.       | 2        | 9        | 4.5        | 9t       | 1        |
| 8t)        | Robertson, N.O.      | 2        | 5        | 2.5        | 5        | 0        |
| 8t)        | Sendejo, Min.        | 2        | 5        | 2.5        | 3        | 0        |
| 8t)        | Horton, Car.         | 2        | 4        | 2.0        | 4        | 0        |
| 8t)        | Butler, N.E.         | 2        | 2        | 1.0        | 2        | 0        |
| 8t)        | *Clark, G.B.         | 2        | 2        | 1.0        | 2        | 0        |
| 8t)        | Kruger, N.O.         | 2        | 1        | 0.5        | 1        | 0        |
| 8t)        | Adams, Ind.          | 2        | 0        | 0.0        | 0        | 0        |
| 8t)        | Autry, Oak.          | 2        | 0        | 0.0        | 0        | 0        |
| 8t)        | P. Brown, Buf.       | 2        | 0        | 0.0        | 0        | 0        |
| 8t)        | *Buckner, S.F.       | 2        | 0        | 0.0        | 0        | 0        |
| <b>8t)</b> | <b>Compton, Was.</b> | <b>2</b> | <b>0</b> | <b>0.0</b> | <b>0</b> | <b>0</b> |
| 8t)        | T. Crawford, Dal.    | 2        | 0        | 0.0        | 0        | 0        |
| 8t)        | D. Jackson, Ind.     | 2        | 0        | 0.0        | 0        | 0        |
| 8t)        | Jefferson, Ariz      | 2        | 0        | 0.0        | 0        | 0        |
| 8t)        | Jones, Ariz          | 2        | 0        | 0.0        | 0        | 0        |
| 8t)        | Keo, Den.-N.O.       | 2        | 0        | 0.0        | 0        | 0        |
| 8t)        | McCoy, T.B.          | 2        | 0        | 0.0        | 0        | 0        |
| 8t)        | *Moore, Bal.         | 2        | 0        | 0.0        | 0t       | 1        |
| 8t)        | Nelson, Oak.         | 2        | 0        | 0.0        | 0        | 0        |
| 8t)        | Nelson, K.C.         | 2        | 0        | 0.0        | 0        | 0        |
| 8t)        | Orr, Bal.            | 2        | 0        | 0.0        | 0        | 0        |
| 8t)        | Richardson, NY-J     | 2        | 0        | 0.0        | 0        | 0        |
| 8t)        | *Sims, Ten.          | 2        | 0        | 0.0        | 0        | 0        |
| 8t)        | Stupar, N.O.         | 2        | 0        | 0.0        | 0        | 0        |
| 8t)        | Ward, Den.           | 2        | 0        | 0.0        | 0        | 0        |
| 8t)        | Wilber, Dal.         | 2        | 0        | 0.0        | 0        | 0        |
| 8t)        | R. Wilson, K.C.      | 2        | 0        | 0.0        | 0        | 0        |
| 8t)        | Worrilow, Atl.       | 2        | 0        | 0.0        | 0        | 0        |
| 8t)        | Flowers, N.E.        | 2        | -3       | -1.5       | 0        | 0        |

WEEK 17 / THROUGH SUNDAY, JANUARY 1, 2017

Team/Offense Rank (Within League)

| BAL | BUF | CIN | CLE | DEN | HOU | IND | JAX | KC  | MIA | NE  | NYJ | OAK | PIT | SD  | TEN | ARI     | ATL | CAR | CHI | DAL | DET | GB | LA | MIN | NO  | NYG | PHI | SF  | SEA | TB  | WAS |     |  |
|-----|-----|-----|-----|-----|-----|-----|-----|-----|-----|-----|-----|-----|-----|-----|-----|---------|-----|-----|-----|-----|-----|----|----|-----|-----|-----|-----|-----|-----|-----|-----|-----|--|
| 17  | 16  | 13  | 30  | 27  | 29  | 10  | 23  | 20  | 24  | 4   | 26  | 6   | 7   | 14  | 11  | TYGds/G | 9   | 2   | 19  | 15  | 5   | 21 | 8  | 32  | 28  | 1   | 25  | 22  | 31  | 12  | 18  | 3   |  |
| 24  | 15  | 18  | 27  | 26  | 31  | 14  | 25  | 16  | 7   | 6   | 20  | 10  | 8   | 13  | 11  | TYds/P  | 19  | 1   | 21  | 5   | 4   | 17 | 9  | 32  | 28  | 3   | 23  | 29  | 30  | 12  | 22  | 2   |  |
| 28  | 1   | 13  | 19  | 27  | 8   | 23  | 22  | 15  | 9   | 7   | 12  | 6   | 14  | 26  | 3   | RYGds/G | 18  | 5   | 10  | 17  | 2   | 30 | 20 | 31  | 32  | 16  | 29  | 11  | 4   | 25  | 24  | 21  |  |
| 21  | 1   | 23  | 2   | 28  | 19  | 22  | 17  | 16  | 8   | 25  | 14  | 10  | 15  | 26  | 4   | RshAvg  | 12  | 5   | 20  | 6   | 3   | 27 | 7  | 31  | 32  | 13  | 30  | 18  | 11  | 24  | 29  | 9   |  |
| 12  | 30  | 15  | 28  | 21t | 29  | 5t  | 20  | 19  | 26  | 4   | 27  | 13  | 5t  | 8   | 25  | PsYd/G  | 9   | 3   | 21t | 14  | 23  | 11 | 7  | 31  | 18  | 1   | 17  | 24  | 32  | 10  | 16  | 2   |  |
| 26  | 25  | 14  | 31  | 22  | 30  | 11  | 27  | 16  | 6   | 3   | 24  | 13  | 8   | 7   | 12  | PasAvg  | 23  | 1   | 20  | 10  | 5   | 15 | 17 | 32  | 21  | 4   | 19  | 28  | 29  | 9   | 18  | 2   |  |
| 18  | 9   | 7   | 19  | 11  | 25  | 22  | 21  | 8   | 27  | 1   | 32  | 3   | 20  | 30  | 15  | %HdInt  | 23  | 6   | 28  | 29  | 4   | 10 | 5  | 31  | 2   | 16  | 24  | 17  | 13  | 14  | 26  | 12  |  |
| 7   | 31  | 26  | 32  | 25  | 11  | 28  | 10  | 15  | 19  | 6   | 21  | 1   | 2   | 17  | 12  | Sac/PP  | 20  | 24  | 22  | 8   | 14  | 18 | 13 | 29  | 23  | 5   | 3   | 9   | 30  | 27  | 16  | 4   |  |
| 21  | 16  | 9   | 26  | 28  | 23t | 5t  | 19  | 23t | 31  | 5t  | 27  | 13  | 12  | 10t | 18  | ID/Gm   | 3   | 2   | 20  | 17  | 4   | 15 | 7  | 32  | 25  | 1   | 29  | 14  | 30  | 22  | 10t | 8   |  |
| 24  | 13  | 15  | 26  | 31  | 22  | 7   | 29  | 18t | 25  | 4   | 27  | 17  | 12  | 9   | 3   | 3D Eff  | 14  | 11  | 23  | 21  | 10  | 8  | 2  | 32  | 18t | 1   | 28  | 20  | 30  | 16  | 6   | 5   |  |
| 24t | 11  | 3   | 4   | 12  | 28  | 20t | 23  | 5   | 32  | 7   | 24t | 19  | 10  | 14t | 29t | 4D Eff  | 14t | 9   | 8   | 31  | 1   | 6  | 26 | 27  | 20t | 2   | 18  | 17  | 13  | 29t | 20t | 14t |  |
| 21  | 6   | 28  | 26  | 15  | 7   | 18  | 32  | 1   | 13  | 25  | 31  | 11  | 16  | 27  | 20  | PR Avg  | 30  | 5   | 24  | 19  | 23  | 3  | 14 | 22  | 8   | 9   | 29  | 2   | 10  | 17  | 12  | 4   |  |
| 12  | 19  | 3   | 28  | 11  | 29  | 4   | 8   | 9   | 5   | 27  | 15  | 22  | 17  | 30  | 26  | KR Avg  | 16  | 21  | 14  | 18  | 23  | 13 | 24 | 6   | 1   | 31  | 7   | 2   | 25  | 10  | 32  | 20  |  |
| 14  | 31  | 9   | 17  | 16  | 6   | 3   | 8   | 19  | 23  | 22  | 30  | 1   | 21  | 10  | 24  | GPntAV  | 32  | 7   | 15  | 25  | 18  | 2  | 28 | 5   | 29  | 4   | 11  | 13  | 26  | 27  | 12  | 20  |  |
| 18  | 30  | 21  | 14  | 9   | 16  | 3   | 22  | 12  | 17  | 7   | 31  | 8   | 15  | 19  | 28  | NPntAV  | 32  | 6   | 27  | 29  | 13  | 2  | 24 | 1   | 25  | 5   | 10  | 11  | 20  | 23  | 4   | 26  |  |
| 21  | 10t | 24  | 31  | 22  | 28t | 8   | 25  | 13  | 17  | 3   | 30  | 7   | 10t | 9   | 14  | Pts/Gm  | 6   | 1   | 15  | 28t | 5   | 20 | 4  | 32  | 23  | 2   | 26  | 16  | 27  | 18t | 18t | 12  |  |
| 1   | 30  | 24  | 28  | 17  | 15t | 7t  | 25  | 6   | 29  | 18t | 7t  | 20  | 13t | 22  | 4   | FG%     | 31  | 3   | 26  | 27  | 18t | 12 | 10 | 11  | 7t  | 21  | 2   | 15t | 13t | 5   | 32  | 23  |  |

Opponent/Defense Rank (Within League)

| BAL | BUF | CIN | CLE | DEN | HOU | IND | JAX | KC  | MIA | NE | NYJ | OAK | PIT | SD  | TEN | ARI     | ATL | CAR | CHI | DAL | DET | GB  | LA  | MIN | NO | NYG | PHI | SF  | SEA | TB | WAS |     |
|-----|-----|-----|-----|-----|-----|-----|-----|-----|-----|----|-----|-----|-----|-----|-----|---------|-----|-----|-----|-----|-----|-----|-----|-----|----|-----|-----|-----|-----|----|-----|-----|
| 7   | 19  | 17  | 31  | 4   | 1   | 30  | 6   | 24  | 29  | 8  | 11  | 26  | 12  | 16  | 20  | TYGds/G | 2   | 25  | 21  | 15  | 14  | 18  | 22  | 9   | 3  | 27  | 10  | 13  | 32  | 5  | 23  | 28  |
| 8   | 22  | 11  | 26  | 1   | 6   | 31  | 3   | 17  | 23  | 10 | 14  | 32  | 16  | 12  | 18  | TYds/P  | 2   | 21  | 19  | 15  | 13  | 27  | 28  | 9   | 5  | 30  | 7   | 20  | 29  | 4  | 25  | 24  |
| 5   | 29  | 21  | 31  | 28  | 12  | 25  | 19  | 26  | 30  | 3t | 11  | 23  | 13  | 10  | 2   | RYGds/G | 9   | 17  | 6   | 27  | 1   | 18  | 8   | 16  | 20 | 14  | 3t  | 15  | 32  | 7  | 22  | 24  |
| 5   | 28  | 23  | 29  | 18  | 13  | 30  | 6   | 24  | 31  | 8  | 4   | 25  | 19  | 7   | 12  | RshAvg  | 3   | 26  | 9   | 21  | 11  | 20  | 14  | 10  | 17 | 15  | 2   | 16  | 32  | 1  | 22  | 27  |
| 9   | 6   | 11  | 21  | 1   | 2   | 27  | 5   | 18  | 15  | 12 | 17  | 24  | 16  | 20  | 30  | PsYd/G  | 4   | 28  | 29  | 7   | 26  | 19  | 31  | 10  | 3  | 32  | 23  | 13  | 14  | 8  | 22  | 25  |
| 10  | 21  | 8   | 29  | 1   | 4   | 25  | 5   | 16  | 13  | 6  | 24  | 32  | 11  | 19  | 18  | PasAvg  | 3   | 12  | 20  | 17  | 14  | 27  | 30  | 9   | 2  | 31  | 7   | 22  | 28  | 15 | 26  | 23  |
| 1   | 15  | 8   | 23  | 14  | 19  | 31  | 32  | 4   | 10  | 18 | 29  | 6   | 17  | 2   | 22  | %HdInt  | 12  | 24  | 9   | 28  | 30  | 25  | 5   | 26  | 13 | 27  | 11  | 7   | 21  | 20 | 3   | 16  |
| 24  | 4   | 22  | 29  | 5   | 17  | 20  | 16  | 31  | 21  | 18 | 28  | 32  | 11  | 15  | 13  | Sac/PP  | 1   | 26  | 3   | 8   | 19  | 30  | 7   | 25  | 6  | 27  | 23  | 14  | 12  | 2  | 9   | 10  |
| 3t  | 24  | 18  | 31  | 9   | 1   | 27t | 8   | 25  | 26  | 3t | 12t | 12t | 11  | 21t | 15  | ID/Gm   | 2   | 29t | 19t | 14  | 21t | 23  | 19t | 16  | 7  | 27t | 5   | 6   | 29t | 10 | 17  | 32  |
| 2   | 19t | 17  | 30  | 5   | 11  | 25  | 8   | 27  | 4   | 7  | 19t | 16  | 23  | 18  | 6   | 3D Eff  | 13  | 26  | 10  | 22  | 15  | 31  | 24  | 9   | 14 | 28  | 3   | 19t | 29  | 12 | 1   | 32  |
| 25t | 5   | 15  | 30  | 7t  | 3   | 7t  | 13  | 16t | 20t | 10 | 1   | 4   | 18  | 25t | 19  | 4D Eff  | 14  | 29  | 27  | 28  | 23  | 7t  | 24  | 32  | 2  | 11  | 16t | 12  | 22  | 6  | 31  | 20t |
| 29  | 6   | 27  | 14  | 7   | 28  | 12  | 31  | 3   | 10  | 2  | 20  | 30  | 24  | 16  | 26  | PR Avg  | 21  | 25  | 23  | 18  | 5   | 22  | 1   | 8   | 11 | 19  | 9   | 17  | 15  | 4  | 13  |     |
| 10  | 17  | 19  | 13  | 7   | 27  | 12  | 11  | 29  | 8   | 3  | 24  | 6   | 30  | 28  | 18  | KR Avg  | 25  | 22  | 1   | 16  | 21  | 15  | 32  | 4   | 31 | 20  | 23  | 2   | 5   | 9  | 26  | 14  |
| 13  | 4   | 14  | 29  | 32  | 21  | 30  | 22  | 11  | 1   | 16 | 9   | 20  | 5   | 25  | 26  | GPntAV  | 15  | 31  | 28  | 17  | 6   | 8   | 2   | 12  | 18 | 27  | 23  | 24  | 7   | 3  | 10  | 19  |
| 16  | 2   | 19  | 26  | 31  | 14  | 27  | 30  | 1   | 3   | 21 | 28  | 9   | 7   | 23  | 18  | NPntAV  | 25  | 29  | 32  | 22  | 10  | 4   | 6   | 12  | 13 | 17  | 24  | 20  | 11  | 5  | 15  | 8   |
| 9   | 16t | 8   | 30  | 4   | 11  | 22  | 25  | 7   | 18  | 1  | 28  | 20  | 10  | 29  | 16t | Pts/Gm  | 14  | 27  | 26  | 24  | 5   | 13  | 21  | 23  | 6  | 31  | 2   | 12  | 32  | 3  | 15  | 19  |
| 4   | 31  | 21t | 1t  | 24  | 19  | 16t | 29  | 10  | 5   | 3  | 21t | 13t | 11  | 20  | 12  | FG%     | 26  | 18  | 8   | 32  | 7   | 13t | 30  | 25  | 23 | 28  | 16t | 15  | 27  | 1t | 6   | 9   |