



# 2014 WEEKLY GUIDE



WEEK 3  
REDSKINS AT EAGLES  
SEPT. 21, 2014







# WASHINGTON REDSKINS

## GAME RELEASE

21300 Redskin Park Drive | Ashburn, VA 20147 | 703.726.7000  
@Redskins | www.redskins.com | media.redskins.com



### REGULAR SEASON - WEEK 3

## WASHINGTON REDSKINS (1-1) at PHILADELPHIA EAGLES (2-0)

Sunday, Sept. 21 — 1 p.m. ET  
Lincoln Financial Field (69,144) — Philadelphia



## REDSKINS BEGIN NFC EAST PLAY SUNDAY IN PHILADELPHIA

The Washington Redskins will begin NFC East play in Week 3 as the team travels to Philadelphia for a tilt with the divisional rival Eagles. Kick-off at Lincoln Financial Field is scheduled for 1 p.m.

Sunday's game will represent a clash of top-ranked units, as the Redskins No. 1-ranked total defense (234.5 yards allowed per game) faces a Philadelphia offense that leads the league in yards per game (439.0).

Last week, the Redskins earned their first win of the season in dominating fashion, defeating the Jacksonville Jaguars, 41-10. The game featured a record performance from the Redskins' defense, which tied a 37-year-old franchise mark for most sacks in a single game (10). Washington had seven different players record at least a partial sack, among them linebacker Ryan Kerrigan, who tied a team record with four sacks.

The win last week was the first in the head coaching career of Redskins Head Coach Jay Gruden, who was asked after the game about earning his first win in front of a home crowd.

"It's great. Obviously, it's exciting and I'm trying to make this very habitual for our football team and get used to the feeling. Winning at home is very important," Gruden said. "It's a special day for me, personally, a special day for this team, getting out to a great start with a home victory."

## MEDIA CENTER

### REDSKINS PR:

Tony Wyllie	Senior Vice President	<a href="mailto:wylliet@redskins.com">wylliet@redskins.com</a>
Daniel Sampson	Asst. Director of Communications	<a href="mailto:sampsond@redskins.com">sampsond@redskins.com</a>
Ross Taylor	Communications Manager	<a href="mailto:taylorr@redskins.com">taylorr@redskins.com</a>
Susanna Nickell	Corporate Communications	<a href="mailto:nickells@redskins.com">nickells@redskins.com</a>

### MEDIA INFORMATION:

Media Guide and Online Media Portal: <http://redskins.1stroundmediagroup.com>

### MEDIA AVAILABILITY:

Wednesday (9/17): 11:15 a.m.: Open Locker Room  
1 p.m.: Practice  
Ben Kotwica available coming off the field following practice  
Jay Gruden available at the podium  
Philadelphia Eagles Conference Calls  
TBD: Head Coach Chip Kelly  
TBD: RB LeSean McCoy

Thursday (9/18): 11:15 a.m.: Open Locker Room  
1 p.m.: Practice  
Jim Haslett available coming off the field following practice  
Jay Gruden available at the podium

Friday (9/19): 11:10 a.m.: Practice  
Open Locker Room directly following practice  
Sean McVay available coming off the field following practice  
Jay Gruden available at the podium

Sunday (9/21): 1 p.m.: Washington Redskins at Philadelphia Eagles

## GAME CENTER

**SERIES HISTORY:** Redskins lead overall series, 81-72-5  
Redskins lead regular season series, 80-72-5  
Last meeting: Nov. 17, 2013 (24-16, PHI)

**TELEVISION:** FOX  
Joe Buck (play-by-play)  
Troy Aikman (color)  
Erin Andrews (sidelines)

**RADIO:** Redskins Radio Network  
Larry Michael (play-by-play)  
Sonny Jurgensen (color)  
Chris Cooley (analysis)  
Rick "Doc" Walker (sidelines)



## REDSKINS 2014 SCHEDULE/RESULTS

### PRESEASON

Date	Opponent	TV	Time/Result
Aug. 7 (Thu.)	vs. NEW ENGLAND PATRIOTS	NBC4/CSN	23-6 W
Aug. 18 (Mon.)	vs. CLEVELAND BROWNS	ESPN	24-23 W
Aug. 23 (Sat.)	at Baltimore Ravens	NBC4/CSN	23-17 L
Aug. 28 (Thu.)	at Tampa Bay Buccaneers	NBC4/CSN	24-10 W

### REGULAR SEASON

Date	Opponent	TV	Time/Result
Sept. 7	at Houston Texans	FOX	17-6 L
Sept. 14	vs. JACKSONVILLE JAGUARS	CBS	41-10 W
Sept. 21	at Philadelphia Eagles	FOX	1:00 p.m.
Sept. 25 (Thu.)	vs. NEW YORK GIANTS #	CBS	8:25 p.m.
Oct. 6 (Mon.)	vs. SEATTLE SEAHAWKS #	ESPN	8:30 p.m.
Oct. 12	at Arizona Cardinals	FOX	4:25 p.m.*
Oct. 19	vs. TENNESSEE TITANS	CBS	1:00 p.m.*
Oct. 27 (Mon.)	at Dallas Cowboys #	ESPN	8:30 p.m.
Nov. 2	at Minnesota Vikings	FOX	1:00 p.m.*
Nov. 9	BYE		
Nov. 16	vs. TAMPA BAY BUCCANEERS	FOX	1:00 p.m.*
Nov. 23	at San Francisco 49ers	CBS	4:25 p.m.*
Nov. 30	at Indianapolis Colts	FOX	1:00 p.m.*
Dec. 7	vs. ST. LOUIS RAMS	FOX	1:00 p.m.*
Dec. 14	at New York Giants	FOX	1:00 p.m.*
Dec. 20 (Sat.)	vs. PHILADELPHIA EAGLES	TBD	TBD
Dec. 28	vs. DALLAS COWBOYS	FOX	1:00 p.m.*

All times Eastern  
Home games **bolded**  
\* Subject to flexible scheduling

# Nationally televised  
Homecoming Game



## ALUMNI CENTER



Formally organized in 1958, the Washington Redskins Alumni Association was the first organization of its kind in the country. The organization spearheaded the alumni movement among former professional football players and was the model for other alumni groups that later formed in all NFL cities. Now entering its 56th year, the Alumni Association continues to celebrate those who have contributed to more than eight decades of Redskins football dating back to the team's inception in 1932.

The primary objectives of the Redskins Alumni are promoting a continuing interest in current and past players of the Washington Redskins, as well as promoting and fostering interest and funding for charitable purposes. With respect to the latter, the alumni conduct fundraising events to raise money that can be donated to charitable organizations or used in other ways to help improve the quality of life for youth in the Greater Washington community.

Today, Redskins alumni continue to make their presence known throughout the community. As a very active chapter of the NFL Alumni Association, their motto is "Caring for Kids." In addition to the numerous events and appearances Redskins Alumni participate in throughout the year, they hold two major fundraising events of their own — the Redskins Alumni Charity Golf Classic, now in its 36th year, and the annual Washington Redskins Welcome Home Luncheon, now in its 53rd year.

The alumni have an office at Redskins Park and can be reached at 703-726-7488. Since his arrival in Washington in December of 2009, President/General Manager Bruce Allen has made it a priority to build a bridge to the franchise's historic past. During the Redskins' NFC East title-winning season in 2012, that mission came to the forefront as the team celebrated its 80th anniversary.

"This year, the Washington Redskins will be celebrating our 80th anniversary season. I'm proud to be with the franchise in our nation's capital, one with such a rich tradition and gloried past on and off the field," Allen said in a July 2012 column filling in for *Sports Illustrated's* Peter King. "The current Redskins players, coaches, fans and staff owe a big debt of gratitude to the people who have made the Redskins one of the flagship franchises in sports."

Throughout the 2012 offseason, the Redskins traversed the Washington D.C./Maryland/Virginia area as part of the team's 'Thank You Tour,' which brought players, coaches, alumni, cheerleaders, team officials and more to fans throughout the entire region to help celebrate the team's historic heritage.

That heritage continues to be honored amongst the game's elite, as in August 2011, former Redskin great Chris Hanburger was enshrined in the Pro Football Hall of Fame in Canton, Ohio. He was presented by his son, Chris. Hanburger was voted into the Hall after being a nominee of the seniors committee. In all, he waited 28 years to be elected.

Hanburger joined Darrell Green (2008), Art Monk (2008) and Russ Grimm (2010) to make four players who spent the majority of their careers with the Redskins to earn the honor in the past five years. In addition, former Redskins Bruce Smith (2009) and Deion Sanders (2011) have also been elected over that time. Hanburger said of his election to the Hall of Fame: "It's wonderful, I'm overwhelmed. It's just such a tremendous honor to even be nominated, let alone be voted in. You have to think about all of the men that played before I did, certainly the men that I played with and against, and then you look at the guys playing now. It's just a select few that make it in. I was fortunate to play with players on the Redskins defense that made it all work for me."

On Aug. 22, the Washington Redskins Charitable Foundation and Redskins Alumni Association held the 53<sup>rd</sup> annual Welcome Home Luncheon at the Gaylord National Resort and Convention Center in National Harbor, Md.



The annual event celebrates the burgundy and gold and kicks off each football season with Redskins players, coaches and alumni.

The Redskins Welcome Home Luncheon is annually the only event where fans and corporate partners have the chance to spend time with the entire Redskins team. Each table is guaranteed at least one player or coach seated with the attendees. Proceeds from the event benefit the youth programs of the Washington Redskins Charitable Foundation and Redskins Alumni Association.

The Redskins used the 2014 event to honor their players for contributions both on and off the field. Tackle Trent Williams earned the 2013 Bobby Mitchell Offensive Player of the Year award, cornerback DeAngelo Hall earned the 2013 Sam Huff Defensive Player of the Year award, quarterback Robert Griffin III won the 2013 Redskins Salute Award for his efforts with the military, and running back Alfred Morris accepted the 2013 Community Service Award. Furthermore, Allen used the luncheon to announce that Super Bowl XXVI MVP Mark Rypien will become the 46th inductee into the Redskins Ring of Fame later this season.

Also among the Redskins Alumni Association's premier events is the team's annual Homecoming celebration, which the Redskins hosted in 2013 during the team's Week 9 win against San Diego. Not including staff and coaches, former players in attendance at various events throughout the weekend accounted for more than 600 seasons of Redskins service, 98 Super Bowl appearances and 56 Super Bowl wins. The team welcomed back 32 of the 80 Greatest Redskins, 19 Ring of Fame members and six Pro Football Hall of Famers as part of the celebration. The team wore their throwback uniforms, a modern interpretation of the ones worn by the franchise during their first year in Washington in 1937, when rookie quarterback Sammy Baugh led the Redskins to their first world championship. This season's Homecoming Weekend is scheduled for the weekend leading up to the Redskins' Oct. 19 date with the Tennessee Titans.

## CHAMPIONSHIP LEGACY

*The Washington Redskins' five World Championships are tied for fifth-most in NFL history.*

Franchise	Total	SB	NFL/AFL
1. Green Bay Packers	13	4	9
2. Chicago Bears	9	1	8
3. New York Giants	8	4	4
4. Pittsburgh Steelers	6	6	0
<b>5t. Washington Redskins</b>	<b>5</b>	<b>3</b>	<b>2</b>
5t. Dallas Cowboys	5	5	0
5t. San Francisco 49ers	5	5	0
8t. Detroit Lions	4	0	4
8t. Baltimore/Indianapolis Colts	4	2	2
8t. Cleveland Browns	4	0	4

*Combined NFL/AFL Championships (1920-66) and Super Bowls (1967-2013)*



## WHAT TO WATCH FOR THIS WEEK

- The Redskins winning their NFC East opener for the first time since 2011 (28-14 vs. New York Giants).
- The Redskins getting out to a 2-1 start after three weeks for the first time since 2011.
- The Redskins maintaining their perch as the No. 1-ranked total defense in the NFL (234.5 yards allowed per game).
- The Redskins posting five sacks to match the best two-game sack total in team history (15), set previously in Weeks 3-4 of the 1973 season (eight at PHI, seven vs. DAL).
- The Redskins returning to action after their 17th win of 30 points or more since the 1970 merger.
- The Redskins finishing consecutive games with zero turnovers for the first time since doing so in three straight games from Weeks 8-11 of the 2012 season.
- The Redskins posting 400 offensive yards for a second consecutive game for the first time since doing so in three straight games from Weeks 9-11 last season (500 vs. SD, 433 at MIN, 427 at PHI).
- The Redskins exceeding 175 rushing yards in consecutive games for the first time since doing so in three straight games from Weeks 9-11 last season (209 vs. SD, 191 at MIN, 191 at PHI).
- The Redskins recording another 40-point performance to score 40 in consecutive games for the first time since Weeks 11-12 of the 1991 season.
- The Redskins accumulating 30 first downs in a game for a second time in a single season for the first time in records dating back to 1991.
- The Redskins throwing zero interceptions in the first three games of a season for the first time since 2008.
- The Redskins holding an opponent to 20 points or fewer for a fourth straight game, dating back to last season. It would mark the first time the Redskins had held opponents to that mark in four straight games since accomplishing the feat across five games from Weeks 3-6 in 2009.
- Quarterback **Kirk Cousins** passing for 250 yards and/or throwing multiple touchdown passes in consecutive games for the first time in his career.
- Kicker **Kai Forbath** improving upon his current streak of 16 consecutive made field goal attempts, dating back to last season. His career-best streak is 17, set to open his career in 2012.
- Cornerback **DeAngelo Hall** intercepting a pass to give him 24 interceptions as a member of the Redskins, which would tie him with Ken Houston for ninth-most in team history.
- **Hall** returning a fumble for a touchdown to tie Jessie Tuggle for the second-most in NFL history (five). Hall's four career fumble return touchdowns are currently tied for third in NFL history with Bill Thompson, Derrick Thomas, Keith Bulluck and Ronde Barber.
- **Hall** returning a fumble for a touchdown to become the first player in NFL history with five fumble returns for touchdowns and five interception returns for touchdowns.
- Defensive end **Jason Hatcher** recording 1.5 sacks to reach 30.0 career sacks.
- Linebacker **Ryan Kerrigan** attempting to repeat his team-record-tying four-sack performance from last week. No NFL player has posted consecutive four-sack games since the NFL made sacks an official stat in 1982.
- **Kerrigan** (28.5) recording a sack to pass Bruce Smith (29.0) for eighth on the Redskins' all-time sack list.
- **Kerrigan** continuing to lead the NFL in sacks.

## 140 CHEAT SHEET

*Three notes of interest this week in 140 characters or less:*

1. Through two weeks, the @Redskins rank No. 1 in the NFL in total defense (234.5) and fourth in points allowed per game (13.5).
2. After four sacks last week, @RyanKerrigan91 now has 28.5 career sacks and is a half-sack from tying Bruce Smith for 8th in team history.
3. With 8 rec. for 99 yards last week, @Niles\_Paul84 has already set career highs for receptions (12) and receiving yards (185) this season.

• Running back **Alfred Morris** (3,064) gaining 49 yards to pass Don Bosseler (3,112) for 10th on the team's all-time rushing yardage list. Morris can also pass Ladell Betts (3,176) for ninth on the list with a 113-yard performance.

• **Morris** (22) chasing No. 8 Cliff Battles (23) and No. 7 Earnest Byner (25) on the team's all-time rushing touchdowns list.

• **Morris** rushing for 100 yards for the first time this season and the 11th time in his career.

• Wide receiver **Santana Moss** scoring a touchdown to tie former teammate Clinton Portis for ninth-most total touchdowns in team history (49).

• Tight end **Niles Paul** adding to his 12 receptions and 185 receiving yards this season, already single-season career highs.

• Linebacker **Brian Orakpo** (40.5) chasing No. 4 Ken Harvey (41.5) and No. 3 Monte Coleman (43.5) on the team's all-time sack list.

• Punter **Tress Way** recording a 60-yard punt to become the first Redskins punter to record a 60-yard punt in three games in a single season since Matt Turk (five in 1998).

• Fullback **Darrel Young** scoring a touchdown in a third consecutive game for the first time in his career.

## A WIN WOULD...

- ... make the Redskins 2-1 this season.
- ... be the first divisional victory in the NFL head coaching career of Head Coach Jay Gruden.
- ... give the Redskins wins in consecutive games for the first time since winning seven straight to conclude the 2012 season.
- ... be the Redskins' first win in an NFC East opener since 2010.
- ... represent the Redskins' 82nd all-time victory against the Eagles, the most against any opponent.
- ... improve the Redskins to 41-37-2 against the Eagles in Philadelphia.
- ... give the Redskins wins at Lincoln Financial Field in two of the last three seasons for the first time since the 2008-10 seasons.

## ALL-TIME WINS

*The Redskins have the fifth-most victories in NFL history, including both regular season and postseason play.*

Franchise (Founded)	Total Wins
1. Chicago Bears (1920)	748
2. Green Bay Packers (1921)	729
3. New York Giants (1925)	685
4. Pittsburgh Steelers (1933)	603
5. Washington Redskins (1932)	589



## HEAD COACH JAY GRUDEN

Jay Gruden was named the 29th head coach of the Washington Redskins on January 9, 2014.

Excluding interim coaches, Gruden, 46 at the time of his hiring, became the team's youngest head coaching hire since hiring eventual Pro Football Hall of Famer Joe Gibbs at 40 years of age in 1981. He became the first Redskins coach hired directly from an offensive coordinator role on another team since Norv Turner in 1994.

Before joining the Redskins, Gruden spent his previous three seasons as offensive coordinator for the Cincinnati Bengals. In his tenure in Cincinnati, the Bengals averaged 10 wins a season, making three consecutive playoff appearances and earning an AFC North championship in 2013. Members of the Bengals' offense accounted for seven Pro Bowl selections in his three seasons in Cincinnati.

Gruden was tasked with the development of quarterback Andy Dalton, a 2011 second-round pick. In three seasons together, Gruden helped Dalton to a 30-18 regular season record as a starter (.625), as Dalton's 30 wins in that time frame ranked tied for fifth-most among NFL quarterbacks. Dalton's 80 passing touchdowns rank third-most in NFL history for a quarterback in his first three seasons, trailing only Dan Marino (98) and Peyton Manning (85).

Prior to joining the Bengals, Gruden served two years with the Florida Tuskers of the United Football League from 2009-10. In 2009, Gruden served as offensive coordinator under current Redskins defensive coordinator Jim Haslett as the Tuskers compiled a 6-0 regular season record and earned a UFL championship game berth. In 2010, he assumed the roles of head coach and general manager and led the Tuskers to their second consecutive championship game appearance.

Gruden coached for seven seasons (2002-08) with the Tampa Bay Buccaneers, earning a Super Bowl championship ring as an offensive assistant in 2002. There he worked under his brother, Jon, then the Bucs' head coach, and current Redskins Executive Vice President/General Manager Bruce Allen, the Bucs' general manager from 2004-08. Gruden helped guide the Buccaneers to the team's first league championship, a 48-21 victory in Super Bowl XXXVII.

Gruden also ranks among the most outstanding players and coaches in the history of the Arena Football League, having won six combined league championships – four as a quarterback and two as a head coach. Gruden played quarterback (2002-03) and served as head coach (2004-08) of the AFL's Orlando Predators, all while simultaneously working as an offensive assistant with the Buccaneers. In all, Gruden served as head coach of the Predators for nine seasons (1998-2001 and 2004-08), leading the Predators to four championship game appearances and two league titles as a coach. During a two-year hiatus from coaching the Predators in 2002-03, he returned to the playing field as Orlando's quarterback, leading the Predators to playoff appearances in both seasons.

In his eight seasons as a player in the AFL, Gruden completed 1,673-of-2,775 passes (60.3 percent) for 21,578 yards with 398 touchdowns and 99 interceptions. In addition to his time with Orlando, he spent six seasons (1991-96) at quarterback for the Tampa Bay Storm, winning four AFL titles and being named MVP of ArenaBowl VII in 1993. He was also named the 1992 AFL Most Valuable Player and was honored with induction into the AFL Hall of Fame in 1999.

Gruden played quarterback for four seasons for former Redskins draft pick Howard Schnellenberger at the University of Louisville (1985-88) and was a two-time team MVP.

Gruden was born March 4, 1967 in Tiffin, Ohio. He and his wife, Sherry, have three sons — J.J., Joey and Jack.



Jay Gruden, 46 at the time of his hiring, became the youngest head coach hired by the Redskins on a non-interim basis since the team hired 40-year-old Joe Gibbs in 1981.

### GRUDEN FOOTBALL TIMELINE

1985-88:	Quarterback, University of Louisville
1989:	Student Assistant, University of Louisville
1990:	Quarterback, Barcelona Dragons and Sacramento Surge ^
1990-91:	Graduate Assistant, University of Louisville
1991-96:	Quarterback, Tampa Bay Storm (AFL)
1997:	Offensive Coordinator, Nashville Kats (AFL)
1998-2001:	Head Coach, Orlando Predators (AFL)
2002-08*:	Offensive Assistant, Tampa Bay Buccaneers
2002-03*:	Quarterback, Orlando Predators
2004-08*:	Head Coach, Orlando Predators
2009:	Offensive Coordinator, Florida Tuskers (UFL)
2010:	Head Coach, Florida Tuskers
2011-13:	Offensive Coordinator, Cincinnati Bengals
2014:	Head Coach, Washington Redskins

^ World League of American Football

\* Held jobs concurrently



## THE GRUDEN FILE

### GRUDEN BY THE NUMBERS

<b>21,578</b>
Career passing yards in the AFL
<b>4,778</b>
Career postseason passing yards in the AFL, third-most all-time
<b>4,136</b>
Passing yards by the 2013 Bengals, a team record
<b>1999</b>
Year of induction into the AFL Hall of Fame
<b>430</b>
Points scored by the 2013 Bengals, third-most in Cincinnati history
<b>398</b>
Career AFL passing touchdowns
<b>84.0</b>
Percentage of goal-to-go drives culminating in TDs for the 2013 Bengals, tops in the NFL
<b>80</b>
Andy Dalton passing TDs under Gruden, third-most in an NFL player's first three years
<b>13</b>
Combined years as a quarterback in the NCAA, WLAF and AFL
<b>10</b>
NFL seasons coaching with the Buccaneers (2002-08) and Bengals (2011-13)
<b>6</b>
Arena Bowl championships (four as a player, two as a coach)
<b>5</b>
NFL teams, including Gruden's Bengals, to make three playoff appearances from 2011-13
<b>4</b>
Ranking by the AFL on its 2012 list of the league's 25 Greatest Players

### REDSKINS COACHING HISTORY

The Washington Redskins have had 28 different head coaches preside over 29 head coaching tenures in team history.

1.	Lud Wray	1932
2.	Lone Star Dietz	1933-34
3.	Eddie Casey	1935
4.	<b>Ray Flaherty</b>	<b>1936-42</b>
5.	Arthur "Dutch" Bergman	1943
6.	Dudley DeGroot	1944-45
7.	<b>A.G. "Turk" Edwards</b>	<b>1946-48</b>
8.	John Whelchel	1949
9.	Herman Ball	1949-51
10.	Dick Todd	1951 (Interim)
11.	<b>Earl "Curly" Lambeau</b>	<b>1952-53</b>
12.	Joe Kuharich	1954-58
13.	Mike Nixon	1959-60
14.	Bill McPeak	1961-65
15.	<b>Otto Graham</b>	<b>1966-68</b>
16.	<b>Vince Lombardi</b>	<b>1969</b>
17.	Bill Austin	1970
18.	<b>George Allen</b>	<b>1971-77</b>
19.	Jack Pardee	1978-80
20.	<b>Joe Gibbs**</b>	<b>1981-92</b>
21.	Richie Petitbon	1993
22.	Norv Turner	1994-2000
23.	Terry Robiskie	2000 (Interim)
24.	Marty Schottenheimer	2001
25.	Steve Spurrier	2002-03
26.	<b>Joe Gibbs**</b>	<b>2004-07</b>
27.	Jim Zorn	2008-09
28.	Mike Shanahan	2010-13
29.	Jay Gruden	2014

Pro Football Hall of Famers **bolded and italicized**.

\*\* Considered both the 20th and 26th head coach in franchise history

### AFL HALL OF FAMER - CAREER STATS

Year	Team	PASSING							RUSHING		
		Comp	Att	Pct	Yds	Rating	TD	Int	Att	Yds	TD
1991	Tampa Bay Storm	127	199	63.8	1504	96.4	26	11	17	55	2
1992	Tampa Bay Storm	188	305	61.6	2568	107.6	50	15	13	37	0
1993	Tampa Bay Storm	187	312	59.9	2526	99.9	41	14	15	15	1
1994	Tampa Bay Storm	206	368	56.0	2622	98.1	49	12	9	32	2
1995	Tampa Bay Storm	198	352	56.3	2787	100.2	45	11	20	7	0
1996	Tampa Bay Storm	274	443	61.9	3616	114.0	70	14	8	-14	0
2002	Orlando Predators	310	501	61.9	3621	101.1	68	20	7	-4	0
2003	Orlando Predators	183	295	62.0	2334	123.5	49	2	3	2	0
<b>TOTAL</b>		<b>1673</b>	<b>2775</b>	<b>60.3</b>	<b>21578</b>	<b>105.7</b>	<b>398</b>	<b>99</b>	<b>92</b>	<b>130</b>	<b>5</b>

**HONORS:** Most Valuable Player (1992), First-Team All-Arena (1992), All-Star Game (1993), First-Team All-Arena (1995), 10th Anniversary Team (1996), AFL Hall of Fame Inductee (1999), All-ArenaBowl Team (1999), Second-Team 15th Anniversary Team (2001), 20 Greatest Players - No. 4 (2006), 25 Greatest Players - No. 4 (2012)

**ARENABOWL APPEARANCES:** ArenaBowl V Champion (Quarterback, Tampa Bay Storm, 1991), ArenaBowl VII Champion\* (Quarterback, Tampa Bay Storm, 1993), ArenaBowl IX Champion (Quarterback, Tampa Bay Storm, 1995), ArenaBowl X Champion (Quarterback, Tampa Bay Storm, 1996), ArenaBowl XII Champion (Head Coach, Orlando Predators, 1998), ArenaBowl XIII Runner-up (Head Coach, Orlando Predators, 1999), ArenaBowl XIV Champion (Head Coach, Orlando Predators, 2000), ArenaBowl XX Runner-up (Head Coach, Orlando Predators, 2006)

\* Named ArenaBowl VII Most Valuable Player

**AFL COACHING RECORD:** 93-61 (.604)





## LEAGUE LEADERS



### Redskins Offense

- Ranks first in the NFL in completion percentage (72.6%)
- Ranks first in the NFL total offensive touches (118)
- Ranks first in the NFL in 10+ yard rushes (11)
- Ranks tied for first in the NFL in rushing touchdowns (4)
- Ranks tied for first in the NFL in lowest interception percentage (0.0%)
- Ranks tied for second in the NFL in first downs per game (26.0)
  - Ranks tied for second in the NFL in first downs rushing (19)
  - Ranks second in the NFC and third in the NFL in rushing yards per game (161.0)
  - Ranks second in the NFC and third in the NFL in time of possession (34:58)
  - Ranks fourth in the NFC and fifth in the NFL in total yards on first-down plays (391)
  - Ranks fourth in the NFC and fifth in the NFL in total net yards per game (410.5)
  - Ranks tied for fourth in the NFC and tied for fifth in the NFL in touchdowns (6)
  - Ranks second in the NFC and sixth in the NFL in rush attempts per game (32.5)
  - Ranks third in the NFC and sixth in the NFL in passer rating (103.4)
  - Ranks fourth in the NFC and sixth in the NFL in pass completions per game (26.5)
  - Ranks tied for fifth in the NFC in yards per play (5.7)

### Redskins Defense

- Ranks first in the NFL in lowest total net yards allowed (234.5)
- Ranks first in the NFL in sacks (10)
- Ranks first in the NFL in least first downs passing allowed (12)
- Ranks first in the NFL in least pass completions allowed per game (14.0)
  - Ranks first in the NFL in highest sacked per passing play percentage (16.7%)
  - Ranks first in the NFL in least yards allowed per play on first-down plays (2.93)
  - Ranks first in the NFL in least offensive touches allowed (72)
  - Ranks tied for first in the NFL in least rushing touchdowns allowed per game (0)
  - Ranks tied for first in the NFL in lowest red zone touchdown percentage allowed (0.0%)
  - Ranks first in the NFC and second in the NFL in sack yardage (70)
  - Ranks second in the NFL in least first-down plays yardage allowed (120)
    - Ranks second in the NFL in lowest 10+ yard rushes percentage allowed (4.5%)
    - Ranks first in the NFC and tied for second in the NFL in net passing yards allowed per game (164.5)
    - Ranks second in the NFC and tied for second in the NFL in longest rush allowed (12 yards)
    - Ranks tied for second in the NFL in least first downs rushing allowed (7)
      - Ranks tied for second in the NFL in least 10+ yard rushes allowed (2)
      - Ranks second in the NFC and third in the NFL in pass attempts allowed per game (25.0)
        - Ranks first in the NFC and fourth in the NFL in lowest completion percentage allowed (56.0)
        - Ranks second in the NFC and fourth in the NFL in points allowed per game (13.5)
          - Ranks third in the NFC and fourth in the NFL in rushing yards allowed per game (70.0)
            - Ranks tied for second in the NFC and tied for fourth in the NFL in least passing touchdowns allowed (2)
            - Ranks fourth in the NFC and fifth in the NFL in lowest yards per rush allowed (3.18)

- Ranks fourth in the NFC in rush attempts allowed per game (22.0)
- Ranks fifth in the NFC in lowest third down percentage allowed (37.0%)

### Redskins Special Teams

- Ranks first in the NFL in punt return yards (95)
- Ranks first in the NFC and tied for first in the NFL in punt returns (9)
- Ranks second in the NFC and third in the NFL in punt return long (37 yards)
  - Ranks tied for third in the NFC and tied for sixth in the NFL in kick return average (28.0)
  - Ranks fourth in the NFC and eighth in the NFL in punt return average (10.6)
  - Ranks tied for fifth in the NFC and tied for eighth in the NFL in longest punt (61 yards)

### Redskins Players

- Kirk Cousins and Robert Griffin III rank tied for first in the NFL in lowest interception percentage (0.0%)
- Cousins ranks second in the NFC and fourth in the NFL in passer rating (109.4)
  - Cousins ranks third in the NFC and fifth in the NFL in percentage of pass attempts thrown for touchdowns (6.1%)
  - Kai Forbath ranks tied for first in the NFL in field goal percentage (100.0)
    - Griffin III ranks first in the NFL in completion percentage (77.5%)
    - Ryan Kerrigan leads in the NFL in sacks (4)
      - Kerrigan ranks third in the NFC and third in the NFL in sack yardage (23)
        - Kerrigan ranks tied for third in the NFC and tied for sixth in the NFL in forced fumbles (1)
        - Alfred Morris ranks second in the NFC and third in the NFL in rushing yards (176)
          - Morris ranks tied for second in the NFC and tied for second in the NFL in rushing touchdowns (2)
            - Morris ranks third in the NFC and fifth in the NFL in rushing attempts (36)
              - Morris ranks third in the NFC and tied for third in the NFL in rushing first downs (10)
                - Morris ranks tied for fifth in the NFC and tied for seventh in the NFL in carries of 10 or more yards (4)
                  - Morris and Darrel Young rank tied for fifth in the NFC and tied for seventh in the NFL in total touchdowns (2)
                    - Niles Paul ranks tied for second in the NFC and tied for fourth in the NFL in receptions of 25 or more yards (2)
                      - Paul ranks fifth in the NFC and tied for seventh in the NFL in receiving yards (185)
                        - Andre Roberts ranks first in the NFL in punt return yards (95)
                          - Roberts ranks first in the NFC and tied for first in the NFL in punt returns (9)
                            - Andre Roberts ranks third in the NFC and seventh in the NFL in average punt return (10.6)
                              - Roberts ranks third in the NFC and fifth in the NFL in longest punt return (37)
                                - Roberts ranks fourth in the NFC and tied for seventh in the NFL in combined punt and kick return yards (151)
                                  - Trenton Robinson ranks tied for first in the NFC and tied for second in the NFL in total special teams tackles (4)
                                    - Robinson ranks first in the NFC and tied for first in the NFL in solo special teams tackles (4)
                                      - Robinson tied for third in the NFC and tied for sixth in the NFL in interceptions (1)
  - Tress Way ranks second in the NFC and fourth in the NFL in punting average (49.4)





## NOTES FROM LAST GAME

The Redskins earned their first victory of the season on Sunday, defeating the Jacksonville Jaguars by a final margin of 41-10 in front of an announced crowd of 80,037 people at FedExField.

The victory snapped a nine-game losing streak dating back to last season.

The win was the first in the head coaching career of Redskins Head Coach Jay Gruden.

The victory pushed Redskins' head coaches to 16-11-1 all-time in their home debuts.

The Redskins' 31-point margin of victory was the team's largest since Oct. 7, 2007 vs. Detroit (34-3).

The Redskins scored 41 points for the first time since a 45-41 victory against the Chicago Bears on Oct. 20, 2013 last season. The Redskins also held an opponent to 10 points or less for the first time since holding the Philadelphia Eagles to 10 points on Nov. 18, 2012.

The Redskins held the Jaguars to 148 net offensive yards, the lowest total by a Redskins' opponent since Washington held Dallas to Dec. 30, 2007. The Redskins held the Jaguars to 25 rushing yards, the fewest since the Redskins held the Cowboys to one rushing yard in the 2007 game reference above.

The Redskins held the Jaguars to 61 net yards in the second half, the fewest second half yards allowed by the team since holding the Oakland Raiders to 39 yards in the second half on Dec. 13, 2009.

The Redskins tied a team record with 10 sacks, set previously on Oct. 9, 1977. The 10 sacks are the most by the Redskins in a game since the NFL made sacks an official stat in 1982.

The 10-sack game was the 31st by an NFL franchise since 1982 and the seventh since the turn of the century.

The Redskins had seven players record at least half a sack for the first time since eight players registered sacks on Sept. 23, 1990 vs. Dallas.

Linebacker Ryan Kerrigan tied a team record with four sacks, tying Phillip Daniels (12/18/2005), Ken Harvey (11/23/1997), Dexter Manley (10/2/1988) and Brian Orakpo (12/13/2009).

The multi-sack game was the fifth of Kerrigan's career.

Kerrigan eclipsed 25 career sacks with his first sack, dropping Jaguars quarterback Chad Henne in the second quarter.

Kerrigan now has 28.5 career sacks, pushing him past Darryl Grant (27) for ninth on the Redskins' all-time sack list since the stat became official in 1982.

With a half-sack in the first quarter, linebacker Brian Orakpo became the fifth member of the Redskins to record 40 career sacks, joining Dexter Manley, Charles Mann, Monte Coleman and Ken Harvey.

Defensive end Jason Hatcher recorded his first official sack as a member of the Redskins and finished the game with 1.5 sacks. Hatcher was credited with a sack at Houston in Week 1 that was later ruled by the NFL as a tackle on an aborted play.

Linebacker Perry Riley, Jr. posted a career-high 1.5 sacks, the first multi-sack game of his career.

Safety Ryan Clark recorded his first partial sack with the Redskins since Nov. 27, 2005 at San Diego, a span of 3,213 days. On the play, linebacker Keenan Robinson also recorded his career first partial sack.

Defensive end Frank Kearse recorded his first sack since Dec. 9, 2012 as a member of the Carolina Panthers.

Quarterback Kirk Cousins entered in relief and completed 22-of-33 passes of 250 yards with two touchdowns and a 109.4 passer rating.

Cousins completed his first 12 passes, the longest consecutive completion streak of his career. Cousins' longest career streak for consecutive completions prior to Sunday came in Week 16 last season when he completed 10 consecutive passes vs. Dallas.

Running back Alfred Morris rushed for 85 yards on 22 carries. Morris eclipsed the 3,000-yard career rushing mark with his performance, accomplishing the feat in his 34th career game, the fastest in team history. The franchise's all-time leading rusher, John Riggins, did not break the 3,000-yard mark with Washington until his 38th game with the Redskins.

In the second quarter, Morris scored the 21st rushing touchdown of his career. He scored his second rushing touchdown of the day later in the quarter, the 22nd of his career, tying him with Don Bosseler for ninth-most in team history.

The multi-touchdown game was the fourth of Morris' career and his first since Dec. 30, 2012.

Morris' second touchdown was the culmination of a 92-yard drive, the Redskins' longest scoring drive since a 95-yard scoring drive at Denver on Oct. 27 last season.

Tight end Niles Paul caught a two-yard touchdown pass in the fourth quarter in the midst of recording career highs in receptions (eight) and receiving yards (99).

Fullback Darrel Young scored the fifth receiving touchdown of his career and his first of the season on a 20-yard pass from Cousins.

The touchdown reception was his first since a 62-yard touchdown reception at Philadelphia on Nov. 17, 2013 last season.

The touchdown was the second in as many weeks for Young, who had a one-yard rushing touchdown in Week 1 at Houston. Young has now scored a touchdown in consecutive games for the first time in his career.

Wide receiver Andre Roberts recorded a career-long 19-yard rush in the second quarter, beating his previous high of 15 set in 2012 as a member of the Arizona Cardinals.

Roberts added a career-long 37-yard punt return in the third quarter. His previous long was 25 yards, set in both the 2010 (Arizona) and 2014 (Washington) seasons.

Roberts became the first member of the Redskins since 1999 to post a rush of 15-plus yards, a reception of 15-plus yards and a punt return of 15-plus yards in the same game. Brian Mitchell accomplished the feat on Dec. 5, 1999 at Detroit.

Roberts' seven punt returns in the game were the most since Eric Metcalf vs. Denver on Nov. 18, 2001 (seven).

Wide receiver Ryan Grant recorded his first career NFL catch in the first quarter, catching a three-yard pass from Cousins.

Grant finished the game with five receptions for 57 receiving yards.

Running back Silas Redd, Jr. scored the first rushing touchdown of his career on a 14-yard run in the fourth quarter.

Safety Trenton Robinson recorded his first career interception, picking off Henne in the fourth quarter.

Kicker Kai Forbath notched his 15th and 16th consecutive successful field goal attempts, converting a 36-yard attempt in the third quarter and a 42-yard attempt in the fourth quarter.

Punter Tress Way matched his career high with a 61-yard punt in the first quarter, set last week at Houston in his NFL debut.

Way recorded his first career kickoff in the first quarter.

*(Continued on Page 9)*



## THE OPPONENT



Chip Kelly leads the Philadelphia Eagles in his second season as the team's head coach in 2014. The Eagles are 2-0 and sit in first place in the NFC East.

Quarterback Nick Foles is in his third year with the Eagles. Foles has completed 48-of-82 passes (58.5 percent) for 653 yards with three touchdowns and two interceptions this season. Last season, Foles recorded career highs in nearly every statistical category

and was named offensive MVP of the Pro Bowl following the season.

Running back LeSean McCoy is in his sixth season with the Eagles. McCoy, who has rushed for more than 1,000 yards in three of his past five years with the team, has gained 153 yards on 41 rushing attempts (3.7 avg.) so far this season. McCoy also ranks second on the team in receptions, recording 10 catches for 64 receiving yards (6.4 avg.).

Running back Darren Sproles leads the Eagles in receptions in 2014. The 2014 free agent signing has caught 11 passes for 166 yards (15.1 avg.) this season. Receiver Jeremy Maclin has added eight receptions for 142 yards (17.8 avg.) with two touchdowns, and tight end Zach Ertz has contributed seven catches for 163 yards (23.3 avg.) with one touchdown.

Linebacker DeMeco Ryans is in his ninth NFL season and his third with the Eagles. Ryans leads the Eagles with 15 tackles (10 solo) in two games. Safety Malcolm Jenkins has the team's sole interception this season.

Rookie Cody Parkey handles kicking duties for the Eagles. Parkey is 5-of-6 on field goal attempts this season (83.3 percent). Punter Donnie Jones has punted 10 times for 445 yards (44.5 avg.) in 2014.

Sproles has handled punt return duties for the Eagles this season, returning eight punts for 87 yards (10.9 avg.). Nolan Carroll II is the kick-returner and has returned two kicks for 45 yards (22.5 avg.).

### MATCHUP: NFL RANKINGS

#### OFFENSE

| REDSKINS |               | EAGLES |
|----------|---------------|--------|
| 11t      | Pts/Game      | 1      |
| 11       | Yds/Play      | 6      |
| 5        | Yds/Game      | 1      |
| 3        | Rush Yds/Game | 9      |
| 10       | Pass Yds/Game | 2      |
| 23t      | 3rd Down Pct. | 14     |
| 3        | Time of Poss. | 28     |

#### DEFENSE

| REDSKINS |               | EAGLES |
|----------|---------------|--------|
| 4        | Pts/Game      | 17     |
| 3        | Yds/Play      | 4      |
| 1        | Yds/Game      | 13     |
| 4        | Rush Yds/Game | 20     |
| 2t       | Pass Yds/Game | 11     |
| 10       | 3rd Down Pct. | 1      |

## CHIP KELLY

Chip Kelly was named head coach of the Philadelphia Eagles on January 16, 2013 after manning the sidelines at the University of Oregon for four years. In his first season in professional football, Kelly produced a 10-6 record and an NFC East championship, becoming just the second head coach in league history to win a division title in his first season in the NFL.



In his tenure with the Eagles, the team recorded records including points (442), total net yards (6,676), touchdowns (53), passing yards (4,406) and fewest turnovers (19). The Eagles also set an NFL record with 99 plays of 20+ yards and became the first team since the 1991 Buffalo Bills to lead the league in rushing while ranking last in time of possession.

At Oregon, Kelly produced a 46-7 (.868) overall record. He became the first coach in Oregon's history to help the program to three undisputed conference championships from 2009-12. Additionally, the Ducks made an appearance in a BCS Bowl game in each of Kelly's four seasons as head coach. In just Kelly's second season, Oregon earned a trip to the BCS National Championship game in 2010.

The Ducks scored a 44.7 points per game. They also led the FBS in big plays, including 25-yard passing plays (220) and 25-yard rushes (110). His 2012 Ducks squad finished 12-1 and ranked fourth in total offense accumulating nearly 7,000 yards while scoring an average of 49.6 points per game. They rushed for 315.2 yards per game while ranking fifth, averaging 537.4 total yards.

Following Oregon's run at a potential national title in 2010, Kelly's leadership was recognized with a multitude of Coach of the Year awards from outlets such as Associated Press, Sporting News, The Walter Camp Football Foundation, and other postseason titles including the Eddie Robinson Coach of the Year, AFCA Coach of the Year, and Pac-10 Coach of the Year.

Prior to taking over as Oregon's head coach, Kelly spent two seasons as the team's offensive coordinator. In his first season leading the team's offense, the Ducks played with four different starting quarterbacks during the final four games of 2007. They concluded the season with a 56-21 Sun Bowl victory over South Florida.

Before joining Oregon's program, Kelly served as New Hampshire's offensive coordinator and quarterbacks coach from 1999-2006. His offenses at his alma mater averaged better than 400 yards of total offense in seven of his eight seasons and more than 30 points per game in his final four years. As a result, three Wildcat players received first-team All-America acclaim each of his last two seasons in the Granite State.

In 2006, junior QB Ricky Santos earned the Walter Payton Award as the most outstanding players in FCS. Kelly got his first taste of coaching in the college ranks on the defensive side of the ball with Columbia in 1990. And in 1993, he was named the defensive coordinator at Johns Hopkins.

A product of the University of New Hampshire, Kelly earned a bachelor's degree in physical education. He played quarterback and defensive back for legendary coach Bill Bowes at UNH from 1981-84.



## CONNECTIONS

### Former Eagles on Redskins:

- WR DeSean Jackson (2008-13)
- DE Clifton Geathers (2013)
- LB Akeem Jordan (2007-12)
- Special Projects Coach Bret Munsey (National Football Scout, 2013)

### Redskins who went to college in Philadelphia:

- FB Darrel Young (Villanova)

### Eagles who went to college in the D.C./Maryland/Virginia area:

- CB Nolan Carroll II (Maryland)

### Notable Pro Connections:

DL Chris Baker (2010), DE Clifton Geathers (2010) and Eagles CB Nolan Carroll II (2010-13) all played together at Miami.

DE Frank Kearse (2011), Wide Receivers Coach Ike Hilliard (2011), Eagles Special Teams Coordinator Dave Fipp (2011-12) and Eagles CB Nolan Carroll II (2010-13) all worked together at Miami.

G Chris Chester (2006-10), and Eagles CB Cary Williams (2009-12) played together at Baltimore.

S Ryan Clark and Eagles Running Backs Coach Duce Staley worked together in 2006 at Pittsburgh.

G Shawn Lauvao (2010-13), QB Colt McCoy (2010-13), Eagles Offensive Coordinator Pat Shurmur (2011-12) and Eagles Defensive Coordinator Bill Davis (2011-12) all worked together at Cleveland.

T Tyler Polunbus and Eagles S Chris Maragos played together in 2011 at Seattle.

LB Akeem Jordan, LB Gabe Miller and Eagles DE Brandon Bair all played together in 2011 at Kansas City.

Special Teams Coordinator Ben Kotwica (2007-13), Eagles QB Mark Sanchez (2009-13) and Eagles WR Brad Smith (2006-10) all worked together at the New York Jets.

WR Andre Roberts worked with Eagles Defensive Coordinator Bill Davis in 2010 at Arizona.

### Notable College Connections:

LB Keenan Robinson and Eagles LB Emmanuel Acho played together from 2008-11 at Texas.

S Bacarri Rambo and Eagles CB Brandon Boykin played together from 2009-11 at Georgia.

S Ryan Clark and Eagles P Donnie Jones played together in 2000 at LSU.

LB Perry Riley Jr. and Eagles DT Bennie Logan played together in 2009 at LSU.

RB Silas Redd, Jr. (2012-13), Eagles QB Matt Barkley (2009-12) and Eagles T Kevin Graf (2009-13) all played together at Southern California.

TE Jordan Reed (2009-12), Eagles TE Trey Burton (2010-12) and Eagles CB Jaylen Watkins (2010-13) all played together at Florida.

CB David Amerson and Eagles S Earl Wolff played together from 2010-11 at North Carolina State.

LB Ryan Kerrigan and Eagles T Dennis Kelly played together from 2008-10 at Purdue.

LB Trent Murphy and Eagles TE Zach Ertz played together from 2009-13 at Stanford.



## LAST WEEK (CONT.)

(Continued from Page 7)

The Redskins did not turn the ball over in a game for the first time since Week 17 of the 2012 season vs. Dallas.

The Redskins scored 21 first-half points, their most since recording 24 points in the first half at Minnesota last season. In those two quarters, the Redskins recorded 308 net yards, the team's most in a first half since Week 15 last season at Atlanta (320).

The Redskins' 21-point lead in the second quarter was the team's largest first-half lead since leading the Dallas Cowboys, 28-3 (25 points), on Thanksgiving Day in 2012.

The Redskins improved to 48-32-3 all-time in home openers, including a 30-15 record in home openers since the 1970 merger.

The Redskins are now 5-1 all-time against the Jaguars.

The Redskins are 8-6 against AFC South opponents since divisional realignment in 2002. The Redskins are now 5-3 against AFC squads in their last eight meetings.

The Redskins opened their home slate in Week 2 for the first time since 2009. The Redskins have won their last three Week 2 home openers (2008, 2009 and 2014).

## REDSKINS DEF. JAGUARS, 41-10

|  | Jaguars  | Redskins |
|--|----------|----------|
| <b>TOTAL FIRST DOWNS</b>                             | 8        | 32       |
| By Rushing   | 2        | 12       |
| By Passing   | 4        | 16       |
| By Penalty   | 2        | 4        |
| <b>THIRD DOWN EFFICIENCY</b>                         | 3-13-23% | 6-14-43% |
| <b>FOURTH DOWN EFFICIENCY</b>                        | 0-1-0%   | 1-2-50%  |
| <b>TOTAL NET YARDS</b>                               | 148      | 449      |
| Total Offensive Plays (inc. times thrown passing)    | 48       | 81       |
| Average gain per offensive play                      | 3.1      | 5.5      |
| <b>NET YARDS RUSHING</b>                             | 25       | 191      |
| Total Rushing Plays                                  | 10       | 42       |
| Average gain per rushing play                        | 2.5      | 4.5      |
| Tackles for a loss-number and yards                  | 1-2      | 3-4      |
| <b>NET YARDS PASSING</b>                             | 123      | 258      |
| Times thrown - yards lost attempting to pass         | 10-70    | 3-30     |
| Gross yards passing                                  | 193      | 288      |
| <b>PASS ATTEMPTS-COMPLETIONS-HAD INTERCEPTED</b>     | 28-14-1  | 36-24-0  |
| Avg gain per pass play (inc.# thrown passing)        | 3.2      | 6.6      |
| <b>KICKOFFS</b> Number-In End Zone-Touchbacks        | 3-2-2    | 8-7-3    |
| <b>PUNTS</b> Number and Average                      | 8-47.9   | 4-49.8   |
| Had Blocked  | 0        | 0        |
| FGs - PATs Had Blocked                               | 0-0      | 0-0      |
| Net Punting Average                                  | 40.5     | 42.5     |
| <b>TOTAL RETURN YARDAGE</b> (Not Including Kickoffs) | 9        | 73       |
| No. and Yards Punt Returns                           | 2-9      | 7-59     |
| No. and Yards Kickoff Returns                        | 5-137    | 0-0      |
| No. and Yards Interception Returns                   | 0-0      | 1-14     |
| <b>PENALTIES</b> Number and Yards                    | 6-44     | 11-98    |
| <b>FUMBLES</b> Number and Lost                       | 0-0      | 0-0      |
| <b>TOUCHDOWNS</b>                                    | 1        | 5        |
| Rushing  | 0        | 3        |
| Passing  | 1        | 2        |
| <b>EXTRA POINTS</b> Made-Attempts                    | 1-1      | 5-5      |
| Kicking Made-Attempts                                | 1-1      | 5-5      |
| <b>FIELD GOALS</b> Made-Attempts                     | 1-1      | 2-2      |
| <b>RED ZONE EFFICIENCY</b>                           | 0-1-0%   | 4-6-67%  |
| <b>GOAL TO GO EFFICIENCY</b>                         | 0-0-0%   | 3-4-75%  |
| <b>SAFETIES</b>                                      | 0        | 0        |
| <b>FINAL SCORE</b>                                   | 10       | 41       |
| <b>TIME OF POSSESSION</b>                            | 20:59    | 39:01    |



## REDSKINS/EAGLES SERIES HISTORY

Sunday's matchup between the Redskins and the Eagles will mark the 159th overall meeting between the division rivals. This is the 158th regular season meeting between the Redskins and Eagles' franchises, not including two meetings in 1943 when the Eagles merged with the

Steelers to form the Phil-Pitt Steagles.

The Redskins lead the all-time regular season series 80-72-5. With exception of the 1943 season, the two teams have played a home-and-home series every year since 1936. Including a playoff win in 1990, the Redskins' 81 combined victories against the Eagles are their most against any opponent.

| Season | Winner   | Score | Location     |
|--------|----------|-------|--------------|
| 1934   | Redskins | 6-0   | Boston       |
|        | Redskins | 14-7  | Philadelphia |
| 1935   | Eagles   | 7-6   | Philadelphia |
| 1936   | Redskins | 26-3  | Philadelphia |
|        | Redskins | 17-7  | Boston       |
| 1937   | Eagles   | 14-0  | Washington   |
|        | Redskins | 10-7  | Philadelphia |
| 1938   | Redskins | 26-23 | Philadelphia |
|        | Redskins | 20-14 | Washington   |
| 1939   | Redskins | 7-0   | Philadelphia |
|        | Redskins | 7-6   | Washington   |
| 1940   | Redskins | 34-17 | Philadelphia |
|        | Redskins | 13-6  | Washington   |
| 1941   | Redskins | 21-17 | Philadelphia |
|        | Redskins | 20-14 | Washington   |
| 1942   | Redskins | 14-10 | Philadelphia |
|        | Redskins | 30-27 | Washington   |
| 1944   | Tie      | 31-31 | Philadelphia |
|        | Redskins | 27-7  | Washington   |
| 1945   | Redskins | 24-14 | Washington   |
|        | Eagles   | 16-0  | Philadelphia |
| 1946   | Eagles   | 28-24 | Washington   |
|        | Redskins | 27-10 | Philadelphia |
| 1947   | Eagles   | 45-42 | Philadelphia |
|        | Eagles   | 38-14 | Washington   |
| 1948   | Eagles   | 45-0  | Washington   |
|        | Eagles   | 42-21 | Philadelphia |
| 1949   | Eagles   | 49-14 | Philadelphia |
|        | Eagles   | 44-21 | Washington   |
| 1950   | Eagles   | 35-3  | Philadelphia |
|        | Eagles   | 33-0  | Washington   |
| 1951   | Redskins | 27-23 | Philadelphia |
|        | Eagles   | 35-21 | Washington   |
| 1952   | Eagles   | 38-20 | Philadelphia |
|        | Redskins | 27-21 | Washington   |
| 1953   | Tie      | 21-21 | Philadelphia |
|        | Redskins | 10-0  | Washington   |
| 1954   | Eagles   | 49-21 | Washington   |
|        | Eagles   | 41-33 | Philadelphia |
| 1955   | Redskins | 31-30 | Philadelphia |
|        | Redskins | 34-21 | Washington   |
| 1956   | Eagles   | 13-9  | Philadelphia |
|        | Redskins | 19-17 | Washington   |

| Season | Winner   | Score | Location     |
|--------|----------|-------|--------------|
| 1957   | Eagles   | 21-12 | Philadelphia |
|        | Redskins | 42-7  | Washington   |
| 1958   | Redskins | 24-14 | Philadelphia |
|        | Redskins | 20-0  | Washington   |
| 1959   | Eagles   | 30-23 | Philadelphia |
|        | Eagles   | 34-14 | Washington   |
| 1960   | Eagles   | 19-13 | Philadelphia |
|        | Eagles   | 38-28 | Washington   |
| 1961   | Eagles   | 14-7  | Philadelphia |
|        | Eagles   | 27-24 | Washington   |
| 1962   | Redskins | 27-21 | Philadelphia |
|        | Eagles   | 37-14 | Washington   |
| 1963   | Eagles   | 37-24 | Washington   |
|        | Redskins | 13-10 | Philadelphia |
| 1964   | Redskins | 35-20 | Washington   |
|        | Redskins | 21-10 | Philadelphia |
| 1965   | Redskins | 23-21 | Washington   |
|        | Eagles   | 21-14 | Philadelphia |
| 1966   | Redskins | 27-13 | Philadelphia |
|        | Eagles   | 37-28 | Washington   |
| 1967   | Eagles   | 35-24 | Philadelphia |
|        | Tie      | 35-35 | Washington   |
| 1968   | Redskins | 17-14 | Washington   |
|        | Redskins | 16-10 | Philadelphia |
| 1969   | Tie      | 28-28 | Washington   |
|        | Redskins | 34-29 | Philadelphia |
| 1970   | Redskins | 33-21 | Philadelphia |
|        | Redskins | 24-6  | Washington   |
| 1971   | Tie      | 7-7   | Washington   |
|        | Redskins | 20-13 | Philadelphia |
| 1972   | Redskins | 14-0  | Washington   |
|        | Redskins | 23-7  | Philadelphia |
| 1973   | Redskins | 28-7  | Philadelphia |
|        | Redskins | 38-20 | Washington   |
| 1974   | Redskins | 27-20 | Philadelphia |
|        | Redskins | 26-7  | Washington   |
| 1975   | Eagles   | 26-10 | Philadelphia |
|        | Eagles   | 26-3  | Washington   |
| 1976   | Redskins | 20-17 | Philadelphia |
|        | Redskins | 24-0  | Washington   |
| 1977   | Redskins | 23-17 | Washington   |
|        | Redskins | 17-14 | Philadelphia |
| 1978   | Redskins | 35-30 | Washington   |
|        | Eagles   | 17-10 | Philadelphia |
| 1979   | Eagles   | 28-17 | Philadelphia |
|        | Redskins | 17-7  | Washington   |
| 1980   | Eagles   | 24-14 | Philadelphia |
|        | Eagles   | 24-0  | Washington   |
| 1981   | Eagles   | 36-13 | Philadelphia |
|        | Redskins | 15-13 | Washington   |
| 1982   | Redskins | 37-34 | Philadelphia |
|        | Redskins | 13-19 | Washington   |
| 1983   | Redskins | 23-13 | Philadelphia |
|        | Redskins | 28-24 | Washington   |
| 1984   | Redskins | 20-0  | Washington   |
|        | Eagles   | 16-10 | Philadelphia |
| 1985   | Eagles   | 19-6  | Washington   |
|        | Redskins | 17-12 | Philadelphia |
| 1986   | Redskins | 41-14 | Washington   |
|        | Redskins | 21-14 | Philadelphia |

| Season | Winner   | Score | Location       |
|--------|----------|-------|----------------|
| 1987   | Redskins | 34-24 | Washington     |
|        | Eagles   | 31-27 | Philadelphia   |
| 1988   | Redskins | 17-10 | Washington     |
|        | Redskins | 20-19 | Philadelphia   |
| 1989   | Eagles   | 42-37 | Washington     |
|        | Redskins | 10-3  | Philadelphia   |
| 1990   | Redskins | 13-7  | Washington     |
|        | Eagles   | 28-14 | Philadelphia   |
|        | Redskins | 20-6  | Philadelphia** |
| 1991   | Redskins | 23-0  | Washington     |
|        | Eagles   | 24-22 | Philadelphia   |
| 1992   | Redskins | 16-12 | Washington     |
|        | Eagles   | 17-13 | Philadelphia   |
| 1993   | Eagles   | 34-31 | Philadelphia   |
|        | Eagles   | 17-14 | Washington     |
| 1994   | Eagles   | 21-17 | Philadelphia   |
|        | Eagles   | 31-29 | Washington     |
| 1995   | Eagles   | 37-34 | Philadelphia   |
|        | Eagles   | 14-7  | Washington     |
| 1996   | Eagles   | 17-14 | Washington     |
|        | Redskins | 26-21 | Philadelphia   |
| 1997   | Eagles   | 24-10 | Philadelphia   |
|        | Redskins | 35-32 | Washington     |
| 1998   | Eagles   | 17-12 | Philadelphia   |
|        | Redskins | 28-3  | Washington     |
| 1999   | Eagles   | 35-28 | Philadelphia   |
|        | Redskins | 20-17 | Washington     |
| 2000   | Redskins | 17-14 | Philadelphia   |
|        | Eagles   | 23-20 | Washington     |
| 2001   | Redskins | 13-3  | Philadelphia   |
|        | Eagles   | 20-6  | Washington     |
| 2002   | Eagles   | 37-7  | Washington     |
|        | Eagles   | 34-21 | Philadelphia   |
| 2003   | Eagles   | 27-25 | Philadelphia   |
|        | Eagles   | 31-7  | Washington     |
| 2004   | Eagles   | 28-6  | Philadelphia   |
|        | Eagles   | 17-14 | Washington     |
| 2005   | Redskins | 17-10 | Washington     |
|        | Redskins | 31-20 | Philadelphia   |
| 2006   | Eagles   | 27-3  | Philadelphia   |
|        | Eagles   | 21-19 | Washington     |
| 2007   | Redskins | 20-12 | Philadelphia   |
|        | Eagles   | 25-33 | Washington     |
| 2008   | Redskins | 23-17 | Philadelphia   |
|        | Redskins | 10-3  | Washington     |
| 2009   | Eagles   | 27-17 | Washington     |
|        | Eagles   | 24-27 | Philadelphia   |
| 2010   | Redskins | 17-12 | Philadelphia   |
|        | Eagles   | 59-28 | Washington     |
| 2011   | Eagles   | 20-13 | Washington     |
|        | Eagles   | 34-10 | Philadelphia   |
| 2012   | Redskins | 31-6  | Washington     |
|        | Redskins | 27-20 | Philadelphia   |
| 2013   | Eagles   | 33-27 | Washington     |
|        | Eagles   | 24-16 | Philadelphia   |

\*\*Playoffs



## SERIES SUPERLATIVES

### REDSKINS

#### PASSING

|             |     |   |
|-------------|-----|---|
| Completions | 30  | Sonny Jurgensen, 12/03/67<br>Robert Griffin III, 09/09/13 |
| Attempts    | 50  | Sonny Jurgensen, 12/03/67<br>Patrick Ramsay, 10/05/03     |
| Yards       | 385 | Sonny Jurgensen, 10/11/64                                 |
| TDs         | 5   | Sonny Jurgensen, 10/11/64                                 |

#### RUSHING

|          |     |                        |
|----------|-----|------------------------|
| Attempts | 38  | Jamie Morris, 11/12/89 |
| Yards    | 221 | Gerald Riggs, 9/17/89  |
| TDs      | 3   | Skip Hicks, 11/15/89   |

#### RECEIVING

|            |     |  |
|------------|-----|--|
| Receptions | 12  | Laveranues Coles, 12/12/04<br>Bobby Mitchell, 10/11/64 |
| Yards      | 183 | Bobby Mitchell, 10/11/64                               |
| TDs        | 3   | Larry Brown, 12/16/73                                  |

#### DEFENSE

|               |   |  |
|---------------|---|--|
| Sacks         | 3 | 5 Times<br>Last Time: Ken Harvey, 11/26/95   |
| Interceptions | 2 | 7 Times<br>Last Time: Cris Dishman, 11/15/98 |

### EAGLES

#### PASSING

|             |     |                              |
|-------------|-----|------------------------------|
| Completions | 34  | Randall Cunningham, 09/17/89 |
| Attempts    | 48  | Nick Foles, 12/23/12         |
| Yards       | 447 | Randall Cunningham, 09/17/89 |
| TDs         | 5   | Randall Cunningham, 09/17/89 |

#### RUSHING

|          |     |  |
|----------|-----|--|
| Attempts | 35  | Heath Sherman, 11/12/90  |
| Yards    | 184 | LeSean McCoy, 09/09/13   |
| TDs      | 3   | Charlie Garner, 10/08/95<br>Wilbert Montgomery, 09/10/78, 10/07/79 |

#### RECEIVING

|            |     |  |
|------------|-----|--|
| Receptions | 12  | Keith Jackson, 09/17/89<br>LeSean McCoy, 10/03/10    |
| Yards      | 204 | Pete Retzlaff, 11/14/65                              |
| TDs        | 3   | Keith Jackson, 09/17/89<br>Calvin Williams, 09/19/93 |

#### DEFENSE

|               |   |                        |
|---------------|---|------------------------|
| Sacks         | 3 | Andy Harmon, 10/08/95  |
| Interceptions | 3 | Kurt Coleman, 10/16/11 |

## CAREER STATS VS. EAGLES

### Projected Offensive Starters

#### QB Kirk Cousins:

First game vs. Eagles

#### RB Alfred Morris (four games):

76 att., 305 yards, 2 TD  
3 rec., 33 yards

#### FB Darrel Young (eight games):

4 att., 34 yards  
7 rec., 111 yards, 3 TD

#### WR Pierre Garçon (five games):

25 rec., 241 yards  
1 rush, 9 yards

#### WR DeSean Jackson:

First game vs. Eagles

#### TE Jordan Reed (two games):

6 rec., 50 yards

### Projected Defensive Starters

(Stats according to STATS, INC.)

#### DE Jarvis Jenkins (three games):

5 tackles (4 solo), 0.5 sacks

#### NT Chris Baker (four games):

3 tackles (2 solo)

#### DE Jason Hatcher (16 games):

30 tackles (22 solo), 4.0 sacks, 1 FF, 1 FR

#### OLB Ryan Kerrigan (six games):

25 tackles (21 solo), 4.0 sacks, 3 FF, 1 FR, 1 PD

#### JLB Perry Riley, Jr. (six games):

37 tackles (29 solo), 3.0 sacks, 2 FR, 3 PD

#### MLB Keenan Robinson (one game):

1 tackle

#### OLB Brian Orakpo (eight games):

31 tackles (19 solo), 4.0 sacks, 1 FF, 2 PD

#### CB DeAngelo Hall (12 games):

59 tackles (46 solo), 4 INT, 2 FR (1 FR for TD), 11 PD

#### CB David Amerson (two games):

9 tackles (7 solo), 2 PD

#### S Brandon Meriweather (four games):

14 tackles (10 solo), 1 INT, 2 PD

#### S Ryan Clark (eight games):

27 tackles (24 solo), 2 INT, 2 FF, 6 PD



## TALE OF THE TAPE

### OFFENSE

| REDSKINS |                         | EAGLES |
|----------|-------------------------|--------|
| 47       | Points                  | 64     |
| 7        | Points in 1st Quarter   | 3      |
| 20       | Points in 2nd Quarter   | 3      |
| 3        | Points in 3rd Quarter   | 28     |
| 17       | Points in 4th Quarter   | 30     |
| 6        | Offensive Touchdowns    | 6      |
| 4        | Rushing TDs             | 3      |
| 2        | Passing TDs             | 3      |
| 0        | Returns                 | 1      |
| 2        | Field Goals             | 5      |
| 821      | Yards From Scrimmage    | 878    |
| 410.5    | Yards Per Game          | 439.0  |
| 144      | Total Plays             | 147    |
| 5.7      | Avg. Per Play           | 6.0    |
| 3/2      | Fumbles/Lost            | 3/2    |
| 0        | Had Intercepted         | 2      |
| 9/26     | Third-down Conversions  | 13/31  |
| 34.6     | Third-down Percentage   | 41.9   |
| 1/3      | Fourth-down Conversions | 1/1    |
| 33.3     | Fourth-down Percentage  | 100.0  |
| 18/169   | Penalties/Yards         | 17/140 |
| 34:57    | Time of Possession Avg. | 27:15  |

### PASSING

|       |                          |       |
|-------|--------------------------|-------|
| 73    | Pass Attempts            | 82    |
| 53    | Pass Completions         | 48    |
| 72.6  | Completion Percentage    | 58.5  |
| 499   | Passing Yards            | 606   |
| 249.5 | Avg. Yards/Game          | 303.0 |
| 2     | Passing Touchdowns       | 3     |
| 0     | Interceptions            | 2     |
| 103.4 | Rating                   | 86.1  |
| 6     | Times Sacked             | 5     |
| 3     | Completions of 25+ yards | 8     |

### RUSHING

|       |                     |       |
|-------|---------------------|-------|
| 65    | Rush Attempts       | 60    |
| 322   | Rush Yards          | 272   |
| 4.95  | Yards Per Carry     | 4.53  |
| 161.0 | Yards Per Game      | 136.0 |
| 4     | Touchdowns          | 3     |
| 19    | First Downs         | 16    |
| 11    | Rushes of 10+ yards | 10    |

### RECEIVING

|       |                         |       |
|-------|-------------------------|-------|
| 53    | Receptions              | 48    |
| 555   | Receiving yards         | 653   |
| 10.5  | Yards Per Catch         | 13.6  |
| 277.5 | Yards Per Game          | 326.5 |
| 2     | Touchdowns              | 3     |
| 27    | First Downs             | 27    |
| 3     | Receptions of 25+ yards | 8     |

### DEFENSE

| REDSKINS |                         | EAGLES |
|----------|-------------------------|--------|
| 27       | Points                  | 44     |
| 0        | Points in 1st Quarter   | 21     |
| 21       | Points in 2nd Quarter   | 13     |
| 0        | Points in 3rd Quarter   | 3      |
| 6        | Points in 4th Quarter   | 7      |
| 2        | Offensive Touchdowns    | 5      |
| 0        | Rushing TDs             | 0      |
| 2        | Passing TDs             | 5      |
| 1        | Returns                 | 0      |
| 2        | Field Goals             | 3      |
| 469      | Yards From Scrimmage    | 647    |
| 234.5    | Yards Per Game          | 323.5  |
| 104      | Total Plays             | 143    |
| 4.5      | Avg. Per Play           | 4.5    |
| 2/1      | Fumbles/Lost            | 3/2    |
| 1        | Had Intercepted         | 1      |
| 10/27    | Third-down Conversions  | 6/26   |
| 37.0     | Third-down Percentage   | 23.1   |
| 0/1      | Fourth-down Conversions | 1/2    |
| 0.0      | Fourth-down Percentage  | 50.0   |
| 12/89    | Penalties/Yards         | 11/125 |
| 25:03    | Time of Possession Avg. | 32:45  |

### PASSING

|       |                          |       |
|-------|--------------------------|-------|
| 50    | Pass Attempts            | 77    |
| 28    | Pass Completions         | 44    |
| 56.0  | Completion Percentage    | 57.1  |
| 329   | Passing Yards            | 414   |
| 164.5 | Avg. Yards/Game          | 207.0 |
| 2     | Passing Touchdowns       | 5     |
| 1     | Interceptions            | 1     |
| 87.0  | Rating                   | 89.6  |
| 10    | Times Sacked             | 3     |
| 3     | Completions of 25+ yards | 2     |

### RUSHING

|      |                     |       |
|------|---------------------|-------|
| 44   | Rush Attempts       | 63    |
| 140  | Rush Yards          | 233   |
| 3.18 | Yards Per Carry     | 3.70  |
| 70.0 | Yards Per Game      | 116.5 |
| 0    | Touchdowns          | 0     |
| 7    | First Downs         | 9     |
| 2    | Rushes of 10+ yards | 6     |

### RECEIVING

|       |                         |       |
|-------|-------------------------|-------|
| 28    | Receptions              | 44    |
| 399   | Receiving yards         | 438   |
| 14.3  | Yards Per Catch         | 10.0  |
| 199.5 | Yards Per Game          | 219.0 |
| 2     | Touchdowns              | 5     |
| 12    | First Downs             | 28    |
| 3     | Receptions of 25+ yards | 2     |



## LAST MEETING



### Eagles 24, Redskins 16

Associated Press  
Nov. 17, 2013

PHILADELPHIA -- For the Philadelphia Eagles to go worst-to-first in the NFC East, they had to win at home.

Bye-bye, losing streak.

Nick Foles threw for 298 yards and spun free for a touchdown, LeSean McCoy ran for two scores and the Eagles snapped a 10-game losing skid at Lincoln Financial Field with a 24-16 victory over the Washington Redskins on Sunday.

A year after finishing 4-12 under Andy Reid, Chip Kelly had guided his Eagles (6-5) to the division lead. They're a half-game ahead of idle Dallas (5-5).

The defending division champion Redskins rallied in the fourth quarter but fell short, dropping to 3-7.

"I don't look at it globally," Kelly said. "We have five games in December and we put ourselves in position where those games are meaningful. We'll see where we're at Dec. 29."

The Eagles hadn't won at home in 413 days since defeating the New York Giants on Sept. 30, 2012. They'll enter their bye week on a three-game winning streak, having turned things around after consecutive home losses last month.

"Not one person on this team was defeated," Foles said. "Everybody in our locker room believed we can win and if you feel that way, it's something special. We have to keep the momentum going."

Down 24-0 in the fourth quarter, the Redskins rallied behind Robert Griffin III's TD passes of 62 yards to Darrel Young and 41 yards to Aldrick Robinson and both 2-point conversions.

RG3 then drove the Redskins to the Eagles 18 before his pass off his back foot was intercepted by Brandon Boykin in the end zone.

"I was trying to throw the ball in the back of the end zone," he said. "It didn't get to where I wanted it to go. Obviously I was on my heels. Something I can definitely learn from."

Foles didn't throw any TD passes after tossing 10 in the past two games. But he still hasn't thrown an interception this year, extending his streak to 199 passes without a pick. Foles tied an NFL record with seven TD passes in a win at Oakland two weeks ago and followed it with three more in a victory at Green Bay.

McCoy finished with 77 yards rushing and 73 receiving. He leads the NFL with 1,009 yards on the ground. Foles had a career-best 47 yards rushing.

"We're all playing as one," McCoy said. "Earlier in the year, the offense was playing good and defense wasn't or defense was playing good and offense wasn't. Now we're clicking."

The Redskins started their last drive at their 4 with 3:26 left after a 70-yard punt by Donnie Jones. Griffin completed a 28-yard pass to Santana Moss on third-and-25 and Washington eventually moved to the 18 before the pick.

Griffin was 17 of 35 for 264 yards and ran for 44 yards.

"Took us until the fourth quarter to make a couple plays," Redskins coach Mike Shanahan said. "We had our opportunity at the end. Just couldn't take advantage of it."

A 33-27 win at Washington in the season opener kick-started the Kelly Era and raised expectations in what was supposed to be a rebuilding year. The Eagles lost the next three games before winning five of seven. Foles replaced an injured Michael Vick in the first half of a victory at the Giants on Oct. 6, and has led the Eagles to a 4-1 record since.

The Redskins couldn't generate much offense until Griffin connected with Young after scrambling early in the fourth quarter. He hit Nick Williams on the conversion.

Robinson made a nice adjustment to catch Griffin's underthrown deep pass for the next score, and RG3 dived in from the 2 for the conversion.

But Washington couldn't complete the comeback.

Foles ran in from the 4 for a 7-0 lead, even showing some athleticism with a spin move after getting hit at the 2 and then reaching for the end zone. A 49-yard pass to McCoy set up the score.

One play after Brent Celek turned a tight-end screen pass into a 42-yard gain, McCoy ran in untouched from the 1.

The Redskins drove to the Eagles 8 before Griffin was sacked by Connor Barwin and fumbled. The ball popped straight up and was recovered by Fletcher Cox.

The Eagles turned that into a 24-yard field goal by Alex Henery to make it 17-0.

McCoy left briefly after injuring his right hamstring in the second quarter and scored on a 1-yard run to put the Eagles up 24-0 in the third.

Game notes: LB Mychal Kendricks (knee), S Earl Wolff (knee), and CB Bradley Fletcher (pectoral) were Philadelphia's injured defensive starters. ... Redskins TE Jordan Reed (concussion), DE Stephen Bowen (knee) and WR Leonard Hankerson (knee) left the game. ... The Eagles lost their first four home games this season.

### EAGLES DEF. REDSKINS, 24-16

|  | Redskins | Eagles   |
|--|----------|----------|
| <b>TOTAL FIRST DOWNS</b>                             | 23       | 22       |
| By Rushing   | 11       | 8        |
| By Passing   | 10       | 11       |
| By Penalty   | 2        | 3        |
| <b>THIRD DOWN EFFICIENCY</b>                         | 8-17-47% | 4-13-31% |
| <b>FOURTH DOWN EFFICIENCY</b>                        | 0-1-0%   | 1-2-50%  |
| <b>TOTAL NET YARDS</b>                               | 427      | 402      |
| Total Offensive Plays (inc. times thrown passing)    | 77       | 62       |
| Average gain per offensive play                      | 5.5      | 6.5      |
| <b>NET YARDS RUSHING</b>                             | 191      | 126      |
| Total Rushing Plays                                  | 38       | 33       |
| Average gain per rushing play                        | 5.0      | 3.8      |
| Tackles for a loss-number and yards                  | 5-8      | 6-17     |
| <b>NET YARDS PASSING</b>                             | 236      | 276      |
| Times thrown - yards lost attempting to pass         | 4-28     | 3-22     |
| Gross yards passing                                  | 264      | 298      |
| <b>PASS ATTEMPTS-COMPLETIONS-HAD INTERCEPTED</b>     | 35-17-1  | 26-17-0  |
| Avg gain per pass play (inc.# thrown passing)        | 6.1      | 9.5      |
| <b>KICKOFFS</b> Number-In End Zone-Touchbacks        | 3-1-1    | 5-5-4    |
| <b>PUNTS</b> Number and Average                      | 6-37.2   | 6-50.7   |
| Had Blocked  | 0        | 0        |
| <b>FGs - PATs</b> Had Blocked                        | 0-0      | 0-0      |
| <b>Net Punting Average</b>                           | 36.2     | 50.7     |
| <b>TOTAL RETURN YARDAGE</b> (Not Including Kickoffs) | 0        | 6        |
| No. and Yards Punt Returns                           | 1-0      | 2-6      |
| No. and Yards Kickoff Returns                        | 1-23     | 2-23     |
| No. and Yards Interception Returns                   | 0-0      | 1-0      |
| <b>PENALTIES</b> Number and Yards                    | 4-39     | 9-68     |
| <b>FUMBLES</b> Number and Lost                       | 3-1      | 0-0      |
| <b>TOUCHDOWNS</b>                                    | 2        | 3        |
| Rushing  | 0        | 3        |
| Passing  | 2        | 0        |
| <b>EXTRA POINTS</b> Made-Attempts                    | 2-2      | 3-3      |
| Kicking Made-Attempts                                | 0-0      | 3-3      |
| Passing Made-Attempts                                | 1-1      | 0-0      |
| Rushing Made-Attempts                                | 1-1      | 0-0      |
| <b>FIELD GOALS</b> Made-Attempts                     | 0-0      | 1-1      |
| <b>RED ZONE EFFICIENCY</b>                           | 0-2-0%   | 3-4-75%  |
| <b>GOAL TO GO EFFICIENCY</b>                         | 0-1-0%   | 3-3-100% |
| <b>SAFETIES</b>                                      | 0        | 0        |
| <b>FINAL SCORE</b>                                   | 16       | 24       |
| <b>TIME OF POSSESSION</b>                            | 33:42    | 26:18    |



## 2014 NFL STANDINGS AND RANKINGS

### NATIONAL FOOTBALL CONFERENCE

#### East Division

| Team            | W        | L        | T        | Pct         | Conf         | Div          | Streak       |
|-----------------|----------|----------|----------|-------------|--------------|--------------|--------------|
| Eagles          | 2        | 0        | 0        | 1.00        | 0-0-0        | 0-0-0        | Won 2        |
| <b>Redskins</b> | <b>1</b> | <b>1</b> | <b>0</b> | <b>0.50</b> | <b>0-0-0</b> | <b>0-0-0</b> | <b>Won 1</b> |
| Cowboys         | 1        | 1        | 0        | 0.50        | 0-1-0        | 0-0-0        | Won 1        |
| Giants          | 0        | 2        | 0        | 0.00        | 0-2-0        | 0-0-0        | Lost 2       |

#### North Division

| Team    | W | L | T | Pct  | Conf  | Div   | Streak |
|---------|---|---|---|------|-------|-------|--------|
| Bears   | 1 | 1 | 0 | 0.50 | 1-0-0 | 0-0-0 | Won 1  |
| Vikings | 1 | 1 | 0 | 0.50 | 1-0-0 | 0-0-0 | Lost 1 |
| Lions   | 1 | 1 | 0 | 0.50 | 1-1-0 | 0-0-0 | Lost 1 |
| Packers | 1 | 1 | 0 | 0.50 | 0-1-0 | 0-0-0 | Won 1  |

#### South Division

| Team       | W | L | T | Pct  | Conf  | Div   | Streak |
|------------|---|---|---|------|-------|-------|--------|
| Panthers   | 2 | 0 | 0 | 1.00 | 2-0-0 | 1-0-0 | Won 2  |
| Falcons    | 1 | 1 | 0 | 0.50 | 1-0-0 | 1-0-0 | Lost 1 |
| Saints     | 0 | 2 | 0 | 0.00 | 0-1-0 | 0-1-0 | Lost 2 |
| Buccaneers | 0 | 2 | 0 | 0.00 | 0-2-0 | 0-1-0 | Lost 2 |

#### West Division

| Team      | W | L | T | Pct  | Conf  | Div   | Streak |
|-----------|---|---|---|------|-------|-------|--------|
| Cardinals | 2 | 0 | 0 | 1.00 | 1-0-0 | 0-0-0 | Won 2  |
| Seahawks  | 1 | 1 | 0 | 0.50 | 1-0-0 | 0-0-0 | Lost 1 |
| 49ers     | 1 | 1 | 0 | 0.50 | 1-1-0 | 0-0-0 | Lost 1 |
| Rams      | 1 | 1 | 0 | 0.50 | 1-1-0 | 0-0-0 | Won 1  |

### AMERICAN FOOTBALL CONFERENCE

#### East Division

| Team     | W | L | T | Pct  | Conf  | Div   | Streak |
|----------|---|---|---|------|-------|-------|--------|
| Bills    | 2 | 0 | 0 | 1.00 | 1-0-0 | 1-0-0 | Won 2  |
| Dolphins | 1 | 1 | 0 | 0.50 | 1-1-0 | 1-1-0 | Lost 1 |
| Jets     | 1 | 1 | 0 | 0.50 | 1-0-0 | 0-0-0 | Lost 1 |
| Patriots | 1 | 1 | 0 | 0.50 | 0-1-0 | 0-1-0 | Won 1  |

#### North Division

| Team     | W | L | T | Pct  | Conf  | Div   | Streak |
|----------|---|---|---|------|-------|-------|--------|
| Bengals  | 2 | 0 | 0 | 1.00 | 1-0-0 | 1-0-0 | Won 2  |
| Ravens   | 1 | 1 | 0 | 0.50 | 1-1-0 | 1-1-0 | Won 1  |
| Steelers | 1 | 1 | 0 | 0.50 | 1-1-0 | 1-1-0 | Lost 1 |
| Browns   | 1 | 1 | 0 | 0.50 | 0-1-0 | 0-1-0 | Won 1  |

#### South Division

| Team    | W | L | T | Pct  | Conf  | Div   | Streak |
|---------|---|---|---|------|-------|-------|--------|
| Texans  | 2 | 0 | 0 | 1.00 | 1-0-0 | 0-0-0 | Won 2  |
| Titans  | 1 | 1 | 0 | 0.50 | 1-0-0 | 0-0-0 | Lost 1 |
| Colts   | 0 | 2 | 0 | 0.00 | 0-1-0 | 0-0-0 | Lost 2 |
| Jaguars | 0 | 2 | 0 | 0.00 | 0-0-0 | 0-0-0 | Lost 2 |

#### West Division

| Team     | W | L | T | Pct  | Conf  | Div   | Streak |
|----------|---|---|---|------|-------|-------|--------|
| Broncos  | 2 | 0 | 0 | 1.00 | 2-0-0 | 1-0-0 | Won 2  |
| Chargers | 1 | 1 | 0 | 0.50 | 0-0-0 | 0-0-0 | Won 1  |
| Raiders  | 0 | 2 | 0 | 0.00 | 0-2-0 | 0-0-0 | Lost 2 |
| Chiefs   | 0 | 2 | 0 | 0.00 | 0-2-0 | 0-1-0 | Lost 2 |

### REDSKINS SEASON RANKINGS

| OFFENSE                | No.      | Rank (NFL/NFC) |
|------------------------|----------|----------------|
| Yards / Game           | 410.5    | 5/4            |
| Yards / Play           | 5.7      | 11/6           |
| Rushing Yards / Game   | 161      | 3/2            |
| Rushing Yards / Play   | 4.95     | 8/6            |
| Passing Yards / Game   | 249.5    | 10/6           |
| Passing Yards / Play   | 6.84     | 15/8           |
| Interception Rate      | 0.00%    | 1t/1t          |
| Sacks / Pass Attempt   | 8.22%    | 24/10          |
| First Downs / Game     | 26       | 2t/2t          |
| 3rd Down Pct           | 34.62%   | 23t/14         |
| 4th Down Pct           | 33.33%   | 17t/9          |
| Red Zone Pct           | 62.50%   | 12t/8          |
| Goal to Go%            | 66.67%   | 18t/13t        |
| Avg Time of Possession | 34:58:00 | 3/2            |
| Points / Game          | 23.5     | 11t/6t         |

| DEFENSE                   | No.    | Rank (NFL/NFC) |
|---------------------------|--------|----------------|
| Yards / Game              | 234.5  | 1/1            |
| Yards / Play              | 4.51   | 3/2            |
| Rushing Yards / Game      | 70     | 4/3            |
| Rushing Yards / Play      | 3.18   | 5/4            |
| Passing Yards / Game      | 164.5  | 2t/1           |
| Passing Yards / Play      | 6.58   | 16/7           |
| Interception Rate         | 2.00%  | 17/9           |
| Sacks / Pass Attempt      | 20.00% | 1/1            |
| First Downs / Game        | 12     | 1/1            |
| 3rd Down Pct              | 37.04% | 10/5           |
| 4th Down Pct              | 0.00%  | 1t/1t          |
| Red Zone Pct              | 0.00%  | 1t/1           |
| Goal to Go%               | 0.00%  | 1t/1           |
| Points / Game             | 13.5   | 4/2            |
| Point Differential / Game | 10     | 5t/2t          |
| Yard Differential / Game  | 176    | 1/1            |

| SPECIAL TEAMS        | No.     | Rank (NFL/NFC) |
|----------------------|---------|----------------|
| Field Goals Made     | 100.00% | 1t/1t          |
| Punt Return Avg      | 10.6    | 8/4            |
| Kickoff Return Avg   | 28      | 6t/3t          |
| Punt Coverage Avg    | 6.2     | 15/7           |
| Kickoff Coverage Avg | 27.3    | 25t/13t        |





## SKINFORMATION

### PRONUNCIATION GUIDE

#### PLAYER PRONUNCIATION GUIDE

|                     |                     |
|---------------------|---------------------|
| David Amerson       | AM-urh-sun          |
| Stephen Bowen       | BO-en               |
| Bashaud Breeland    | BUSH-aud            |
| Kai Forbath         | (rhymes with eye)   |
| Pierre Garçon       | Gar-SOAN            |
| Kedric Golston      | KEH-drick GOAL-stun |
| Roy Helu, Jr.       | Heh-lu              |
| Duke Ihenacho       | EE-ah-NAH-cho       |
| Shawn Lauvao        | Lah-VOW             |
| Josh LeRibeus       | Luh-REE-bus         |
| Kory Lichtensteiger | LICK-ten-STY-grr    |
| Chris Neild         | KNEELed             |
| Brian Orakpo        | uh-RACK-po          |
| Bacarri Rambo       | buh-CAR-ee          |
| Aldrick Robinson    | ALL-drick           |
| Darrel Young        | DUH-rell            |

#### COACHING STAFF PRONUNCIATION GUIDE

|                |             |
|----------------|-------------|
| Chris Foerster | FUR-ster    |
| Ben Kotwica    | Cot-WEE-kuh |

### A NOTE ON NAMES

Please include suffixes for the names of nose tackle Barry Cofield, Jr., quarterback Robert Griffin III, running back Roy Helu, Jr., line-backer Perry Riley, Jr. and running back Silas Redd, Jr. when possible. In addition, for all text media, please include the cedilla on the “c” in the name of wide receiver Pierre Garçon. On a full keyboard, the ç character can be inserted by holding ALT while typing “0231” on the numpad.

### ROSTER SUPERLATIVES


As of Sept. 16:

|                              |  |
|------------------------------|--|
| <b>Tallest Players</b> ..... | Clifton Geathers and Tyler Polumbus (6’8”) |
| <b>Average Height</b> .....  | 6’ 1.7”                                    |
| <b>Heaviest Player</b> ..... | Trent Williams (337 lbs.)                  |
| <b>Lightest Player</b> ..... | DeSean Jackson (178 lbs.)                  |
| <b>Average Weight</b> .....  | 247.5 lbs                                  |
| <b>Oldest Player</b> .....   | Santana Moss (35)                          |
| <b>Youngest Player</b> ..... | Silas Redd (22 years, 6 months, 16 days)   |
| <b>Average Age</b> .....     | 26.5 years                                 |

### WEEK 3 SCHEDULE

| Thursday, Sept. 18                | TIME (ET)        | TV         |
|-----------------------------------|------------------|------------|
| Tampa Bay at Atlanta              | 8:25 PM          | CBS/NFL    |
| <b>Sunday, Sept. 21</b>           | <b>TIME (ET)</b> | <b>TV</b>  |
| San Diego at Buffalo              | 1:00 PM          | CBS        |
| Dallas at St. Louis               | 1:00 PM          | FOX        |
| <b>Washington at Philadelphia</b> | <b>1:00 PM</b>   | <b>FOX</b> |
| Houston at NY Giants              | 1:00 PM          | CBS        |
| Minnesota at New Orleans          | 1:00 PM          | FOX        |
| Tennessee at Cincinnati           | 1:00 PM          | CBS        |
| Baltimore at Cleveland            | 1:00 PM          | CBS        |
| Green Bay at Detroit              | 1:00 PM          | FOX        |
| Indianapolis at Jacksonville      | 1:00 PM          | CBS        |
| Oakland at New England            | 1:00 PM          | CBS        |
| San Francisco at Arizona          | 4:05 PM          | FOX        |
| Denver at Seattle                 | 4:25 PM          | CBS        |
| Kansas City at Miami              | 4:25 PM          | CBS        |
| Pittsburgh at Carolina            | 8:30 PM          | NBC        |
| <b>Monday, Sept. 22</b>           | <b>TIME (ET)</b> | <b>TV</b>  |
| Chicago at NY Jets                | 8:30 PM          | ESPN       |

### MEDIA GUIDE INFORMATION



The 2014 Washington Redskins Media Guide is available for download online by directing your browser to <http://redskins.1stroundmediagroup.com>.

The bookmarked PDF includes:

- Bios for executives, coaches, players and other team personnel
- Rosters and pronunciation guides
- 2013 recap information
- Team history and records
- Information on FedExField, Redskins Park and Training Camp
- 2014 media policies and guidelines

The guide can be downloaded in PDF format and can be viewed with Adobe Acrobat Reader, which can be downloaded for free at [get.adobe.com/reader](http://get.adobe.com/reader). No printed or flash drive copies are available.

Furthermore, updated weekly information will be made available throughout the season on the team’s online medial portal, located at [redskins.1stroundmediagroup.com](http://redskins.1stroundmediagroup.com).



## HISTORICAL CONTEXT: WEEK 2 IN REVIEW

### 'WHO IS GOING TO BE NEXT?'

*"We were joking around on the sideline like, 'Who is going to be next?' It was such a great feeling, unlike anything I've ever been a part of, getting that many sacks and to play the type of defense we played."*

*- Linebacker Ryan Kerrigan, who tied a team record with four sacks as the Redskins tied a team record with 10 sacks vs. Jacksonville in Week 2*

When the Redskins arrived at FedExField in advance of their Week 2 game against the Jacksonville Jaguars, 36 years, 11 months and 6 days had elapsed since the franchise set a team record with 10 sacks against the Tampa Bay Buccaneers.

That stretch of time met a sudden and vicious end in Week 2 as the Redskins dropped Jaguars quarterback Chad Henne 10 times to tie the franchise record. The 10-sack game was the 31st by an NFL franchise since 1982 and the seventh since the turn of the century.

#### TEN-SACK GAMES SINCE 2000:

| Date       | Team                | Game    | Sacks |
|------------|---------------------|---------|-------|
| 9/14/2014  | Washington Redskins | vs. JAX | 10    |
| 12/23/2012 | San Diego Chargers  | at NYJ  | 11    |
| 10/30/2011 | Buffalo Bills       | vs. WAS | 10    |
| 10/3/2010  | New York Giants     | vs. CHI | 10    |
| 9/30/2007  | New York Giants     | vs. PHI | 12    |
| 9/23/2007  | Philadelphia Eagles | vs. DET | 10    |
| 10/21/2001 | Pittsburgh Steelers | at TB   | 10    |

The Redskins had seven different players record at least a partial sack for the first time since eight players registered sacks on Sept. 23, 1990 vs. Dallas.

#### NUMBER OF PLAYERS WITH PARTIAL SACKS

#### REDSKINS GAMES SINCE 1982:

| Date      | Game                    | No. of Players |
|-----------|-------------------------|----------------|
| 9/23/1990 | vs. Dallas              | 8              |
| 9/14/2014 | vs. Jacksonville        | 7              |
| Six times | Last vs. Houston (2010) | 6              |

Leading the pack was linebacker Ryan Kerrigan, who tied a team record with four sacks. Kerrigan became the fifth member of the Redskins to record four sacks in a game and the first since Brian Orakpo accomplished the feat during the 2009 season.

#### SINGLE-GAME SACK LEADERS (REDSKINS HISTORY):

| Date       | Player          | Game    | Sacks |
|------------|-----------------|---------|-------|
| 9/14/2014  | Ryan Kerrigan   | vs. JAX | 4.0   |
| 12/13/2003 | Brian Orakpo    | at OAK  | 4.0   |
| 12/18/2005 | Phillip Daniels | vs. DAL | 4.0   |
| 11/23/1997 | Ken Harvey      | vs. NYG | 4.0   |
| 10/2/1988  | Dexter Manley   | vs. NYG | 4.0   |

### 30-POINT WINS

The Redskins' 31-point margin of victory against the Jacksonville Jaguars in Week 2 was the team's largest since defeating the Detroit Lions by a final score of 34-3 on Oct. 7, 2007.

#### 30-POINT REGULAR SEASON WINS (REDSKINS HISTORY):

| Date       | Game                     | Result  | Margin |
|------------|--------------------------|---------|--------|
| 9/1/1991   | vs. Detroit Lions        | 45-0 W  | +45    |
| 12/15/1974 | vs. Chicago Bears        | 42-0 W  | +42    |
| 11/12/1939 | at Brooklyn Dodgers      | 42-0 W  | +42    |
| 10/14/1934 | vs. Pittsburgh Pirates   | 39-0 W  | +39    |
| 11/29/1992 | vs. Phoenix Cardinals    | 41-3 W  | +38    |
| 11/6/1983  | vs. St. Louis Cardinals  | 45-7 W  | +38    |
| 9/21/1975  | vs. New Orleans Saints   | 41-3 W  | +38    |
| 9/16/1973  | vs. San Diego Chargers   | 38-0 W  | +38    |
| 10/31/1943 | at Brooklyn Dodgers      | 48-10 W | +38    |
| 12/8/1957  | vs. Philadelphia Eagles  | 42-7 W  | +35    |
| 9/15/1991  | vs. Phoenix Cardinals    | 34-0 W  | +34    |
| 11/3/1985  | at Atlanta Falcons       | 44-10 W | +34    |
| 9/14/2014  | vs. Jacksonville Jaguars | 41-10 W | +31    |
| 10/7/2007  | vs. Detroit Lions        | 34-3 W  | +31    |
| 10/12/1992 | vs. Denver Broncos       | 34-3 W  | +31    |
| 9/9/1990   | vs. Phoenix Cardinals    | 31-0 W  | +31    |
| 11/20/1955 | at Chicago Cardinals     | 31-0 W  | +31    |
| 10/3/1948  | vs. New York Giants      | 41-10 W | +31    |
| 12/30/2001 | at New Orleans Saints    | 40-10 W | +30    |
| 10/15/1972 | at St. Louis Cardinals   | 33-3 W  | +30    |
| 11/15/1964 | at Pittsburgh Steelers   | 30-0 W  | +30    |
| 12/4/1949  | vs. Green Bay Packers    | 30-0 W  | +30    |
| 10/6/1940  | at Pittsburgh Steelers   | 40-10 W | +30    |
| 11/29/1936 | vs. Pittsburgh Pirates   | 30-0 W  | +30    |

### GROUNDED

The Redskins held the Jaguars to 25 rushing yards in Week 2, the fewest allowed by the Redskins since holding the Cowboys to one rushing yard on Dec. 30, 2007. Since the 1970 merger, the Redskins have held opponents to 25 yards or fewer in nine games, posting a perfect 9-0 record in those contests.

#### 25 OR FEWER RUSHING YARDS ALLOWED

#### (REDSKINS SINCE 1970):

| Date       | Game                     | Result | Rush Yds. |
|------------|--------------------------|--------|-----------|
| 10/17/1971 | vs. St. Louis Cardinals  | 20-0   | 25        |
| 11/13/1983 | at New York Giants       | 33-17  | 25        |
| 9/23/1984  | at New England Patriots  | 26-10  | 17        |
| 11/1/1987  | at Buffalo Bills         | 27-7   | 21        |
| 10/22/1989 | vs. Tampa Bay Buccaneers | 32-28  | 1         |
| 12/23/1989 | at Seattle Seahawks      | 29-0   | 25        |
| 11/3/1991  | vs. Houston Oilers       | 16-13  | 25        |
| 12/30/2007 | vs. Dallas Cowboys       | 27-6   | 1         |
| 9/14/2014  | vs. Jacksonville Jaguars | 41-10  | 25        |



## DESEAN JACKSON



The Washington Redskins know first-hand what kind of playmaking ability wide receiver DeSean Jackson possesses. In six years as a Philadelphia Eagle, Jackson faced the Redskins 11 times, catching 32 passes for 572 yards (17.9 avg.) with five receiving touchdowns, his most receiving touchdowns against any opponent.

So when Jackson hit the free agent market on March 28, the Redskins were quick to act, signing the three-time Pro Bowler on April 2. Now the Redskins and first-year head coach Jay Gruden will set about finding ways to feature the dynamic seventh-year playmaker as part of its arsenal of weapons in 2014.

“You want to get people involved. That’s what the beauty of this offense hopefully is – being able to spread the ball around,” Gruden said during training camp. “We are able to get the running game involved, we are able to get Andre Roberts, DeSean and Pierre Garçon their touches and Robert [Griffin III] whatever he needs to do. Darrel Young, Jordan Reed, even [Logan] Paulsen, we’ve got to try to get everybody involved.”

Whereas Garçon, Jackson’s new teammate, turned heads in 2013 by amassing an NFL-leading and team-record-setting 113 receptions a season ago, it’s been Jackson’s explosiveness that has turned heads his entire career since entering the league in 2008. In the last six seasons, Jackson leads the NFL in receptions of 50-plus yards (22) and total touchdowns of 50-plus yards (17).

The duo of Garçon and Jackson produced the third- and fourth-most receiving yards in the NFC a season ago, combining for 2,678 receiving yards in 2013. With Garçon and Jackson comprising a one-two receiving punch among Washington’s array of offensive weapons for 2014, the question was posed to Jackson early in training camp: Will there be enough touches to keep everyone happy?

“I’m sure that’s the question everyone will want to know. Honestly, me and Andre [Roberts] were just talking about it earlier. It’s very dangerous and it’s very scary – I’d rather be on the team that has all the weapons,” Jackson said. “With me, Tana [Santana Moss], Pierre, J-Reed [Jordan Reed], Roberts, it’s so many options – Alfred Morris. There’s just so many options that regardless of how you play it... If somebody doesn’t get double teamed, another receiver is going to be open.”

*“I’d rather be on the team with all the weapons.”*

*- Wide receiver DeSean Jackson in response to a question about if there are enough touches to keep all of Washington’s offensive threats happy*

Jackson’s addition was called a “hand-in-glove” fit by Pro Bowl left tackle Trent Williams, and it’s how Jackson fits both with and without the ball that Gruden envisions helping the attack.

“Some days DeSean will have 10 catches for 200 yards. Maybe he will have two catches for eight yards. We don’t know how it’s going to play out, how the defenses are going to cover us,” Gruden said. “The coverage should dictate where the ball goes and hopefully with the weapons that we have, a certain guy can make a defense pay depending on how they are playing us.”

Jackson produced two games in excess of 190 receiving yards a season ago and joined the Redskins following a season in which he posted career highs in receptions (82) and receiving yards (1,332) and matched his career high in receiving touchdowns (nine). In light of such productive personal numbers a season ago, what expectations does Jackson have for himself in 2014?

“Honestly, man,” Jackson opined. “I just want to help my team win games.”



### DIALING LONG DISTANCE

*No NFL player has more total touchdowns covering 50+ yards than DeSean Jackson since 2008:*

| Player            | 2014 Team | 50+ Yard TD |
|-------------------|-----------|-------------|
| 1. DESEAN JACKSON | WAS       | 17          |
| 2. Chris Johnson  | NYJ       | 14          |
| 3. Calvin Johnson | DET       | 13          |
| T4. Three tied    |           | 10          |

### YARDS PER RECEPTION

*DeSean Jackson’s 17.0 yards per reception since entering the NFL in 2008 are second-most among players with at least 300 catches:*

| Player              | 2014 Team | Avg. |
|---------------------|-----------|------|
| 1. Vincent Jackson  | TB        | 17.6 |
| 2. DESEAN JACKSON   | WAS       | 17.0 |
| 3. Calvin Johnson   | DET       | 16.4 |
| 4. Mike Wallace     | MIA       | 16.0 |
| 5. Steve Smith, Sr. | BAL       | 15.5 |

### DEEP THREAT

*No NFL player has more receptions of 50+ yards than DeSean Jackson since 2008:*

| Player              | 2014 Team | 50+ Yard Rec |
|---------------------|-----------|--------------|
| 1. DESEAN JACKSON   | WAS       | 22           |
| 2. Calvin Johnson   | DET       | 21           |
| 3. Mike Wallace     | MIA       | 16           |
| T4. Greg Jennings   | MIN       | 15           |
| T4. Vincent Jackson | TB        | 15           |



## P.G.'S COUNTY



Prince George's County, Maryland — home to FedExField — quickly became Pierre Garçon's county in 2013. The receiver made himself at home in opposing secondaries in 2013 and produced one of the greatest receiving seasons in the Redskins' eight-decade history.

Washington signed Garçon on the first day of free agency during the 2012 offseason, believing his speed and tenacious on-field demeanor would add another dimension to the Redskins' offense. Garçon was a difference-maker during the team's NFC East title run in 2012, as the Redskins posted a 9-1 record with him in the lineup and were 1-5 with him sidelined.

Garçon amassed 113 receptions for 1,346 yards and five touchdowns in 2013. His 113 receptions broke Pro Football Hall of Famer Art Monk's 29-year-old team record for receptions in a season.

### RECEPTIONS IN A SEASON (REDSKINS HISTORY):

| Player           | Year | Rec. | Yds.  | TD |
|------------------|------|------|-------|----|
| 1. Pierre Garçon | 2013 | 113  | 1,346 | 5  |
| 2. Art Monk      | 1984 | 106  | 1,372 | 7  |
| 3. Santana Moss  | 2010 | 93   | 1,115 | 6  |

Garçon led the league in receptions in 2013 and became the first Redskin since Monk in 1984 to finish a season atop the NFL in receptions.

### NFL RECEPTIONS LEADERS (2013):

| Player           | Team | Rec | Yds   | TD |
|------------------|------|-----|-------|----|
| 1. Pierre Garçon | WAS  | 113 | 1,346 | 5  |
| 2. Antonio Brown | PIT  | 110 | 1,499 | 8  |
| 3. Andre Johnson | HOU  | 109 | 1,407 | 5  |

Garçon's 1,346 receiving yards were the sixth-most in a season by a Redskin all-time and the most since Santana Moss' team record 1,483 yards in 2005.

The numbers were not buoyed by any outlier performances either, as Garçon became only the third NFL player since the adoption of the 16-game schedule in 1978 to post at least five receptions in all 16 games of a season, joining Jacksonville's Jimmy Smith (2001) and Pittsburgh's Antonio Brown (2013). Garçon ultimately caught five or more passes in 17 straight contests across the 2013-14 seasons, the longest streak in team history.

### CONSECUTIVE GAMES WITH 5+ RECEPTIONS (REDSKINS HISTORY):

| Player           | Year(s) | Games |
|------------------|---------|-------|
| 1. Pierre Garçon | 2013-14 | 17    |
| 2. Art Monk      | 1984-85 | 10    |
| 3. Santana Moss  | 2010-11 | 8     |

Garçon's numbers and his acrobatic highlight-reel catches were worthy of attention, but the Redskins' coaching staff also tried to draw attention to what Garçon — a ferocious perimeter blocker — did for Washington's prolific rushing attack in 2013.

Garçon has made great strides to make sure his impact transcends the football field. In the 2013 offseason, Garçon hosted an event that raised more than \$30,000 for the Boys & Girls Club of Greater Washington. In 2014, his second annual event raised more than \$100,000.

"We're just coming together to help support the [organization]," he told *The Washington Post*. "I grew up in a similar atmosphere, and if we can help kids grow, and keep them out of trouble from the time they get out of the classroom, and especially in the summertime... We're just trying to raise money to help them out, keep their doors open so more kids can



benefit from it."

In addition, Garçon helped donate new football jerseys to one high school in Washington, D.C., one in Virginia and one in Maryland. The gesture was personal for the Division III Mount Union product.

"It just makes me happy that I could help out, especially in high school, where for kids, it's a big moment in their lives," Garçon told *The Washington Post*. "Having nice uniforms could make you play a little bit better and hopefully help you earn a scholarship to play Division I football, and that goes a long way between playing Division I instead of Division III, not having to pay your loans and all that."

Garçon's interest in helping the young men and women of the greater Washington, D.C. has been a staple of his time in burgundy and gold. Garçon is one of several Redskins players to have befriended 17-year-old Juwaan Espinal, a major Redskins fan from nearby Centreville High School who is non-verbal and confined to a wheelchair as the result of cerebral palsy. In September 2014, as told by WJLA, "Fans lined up outside a Paisano's Pizza on Pershing Drive in Arlington to see Garçon. Each fan paid \$25 to meet him, with the money going to help the Espinal family."

With Garçon's assistance, the community raised in excess of \$26,000 to buy a special-equipped van for Juwaan and his family. Garçon surprised Juwaan by driving the family's new van onto the sidelines during halftime of Centreville's game on Sept. 12,

Garçon's off-field efforts have even carried him overseas, as he joined Saints tight end Jimmy Graham and Dolphins punter Brandon Fields on a USO tour of U.S. military bases in Afghanistan and the United Arab Emirates in March 2014.





## GROUND AND POUND

Washington's rushing attack was a point of pride during the 2012 season as the Redskins posted a team-record 2,709 rushing yards. In 2013, the Redskins' ground game was reminiscent of the 2012 attack that earned Washington its first NFL team rushing crown since 1933. The Redskins posted a Top 5 finish in rushing yardage in consecutive years for the first time since doing so in three consecutive seasons from 1983-85.

### RUSHING YARDS (NFL, 2013):

| Team                          | Yards        | Att.       | Avg.       | TD        |
|-------------------------------|--------------|------------|------------|-----------|
| 1. Philadelphia Eagles        | 2,566        | 500        | 5.1        | 19        |
| 2. Buffalo Bills              | 2,307        | 546        | 4.2        | 15        |
| 3. San Francisco 49ers        | 2,201        | 505        | 4.4        | 18        |
| 4. Seattle Seahawks           | 2,188        | 509        | 4.3        | 14        |
| 5. <b>Washington Redskins</b> | <b>2,164</b> | <b>453</b> | <b>4.8</b> | <b>14</b> |

The Redskins rushed for exactly 209 yards twice in Weeks 7 and 9 in 2013. The team did so in a 45-41 win vs. Chicago, breaking the 200-yard rushing mark in consecutive games for the first time since Weeks 4-5 of the 1984 season. They added another 209-yard effort in Week 9 vs. San Diego.

Washington has had seven 200-yard rushing games since 2012, tied for the most in the NFL in that span.

### 200-YARD RUSHING GAMES (NFL SINCE 2012):

| Player                         | 200-Yard Games |
|--------------------------------|----------------|
| <b>1t. Washington Redskins</b> | 7              |
| 1t. Philadelphia Eagles        | 7              |
| 2. Minnesota Vikings           | 6              |
| 4t. Buffalo Bills              | 5              |
| 4t. Seattle Seahawks           | 4              |

Three times last season, the Redskins' rushing output in a game was the most in the league that week. Washington posted league highs in Week 6 (216 yards at Dallas), Week 7 (209 vs. Chicago) and Week 11 (191 at Philadelphia).

### WEEKS WITH MOST RUSHING YARDS IN A GAME (2013):

| Player                        | Weeks |
|-------------------------------|-------|
| 1. Philadelphia Eagles        | 4     |
| <b>2. Washington Redskins</b> | 3     |
| 3t. Buffalo Bills             | 2     |
| 3t. San Francisco 49ers       | 2     |
| 5t. Six teams tied            | 1     |

Washington's 4.78 yards-per-carry average last year ranked third in the NFL in 2013.

### YARDS PER CARRY (NFL):

| Team                          | Att.       | Yds.         | Avg.        |
|-------------------------------|------------|--------------|-------------|
| 1. Philadelphia Eagles        | 500        | 2,566        | 5.13        |
| 2. Minnesota Vikings          | 423        | 2,081        | 4.92        |
| <b>3. Washington Redskins</b> | <b>453</b> | <b>2,164</b> | <b>4.78</b> |
| 4. Green Bay Packers          | 459        | 2,136        | 4.65        |

Including Washington's team-record 2,709 rushing yards from 2012, the Redskins' 2,164-yard effort in 2013 gave Washington 2,000 rushing yards in consecutive seasons for the first time since 2005-06. It marked the eighth time the Redskins had posted consecutive 2,000-yard rushing seasons (1978-79, 1979-80, 1980-81, 1983-84, 1984-85, 1990-91, 2005-06, 2012-13).

This season, the Redskins will attempt to post a third consecutive 2,000-yard rushing season for the first time since 1983-85.

### 2,000-YARD RUSHING SEASONS (REDSKINS HISTORY):

| Season                  | Rushing Yards |
|-------------------------|---------------|
| 1. 2012 Redskins        | 2,709         |
| 2. 1983 Redskins        | 2,625         |
| 3. 1985 Redskins        | 2,523         |
| 4. 1979 Redskins        | 2,328         |
| 5. 1984 Redskins        | 2,274         |
| 6. 1933 Redskins        | 2,258         |
| 7. 2006 Redskins        | 2,216         |
| 8. 2005 Redskins        | 2,183         |
| 9. <b>2013 Redskins</b> | <b>2,164</b>  |
| 10. 1981 Redskins       | 2,157         |
| 11. 1951 Redskins       | 2,151         |
| 12. 1976 Redskins       | 2,111         |
| 13. 1987 Redskins       | 2,102         |
| 14. 2008 Redskins       | 2,095         |
| 15. 1990 Redskins       | 2,083         |
| 16t. 1972 Redskins      | 2,082         |
| 16t. 1978 Redskins      | 2,082         |
| 18. 1991 Redskins       | 2,049         |
| 19. 1999 Redskins       | 2,039         |
| 20. 1970 Redskins       | 2,021         |
| 21. 1980 Redskins       | 2,016         |
| 22. 1955 Redskins       | 2,000         |

The Redskins gained a league-high 4,873 rushing yards on 972 carries across the 2012-13 seasons. Washington's 5.01 yards per carry average in the last two years marks the best two-year rushing average for the team in franchise history and represents the first time the team has gained better than five yards per carry in a two-year span.

### TWO-YEAR RUSHING AVERAGES (REDSKINS HISTORY):

| Season                     | Yards/Carry |
|----------------------------|-------------|
| <b>1. 2012-13 Redskins</b> | <b>5.01</b> |
| 2. 2011-12 Redskins        | 4.70        |
| 3. 1932-33 Redskins        | 4.55        |
| 4. 1933-34 Redskins        | 4.46        |
| 5. 1958-59 Redskins        | 4.37        |
| 6. 2005-06 Redskins        | 4.33        |
| 7. 1969-70 Redskins        | 4.33        |
| 8. 1998-99 Redskins        | 4.31        |
| 9. 1999-2000 Redskins      | 4.17        |
| 10. 2008-09 Redskins       | 4.15        |



## A.M.-TRAK

Away from football, running back Alfred Morris might be best known for his beloved car — a 1991 Mazda 626 he affectionately names “Bentley.” Mazda volunteered 275 hours of work over four months to restore Morris’ famous ride, which he bought from his pastor for \$2 in college.

It’s been Morris himself that’s run like an old classic since he entered the league in 2012. Morris was one of the engines that drove the Redskins to their first team rushing title since 1933 in 2012. Morris ranked third in the NFC and fourth in the NFL in rushing yardage in 2013.

### MOST RUSHING YARDS (NFL, 2013):

| Player                  | Team       | Yards      | Att.         | Avg.        |
|-------------------------|------------|------------|--------------|-------------|
| 1. LeSean McCoy         | PHI        | 314        | 1,607        | 5.12        |
| 2. Matt Forte           | CHI        | 289        | 1,339        | 4.63        |
| 3. Jamaal Charles       | KC         | 259        | 1,287        | 4.97        |
| <b>4. Alfred Morris</b> | <b>WAS</b> | <b>276</b> | <b>1,275</b> | <b>4.62</b> |
| 5. Adrian Peterson      | MIN        | 279        | 1,266        | 4.54        |

Morris was one of seven backs to post 1,000 rushing yards in both 2012 and 2013 and is one of only four to exceed 1,250 yards in both seasons. Morris’ 2,979 rushing yards since 2012 are second-most in the league, and he can boast the most 70-yard rushing games in that time frame.

### MOST RUSHING YARDS SINCE 2012 (NFL):

| Player                  | Team       | Yards        |
|-------------------------|------------|--------------|
| 1. Adrian Peterson      | MIN        | 3,438        |
| <b>2. Alfred Morris</b> | <b>WAS</b> | <b>3,064</b> |
| 3. Marshawn Lynch       | SEA        | 2,993        |
| 4. Jamaal Charles       | KC         | 2,819        |

### MOST 70-YARD RUSHING GAMES (NFL, 2012-13):

| Player                  | Team       | 70-Yard Games |
|-------------------------|------------|---------------|
| <b>1. Alfred Morris</b> | <b>WAS</b> | <b>26</b>     |
| 2. Marshawn Lynch       | SEA        | 25            |
| 3. Adrian Peterson      | MIN        | 24            |

Morris’ success in 2013 came after a 2012 rookie season in which he blossomed from an overlooked sixth-round pick to the team’s new record-holder for rushing yards in a season. His performance was the third-most prolific by a rookie in league history.

### RUSHING YARDS, ROOKIE SEASON (NFL HISTORY):

| Player                  | Season/Team          | Rush Yds.    |
|-------------------------|----------------------|--------------|
| 1. Eric Dickerson       | 1983 Rams            | 1,808        |
| 2. George Rogers        | 1981 Saints          | 1,674        |
| <b>3. Alfred Morris</b> | <b>2012 Redskins</b> | <b>1,613</b> |
| 4. Ottis Anderson       | 1979 Cardinals       | 1,605        |

Morris amassed the most rushing yardage of any Redskin in his first two NFL seasons.

### MOST RUSHING YARDS, FIRST TWO NFL SEASONS (REDSKINS):

| Player                  | Seasons        | Rush Yds.    |
|-------------------------|----------------|--------------|
| <b>1. Alfred Morris</b> | <b>2012-13</b> | <b>2,888</b> |
| 2. Mike Thomas          | 1975-76        | 2,020        |
| 3. Larry Brown          | 1969-70        | 2,013        |



Morris’ 2,888 rushing yards from 2012-13 ranked ninth-most in NFL history among players in their first two seasons. In Week 11, Morris became only the 16th back in NFL history to reach 2,500 rushing yards in his first two seasons. The list includes five Pro Football Hall of Famers: Eric Dickerson (3,913), Earl Campbell (3,147), Barry Sanders (2,774), Curtis Martin (2,639) and Emmitt Smith (2,500).

### RUSHING YARDS (FIRST TWO SEASONS, NFL HISTORY):

| Player                  | Seasons        | Yds.         |
|-------------------------|----------------|--------------|
| 1. Eric Dickerson       | 1983-84        | 3,913        |
| ...                     |                |              |
| 8. LaDainian Tomlinson  | 2001-02        | 2,919        |
| <b>9. Alfred Morris</b> | <b>2012-13</b> | <b>2,888</b> |
| 10. Barry Sanders       | 1989-90        | 2,774        |

Morris eclipsed 3,000 career rushing yards in Week 2, becoming the fastest player to reach 3,000 career yards as a member of the Redskins, doing so in 34 career games. In those 34 games, Morris posted 22 rushing touchdowns, pushing him into the Top 10 in team history.

### CAREER RUSHING TOUCHDOWNS (REDSKINS HISTORY):

| Player                   | Seasons            | Rush TD   |
|--------------------------|--------------------|-----------|
| 1. John Riggins          | 1976-85 (9)        | 79        |
| ...                      |                    |           |
| 7. Earnest Byner         | 1989-93 (5)        | 25        |
| 8. Cliff Battles         | 1932-37 (6)        | 23        |
| <b>9t. Alfred Morris</b> | <b>2012-14 (3)</b> | <b>22</b> |
| 9t. Don Bossler          | 1957-64 (8)        | 22        |



## TRENDING

### DON'T FORGET ABOUT 'DRE

Forgot About Dre? The Redskins haven't.

Washington's receiving corps likely received its highest-profile new addition on April 2 when the team inked free agent DeSean Jackson to a new contract at Redskins Park. And while attention has followed Jackson's every move in burgundy and gold, the oft-overlooked signing of fifth-year veteran Andre Roberts may be a critical component to the Redskins' offensive versatility in 2014.

Roberts was one of Washington's most coveted targets in free agency, becoming one of three players signed by the team within the first 24 hours of free agency's opening in March. He joined the Redskins having appeared in 62 career games with 35 starts in Arizona from 2010-13, compiling 182 receptions for 2,123 receiving yards (11.7 avg.) with 11 receiving touchdowns.

When his addition was announced March 12, Roberts was expected to provide the Redskins a formidable one-two punch at receiver with record-breaking receiver Pierre Garçon. But with Jackson's arrival in April, Roberts' role was redefined.

Garçon and Jackson are expected to start at Washington's X and Z receiver positions this season, but Roberts appeared to have seized control of the team's Zebra slot receiver spot from the outset of the offseason. Early in training camp, receivers and coaches were effusive in their praise of Roberts' play out of the slot.

*"He's proven out there that he can play every position on offense at the receiver spot – X, Z and Zebra man. He's doing a great job. We had every intent of him being the No. 2 receiver – DeSean fell in our lap – so now he is going to play inside, which speaks to his versatility."*

- Head Coach Jay Gruden on Andre Roberts during training camp

"I knew I was going to be involved on offense, it was just a matter of how much and where they're going to put me," Roberts told Mike Jones of the *Washington Post* during the offseason. "I'm not really worried about that. I know I'm going to be a big part of this offense regardless of where I am."

Roberts expects to be a big part of the offense, but his contributions may not be limited to that side of the ball. Under new special teams coordinator Ben Kotwica, there is a mutual desire between the Redskins and Roberts for the 26-year-old to handle both kick and punt returning duties this season.

"I'm one of those players when he gets the ball in his hands he can make a big play," Roberts told reporters during minicamp. "That's what I want to bring to this team as well, not just as a receiver but on special teams."



### ANCHORING THE LINE

In the midst of changes throughout the coaching staff during the 2014 offseason, the Redskins made the decision to retain Offensive Line Coach Chris Foerster, a man who has presided since 2010 over a position group whose heritage runs deep in team lore dating back to the beloved "Hogs" in the 1980s and 1990s.

Since the start of the 2012 season, no offensive line in the NFL has blocked for more rushing yards than Foerster's big men.

#### NFL RUSHING YARDS SINCE 2012:

| Team                    | Yards | Att.  | Avg. | TD |
|-------------------------|-------|-------|------|----|
| 1. Washington Redskins  | 5,195 | 1,037 | 5.01 | 40 |
| 2. Seattle Seahawks     | 5,082 | 1,095 | 4.64 | 33 |
| 3. Minnesota Vikings    | 4,954 | 960   | 5.16 | 40 |
| 4. San Francisco 49ers  | 4,948 | 1,054 | 4.69 | 37 |
| 5. Buffalo Bills        | 4,830 | 1,054 | 4.58 | 28 |
| 6. Philadelphia Eagles  | 4,712 | 973   | 4.84 | 32 |
| 7. Kansas City Chiefs   | 4,651 | 990   | 4.7  | 28 |
| 8. New England Patriots | 4,488 | 1,050 | 4.27 | 46 |
| 9. New York Jets        | 4,412 | 1,058 | 4.17 | 27 |
| 10. Carolina Panthers   | 4,289 | 1,002 | 4.28 | 36 |

Featured on the offensive line is Trent Williams, the now two-time Pro Bowler who has blossomed from the fourth overall pick in the 2010 NFL Draft to one of the game's premier left tackles. The Oklahoma product nicknamed "Silverback" is often described as a freak athlete, an imposing 337-pounder who recorded a 34.5-inch vertical and 4.88 40-yard dash at the combine four years ago.

*"He's a giant of a man plus he's got the feet of a ballerina."*

- Head Coach Jay Gruden on Trent Williams during training camp

It's a breathtaking combination of size, speed and strength that often leaves coaches, teammates and observers in awe. During training camp, Head Coach Jay Gruden was asked if Williams' ability with his feet is coachable to other players or if it was simply blessed.

"Yeah, that's blessed," Gruden said. "You can't teach what Trent Williams has. He's a giant of a man plus he's got the feet of a ballerina, so that is genetics right there at its finest."

Williams has continued a tradition of strong left tackle play in Washington this century. Between Williams (2012-13) and former Redskins great Chris Samuels (2001-02, 05-08), Redskins left tackles have been selected to six of the last nine Pro Bowls.

"Trent through the years has become a true professional," Foerster said. "He continues to prepare and work hard every week... He's just continued to improve everything trying to work on his complete game."





## UNSUNG HERO

Darrel Young entered the NFL as a college free agent linebacker out of Villanova in 2009. One position change and two head coaching changes later, Young has found a home as one of the league's most dynamic fullbacks.

A favorite of teammates, fans, coaches and media members alike, there was consternation in the 2014 off-season about whether or not new coach Jay Gruden — who did not prominently feature a fullback as Offensive Coordinator of the Cincinnati Bengals — would have a significant role for Young. That question was laid to rest early in training camp.

"I didn't have Darrel Young in Cincinnati — if I had him, I would have used him," Gruden said. "He's very versatile, he can run, he can catch, so we're excited about having him... The personnel will vary but DY will be a major part of this offense."

*"I didn't have Darrel Young in Cincinnati. If I had him, I would have used him."*

*- Head Coach Jay Gruden during training camp, discussing his limited usage of fullbacks while Offensive Coordinator for the Cincinnati Bengals*

Gruden's statements have proven prophetic, as Young has scored touchdowns in each of the Redskins' first two games this season, including a one-yard touchdown plunge at Houston in Week 1 and a 20-yard touchdown reception vs. Jacksonville in Week 2.

In Week 9 last season, Young helped the Redskins to an overtime win against the San Diego Chargers, receiving five carries for 12 yards and three rushing touchdowns, including a 4-yard walk-off touchdown in overtime. The three touchdowns were a single-game career high for Young. Young had entered the game with only one career rushing touchdown to his credit — a six-yard score against the New York Giants on Dec. 18, 2011. He added a career-long 62-yard touchdown reception two weeks later at Philadelphia.

As a blocker, Young has helped pave the way for a rushing attack that gained a league-high 4,873 rushing yards on 972 carries across the 2012-13 seasons. Among the beneficiaries of Young's blocks is Alfred Morris, whose 2,888 rushing yards from 2012-13 rank ninth-most in NFL history among players in their first two seasons.

Young was a crucial component of the Redskins' league-high 2,709 rushing yards in 2012, which broke the team record of 2,625 set in 1983. The team broke the 200-yard rushing mark four times in 2012, tied for the most in a season in team history since the 1970 merger. With Young, the Redskins surpassed the 200-yard rushing plateau three times in 2013 as well.

Though Young continues to adapt and thrive in his unsung hero role in Washington's offense, the "hero" label is nothing new to the Young family. Young was raised in a military family, as his father served in the Army and his brother, Sgt. 1st Class David Young Jr., has completed several tours in the Middle East in recent years. Young has travelled overseas to visit troops in order to show his appreciation for members of the military and has repeatedly been supportive of all members of the military.

*"I just run 100 yards and tackle people, hit people, block people. He's out there to serve the country. He's the real hero in my life."*

*- Fullback Darrel Young discussing his brother, Sgt. 1st Class David Young Jr., on ESPN's Sunday NFL Countdown (segment screenshots on right)*

The mentality of sacrifice and hard work that was ingrained in Young while growing up in a military family established the foundation for his success doing football's so-called "dirty work" both as a fullback and as one of the Redskins' leaders on special teams.



Fullback Darrel Young (right) has been one of Washington's unsung heroes in recent years, notably in scoring three touchdowns — including the game-winning score in overtime — vs. San Diego in 2013. Young is pictured here with the man he considers his hero — his brother, Sgt. 1st Class David Young, Jr.







## K.O. COMBO

### RYAN KERRIGAN

If patience is a virtue, the Redskins were virtuous in the first round of the 2011 NFL Draft, as the team opted to trade back from its No. 10 overall selection to the 16th overall pick. With the 16th selection, the Redskins used the pick acquired from Jacksonville to select Ryan Kerrigan, a then-defensive end out of Purdue. In three-plus seasons, the end-turned-linebacker has blossomed into one of the Redskins' most consistent performers and one of the league's up and coming pass rushers.

Named to his first career Pro Bowl following the 2012 season, the Muncie, Ind. native has registered 8.5 sacks in each of the past two seasons after posting 7.5 in his rookie season in 2011. The 26-year-old who currently leads in the NFL in sacks has started all 50 regular season games and one postseason game played by the organization since he was drafted.

In Week 2 of the 2014 season, Kerrigan launched a simultaneous assault on Jaguars quarterback Chad Henne and the Redskins' record book, tying a franchise record by becoming the fifth player in team history to record four sacks in a game. But more stunning than Kerrigan's four-sack outburst was the way the normally subdued man from America's heartland celebrated his first and fourth sacks of the day in the midst of a 41-10 win.

"[Linebacker] Will Compton has been kind of getting in my ear for a while to do the Shawn Michaels from wrestling — the HBK," Kerrigan said of the inspiration for his celebrations. "All he kept saying was, 'Hit the HBK, hit the HBK.' Finally, I did right by him and hit the HBK a couple times. On the second and third ones, when I didn't do it, he was giving me a bunch of hell on the sidelines, like, 'Why didn't you do it? You need to trademark it.' I'm like, 'Well, I can't trademark it, it's HBK.'" But that's where it came from. You guys can thank Will Compton for the motivation for that one."

Kerrigan is one of six players selected in the 2011 NFL Draft to have already reached 25 career sacks. San Francisco's Aldon Smith (42.0), Houston's J.J. Watt (37.5), Denver's Von Miller (36.0), St. Louis' Robert Quinn (34.5), Kansas City's Justin Houston (28.5), and Kerrigan (28.5) and have combined for 207 sacks since entering the league together in the 2011 NFL Draft. Beyond this sextet of pass rushers, only one other player drafted since 2011 has more than 20 career sacks.

The Purdue product ended his college career tied for the Football Bowl Subdivision record with 14 career forced fumbles, and his innate knack for knocking the ball loose has translated to the NFL. Kerrigan has been credited with 11 forced fumbles in his young career and joins Ken Harvey (13), Bruce Smith (11), LaVar Arrington (10), London Fletcher (10) and Marcus Washington (10) as the only Redskins players since 1994 to post double figures in career forced fumbles in burgundy and gold.



### BRIAN ORAKPO

In the midst of their NFC East title run in 2012, the Redskins found themselves without the services of linebacker Brian Orakpo for the team's final 14 games of the season after a torn pectoral muscle ended his season in Week 2. Orakpo's recovery and return was one of the defining storylines during the 2013 offseason.

Orakpo's renaissance season in 2013 was a resounding success. The Houston native started 15 games for Washington, missing only the team's finale, and earned his third career Pro Bowl selection after he was credited with 70 tackles by the coaching staff while accumulating 10.0 sacks, four passes defended, two fumble recoveries and an interception, which he returned for a touchdown.

The man known simply as "Rak" entered the season needing half a sack to reach the career 30-sack milestone, a plateau which he made distant in the linebacker's rearview mirror. He surpassed the 30-sack mark with a sack at Green Bay in Week 2 and posted another nine sacks in the 12 games that followed. With 1.5 sacks at Atlanta in Week 15, Orakpo reached 10.0 sacks for the season, marking the first time he had posted double-digit sacks in a season since setting a Redskins rookie record with 11.0 sacks in his debut season in 2009.

In 2013, Orakpo passed Dave Butz (35.5) and Andre Carter (34.0) on the team's all-time sack list and, in Week 2 of the 2014 season, became the fifth member of the Redskins to reach 40 career sacks (see below).

The former Texas Longhorn has been adept at getting his hands on quarterbacks throughout his entire football life, but in Week 7 last year, Orakpo had his first experience getting his hands on a pass. In the second quarter of Washington's win over the Chicago Bears, Orakpo intercepted quarterback Jay Cutler and returned the pick 29 yards for a touchdown. The interception and the defensive touchdown were both career firsts for Orakpo, and according to Orakpo, the interception was the first of his life at any level.

As with any 3-4 outside linebacker in today's NFL, Orakpo is judged primarily on his pass rush, but Defensive Coordinator Jim Haslett has gone out of his way in recent years to credit Orakpo for his role in the run game.

In addition to his pass rush prowess and his ability against the run, in the 2014 offseason, new Outside Linebackers Coach Brian Baker praised an underrated aspect of Orakpo's game.

"They are the best covering outside linebackers in this league," Baker said of Orakpo and Kerrigan during minicamp. "I was shocked when I studied film to take the job how good those guys are in coverage... In coverage, those guys are ridiculous. In coverage, I'm not messing those two dudes up at all. They are fantastic, both of them."



### REDSKINS ALL-TIME SACK LEADERS

#### TOP 10, REDSKINS HISTORY:

| Player                  | Seasons            | Sacks       |
|-------------------------|--------------------|-------------|
| 1. Dexter Manley        | 1982-89 (8)        | 91.0        |
| 2. Charles Mann         | 1983-93 (11)       | 82.0        |
| 3. Monte Coleman        | 1979-94 (16)       | 43.5        |
| 4. Ken Harvey           | 1994-98 (5)        | 41.5        |
| <b>5. Brian Orakpo</b>  | <b>2009-14 (6)</b> | <b>40.5</b> |
| 6. Dave Butz            | 1982-88 (7)        | 35.5        |
| 7. Andre Carter         | 2006-10 (5)        | 34.0        |
| 8. Bruce Smith          | 2000-03 (4)        | 29.0        |
| <b>9. Ryan Kerrigan</b> | <b>2011-14 (4)</b> | <b>28.5</b> |
| 10. Darryl Grant        | 1982-90 (9)        | 27.0        |



## HOMECOMING FOR RYAN CLARK

Ryan Clark spent two years with the Washington Redskins from 2004-05, helping patrol a secondary that guided the Redskins to a playoff berth and Wild Card round victory in his last season in D.C.

Now 34, Clark has returned to the Redskins with a Super Bowl ring and a Pro Bowl selection to his name. Immediately after his signing in early April, observers noted the leadership he could provide the team's young corps of defensive backs, and Clark has a theory why his name and the term "leadership" are so often found adjacent to one another these days.

"I get talked to a lot about leadership," Clark said during training camp. "I'm just old."

The line drew laughs, but it's the way the former college free agent from LSU now entering the 13th season of his decorated NFL career can lead by example that could prove most valuable to the Redskins' secondary in 2014.

"I'm not like, 'Hey, you have got to do it this way,' or 'You've got to do it that way,'" Clark said. "I think that falls on guys after you've played for such a long time, but for me, we're all the same group. We're all brothers. We're all trying to figure out how we can win games."

Clark is expected to be more than just a teacher in his second tenure in Washington. He joined the Redskins having previously appeared in 161 regular season games with 137 starts, compiling 807 tackles (562 solo), 52 passes defensed, 15 interceptions, five forced fumbles, six fumbles recovered and 3.5 sacks. He spent eight years in Pittsburgh from 2006-13 and played in 92 of a possible 96 regular season games from 2008-13 and helped the Steelers to two Super Bowl appearances in that time frame, including a 27-23 victory in Super Bowl XLIII.

The Marrero, La. native earned his first career Pro Bowl selection following the 2011 season, a season in which he started all 16 games of the Steelers' 12-4 campaign. One season later, he was named the Steelers' 2012 Walter Payton Man of the Year for his off-the-field community service as well his on-field performance.

Fans and observers may do a double take when seeing Clark in the Redskins' secondary on the practice field, but not simply just because of his return. Though Clark will wear No. 25 on Sundays, the former teammate of the late Sean Taylor continued his tradition of wearing No. 21 in Taylor's honor during training camp practices.

*"Every time somebody asks me why I wear a different number to practice, I get to tell Sean's story. I get to tell people about the guy I love. I get to tell people about the guy who was possibly on his way to being the greatest safety to ever play the game. And that got cut short. He never got to realize his full potential. But it gives me the opportunity to remind people of him."*

- Safety Ryan Clark to 106.7 The Fan on why he wears No. 21 in practice

The No. 21 represents a solemn moment of reflection for the normally gregarious Clark, who spent part of his offseason as an analyst for ESPN. Given his outgoing personality and the trend of nicknamed secondaries in the NFL, a reporter asked Clark if he cared to nickname Washington's secondary.

"No, we have no nicknames. All of that stuff is cute but I don't care about that, you know what I mean?" Clark said during training camp. "We just want to win. If by the end of the season you could say the secondary for the Washington Redskins were winners, I think we'll take that. That would be the most important thing."





## D-HALL TAKES CHARGE



For years, Washington's defense didn't have to search hard for a leader. Middle linebacker London Fletcher took command in the huddle and in the locker room, but following Fletcher's retirement after the 2013 season, the unit found itself in need of a unifying voice.

Enter DeAngelo Hall.

The 30-year-old playmaker at cornerback now in his 11th year has made a career of matching up one-on-one with top receivers and coming up with game-changing plays. The never-shy and often-brash Virginia Tech product seems ready to take the mantle of leadership.

"It's going to be the first camp in a long time that I haven't had a guy like Fletch around, so definitely the onus is on me," Hall said early in training camp. "Meeting with Jay [Gruden] this offseason he kind of stressed that to me and I embraced it. I felt like I was ready for it. London, I tried to stay in his hip pocket as much as possible, so I'm definitely up for the challenge. I understand it's not about me, it's about this team."

Hall's teammates apparently concurred, voting the Chesapeake, Va. native as the team's defensive captain for the 2014 season.

Hall has been among the top playmaking cornerbacks in the league since joining the Redskins in 2008. He has played 85 regular season games with the Redskins with 80 starts, registering 444 tackles (according to STATS, LLC), 23 interceptions, seven fumbles recovered, six fumbles forced and a sack. His 23 interceptions since joining the Redskins on Nov. 7, 2008 are fourth-most in the NFL in that time frame.

### INTERCEPTIONS BY NFL PLAYERS SINCE HALL JOINED THE REDSKINS (NOV. 7, 2008):

| Rank | Player               | Team(s)     | INT       |
|------|----------------------|-------------|-----------|
| 1    | Ed Reed              | BAL/HOU/NYJ | 29        |
| 2    | Asante Samuel        | PHI/ATL     | 26        |
| 3    | Charles Woodson      | GB/OAK      | 24        |
| 4    | <b>DeAngelo Hall</b> | <b>WAS</b>  | <b>23</b> |
| 5    | Two tied             |             | 22        |

After an offseason in which Hall publicly addressed his place among active cornerbacks, Hall set out in training camp to clarify his beliefs about the respect he believes his body of work should garner.

"As a corner if you don't feel like you're the best, you've got a problem right there. I never said I was the best, I would be a fool to think 11 years in I'm the best in the game right now," Hall noted. "I definitely think I'm pretty successful at doing what I do. Like I said, man, if you really watch film, let's go watch film and I put my film against any corner in the league and we'll see what he does and we'll see what I do and we can go from there. I definitely think that if you put me out there against a receiver, anyone of them, I'll take my chances. I never said I was the best, but I definitely feel like I should be in the conversation."

The comments displayed the matured and refined Hall, who has grown considerably from the player who was perceived as selfish entering the league at 20 years of age. It's the new Hall that new coach Jay Gruden has come to value as both a player and as a locker room presence.

"I did hear about DeAngelo Hall a little bit, some of the reputation, some of the things that happened, the attitude that he has. But as a cornerback, you kind of want some of that attitude, that cockiness, that confident air about you as long as it doesn't affect your play," Gruden said. "He's proven the last few years that it doesn't affect his play and I think he's calmed down a little bit. He knows what being a pro is all about... We're happy with his leadership role and his accountability right now."

Hall hopes to continue making a run at record books this season. His 23 interceptions as a Redskin rank 10th in team history. Last season, he scored a team-record three defensive touchdowns. Hall became only the second player in NFL history with at least four interception return touchdowns and four fumble return touchdowns in a career (Ronde Barber).



### ACTIVE INTERCEPTION LEADERS

*Career INTs by active NFL players:*

| Rank | Player               | Years          | INT       |
|------|----------------------|----------------|-----------|
| 1    | Charles Woodson      | 1998-14        | 57        |
| 2    | <b>DeAngelo Hall</b> | <b>2004-14</b> | <b>43</b> |
| 3t   | Terence Newman       | 2003-14        | 36        |
| 3t   | Charles Tillman      | 2003-14        | 36        |
| 5    | Troy Polamalu        | 2003-14        | 32        |

### CAREER TOUCHDOWNS

**Jan. 2, 2005 (Falcons at Seahawks):** Matt Hasselbeck pass intercepted by Hall and returned for a 48-yard touchdown.

**Oct. 16, 2005 (Falcons at Saints):** Antowain Smith fumble forced by Michael Boley, recovered by Hall and returned for a 66-yard touchdown.

**Oct. 1, 2006 (Falcons vs. Cardinals):** Kurt Warner pass intercepted by Hall and returned for a 37-yard touchdown.

**Oct. 7, 2007 (Falcons at Titans):** LenDale White fumbled forced by Jamaal Anderson, recovered by Hall and returned for a 56-yard touchdown.

**Sept. 12, 2010 (Redskins vs. Cowboys):** Tashard Choice fumble forced by Hall, recovered and returned for a 32-yard touchdown.

**Oct. 24, 2010 (Redskins at Bears):** Jay Cutler pass intercepted by Hall and returned for a 92-yard touchdown.

**Sept. 9, 2013 (Redskins vs. Eagles):** Michael Vick lateral forced by Ryan Kerrigan, recovered by Hall and returned for a 75-yard touchdown.

**Sept. 22, 2013 (Redskins vs. Lions):** Matthew Stafford pass intercepted by Hall and returned for a 17-yard touchdown.

**Oct. 27, 2013 (Redskins at Broncos):** Peyton Manning pass intercepted by Hall and returned for a 26-yard touchdown.





## 2014 ROSTER, DEPTH CHART AND TRANSACTIONS

**2014 WASHINGTON REDSKINS ROSTER (NUMERICAL)**

| NO. | FIRST    | LAST           | POS | HT   | WT  | AGE | EXP. | COLLEGE              | HS HOMETOWN             | HOW ACQ.     |
|-----|----------|----------------|-----|------|-----|-----|------|----------------------|-------------------------|--------------|
| 2   | Kai      | Forbath        | K   | 5-11 | 197 | 27  | 3    | UCLA                 | Sherman Oaks, Calif.    | FA-12        |
| 5   | Tress    | Way            | P   | 6-1  | 215 | 24  | 1    | Oklahoma             | Tulsa, Okla.            | W (CHI)-14   |
| 8   | Kirk     | Cousins        | QB  | 6-3  | 202 | 26  | 3    | Michigan State       | Holland, Mich.          | D4-12        |
| 10  | Robert   | Griffin III    | QB  | 6-2  | 222 | 24  | 3    | Baylor               | Copperas Cove, Texas    | D1-12        |
| 11  | DeSean   | Jackson        | WR  | 5-10 | 178 | 27  | 7    | California           | Long Beach, Calif.      | FA-14        |
| 12  | Andre    | Roberts        | WR  | 5-11 | 187 | 26  | 5    | The Citadel          | Columbia, S.C.          | UFA (ARI)-14 |
| 14  | Ryan     | Grant          | WR  | 6-0  | 193 | 23  | R    | Tulane               | Beaumont, Texas         | D5-14        |
| 15  | Aldrick  | Robinson       | WR  | 5-10 | 184 | 25  | 3    | SMU                  | Waxahachie, Texas       | D6b-11       |
| 16  | Colt     | McCoy          | QB  | 6-1  | 215 | 28  | 5    | Texas                | Tuscola, Texas          | UFA (CLE)-14 |
| 22  | Tracy    | Porter         | CB  | 5-11 | 188 | 28  | 7    | Indiana              | Port Allen, La.         | UFA (OAK)-14 |
| 23  | DeAngelo | Hall           | CB  | 5-10 | 198 | 30  | 11   | Virginia Tech        | Chesapeake, Va.         | FA-08        |
| 24  | Bacarri  | Rambo          | S   | 6-0  | 211 | 24  | 2    | Georgia              | Donalsonville, Ga.      | D6-13        |
| 25  | Ryan     | Clark          | S   | 5-11 | 205 | 34  | 13   | Louisiana State      | Marrero, La.            | UFA (PIT)-14 |
| 26  | Bashaud  | Breeland       | CB  | 5-11 | 197 | 22  | R    | Clemson              | Allendale, S.C.         | D4-14        |
| 29  | Roy      | Helu, Jr.      | RB  | 5-11 | 215 | 25  | 4    | Nebraska             | Danville, Calif.        | D4-11        |
| 30  | E.J.     | Biggers        | CB  | 6-0  | 185 | 27  | 6    | Western Michigan     | North Miami Beach, Fla. | UFA (TB)-13  |
| 32  | Silas    | Redd, Jr.      | RB  | 5-10 | 200 | 22  | R    | Southern California  | Stamford, Conn.         | CFA-14       |
| 34  | Trenton  | Robinson       | S   | 5-9  | 195 | 24  | 3    | Michigan State       | Bay City, Mich.         | FA-13        |
| 35  | Duke     | Ihenacho       | S   | 6-1  | 207 | 25  | 3    | San Jose State       | Gardena, Calif.         | W (DEN)-14   |
| 36  | Darrel   | Young          | FB  | 5-11 | 251 | 27  | 5    | Villanova            | Amityville, N.Y.        | FA-10        |
| 39  | David    | Amerson        | CB  | 6-1  | 205 | 22  | 2    | North Carolina State | Greenboro, N.C.         | D2-13        |
| 46  | Alfred   | Morris         | RB  | 5-10 | 224 | 25  | 3    | Florida Atlantic     | Pensacola, Fla.         | D6a-12       |
| 47  | Akeem    | Davis          | S   | 6-1  | 200 | 24  | R    | Memphis              | Laurel, Miss.           | FA-14        |
| 50  | Gabe     | Miller         | LB  | 6-3  | 250 | 26  | 2    | Oregon State         | Lake Oswego, Ore.       | FA-13        |
| 51  | Will     | Compton        | LB  | 6-1  | 230 | 24  | 1    | Nebraska             | Bonne Terre, Mo.        | CFA-13       |
| 52  | Keenan   | Robinson       | LB  | 6-3  | 238 | 25  | 3    | Texas                | Plano, Texas            | D4b-12       |
| 54  | Akeem    | Jordan         | LB  | 6-1  | 255 | 29  | 8    | James Madison        | Harrisonburg, Va.       | UFA (KC)-14  |
| 55  | Adam     | Hayward        | LB  | 6-1  | 240 | 30  | 8    | Portland State       | Westminster, Calif.     | UFA (TB)-14  |
| 56  | Perry    | Riley, Jr.     | LB  | 6-0  | 238 | 26  | 5    | Louisiana State      | Stone Mountain, Ga.     | D4-10        |
| 57  | Nick     | Sundberg       | LS  | 6-0  | 264 | 27  | 5    | California           | Phoenix, Ariz.          | FA-10        |
| 60  | Spencer  | Long           | G   | 6-5  | 311 | 23  | R    | Nebraska             | Elkhorn, Neb.           | D3b-14       |
| 64  | Kedric   | Golston        | DL  | 6-4  | 318 | 31  | 9    | Georgia              | Tyrone, Ga.             | D6-06        |
| 66  | Chris    | Chester        | G   | 6-3  | 303 | 31  | 9    | Oklahoma             | Tustin, Calif.          | UFA (BAL)-11 |
| 67  | Josh     | LeRibeus       | G   | 6-2  | 315 | 25  | 3    | SMU                  | Richardson, Texas       | D3-12        |
| 68  | Tom      | Compton        | T   | 6-5  | 308 | 25  | 2    | South Dakota         | Rosemount, Minn.        | D6b-12       |
| 71  | Trent    | Williams       | T   | 6-5  | 337 | 26  | 5    | Oklahoma             | Longview, Texas         | D1-10        |
| 73  | Frank    | Kearse         | DE  | 6-5  | 310 | 25  | 3    | Alabama A&M          | Savannah, Ga.           | FA-14        |
| 74  | Tyler    | Polumbus       | T   | 6-8  | 308 | 29  | 6    | Colorado             | Englewood, Colo.        | FA-11        |
| 76  | Morgan   | Moses          | T   | 6-6  | 318 | 23  | R    | Virginia             | North Chesterfield, Va. | D3a-14       |
| 77  | Shawn    | Lauvao         | G   | 6-3  | 315 | 26  | 5    | Arizona State        | Honolulu, Hawaii        | UFA (CLE)-14 |
| 78  | Kory     | Lichtensteiger | C/G | 6-2  | 296 | 29  | 6    | Bowling Green        | Convoy, Ohio            | FA-10        |
| 82  | Logan    | Paulsen        | TE  | 6-5  | 261 | 27  | 5    | UCLA                 | West Hills, Calif.      | CFA-10       |
| 84  | Niles    | Paul           | TE  | 6-1  | 241 | 25  | 4    | Nebraska             | Omaha, Neb.             | D5b-11       |
| 86  | Jordan   | Reed           | TE  | 6-2  | 237 | 24  | 2    | Florida              | New London, Conn.       | D3-13        |
| 88  | Pierre   | Garçon         | WR  | 6-0  | 216 | 28  | 7    | Mount Union          | Greenacres, Fla.        | UFA (IND)-12 |
| 89  | Santana  | Moss           | WR  | 5-10 | 193 | 35  | 14   | Miami (Fla.)         | Carol City, Fla.        | T (NYJ)-05   |
| 91  | Ryan     | Kerrigan       | LB  | 6-4  | 260 | 26  | 4    | Purdue               | Muncie, Ind.            | D1-11        |
| 92  | Chris    | Baker          | DL  | 6-2  | 325 | 26  | 3    | Hampton              | Windsor, Conn.          | FA-11        |
| 93  | Trent    | Murphy         | LB  | 6-5  | 258 | 23  | R    | Stanford             | Phoenix, Ariz.          | D2-14        |
| 94  | Clifton  | Geathers       | DE  | 6-8  | 325 | 26  | 5    | South Carolina       | Hemingway, S.C.         | UFA (PHI)-14 |
| 97  | Jason    | Hatcher        | DE  | 6-6  | 299 | 32  | 9    | Grambling State      | Jena, La.               | UFA (DAL)-14 |
| 98  | Brian    | Orakpo         | LB  | 6-4  | 257 | 28  | 6    | Texas                | Houston, Texas          | D1-09        |
| 99  | Jarvis   | Jenkins        | DE  | 6-4  | 315 | 26  | 4    | Clemson              | Central, S.C.           | D2-11        |

**EXEMPT/COMMISSIONER PERMISSION**

|    |         |             |   |      |     |    |   |              |              |              |
|----|---------|-------------|---|------|-----|----|---|--------------|--------------|--------------|
| 31 | Brandon | Meriweather | S | 5-11 | 198 | 30 | 8 | Miami (Fla.) | Apopka, Fla. | UFA (CHI)-12 |
|----|---------|-------------|---|------|-----|----|---|--------------|--------------|--------------|

**PRACTICE SQUAD**

|    |          |            |    |     |     |    |   |                  |                       |        |
|----|----------|------------|----|-----|-----|----|---|------------------|-----------------------|--------|
| 13 | Marvin   | McNutt     | WR | 6-2 | 225 | 25 | 2 | Iowa             | Florissant, Mo.       | FA-14  |
| 25 | Chris    | Thompson   | RB | 5-8 | 193 | 23 | 2 | Florida State    | Madison, Fla.         | D5a-13 |
| 38 | Chase    | Minnifield | CB | 6-0 | 186 | 25 | 2 | Virginia         | Lexington, Ky.        | CFA-12 |
| 41 | Phillip  | Thomas     | S  | 6-0 | 223 | 25 | 2 | Fresno State     | Bakersfield, Calif.   | D4-13  |
| 53 | Jackson  | Jeffcoat   | LB | 6-3 | 253 | 22 | R | Texas            | Plano West, Texas     | FA-14  |
| 62 | Braxston | Cave       | OL | 6-3 | 305 | 25 | 1 | Notre Dame       | Mishawaka, Ind.       | FA-14  |
| 75 | Robert   | Thomas     | NT | 6-3 | 325 | 23 | R | Arkansas         | Muskogee, Okla.       | CFA-14 |
| 79 | Derrick  | Hopkins    | DL | 6-0 | 314 | 22 | R | Virginia Tech    | Highland Springs, Va. | FA-14  |
| 83 | Ted      | Bolser     | TE | 6-5 | 249 | 23 | R | Indiana          | Cincinnati, Ohio      | D7a-14 |
| 87 | Je'Ron   | Hamm       | TE | 6-3 | 236 | 22 | R | Louisiana-Monroe | Leesville, La.        | FA-14  |

**RESERVE/PHYSICALLY UNABLE TO PERFORM**

|    |         |           |    |     |     |    |   |              |                       |              |
|----|---------|-----------|----|-----|-----|----|---|--------------|-----------------------|--------------|
| 72 | Stephen | Bowen     | DE | 6-5 | 300 | 30 | 9 | Hofstra      | Dix Hills, N.Y.       | UFA (DAL)-11 |
| 85 | Leonard | Hankerson | WR | 6-2 | 211 | 25 | 4 | Miami (Fla.) | Fort Lauderdale, Fla. | D3-11        |

**RESERVE/INJURED**

|    |          |              |    |      |     |    |   |               |                    |              |
|----|----------|--------------|----|------|-----|----|---|---------------|--------------------|--------------|
|    | Courtney | Bridget, Jr. | CB | 6-3  | 195 | 23 | R | Hampton       | Baltimore, Md.     | CFA-14       |
|    | Jerry    | Rice, Jr.    | WR | 5-10 | 185 | 23 | R | UNLV          | Atherton, Calif.   | CFA-14       |
| 53 | Darryl   | Sharpton     | LB | 5-11 | 235 | 26 | 5 | Miami (Fla.)  | Coral Gables, Fla. | UFA (HOU)-14 |
| 95 | Chris    | Neild        | NT | 6-2  | 328 | 26 | 4 | West Virginia | Stroudsburg, Pa.   | D7d-11       |

**RESERVE/INJURED (DESIGNATED FOR RETURN)**

|    |       |              |    |     |     |    |   |              |                         |              |
|----|-------|--------------|----|-----|-----|----|---|--------------|-------------------------|--------------|
| 96 | Barry | Cofield, Jr. | NT | 6-4 | 303 | 30 | 9 | Northwestern | Cleveland Heights, Ohio | UFA (NYG)-11 |
|----|-------|--------------|----|-----|-----|----|---|--------------|-------------------------|--------------|

**RESERVE/SUSPENDED BY COMMISSIONER**

|  |        |         |   |     |     |    |   |          |              |       |
|--|--------|---------|---|-----|-----|----|---|----------|--------------|-------|
|  | Tanard | Jackson | S | 6-0 | 193 | 29 | 5 | Syracuse | Potomac, Md. | FA-12 |
|--|--------|---------|---|-----|-----|----|---|----------|--------------|-------|

Key: UFA - unrestricted free agent | FA - free agent | RFA - restricted free agent | CFA - college free agent | T - trade | W - waivers | D - draft | SD - supplemental draft

**Head Coach:** Jay Gruden

**Assistant Coaches:** Jim Haslett (Defensive Coordinator), Ben Kotwica (Special Teams Coordinator), Sean McVay (Offensive Coordinator), Brian Baker (Outside Linebackers), Bradford Banta (Assistant Special Teams), Jacob Burney (Defensive Line), Shane Day (Assistant Offensive Line/Offensive Quality Control), Chad Englehart (Asst. Strength & Conditioning), Chris Foerster (Offensive Line), Ike Hilliard (Wide Receivers), Randy Jordan (Running Backs), Paul Kelly (Director of Football Operations), Raheem Morris (Defensive Backs), Bret Munsey (Special Projects), Kirk Olivadotti (Inside Linebackers), Jake Peetz (Offensive Quality Control), Wes Phillips (Tight Ends), Aubrey Pleasant (Defensive Quality Control), Ray Wright (Strength & Conditioning)



**2014 WASHINGTON REDSKINS ROSTER (ALPHABETICAL)**

| NO.  | LAST           | FIRST    | POS | HT   | WT  | D.O.B.   | EXP. | COLLEGE              | HS HOMETOWN             | HOW ACQ.      |
|--|----------------|----------|-----|------|-----|----------|------|----------------------|-------------------------|---------------|
| 39   | Amerson        | David    | CB  | 6-1  | 205 | 12/8/91  | 2    | North Carolina State | Greenboro, N.C.         | D2-'13        |
| 2  | Baker          | Chris    | DL  | 6-2  | 325 | 10/8/87  | 3    | Hampton              | Windsor, Conn.          | FA-'11        |
| 30   | Biggers        | E.J.     | CB  | 6-0  | 185 | 6/13/87  | 6    | Western Michigan     | North Miami Beach, Fla. | UFA (TB)-'13  |
| 26   | Breeland       | Bashaud  | CB  | 5-11 | 197 | 1/30/92  | R    | Clemson              | Allendale, S.C.         | D4-'14        |
| 66   | Chester        | Chris    | G   | 6-3  | 303 | 1/12/83  | 9    | Oklahoma             | Tustin, Calif.          | UFA (BAL)-'11 |
| 25   | Clark          | Ryan     | S   | 5-11 | 205 | 10/12/79 | 13   | Louisiana State      | Marrero, La.            | UFA (PIT)-'14 |
| 68   | Compton        | Tom      | T   | 6-5  | 308 | 5/10/89  | 2    | South Dakota         | Rosemount, Minn.        | D6b-'12       |
| 51   | Compton        | Will     | LB  | 6-1  | 230 | 9/19/89  | 1    | Nebraska             | Bonne Terre, Mo.        | CFA-'13       |
| 8  | Cousins        | Kirk     | QB  | 6-3  | 202 | 8/19/88  | 3    | Michigan State       | Holland, Mich.          | D4a-'12       |
| 47   | Davis          | Akeem    | S   | 6-1  | 200 | 12/25/89 | R    | Memphis              | Laurel, Miss.           | FA-'14        |
| 2  | Forbath        | Kai      | K   | 5-11 | 197 | 9/2/87   | 3    | UCLA                 | Sherman Oaks, Calif.    | FA-'12        |
| 88   | Garçon         | Pierre   | WR  | 6-0  | 216 | 8/8/86   | 7    | Mount Union          | Greenacres, Fla.        | UFA (IND)-'12 |
| 94   | Geathers       | Clifton  | DE  | 6-8  | 325 | 12/11/87 | 5    | South Carolina       | Hemingway, S.C.         | UFA (PHI)-'14 |
| 64   | Golston        | Kedric   | DL  | 6-4  | 318 | 5/30/83  | 9    | Georgia              | Tyrone, Ga.             | D6-'06        |
| 14   | Grant          | Ryan     | WR  | 6-0  | 193 | 12/19/90 | R    | Tulane               | Beaumont, Texas         | D5-'14        |
| 10   | Griffin III    | Robert   | QB  | 6-2  | 222 | 2/12/90  | 3    | Baylor               | Copperas Cove, Texas    | D1-'12        |
| 23   | Hall           | DeAngelo | CB  | 5-10 | 198 | 11/19/83 | 11   | Virginia Tech        | Chesapeake, Va.         | FA-'08        |
| 97   | Hatcher        | Jason    | DE  | 6-6  | 299 | 7/13/82  | 9    | Grambling State      | Jena, La.               | UFA (DAL)-'14 |
| 55   | Hayward        | Adam     | LB  | 6-1  | 240 | 6/23/84  | 8    | Portland State       | Westminster, Calif.     | UFA (TB)-'14  |
| 29   | Helu, Jr.      | Roy      | RB  | 5-11 | 215 | 12/7/88  | 4    | Nebraska             | Danville, Calif.        | D4-'11        |
| 35   | Ihenacho       | Duke     | S   | 6-1  | 207 | 6/16/89  | 3    | San Jose State       | Gardena, Calif.         | W (DEN)-'14   |
| 11   | Jackson        | DeSean   | WR  | 5-10 | 178 | 12/1/86  | 7    | California           | Long Beach, Calif.      | FA-'14        |
| 99   | Jenkins        | Jarvis   | DE  | 6-4  | 315 | 4/24/88  | 4    | Clemson              | Central, S.C.           | D2-'11        |
| 54   | Jordan         | Akeem    | LB  | 6-1  | 255 | 8/17/85  | 8    | James Madison        | Harrisonburg, Va.       | UFA (KC)-'14  |
| 73   | Kearse         | Frank    | DE  | 6-5  | 310 | 10/28/88 | 3    | Alabama A&M          | Savannah, Ga.           | FA-'14        |
| 91   | Kerrigan       | Ryan     | LB  | 6-4  | 260 | 8/16/88  | 4    | Purdue               | Muncie, Ind.            | D1-'11        |
| 77   | Lauvao         | Shawn    | G   | 6-3  | 315 | 10/26/87 | 5    | Arizona State        | Honolulu, Hawaii        | UFA (CLE)-'14 |
| 67   | LeRibeus       | Josh     | G   | 6-2  | 315 | 7/2/89   | 3    | SMU                  | Richardson, Texas       | D3-'12        |
| 78   | Lichtensteiger | Kory     | C/G | 6-2  | 296 | 3/22/85  | 6    | Bowling Green        | Convoy, Ohio            | FA-'10        |
| 60   | Long           | Spencer  | G   | 6-5  | 311 | 11/8/90  | R    | Nebraska             | Elkhorn, Neb.           | D3b-'14       |
| 16   | McCoy          | Colt     | QB  | 6-1  | 215 | 9/5/86   | 5    | Texas                | Tuscola, Texas          | UFA (CLE)-'14 |
| 46   | Miller         | Gabe     | LB  | 6-3  | 250 | 12/5/87  | 2    | Oregon State         | Lake Oswego, Ore.       | FA-'13        |
| 50   | Morris         | Alfred   | RB  | 5-10 | 224 | 12/12/88 | 3    | Florida Atlantic     | Pensacola, Fla.         | D6a-'12       |
| 76   | Moses          | Morgan   | T   | 6-6  | 318 | 3/3/91   | R    | Virginia             | North Chesterfield, Va. | D3a-'14       |
| 89   | Moss           | Santana  | WR  | 5-10 | 193 | 6/1/79   | 14   | Miami (Fla.)         | Carol City, Fla.        | T (NYJ)-'05   |
| 93   | Murphy         | Trent    | LB  | 6-5  | 258 | 12/20/90 | R    | Stanford             | Phoenix, Ariz.          | D2-'14        |
| 98   | Orakpo         | Brian    | LB  | 6-4  | 257 | 7/31/86  | 6    | Texas                | Houston, Texas          | D1-'09        |
| 84   | Paul           | Niles    | TE  | 6-1  | 241 | 8/9/89   | 4    | Nebraska             | Omaha, Neb.             | D5b-'11       |
| 82   | Paulsen        | Logan    | TE  | 6-5  | 261 | 2/26/87  | 5    | UCLA                 | West Hills, Calif.      | CFA-'10       |
| 74   | Polumbus       | Tyler    | T   | 6-8  | 308 | 4/10/85  | 6    | Colorado             | Englewood, Colo.        | FA-'11        |
| 22   | Porter         | Tracy    | CB  | 5-11 | 188 | 8/11/86  | 7    | Indiana              | Port Allen, La.         | UFA (OAK)-'14 |
| 24   | Rambo          | Bacarri  | S   | 6-0  | 211 | 6/27/90  | 2    | Georgia              | Donalsonville, Ga.      | D6-'13        |
| 32   | Redd, Jr.      | Silas    | RB  | 5-10 | 200 | 3/1/92   | R    | Southern California  | Stamford, Conn.         | CFA-'14       |
| 86   | Reed           | Jordan   | TE  | 6-2  | 237 | 7/3/90   | 2    | Florida              | New London, Conn.       | D3-'13        |
| 56   | Riley, Jr.     | Perry    | LB  | 6-0  | 238 | 5/3/88   | 5    | Louisiana State      | Stone Mountain, Ga.     | D4-'10        |
| 12   | Roberts        | Andre    | WR  | 5-11 | 187 | 1/9/88   | 5    | The Citadel          | Columbia, S.C.          | UFA (ARI)-'14 |
| 15   | Robinson       | Aldrick  | WR  | 5-10 | 184 | 11/24/88 | 3    | SMU                  | Waxahachie, Texas       | D6b-'11       |
| 52   | Robinson       | Keenan   | LB  | 6-3  | 238 | 7/7/89   | 3    | Texas                | Plano, Texas            | D4b-'12       |
| 34   | Robinson       | Trenton  | S   | 5-9  | 195 | 2/16/90  | 3    | Michigan State       | Bay City, Mich.         | FA-'13        |
| 57   | Sundberg       | Nick     | LS  | 6-0  | 264 | 7/29/87  | 5    | California           | Phoenix, Ariz.          | FA-'10        |
| 5  | Way            | Tress    | P   | 6-1  | 215 | 4/18/90  | 1    | Oklahoma             | Tulsa, Okla.            | W (CHI)-'14   |
| 71   | Williams       | Trent    | T   | 6-5  | 337 | 7/19/88  | 5    | Oklahoma             | Longview, Texas         | D1-'10        |
| 36   | Young          | Darrel   | FB  | 5-11 | 251 | 4/8/87   | 5    | Villanova            | Amityville, N.Y.        | FA-'10        |
| <b>EXEMPT/COMMISSIONER PERMISSION</b>          |                |          |     |      |     |          |      |                      |                         |               |
| 31   | Meriweather    | Brandon  | S   | 5-11 | 198 | 1/14/84  | 8    | Miami (Fla.)         | Apopka, Fla.            | UFA (CHI)-'12 |
| <b>PRACTICE SQUAD</b>                          |                |          |     |      |     |          |      |                      |                         |               |
| 83   | Bolser         | Ted      | TE  | 6-5  | 249 | 10/22/90 | R    | Indiana              | Cincinnati, Ohio        | D7a-'14       |
| 62   | Cave           | Braxston | OL  | 6-3  | 305 | 7/29/89  | 1    | Notre Dame           | Mishawaka, Ind.         | FA-'14        |
| 87   | Hamm           | JeRon    | TE  | 6-3  | 236 | 6/15/92  | R    | Louisiana-Monroe     | Leesville, La.          | FA-'14        |
| 79   | Hopkins        | Derrick  | DL  | 6-0  | 314 | 12/16/91 | R    | Virginia Tech        | Highland Springs, Va.   | FA-'14        |
| 53   | Jeffcoat       | Jackson  | LB  | 6-3  | 253 | 12/26/91 | R    | Texas                | Plano West, Texas       | FA-'14        |
| 13   | McNutt         | Marvin   | WR  | 6-2  | 225 | 7/4/89   | 2    | Iowa                 | Florissant, Mo.         | FA-'14        |
| 38   | Minnifield     | Chase    | CB  | 6-0  | 186 | 3/31/89  | 2    | Virginia             | Lexington, Ky.          | CFA-'12       |
| 41   | Thomas         | Phillip  | S   | 6-0  | 223 | 3/1/89   | 2    | Fresno State         | Bakersfield, Calif.     | D4-'13        |
| 75   | Thomas         | Robert   | NT  | 6-3  | 325 | 2/18/91  | R    | Arkansas             | Muskogee, Okla.         | CFA-'14       |
| 25   | Thompson       | Chris    | RB  | 5-8  | 193 | 10/20/90 | 2    | Florida State        | Madison, Fla.           | D5a-'13       |
| <b>RESERVE/PHYSICALLY UNABLE TO PERFORM</b>    |                |          |     |      |     |          |      |                      |                         |               |
| 72   | Bowen          | Stephen  | DE  | 6-5  | 300 | 3/28/84  | 9    | Hofstra              | Dix Hills, N.Y.         | UFA (DAL)-'11 |
| 85   | Hankerson      | Leonard  | WR  | 6-2  | 211 | 1/30/89  | 4    | Miami (Fla.)         | Fort Lauderdale, Fla.   | D3-'11        |
| <b>RESERVE/INJURED</b>                         |                |          |     |      |     |          |      |                      |                         |               |
|  | Bridget, Jr.   | Courtney | CB  | 6-3  | 195 | 3/22/91  | R    | Hampton              | Baltimore, Md.          | CFA-'14       |
| 95   | Neild          | Chris    | NT  | 6-2  | 328 | 12/1/87  | 4    | West Virginia        | Stroudsburg, Pa.        | D7d-'11       |
|  | Rice, Jr.      | Jerry    | WR  | 5-10 | 185 | 7/27/91  | R    | UNLV                 | Atherton, Calif.        | CFA-'14       |
| 53   | Sharpton       | Darryl   | LB  | 5-11 | 235 | 1/1/88   | 5    | Miami (Fla.)         | Coral Gables, Fla.      | UFA (HOU)-'14 |
| <b>RESERVE/INJURED (DESIGNATED FOR RETURN)</b> |                |          |     |      |     |          |      |                      |                         |               |
| 96   | Cofield, Jr.   | Barry    | NT  | 6-4  | 303 | 3/19/84  | 9    | Northwestern         | Cleveland Heights, Ohio | UFA (NYG)-'11 |
| <b>RESERVE/SUSPENDED BY COMMISSIONER</b>       |                |          |     |      |     |          |      |                      |                         |               |
|  | Jackson        | Tanard   | S   | 6-0  | 193 | 7/21/85  | 5    | Syracuse             | Potomac, Md.            | FA-'12        |

Key: UFA - unrestricted free agent | FA - free agent | RFA - restricted free agent | CFA - college free agent | T - trade | W - waivers | D - draft | SD - supplemental draft

**Head Coach:** Jay Gruden

**Assistant Coaches:** Jim Haslett (Defensive Coordinator), Ben Kotwica (Special Teams Coordinator), Sean McVay (Offensive Coordinator), Brian Baker (Outside Linebackers), Bradford Banta (Assistant Special Teams), Jacob Burney (Defensive Line), Shane Day (Assistant Offensive Line/Offensive Quality Control), Chad Englehart (Asst. Strength & Conditioning), Chris Foerster (Offensive Line), Ike Hilliard (Wide Receivers), Randy Jordan (Running Backs), Paul Kelly (Director of Football Operations), Raheem Morris (Defensive Backs), Bret Munsey (Special Projects), Kirk Olivadotti (Inside Linebackers), Jake Peetz (Offensive Quality Control), Wes Phillips (Tight Ends), Aubrey Pleasant (Defensive Quality Control), Ray Wright (Strength & Conditioning)



**2014 WASHINGTON REDSKINS ROSTER (POSITIONAL)**

| NO.                                | FIRST    | LAST           | POS | HT   | WT  | D.O.B.   | EXP. | COLLEGE              | HS HOMETOWN             | HOW ACQ.      |
|------------------------------------|----------|----------------|-----|------|-----|----------|------|----------------------|-------------------------|---------------|
| <b>QUARTERBACKS (3)</b>            |          |                |     |      |     |          |      |                      |                         |               |
| 8                                  | Kirk     | Cousins        | QB  | 6-3  | 202 | 8/19/88  | 3    | Michigan State       | Holland, Mich.          | D4a-'12       |
| 10                                 | Robert   | Griffin III    | QB  | 6-2  | 222 | 2/12/90  | 3    | Baylor               | Copperas Cove, Texas    | D1-'12        |
| 16                                 | Colt     | McCoy          | QB  | 6-1  | 215 | 9/5/86   | 5    | Texas                | Tuscola, Texas          | UFA (CLE)-'14 |
| <b>RUNNING BACKS/FULLBACKS (4)</b> |          |                |     |      |     |          |      |                      |                         |               |
| 29                                 | Roy      | Helu, Jr.      | RB  | 5-11 | 215 | 12/7/88  | 4    | Nebraska             | Danville, Calif.        | D4-'11        |
| 32                                 | Silas    | Redd, Jr.      | RB  | 5-10 | 200 | 3/1/92   | R    | Southern California  | Stamford, Conn.         | CFA-'14       |
| 36                                 | Darrel   | Young          | FB  | 5-11 | 251 | 4/8/87   | 5    | Villanova            | Amityville, N.Y.        | FA-'10        |
| 46                                 | Alfred   | Morris         | RB  | 5-10 | 224 | 12/12/88 | 3    | Florida Atlantic     | Pensacola, Fla.         | D6a-'12       |
| <b>WIDE RECEIVERS (6)</b>          |          |                |     |      |     |          |      |                      |                         |               |
| 11                                 | DeSean   | Jackson        | WR  | 5-10 | 178 | 12/1/86  | 7    | California           | Long Beach, Calif.      | FA-'14        |
| 12                                 | Andre    | Roberts        | WR  | 5-11 | 187 | 1/9/88   | 5    | The Citadel          | Columbia, S.C.          | UFA (ARI)-'14 |
| 14                                 | Ryan     | Grant          | WR  | 6-0  | 193 | 12/19/90 | R    | Tulane               | Beaumont, Texas         | D5-'14        |
| 15                                 | Aldrick  | Robinson       | WR  | 5-10 | 184 | 11/24/88 | 3    | SMU                  | Waxahachie, Texas       | D6b-'11       |
| 88                                 | Pierre   | Garçon         | WR  | 6-0  | 216 | 8/8/86   | 7    | Mount Union          | Greenacres, Fla.        | UFA (IND)-'12 |
| 89                                 | Santana  | Moss           | WR  | 5-10 | 193 | 6/1/79   | 14   | Miami (Fla.)         | Carol City, Fla.        | T (NYJ)-'05   |
| <b>TIGHT ENDS (3)</b>              |          |                |     |      |     |          |      |                      |                         |               |
| 82                                 | Logan    | Paulsen        | TE  | 6-5  | 261 | 2/26/87  | 5    | UCLA                 | West Hills, Calif.      | CFA-'10       |
| 84                                 | Niles    | Paul           | TE  | 6-1  | 241 | 8/9/89   | 4    | Nebraska             | Omaha, Neb.             | D5b-'11       |
| 86                                 | Jordan   | Reed           | TE  | 6-2  | 237 | 7/3/90   | 2    | Florida              | New London, Conn.       | D3-'13        |
| <b>OFFENSIVE LINEMEN (9)</b>       |          |                |     |      |     |          |      |                      |                         |               |
| 60                                 | Spencer  | Long           | G   | 6-5  | 311 | 11/8/90  | R    | Nebraska             | Elkhorn, Neb.           | D3b-'14       |
| 66                                 | Chris    | Chester        | G   | 6-3  | 303 | 1/12/83  | 9    | Oklahoma             | Tustin, Calif.          | UFA (BAL)-'11 |
| 67                                 | Josh     | LeRibeus       | G   | 6-2  | 315 | 7/2/89   | 3    | SMU                  | Richardson, Texas       | D3-'12        |
| 68                                 | Tom      | Compton        | T   | 6-5  | 308 | 5/10/89  | 2    | South Dakota         | Rosemount, Minn.        | D6b-'12       |
| 71                                 | Trent    | Williams       | T   | 6-5  | 337 | 7/19/88  | 5    | Oklahoma             | Longview, Texas         | D1-'10        |
| 74                                 | Tyler    | Polumbus       | T   | 6-8  | 308 | 4/10/85  | 6    | Colorado             | Englewood, Colo.        | FA-'11        |
| 76                                 | Morgan   | Moses          | T   | 6-6  | 318 | 3/3/91   | R    | Virginia             | North Chesterfield, Va. | D3a-'14       |
| 77                                 | Shawn    | Lauvao         | G   | 6-3  | 315 | 10/26/87 | 5    | Arizona State        | Honolulu, Hawaii        | UFA (CLE)-'14 |
| 78                                 | Kory     | Lichtensteiger | C/G | 6-2  | 296 | 3/22/85  | 6    | Bowling Green        | Convoy, Ohio            | FA-'10        |
| <b>DEFENSIVE LINEMEN (6)</b>       |          |                |     |      |     |          |      |                      |                         |               |
| 64                                 | Kedric   | Golston        | DL  | 6-4  | 318 | 5/30/83  | 9    | Georgia              | Tyrone, Ga.             | D6-'06        |
| 73                                 | Frank    | Kearse         | DE  | 6-5  | 310 | 10/28/88 | 3    | Alabama A&M          | Savannah, Ga.           | FA-'14        |
| 92                                 | Chris    | Baker          | DL  | 6-2  | 325 | 10/8/87  | 3    | Hampton              | Windsor, Conn.          | FA-'11        |
| 94                                 | Clifton  | Geathers       | DE  | 6-8  | 325 | 12/11/87 | 5    | South Carolina       | Hemingway, S.C.         | UFA (PHI)-'14 |
| 97                                 | Jason    | Hatcher        | DE  | 6-6  | 299 | 7/13/82  | 9    | Grambling State      | Jena, La.               | UFA (DAL)-'14 |
| 99                                 | Jarvis   | Jenkins        | DE  | 6-4  | 315 | 4/24/88  | 4    | Clemson              | Central, S.C.           | D2-'11        |
| <b>LINEBACKERS (9)</b>             |          |                |     |      |     |          |      |                      |                         |               |
| 50                                 | Gabe     | Miller         | LB  | 6-3  | 250 | 12/5/87  | 2    | Oregon State         | Lake Oswego, Ore.       | FA-'13        |
| 51                                 | Will     | Compton        | LB  | 6-1  | 230 | 9/19/89  | 1    | Nebraska             | Bonne Terre, Mo.        | CFA-'13       |
| 52                                 | Keenan   | Robinson       | LB  | 6-3  | 238 | 7/7/89   | 3    | Texas                | Plano, Texas            | D4b-'12       |
| 54                                 | Akeem    | Jordan         | LB  | 6-1  | 255 | 8/17/85  | 8    | James Madison        | Harrisonburg, Va.       | UFA (KC)-'14  |
| 55                                 | Adam     | Hayward        | LB  | 6-1  | 240 | 6/23/84  | 8    | Portland State       | Westminster, Calif.     | UFA (TB)-'14  |
| 56                                 | Perry    | Riley, Jr.     | LB  | 6-0  | 238 | 5/3/88   | 5    | Louisiana State      | Stone Mountain, Ga.     | D4-'10        |
| 91                                 | Ryan     | Kerrigan       | LB  | 6-4  | 260 | 8/16/88  | 4    | Purdue               | Muncie, Ind.            | D1-'11        |
| 93                                 | Trent    | Murphy         | LB  | 6-5  | 258 | 12/20/90 | R    | Stanford             | Phoenix, Ariz.          | D2-'14        |
| 98                                 | Brian    | Orakpo         | LB  | 6-4  | 257 | 7/31/86  | 6    | Texas                | Houston, Texas          | D1-'09        |
| <b>DEFENSIVE BACKS (11)</b>        |          |                |     |      |     |          |      |                      |                         |               |
| 22                                 | Tracy    | Porter         | CB  | 5-11 | 188 | 8/11/86  | 7    | Indiana              | Port Allen, La.         | UFA (OAK)-'14 |
| 23                                 | DeAngelo | Hall           | CB  | 5-10 | 198 | 11/19/83 | 11   | Virginia Tech        | Chesapeake, Va.         | FA-'08        |
| 24                                 | Bacarri  | Rambo          | S   | 6-0  | 211 | 6/27/90  | 2    | Georgia              | Donalsonville, Ga.      | D6-'13        |
| 25                                 | Ryan     | Clark          | S   | 5-11 | 205 | 10/12/79 | 13   | Louisiana State      | Marrero, La.            | UFA (PIT)-'14 |
| 26                                 | Bashaud  | Breeland       | CB  | 5-11 | 197 | 1/30/92  | R    | Clemson              | Allendale, S.C.         | D4-'14        |
| 30                                 | E.J.     | Biggers        | CB  | 6-0  | 185 | 6/13/87  | 6    | Western Michigan     | North Miami Beach, Fla. | UFA (TB)-'13  |
| 31                                 | Brandon  | Meriweather    | S   | 5-11 | 198 | 1/14/84  | 8    | Miami (Fla.)         | Apopka, Fla.            | UFA (CHI)-'12 |
| 34                                 | Trenton  | Robinson       | S   | 5-9  | 195 | 2/16/90  | 3    | Michigan State       | Bay City, Mich.         | FA-'13        |
| 35                                 | Duke     | Ihenacho       | S   | 6-1  | 207 | 6/16/89  | 3    | San Jose State       | Gardena, Calif.         | W (DEN)-'14   |
| 39                                 | David    | Amerson        | CB  | 6-1  | 205 | 12/8/91  | 2    | North Carolina State | Greenboro, N.C.         | D2-'13        |
| 47                                 | Akeem    | Davis          | S   | 6-1  | 200 | 12/25/89 | R    | Memphis              | Laurel, Miss.           | FA-'14        |
| <b>SPECIALISTS (3)</b>             |          |                |     |      |     |          |      |                      |                         |               |
| 2                                  | Kai      | Forbath        | K   | 5-11 | 197 | 9/2/87   | 3    | UCLA                 | Sherman Oaks, Calif.    | FA-'12        |
| 5                                  | Tress    | Way            | P   | 6-1  | 215 | 4/18/90  | 1    | Oklahoma             | Tulsa, Okla.            | W (CHI)-'14   |
| 57                                 | Nick     | Sundberg       | LS  | 6-0  | 264 | 7/29/87  | 5    | California           | Phoenix, Ariz.          | FA-'10        |

**Key:** UFA - unrestricted free agent | FA - free agent | RFA - restricted free agent | CFA - college free agent | T - trade | W - waivers | D - draft | SD - supplemental draft





**2014 UNOFFICIAL WASHINGTON REDSKINS DEPTH CHART  
(AS OF SEPT. 16)**

**OFFENSE**

|           |                        |                               |                                  |
|-----------|------------------------|-------------------------------|----------------------------------|
| <b>WR</b> | 88 Pierre Garçon       | 89 Santana Moss               | 15 Aldrick Robinson              |
| <b>LT</b> | 71 Trent Williams      | <b><u>76 Morgan Moses</u></b> |                                  |
| <b>LG</b> | 77 Shawn Lauvao        | 67 Josh LeRibeus              |                                  |
| <b>C</b>  | 78 Kory Lichtensteiger | 66 Chris Chester              |                                  |
| <b>RG</b> | 66 Chris Chester       | <b><u>60 Spencer Long</u></b> |                                  |
| <b>RT</b> | 74 Tyler Polumbus      | 68 Tom Compton                |                                  |
| <b>TE</b> | 86 Jordan Reed         | 82 Logan Paulsen              | 84 Niles Paul                    |
| <b>WR</b> | 11 DeSean Jackson      | 12 Andre Roberts              | <b><u>14 Ryan Grant</u></b>      |
| <b>QB</b> | 8 Kirk Cousins         | 16 Colt McCoy                 | (10 Robert Griffin III)          |
| <b>FB</b> | 36 Darrel Young        |                               |                                  |
| <b>RB</b> | 46 Alfred Morris       | 29 Roy Helu, Jr.              | <b><u>32 Silas Redd, Jr.</u></b> |

**DEFENSE**

|             |                        |                                   |                              |
|-------------|------------------------|-----------------------------------|------------------------------|
| <b>LDE</b>  | 99 Jarvis Jenkins      | 64 Kedric Golston                 | 94 Clifton Geathers          |
| <b>NT</b>   | 92 Chris Baker         |                                   |                              |
| <b>RDE</b>  | 97 Jason Hatcher       | 73 Frank Kears                    |                              |
| <b>LOLB</b> | 91 Ryan Kerrigan       | 50 Gabe Miller                    |                              |
| <b>MLB</b>  | 52 Keenan Robinson     | 51 Will Compton                   | 54 Akeem Jordan              |
| <b>JLB</b>  | 56 Perry Riley, Jr.    | 55 Adam Hayward                   |                              |
| <b>ROLB</b> | 98 Brian Orakpo        | <b><u>93 Trent Murphy</u></b>     |                              |
| <b>LCB</b>  | 23 DeAngelo Hall       | 30 E.J. Biggers                   | 22 Tracy Porter              |
| <b>RCB</b>  | 39 David Amerson       | <b><u>26 Bashaud Breeland</u></b> |                              |
| <b>SS</b>   | 31 Brandon Meriweather | 35 Duke Ihenacho                  | 24 Bacarri Rambo             |
| <b>FS</b>   | 25 Ryan Clark          | 34 Trenton Robinson               | <b><u>47 Akeem Davis</u></b> |

**SPECIAL TEAMS**

|            |                  |                                   |                 |
|------------|------------------|-----------------------------------|-----------------|
| <b>P</b>   | 5 Tress Way      |                                   |                 |
| <b>K</b>   | 2 Kai Forbath    |                                   |                 |
| <b>H</b>   | 5 Tress Way      |                                   |                 |
| <b>LS</b>  | 57 Nick Sundberg |                                   |                 |
| <b>KOR</b> | 12 Andre Roberts | <b><u>26 Bashaud Breeland</u></b> |                 |
| <b>PR</b>  | 12 Andre Roberts | 11 DeSean Jackson                 | 89 Santana Moss |

**Rookies Bolded and Underlined**

(Injured Players in Parentheses)

## HOW THE REDSKINS WERE BUILT

| YEAR        | DRAFT/CFA<br>26  | FREE AGENT<br>25  | TRADE<br>1                                 | WAIVERS<br>2 |
|-------------|--|---|--|--------------|
| <b>2005</b> |  |   | WR Santana Moss (NYJ)                      |              |
| <b>2006</b> | DL Kedric Golston (6b)   |   |  |              |
| <b>2008</b> |  | CB DeAngelo Hall  |  |              |
| <b>2009</b> | LB Brian Orakpo (1)  | FB Darrel Young   |  |              |
| <b>2010</b> | T Trent Williams (1)<br>LB Perry Riley, Jr. (4)<br>TE Logan Paulsen (CFA)  | G/C Kory Lichtensteiger<br>LS Nick Sundberg   |  |              |
| <b>2011</b> | LB Ryan Kerrigan (1)<br>DE Jarvis Jenkins (2)<br>RB Roy Helu, Jr. (4)<br>TE Niles Paul (5b)<br>WR Aldrick Robinson (6b)                            | DL Chris Baker<br>OL Chris Chester (UFA - BAL)<br>T Tyler Polunbush   |  |              |
| <b>2012</b> | QB Robert Griffin III (1)<br>G Josh LeRibeus (3)<br>QB Kirk Cousins (4a)<br>LB Keenan Robinson (4b)<br>RB Alfred Morris (6a)<br>T Tom Compton (6b) | K Kai Forbath<br>WR Pierre Garçon (UFA - IND)<br>S Brandon Meriweather (UFA - CHI)  |  |              |
| <b>2013</b> | CB David Amerson (2)<br>TE Jordan Reed (3)<br>S Bacarri Rambo (6)<br>LB Will Compton (CFA)   | CB E.J. Biggers (UFA - TB)<br>LB Gabe Miller<br>S Trenton Robinson  |  |              |
| <b>2014</b> | LB Trent Murphy (2)<br>T Morgan Moses (3a)<br>G Spencer Long (3b)<br>CB Bashaud Breeland (4)<br>WR Ryan Grant (5)<br>RB Silas Redd, Jr. (CFA)      | S Ryan Clark (UFA - PIT)<br>S Akeem Davis<br>DE Clifton Geathers (UFA - PHI)<br>DE Jason Hatcher (UFA - DAL)<br>LB Adam Hayward (UFA - TB)<br>WR DeSean Jackson<br>LB Akeem Jordan (UFA - KC)<br>DE Frank Kears | S Duke Ihenacho (DEN)<br>P Tress Way (CHI) |              |



### HOW THE REDSKINS ENTERED THE NFL

| YEAR | 1ST ROUND<br>7                 | 2ND ROUND<br>6  | 3RD ROUND<br>8  | 4TH ROUND<br>6  |
|------|--------------------------------|---|---|---|
| 2001 | WR Santana Moss (NYJ, 16)      |   |   |   |
| 2004 | CB DeAngelo Hall (ATL, 8)      |   |   |   |
| 2006 |                                | G Chris Chester (BAL, 56)                               | DE Jason Hatcher (DAL, 92)  |   |
| 2007 | S Brandon Meriweather (NE, 24) |   |   |   |
| 2008 |                                | CB Tracy Porter (NO, 40)<br>WR DeSean Jackson (PHI, 49) |   | G/C Kory Lichtensteiger (DEN, 108)                          |
| 2009 | LB Brian Orakpo (WAS, 13)      |   |   |   |
| 2010 | T Trent Williams (WAS, 4)      |   | QB Colt McCoy (CLE, 85)<br>WR Andre Roberts (ARI, 88)<br>G Shawn Lauvao (CLE, 92) | LB Perry Riley, Jr. (WAS, 103)                              |
| 2011 | LB Ryan Kerrigan (WAS, 16)     | DE Jarvis Jenkins (WAS, 41)                             |   | RB Roy Helu, Jr. (WAS, 105)                                 |
| 2012 | QB Robert Griffin III (WAS, 2) |   | G Josh LeRibeus (WAS, 71)   | QB Kirk Cousins (WAS, 102)<br>LB Keenan Robinson (WAS, 119) |
| 2013 |                                | CB David Amerson (WAS, 51)                              | TE Jordan Reed (WAS, 85)  |   |
| 2014 |                                | LB Trent Murphy (WAS, 47)                               | T Morgan Moses (WAS, 66)<br>G Spencer Long (WAS, 78)                              | CB Bashaud Breeland (WAS, 102)                              |

| YEAR | 5TH ROUND<br>3                                       | 6TH ROUND<br>9  | 7TH ROUND<br>2             | COLLEGE FA<br>12  |
|------|--|---|----------------------------|---|
| 2002 |  |   |                            | S Ryan Clark (NYG)  |
| 2006 |  | DE Kedric Golston (WAS, 196)  |                            |   |
| 2007 |  | LB Adam Hayward (TB, 184)   |                            | LB Akeem Jordan (PHI)   |
| 2008 |  | WR Pierre Garçon (IND, 205)   |                            | T Tyler Polumbus (DEN)  |
| 2009 |  |   | CB EJ Biggers (TB, 217)    | DL Chris Baker (DEN)<br>LS Nick Sundberg (CAR)<br>FB Darrel Young (WAS) |
| 2010 |  | DE Clifton Geathers (CLE, 186)  |                            | TE Logan Paulsen (WAS)  |
| 2011 | LB Gabe Miller (KC, 140)<br>TE Niles Paul (WAS, 155) | WR Aldrick Robinson (WAS, 178)  | DE Frank Kearse (MIA, 231) | K Kai Forbath (DAL)   |
| 2012 |  | RB Alfred Morris (WAS, 173)<br>S Trenton Robinson (SF, 180)<br>T Tom Compton (WAS, 193) |                            | S Duke Ihenacho (DEN)   |
| 2013 |  | S Bacarri Rambo (WAS, 191)  |                            | LB Will Compton (WAS)<br>P Tress Way (CHI)                              |



**PLAYER PRONUNCIATION GUIDE**

|                            |                     |
|----------------------------|---------------------|
| <b>David Amerson</b>       | AM-urh-sun          |
| <b>Stephen Bowen</b>       | BO-en               |
| <b>Bashaud Breeland</b>    | BUSH-aud            |
| <b>Kai Forbath</b>         | (rhymes with eye)   |
| <b>Pierre Garçon</b>       | Gar-SOAN            |
| <b>Kedric Golston</b>      | KEH-drick GOAL-stun |
| <b>Roy Helu, Jr.</b>       | Heh-lu              |
| <b>Duke Ihenacho</b>       | EE-ah-NAH-cho       |
| <b>Shawn Lauvao</b>        | Lah-VOW             |
| <b>Josh LeRibeus</b>       | Luh-REE-bus         |
| <b>Kory Lichtensteiger</b> | LICK-ten-STY-grr    |
| <b>Chris Neild</b>         | KNEELed             |
| <b>Brian Orakpo</b>        | uh-RACK-po          |
| <b>Bacarri Rambo</b>       | buh-CAR-ee          |
| <b>Aldrick Robinson</b>    | ALL-drick           |
| <b>Darrel Young</b>        | DUH-rell            |

**COACHING STAFF PRONUNCIATION GUIDE**

|                       |             |
|-----------------------|-------------|
| <b>Chris Foerster</b> | FUR-ster    |
| <b>Ben Kotwica</b>    | Cot-WEE-kuh |

**2014 WASHINGTON REDSKINS TRANSACTIONS****(BY DATE)**

| <b>DATE</b> | <b>POS</b> | <b>NAME</b>         | <b>TRANSACTION</b>   |
|-------------|------------|---------------------|--|
| January 7   | WR         | David Gettis        | Signed Reserve/Futures Contract                              |
| January 8   | OL         | Kevin Kowalski      | Signed Reserve/Futures Contract                              |
| January 9   | HC         | Jay Gruden          | Named Head Coach   |
| January 15  | OC         | Sean McVay          | Promoted to Offensive Coordinator                            |
| January 15  | OLB        | Brian Baker         | Named Outside Linebackers Coach                              |
| January 15  | ST         | Ben Kotwica         | Named Special Teams Coordinator                              |
| January 16  | LB         | Kirk Olivadotti     | Named Inside Linebackers Coach                               |
| January 17  | TE         | Wes Phillips        | Named Tight Ends Coach                                       |
| January 20  | WR         | Ike Hilliard        | Named Wide Receivers Coach                                   |
| January 26  | RB         | Randy Jordan        | Named Running Backs Coach                                    |
| February 3  | WR         | Aldrick Robinson    | Signed as Exclusive Rights Free Agent                        |
| February 4  | ST         | Bradford Banta      | Named Assistant Special Teams Coach                          |
| February 4  | QC         | Shane Day           | Named Assisnt Offensive Line/Offensive Quality Control Coach |
| February 4  | QC         | Jake Peetz          | Named Offensive Quality Control Coach                        |
| February 6  | DE         | Doug Worthington    | Signed as Exclusive Rights Free Agent                        |
| February 19 | CB         | DeAngelo Hall       | Re-signed  |
| February 27 | DE         | Chris Baker         | Re-signed  |
| March 3     | LB         | Brian Orakpo        | Placed Franchise Tag   |
| March 4     | DE         | Adam Carriker       | Released   |
| March 4     | RB         | Jawan Jamison       | Waived   |
| March 4     | RB         | Davin Meggett       | Waived   |
| March 4     | TE         | Richard Quinn       | Released   |
| March 4     | P          | Sav Rocca           | Released   |
| March 11    | LB         | Perry Riley         | Re-signed  |
| March 12    | LB         | Adam Hayward        | Signed as Unrestricted Free Agent                            |
| March 12    | G          | Shawn Lauvao        | Signed as Unrestricted Free Agent                            |
| March 12    | WR         | Andre Roberts       | Signed as Unrestricted Free Agent                            |
| March 13    | DE         | Clifton Geathers    | Signed as Unrestricted Free Agent                            |
| March 13    | WR         | Santana Moss        | Re-signed  |
| March 14    | DE         | Jason Hatcher       | Signed as Unrestricted Free Agent                            |
| March 14    | K          | Jake Rogers         | Signed as Free Agent   |
| March 14    | LB         | Darryl Sharpton     | Signed as Unrestricted Free Agent                            |
| March 14    | C          | Will Montgomery     | Released   |
| March 15    | CB         | Tracy Porter        | Signed as Unrestricted Free Agent                            |
| March 18    | S          | Brandon Meriweather | Re-signed  |
| March 19    | LB         | Akeem Jordan        | Signed as Unrestricted Free Agent                            |
| March 24    | DE         | Brandon Moore       | Claimed Off Waivers  |
| March 27    | CB         | E.J. Biggers        | Re-signed  |
| March 27    | LB         | Brian Orakpo        | Signed Franchise Tender                                      |
| March 28    | G/C        | Mike McGlynn        | Signed as Unrestricted Free Agent                            |
| April 2     | S          | Ryan Clark          | Signed as Unrestricted Free Agent                            |
| April 2     | WR         | DeSean Jackson      | Signed as Free Agent   |
| April 3     | QB         | Colt McCoy          | Signed as Unrestricted Free Agent                            |
| April 4     | LB         | Rob Jackson         | Re-signed  |

**2014 WASHINGTON REDSKINS TRANSACTIONS****(BY DATE)**

| <b>DATE</b> | <b>POS</b> | <b>NAME</b>           | <b>TRANSACTION</b>                      |
|-------------|------------|-----------------------|---|
| April 5     | WR         | Josh Bellamy          | Waived                                  |
| April 5     | LB         | Josh Hull             | Released                                |
| April 5     | CB         | Ryan Mouton           | Released                                |
| April 8     | P          | Blake Clingan         | Signed as Free Agent                    |
| April 10    | S          | Akeem Davis           | Signed as Free Agent                    |
| April 29    | DE         | Brandon Moore         | Waived                                  |
| May 6       | S          | Tanard Jackson        | Reinstated from Suspension              |
| May 6       | S          | Tanard Jackson        | Released                                |
| May 7       | S          | Tanard Jackson        | Signed as Free Agent                    |
| May 9       | LB         | Trent Murphy          | Draft Choice (Round 2, No. 47 Overall)  |
| May 9       | T          | Morgan Moses          | Draft Choice (Round 3, No. 66 Overall)  |
| May 9       | G          | Spencer Long          | Draft Choice (Round 3, No. 78 Overall)  |
| May 10      | CB         | Bashaud Breeland      | Draft Choice (Round 4, No. 102 Overall) |
| May 10      | WR         | Ryan Grant            | Draft Choice (Round 5, No. 142 Overall) |
| May 10      | RB         | Lache Seastrunk       | Draft Choice (Round 6, No. 186 Overall) |
| May 10      | TE         | Ted Bolser            | Draft Choice (Round 7, No. 217 Overall) |
| May 10      | K          | Zach Hocker           | Draft Choice (Round 7, No. 228 Overall) |
| May 12      | WR         | David Gettis          | Released                                |
| May 12      | K          | Jake Rogers           | Waived                                  |
| May 14      | DL         | Chris Davenport       | Signed as College Free Agent            |
| May 14      | WR         | Lee Doss              | Signed as College Free Agent            |
| May 14      | WR         | Cody Hoffman          | Signed as College Free Agent            |
| May 14      | WR         | Kofi Hughes           | Signed as College Free Agent            |
| May 14      | WR         | Rashad Lawrence       | Signed as College Free Agent            |
| May 14      | TE         | Kevin Perry           | Signed as College Free Agent            |
| May 14      | RB         | Silas Redd, Jr.       | Signed as College Free Agent            |
| May 14      | DB         | Bryan Shepherd        | Signed as College Free Agent            |
| May 14      | DL         | Robert Thomas         | Signed as College Free Agent            |
| May 15      | QB         | Tommy Rees            | Signed as College Free Agent            |
| May 16      | G          | Spencer Long          | Signed Contract                         |
| May 16      | CB         | Bashaud Breeland      | Signed Contract                         |
| May 16      | WR         | Ryan Grant            | Signed Contract                         |
| May 16      | RB         | Lache Seastrunk       | Signed Contract                         |
| May 16      | TE         | Ted Bolser            | Signed Contract                         |
| May 16      | K          | Zach Hocker           | Signed Contract                         |
| May 17      | DE         | Frank Kears           | Signed as Free Agent                    |
| May 17      | CB         | Courtney Bridget, Jr. | Signed as College Free Agent            |
| May 17      | S          | Ross Madison          | Signed as College Free Agent            |
| May 17      | CB         | Blake Sailors         | Signed as College Free Agent            |
| May 17      | DL         | Chris Davenport       | Released                                |
| May 17      | S          | Jose Gumbs            | Released                                |
| May 17      | TE         | Kevin Perry           | Released                                |
| May 17      | QB         | Tommy Rees            | Released                                |
| May 23      | LB         | Trent Murphy          | Signed Contract                         |

**2014 WASHINGTON REDSKINS TRANSACTIONS****(BY DATE)**

| <b>DATE</b> | <b>POS</b> | <b>NAME</b>            | <b>TRANSACTION</b>  |
|-------------|------------|------------------------|---|
| May 23      | WR         | Rashad Ross            | Signed as Free Agent  |
| May 23      | WR         | Kofi Hughes            | Waived  |
| June 26     | WR         | Jerry Rice, Jr.        | Signed as College Free Agent                                  |
| June 26     | CB         | Blake Sailors          | Waived  |
| July 9      | S          | Tanard Jackson         | Suspended by Commissioner                                     |
| July 15     | FB         | Stephen Campbell       | Signed as Free Agent  |
| July 21     | TE         | Mike Caussin           | Signed as Free Agent  |
| July 21     | LS         | Kyle Nelson            | Waived  |
| July 23     | DE         | Stephen Bowen          | Designated Active/Physically Unable to Perform                |
| July 23     | WR         | Leonard Hankerson      | Designated Active/Physically Unable to Perform                |
| July 23     | DE         | Jason Hatcher          | Designated Active/Physically Unable to Perform                |
| July 23     | OL         | Maurice Hurt           | Designated Active/Non-Football Injury                         |
| July 27     | LB         | Brandon Jenkins        | Waived  |
| July 27     | OL         | Maurice Hurt           | Passed Physical; Removed from Active/Non-Football Injury List |
| July 28     | LB         | Everette Brown         | Signed as Free Agent  |
| July 30     | DE         | Jake McDonough         | Signed as Free Agent  |
| July 30     | CB         | Courtney Bridget, Jr.  | Waived/Injured  |
| August 3    | WR         | Jerry Rice, Jr.        | Waived/Injured  |
| August 4    | DL         | Jeremy Towns           | Signed as Free Agent  |
| August 9    | S          | Da'Mon Cromartie-Smith | Signed as Free Agent  |
| August 9    | CB         | Peyton Thompson        | Waived  |
| August 9    | DE         | Jason Hatcher          | Passed Physical; Removed from Active/Non-Football Injury List |
| August 14   | TE         | Matt Veldman           | Signed as Free Agent  |
| August 14   | DE         | Doug Worthington       | Waived  |
| August 20   | P          | Tress Way              | Claimed Off Waivers   |
| August 20   | P          | Blake Clingan          | Waived  |
| August 21   | TE         | Mike Caussin           | Placed on Reserve/Injured list                                |
| August 24   | FB         | Stephen Campbell       | Waived  |
| August 24   | WR         | Cody Hoffman           | Waived  |
| August 24   | LB         | Rob Jackson            | Released  |
| August 24   | LB         | Jeremy Kimbrough       | Waived  |
| August 24   | WR         | Rashad Lawrence        | Waived  |
| August 24   | S          | Ross Madison           | Waived  |
| August 24   | DE         | Jake McDonough         | Waived  |
| August 24   | LB         | Adrian Robinson        | Waived  |
| August 24   | DL         | Jeremy Towns           | Waived  |
| August 25   | G          | Adam Gettis            | Waived  |
| August 25   | CB         | Bryan Shepherd         | Waived  |
| August 26   | G/C        | Mike McGlynn           | Released  |
| August 26   | WR         | Rashad Ross            | Waived  |
| August 26   | TE         | Matt Veldman           | Waived  |
| August 29   | TE         | Ted Bolser             | Waived  |
| August 29   | CB         | Richard Crawford       | Waived  |
| August 29   | S          | Da'Mon Cromartie-Smith | Waived  |

**2014 WASHINGTON REDSKINS TRANSACTIONS****(BY DATE)**

| <b>DATE</b>  | <b>POS</b> | <b>NAME</b>         | <b>TRANSACTION</b>                                     |
|--------------|------------|---------------------|--|
| August 29    | WR         | Lee Doss            | Waived   |
| August 29    | OL         | Kevin Kowalski      | Waived   |
| August 29    | P          | Robert Malone       | Waived   |
| August 29    | OL         | Tevita Stevens      | Waived   |
| August 29    | NT         | Robert Thomas       | Waived   |
| August 30    | K          | Zach Hocker         | Waived   |
| August 30    | OL         | Maurice Hurt        | Waived   |
| August 30    | CB         | Chase Minnifield    | Waived   |
| August 30    | RB         | Evan Royster        | Waived   |
| August 30    | RB         | Lache Seastrunk     | Waived   |
| August 30    | S          | Phillip Thomas      | Waived   |
| August 30    | RB         | Chris Thompson      | Waived   |
| August 30    | WR         | Nick Williams       | Waived   |
| August 30    | LB         | Everette Brown      | Released   |
| August 30    | NT         | Chris Neild         | Placed on Reserve/Injured list                         |
| August 30    | LB         | Darryl Sharpton     | Placed on Reserve/Injured list                         |
| August 30    | DE         | Stephen Bowen       | Placed on Reserve/Physically Unable to Perform list    |
| August 30    | WR         | Leonard Hankerson   | Placed on Reserve/Physically Unable to Perform list    |
| August 31    | S          | Duke Ihenacho       | Claimed Off Waivers                                    |
| August 31    | S          | Akeem Davis         | Waived   |
| August 31    | TE         | Ted Bolser          | Signed to Practice Squad                               |
| August 31    | CB         | Richard Crawford    | Signed to Practice Squad                               |
| August 31    | CB         | Chase Minnifield    | Signed to Practice Squad                               |
| August 31    | OL         | Tevita Stevens      | Signed to Practice Squad                               |
| August 31    | S          | Phillip Thomas      | Signed to Practice Squad                               |
| August 31    | NT         | Robert Thomas       | Signed to Practice Squad                               |
| August 31    | RB         | Chris Thompson      | Signed to Practice Squad                               |
| August 31    | WR         | Nick Williams       | Signed to Practice Squad                               |
| September 1  | S          | Brandon Meriweather | Suspended by Commissioner                              |
| September 1  | S          | Akeem Davis         | Signed to Practice Squad                               |
| September 1  | LB         | Chaz Sutton         | Signed to Practice Squad                               |
| September 2  | OL         | Braxton Cave        | Signed to Practice Squad                               |
| September 2  | LB         | Jackson Jeffcoat    | Signed to Practice Squad                               |
| September 2  | OL         | Tevita Stevens      | Released from Practice Squad                           |
| September 2  | LB         | Chaz Sutton         | Released from Practice Squad                           |
| September 3  | TE         | Mike Caussin        | Released from Reserve/Injured list (Injury Settlement) |
| September 9  | S          | Akeem Davis         | Signed to Active Roster from Practice Squad            |
| September 9  | TE         | Je'Ron Hamm         | Signed to Practice Squad                               |
| September 9  | DL         | Derrick Hopkins     | Signed to Practice Squad                               |
| September 9  | WR         | Marvin McNutt       | Signed to Practice Squad                               |
| September 9  | CB         | Richard Crawford    | Released from Practice Squad                           |
| September 9  | WR         | Nick Williams       | Released from Practice Squad                           |
| September 15 | S          | Brandon Meriweather | Reinstated from Suspension                             |



**2014 WASHINGTON REDSKINS TRANSACTIONS****(BY NAME)**

| <b>NAME</b>             | <b>POS</b> | <b>TRANSACTION</b>   | <b>DATE</b> |
|-------------------------|------------|--|-------------|
| Baker, Brian            | OLB        | Named Outside Linebackers Coach                              | January 15  |
| Baker, Chris            | DE         | Re-signed  | February 27 |
| Banta, Bradford         | ST         | Named Assistant Special Teams Coach                          | February 4  |
| Bellamy, Josh           | WR         | Waived   | April 5     |
| Biggers, E.J.           | CB         | Re-signed  | March 27    |
| Bolser, Ted             | TE         | Draft Choice (Round 7, No. 217 Overall)                      | May 10      |
| Bolser, Ted             | TE         | Signed Contract  | May 16      |
| Bolser, Ted             | TE         | Waived   | August 29   |
| Bolser, Ted             | TE         | Signed to Practice Squad                                     | August 31   |
| Bowen, Stephen          | DE         | Designated Active/Physically Unable to Perform               | July 23     |
| Bowen, Stephen          | DE         | Placed on Reserve/Physically Unable to Perform list          | August 30   |
| Breeland, Bashaud       | CB         | Draft Choice (Round 4, No. 102 Overall)                      | May 10      |
| Breeland, Bashaud       | CB         | Signed Contract  | May 16      |
| Bridget, Jr., Courtney  | CB         | Signed as College Free Agent                                 | May 17      |
| Bridget, Jr., Courtney  | CB         | Waived/Injured   | July 30     |
| Brown, Everette         | LB         | Signed as Free Agent   | July 28     |
| Brown, Everette         | LB         | Released   | August 30   |
| Campbell, Stephen       | FB         | Signed as Free Agent   | July 15     |
| Campbell, Stephen       | FB         | Waived   | August 24   |
| Carriker, Adam          | DE         | Released   | March 4     |
| Caussin, Mike           | TE         | Signed as Free Agent   | July 21     |
| Caussin, Mike           | TE         | Placed on Reserve/Injured list                               | August 21   |
| Caussin, Mike           | TE         | Released from Reserve/Injured list (Injury Settlement)       | September 3 |
| Cave, Braxston          | OL         | Signed to Practice Squad                                     | September 2 |
| Clark, Ryan             | S          | Signed as Unrestricted Free Agent                            | April 2     |
| Clingan, Blake          | P          | Signed as Free Agent   | April 8     |
| Clingan, Blake          | P          | Waived   | August 20   |
| Crawford, Richard       | CB         | Waived   | August 29   |
| Crawford, Richard       | CB         | Signed to Practice Squad                                     | August 31   |
| Crawford, Richard       | CB         | Released from Practice Squad                                 | September 9 |
| Cromartie-Smith, Da'Mon | S          | Signed as Free Agent   | August 9    |
| Cromartie-Smith, Da'Mon | S          | Waived   | August 29   |
| Davenport, Chris        | DL         | Signed as College Free Agent                                 | May 14      |
| Davenport, Chris        | DL         | Released   | May 17      |
| Davis, Akeem            | S          | Signed as Free Agent   | April 10    |
| Davis, Akeem            | S          | Waived   | August 31   |
| Davis, Akeem            | S          | Signed to Practice Squad                                     | September 1 |
| Davis, Akeem            | S          | Signed to Active Roster from Practice Squad                  | September 9 |
| Day, Shane              | QC         | Named Assisnt Offensive Line/Offensive Quality Control Coach | February 4  |
| Doss, Lee               | WR         | Signed as College Free Agent                                 | May 14      |
| Doss, Lee               | WR         | Waived   | August 29   |
| Geathers, Clifton       | DE         | Signed as Unrestricted Free Agent                            | March 13    |
| Gettis, Adam            | G          | Waived   | August 25   |

**2014 WASHINGTON REDSKINS TRANSACTIONS****(BY NAME)**

| <b>NAME</b>        | <b>POS</b> | <b>TRANSACTION</b>  | <b>DATE</b> |
|--------------------|------------|---|-------------|
| Gettis, David      | WR         | Signed Reserve/Futures Contract                               | January 7   |
| Gettis, David      | WR         | Released  | May 12      |
| Grant, Ryan        | WR         | Draft Choice (Round 5, No. 142 Overall)                       | May 10      |
| Grant, Ryan        | WR         | Signed Contract   | May 16      |
| Gruden, Jay        | HC         | Named Head Coach  | January 9   |
| Gumbs, Jose        | S          | Released  | May 17      |
| Hall, DeAngelo     | CB         | Re-signed   | February 19 |
| Hamm, Je'Ron       | TE         | Signed to Practice Squad                                      | September 9 |
| Hankerson, Leonard | WR         | Designated Active/Physically Unable to Perform                | July 23     |
| Hankerson, Leonard | WR         | Placed on Reserve/Physically Unable to Perform list           | August 30   |
| Hatcher, Jason     | DE         | Signed as Unrestricted Free Agent                             | March 14    |
| Hatcher, Jason     | DE         | Designated Active/Physically Unable to Perform                | July 23     |
| Hatcher, Jason     | DE         | Passed Physical; Removed from Active/Non-Football Injury List | August 9    |
| Hayward, Adam      | LB         | Signed as Unrestricted Free Agent                             | March 12    |
| Hilliard, Ike      | WR         | Named Wide Receivers Coach                                    | January 20  |
| Hocker, Zach       | K          | Draft Choice (Round 7, No. 228 Overall)                       | May 10      |
| Hocker, Zach       | K          | Signed Contract   | May 16      |
| Hocker, Zach       | K          | Waived  | August 30   |
| Hoffman, Cody      | WR         | Signed as College Free Agent                                  | May 14      |
| Hoffman, Cody      | WR         | Waived  | August 24   |
| Hopkins, Derrick   | DL         | Signed to Practice Squad                                      | September 9 |
| Hughes, Kofi       | WR         | Signed as College Free Agent                                  | May 14      |
| Hughes, Kofi       | WR         | Waived  | May 23      |
| Hull, Josh         | LB         | Released  | April 5     |
| Hurt, Maurice      | OL         | Designated Active/Non-Football Injury                         | July 23     |
| Hurt, Maurice      | OL         | Passed Physical; Removed from Active/Non-Football Injury List | July 27     |
| Hurt, Maurice      | OL         | Waived  | August 30   |
| Ihenacho, Duke     | S          | Claimed Off Waivers   | August 31   |
| Jackson, DeSean    | WR         | Signed as Free Agent  | April 2     |
| Jackson, Rob       | LB         | Re-signed   | April 4     |
| Jackson, Rob       | LB         | Released  | August 24   |
| Jackson, Tanard    | S          | Reinstated from Suspension                                    | May 6       |
| Jackson, Tanard    | S          | Released  | May 6       |
| Jackson, Tanard    | S          | Signed as Free Agent  | May 7       |
| Jackson, Tanard    | S          | Suspended by Commissioner                                     | July 9      |
| Jamison, Jawan     | RB         | Waived  | March 4     |
| Jeffcoat, Jackson  | LB         | Signed to Practice Squad                                      | September 2 |
| Jenkins, Brandon   | LB         | Waived  | July 27     |
| Jordan, Akeem      | LB         | Signed as Unrestricted Free Agent                             | March 19    |
| Jordan, Randy      | RB         | Named Running Backs Coach                                     | January 26  |
| Kearse, Frank      | DE         | Signed as Free Agent  | May 17      |
| Kimbrough, Jeremy  | LB         | Waived  | August 24   |
| Kotwica, Ben       | ST         | Named Special Teams Coordinator                               | January 15  |

**2014 WASHINGTON REDSKINS TRANSACTIONS****(BY NAME)**

| <b>NAME</b>          | <b>POS</b> | <b>TRANSACTION</b>                     | <b>DATE</b>  |
|----------------------|------------|--|--------------|
| Kowalski, Kevin      | OL         | Signed Reserve/Futures Contract        | January 8    |
| Kowalski, Kevin      | OL         | Waived                                 | August 29    |
| Lauvao, Shawn        | G          | Signed as Unrestricted Free Agent      | March 12     |
| Lawrence, Rashad     | WR         | Signed as College Free Agent           | May 14       |
| Lawrence, Rashad     | WR         | Waived                                 | August 24    |
| Long, Spencer        | G          | Draft Choice (Round 3, No. 78 Overall) | May 9        |
| Long, Spencer        | G          | Signed Contract                        | May 16       |
| Madison, Ross        | S          | Signed as College Free Agent           | May 17       |
| Madison, Ross        | S          | Waived                                 | August 24    |
| Malone, Robert       | P          | Waived                                 | August 29    |
| McCoy, Colt          | QB         | Signed as Unrestricted Free Agent      | April 3      |
| McDonough, Jake      | DE         | Signed as Free Agent                   | July 30      |
| McDonough, Jake      | DE         | Waived                                 | August 24    |
| McGlynn, Mike        | G/C        | Signed as Unrestricted Free Agent      | March 28     |
| McGlynn, Mike        | G/C        | Released                               | August 26    |
| McNutt, Marvin       | WR         | Signed to Practice Squad               | September 9  |
| McVay, Sean          | OC         | Promoted to Offensive Coordinator      | January 15   |
| Meggett, Davin       | RB         | Waived                                 | March 4      |
| Meriweather, Brandon | S          | Re-signed                              | March 18     |
| Meriweather, Brandon | S          | Suspended by Commissioner              | September 1  |
| Meriweather, Brandon | S          | Reinstated from Suspension             | September 15 |
| Minnifield, Chase    | CB         | Waived                                 | August 30    |
| Minnifield, Chase    | CB         | Signed to Practice Squad               | August 31    |
| Montgomery, Will     | C          | Released                               | March 14     |
| Moore, Brandon       | DE         | Claimed Off Waivers                    | March 24     |
| Moore, Brandon       | DE         | Waived                                 | April 29     |
| Moses, Morgan        | T          | Draft Choice (Round 3, No. 66 Overall) | May 9        |
| Moss, Santana        | WR         | Re-signed                              | March 13     |
| Mouton, Ryan         | CB         | Released                               | April 5      |
| Murphy, Trent        | LB         | Draft Choice (Round 2, No. 47 Overall) | May 9        |
| Murphy, Trent        | LB         | Signed Contract                        | May 23       |
| Neild, Chris         | NT         | Placed on Reserve/Injured list         | August 30    |
| Nelson, Kyle         | LS         | Waived                                 | July 21      |
| Olivadotti, Kirk     | LB         | Named Inside Linebackers Coach         | January 16   |
| Orakpo, Brian        | LB         | Placed Franchise Tag                   | March 3      |
| Orakpo, Brian        | LB         | Signed Franchise Tender                | March 27     |
| Peetz, Jake          | QC         | Named Offensive Quality Control Coach  | February 4   |
| Perry, Kevin         | TE         | Signed as College Free Agent           | May 14       |
| Perry, Kevin         | TE         | Released                               | May 17       |
| Phillips, Wes        | TE         | Named Tight Ends Coach                 | January 17   |
| Porter, Tracy        | CB         | Signed as Unrestricted Free Agent      | March 15     |
| Quinn, Richard       | TE         | Released                               | March 4      |
| Redd, Jr., Silas     | RB         | Signed as College Free Agent           | May 14       |

**2014 WASHINGTON REDSKINS TRANSACTIONS****(BY NAME)**

| <b>NAME</b>       | <b>POS</b> | <b>TRANSACTION</b>                      | <b>DATE</b> |
|-------------------|------------|---|-------------|
| Rees, Tommy       | QB         | Signed as College Free Agent            | May 15      |
| Rees, Tommy       | QB         | Released                                | May 17      |
| Rice, Jr., Jerry  | WR         | Signed as College Free Agent            | June 26     |
| Rice, Jr., Jerry  | WR         | Waived/Injured                          | August 3    |
| Riley, Perry      | LB         | Re-signed                               | March 11    |
| Roberts, Andre    | WR         | Signed as Unrestricted Free Agent       | March 12    |
| Robinson, Adrian  | LB         | Waived                                  | August 24   |
| Robinson, Aldrick | WR         | Signed as Exclusive Rights Free Agent   | February 3  |
| Rocca, Sav        | P          | Released                                | March 4     |
| Rogers, Jake      | K          | Signed as Free Agent                    | March 14    |
| Rogers, Jake      | K          | Waived                                  | May 12      |
| Ross, Rashad      | WR         | Signed as Free Agent                    | May 23      |
| Ross, Rashad      | WR         | Waived                                  | August 26   |
| Royster, Evan     | RB         | Waived                                  | August 30   |
| Sailors, Blake    | CB         | Signed as College Free Agent            | May 17      |
| Sailors, Blake    | CB         | Waived                                  | June 26     |
| Seastrunk, Lache  | RB         | Draft Choice (Round 6, No. 186 Overall) | May 10      |
| Seastrunk, Lache  | RB         | Signed Contract                         | May 16      |
| Seastrunk, Lache  | RB         | Waived                                  | August 30   |
| Sharpton, Darryl  | LB         | Signed as Unrestricted Free Agent       | March 14    |
| Sharpton, Darryl  | LB         | Placed on Reserve/Injured list          | August 30   |
| Shepherd, Bryan   | DB         | Signed as College Free Agent            | May 14      |
| Shepherd, Bryan   | CB         | Waived                                  | August 25   |
| Stevens, Tevita   | OL         | Waived                                  | August 29   |
| Stevens, Tevita   | OL         | Signed to Practice Squad                | August 31   |
| Stevens, Tevita   | OL         | Released from Practice Squad            | September 2 |
| Sutton, Chaz      | LB         | Signed to Practice Squad                | September 1 |
| Sutton, Chaz      | LB         | Released from Practice Squad            | September 2 |
| Thomas, Phillip   | S          | Waived                                  | August 30   |
| Thomas, Phillip   | S          | Signed to Practice Squad                | August 31   |
| Thomas, Robert    | DL         | Signed as College Free Agent            | May 14      |
| Thomas, Robert    | NT         | Waived                                  | August 29   |
| Thomas, Robert    | NT         | Signed to Practice Squad                | August 31   |
| Thompson, Chris   | RB         | Waived                                  | August 30   |
| Thompson, Chris   | RB         | Signed to Practice Squad                | August 31   |
| Thompson, Peyton  | CB         | Waived                                  | August 9    |
| Towns, Jeremy     | DL         | Signed as Free Agent                    | August 4    |
| Towns, Jeremy     | DL         | Waived                                  | August 24   |
| Veldman, Matt     | TE         | Signed as Free Agent                    | August 14   |
| Veldman, Matt     | TE         | Waived                                  | August 26   |
| Way, Tress        | P          | Claimed Off Waivers                     | August 20   |
| Williams, Nick    | WR         | Waived                                  | August 30   |
| Williams, Nick    | WR         | Signed to Practice Squad                | August 31   |

**2014 WASHINGTON REDSKINS TRANSACTIONS**  
**(BY NAME)**

| <b>NAME</b>       | <b>POS</b> | <b>TRANSACTION</b>                    | <b>DATE</b> |
|-------------------|------------|---------------------------------------|-------------|
| Williams, Nick    | WR         | Released from Practice Squad          | September 9 |
| Worthington, Doug | DE         | Signed as Exclusive Rights Free Agent | February 6  |
| Worthington, Doug | DE         | Waived                                | August 14   |

**2014 WASHINGTON REDSKINS TRANSACTIONS**  
**(BY POSITION)**

| <b>NAME</b>                    | <b>POS</b> | <b>TRANSACTION</b>                                  | <b>DATE</b> |
|--------------------------------|------------|---|-------------|
| <b>QUARTERBACKS</b>            |            |   |             |
| McCoy, Colt                    | QB         | Signed as Unrestricted Free Agent                   | April 3     |
| Rees, Tommy                    | QB         | Signed as College Free Agent                        | May 15      |
| Rees, Tommy                    | QB         | Released  | May 17      |
| <b>RUNNING BACKS/FULLBACKS</b> |            |   |             |
| Campbell, Stephen              | FB         | Signed as Free Agent                                | July 15     |
| Campbell, Stephen              | FB         | Waived  | August 24   |
| Jamison, Jawan                 | RB         | Waived  | March 4     |
| Meggett, Davin                 | RB         | Waived  | March 4     |
| Redd, Jr., Silas               | RB         | Signed as College Free Agent                        | May 14      |
| Royster, Evan                  | RB         | Waived  | August 30   |
| Seastrunk, Lache               | RB         | Draft Choice (Round 6, No. 186 Overall)             | May 10      |
| Seastrunk, Lache               | RB         | Signed Contract                                     | May 16      |
| Seastrunk, Lache               | RB         | Waived  | August 30   |
| Thompson, Chris                | RB         | Waived  | August 30   |
| Thompson, Chris                | RB         | Signed to Practice Squad                            | August 31   |
| <b>WIDE RECEIVERS</b>          |            |   |             |
| Bellamy, Josh                  | WR         | Waived  | April 5     |
| Doss, Lee                      | WR         | Signed as College Free Agent                        | May 14      |
| Doss, Lee                      | WR         | Waived  | August 29   |
| Gettis, David                  | WR         | Signed Reserve/Futures Contract                     | January 7   |
| Gettis, David                  | WR         | Released  | May 12      |
| Grant, Ryan                    | WR         | Draft Choice (Round 5, No. 142 Overall)             | May 10      |
| Grant, Ryan                    | WR         | Signed Contract                                     | May 16      |
| Hankerson, Leonard             | WR         | Designated Active/Physically Unable to Perform      | July 23     |
| Hankerson, Leonard             | WR         | Placed on Reserve/Physically Unable to Perform list | August 30   |
| Hoffman, Cody                  | WR         | Signed as College Free Agent                        | May 14      |
| Hoffman, Cody                  | WR         | Waived  | August 24   |
| Hughes, Kofi                   | WR         | Signed as College Free Agent                        | May 14      |
| Hughes, Kofi                   | WR         | Waived  | May 23      |
| Jackson, DeSean                | WR         | Signed as Free Agent                                | April 2     |
| Lawrence, Rashad               | WR         | Signed as College Free Agent                        | May 14      |
| Lawrence, Rashad               | WR         | Waived  | August 24   |
| McNutt, Marvin                 | WR         | Signed to Practice Squad                            | September 9 |
| Moss, Santana                  | WR         | Re-signed   | March 13    |
| Rice, Jr., Jerry               | WR         | Signed as College Free Agent                        | June 26     |
| Rice, Jr., Jerry               | WR         | Waived/Injured                                      | August 3    |
| Roberts, Andre                 | WR         | Signed as Unrestricted Free Agent                   | March 12    |
| Robinson, Aldrick              | WR         | Signed as Exclusive Rights Free Agent               | February 3  |
| Ross, Rashad                   | WR         | Signed as Free Agent                                | May 23      |
| Ross, Rashad                   | WR         | Waived  | August 26   |
| Williams, Nick                 | WR         | Waived  | August 30   |
| Williams, Nick                 | WR         | Signed to Practice Squad                            | August 31   |

**2014 WASHINGTON REDSKINS TRANSACTIONS**  
**(BY POSITION)**

| <b>NAME</b>           | <b>POS</b> | <b>TRANSACTION</b>  | <b>DATE</b> |
|-----------------------|------------|---|-------------|
| Williams, Nick        | WR         | Released from Practice Squad                                  | September 9 |
| <b>TIGHT ENDS</b>     |            |   |             |
| Bolser, Ted           | TE         | Draft Choice (Round 7, No. 217 Overall)                       | May 10      |
| Bolser, Ted           | TE         | Signed Contract   | May 16      |
| Bolser, Ted           | TE         | Waived  | August 29   |
| Bolser, Ted           | TE         | Signed to Practice Squad                                      | August 31   |
| Caussin, Mike         | TE         | Signed as Free Agent  | July 21     |
| Caussin, Mike         | TE         | Placed on Reserve/Injured list                                | August 21   |
| Caussin, Mike         | TE         | Released from Reserve/Injured list (Injury Settlement)        | September 3 |
| Hamm, Je'Ron          | TE         | Signed to Practice Squad                                      | September 9 |
| Perry, Kevin          | TE         | Signed as College Free Agent                                  | May 14      |
| Perry, Kevin          | TE         | Released  | May 17      |
| Quinn, Richard        | TE         | Released  | March 4     |
| Veldman, Matt         | TE         | Signed as Free Agent  | August 14   |
| Veldman, Matt         | TE         | Waived  | August 26   |
| <b>OFFENSIVE LINE</b> |            |   |             |
| Cave, Braxston        | OL         | Signed to Practice Squad                                      | September 2 |
| Gettis, Adam          | G          | Waived  | August 25   |
| Hurt, Maurice         | OL         | Designated Active/Non-Football Injury                         | July 23     |
| Hurt, Maurice         | OL         | Passed Physical; Removed from Active/Non-Football Injury List | July 27     |
| Hurt, Maurice         | OL         | Waived  | August 30   |
| Kowalski, Kevin       | OL         | Signed Reserve/Futures Contract                               | January 8   |
| Kowalski, Kevin       | OL         | Waived  | August 29   |
| Lauvao, Shawn         | G          | Signed as Unrestricted Free Agent                             | March 12    |
| Long, Spencer         | G          | Draft Choice (Round 3, No. 78 Overall)                        | May 9       |
| Long, Spencer         | G          | Signed Contract   | May 16      |
| McGlynn, Mike         | G/C        | Signed as Unrestricted Free Agent                             | March 28    |
| McGlynn, Mike         | G/C        | Released  | August 26   |
| Montgomery, Will      | C          | Released  | March 14    |
| Moses, Morgan         | T          | Draft Choice (Round 3, No. 66 Overall)                        | May 9       |
| Stevens, Tevita       | OL         | Waived  | August 29   |
| Stevens, Tevita       | OL         | Signed to Practice Squad                                      | August 31   |
| Stevens, Tevita       | OL         | Released from Practice Squad                                  | September 2 |
| <b>DEFENSIVE LINE</b> |            |   |             |
| Baker, Chris          | DE         | Re-signed   | February 27 |
| Bowen, Stephen        | DE         | Designated Active/Physically Unable to Perform                | July 23     |
| Bowen, Stephen        | DE         | Placed on Reserve/Physically Unable to Perform list           | August 30   |
| Carriker, Adam        | DE         | Released  | March 4     |
| Davenport, Chris      | DL         | Signed as College Free Agent                                  | May 14      |
| Davenport, Chris      | DL         | Released  | May 17      |
| Geathers, Clifton     | DE         | Signed as Unrestricted Free Agent                             | March 13    |
| Hatcher, Jason        | DE         | Signed as Unrestricted Free Agent                             | March 14    |
| Hatcher, Jason        | DE         | Designated Active/Physically Unable to Perform                | July 23     |

**2014 WASHINGTON REDSKINS TRANSACTIONS**  
**(BY POSITION)**

| <b>NAME</b>       | <b>POS</b> | <b>TRANSACTION</b>  | <b>DATE</b> |
|-------------------|------------|---|-------------|
| Hatcher, Jason    | DE         | Passed Physical; Removed from Active/Non-Football Injury List | August 9    |
| Hopkins, Derrick  | DL         | Signed to Practice Squad                                      | September 9 |
| Kearse, Frank     | DE         | Signed as Free Agent  | May 17      |
| McDonough, Jake   | DE         | Signed as Free Agent  | July 30     |
| McDonough, Jake   | DE         | Waived  | August 24   |
| Moore, Brandon    | DE         | Claimed Off Waivers   | March 24    |
| Moore, Brandon    | DE         | Waived  | April 29    |
| Neild, Chris      | NT         | Placed on Reserve/Injured list                                | August 30   |
| Thomas, Robert    | DL         | Signed as College Free Agent                                  | May 14      |
| Thomas, Robert    | NT         | Waived  | August 29   |
| Thomas, Robert    | NT         | Signed to Practice Squad                                      | August 31   |
| Towns, Jeremy     | DL         | Signed as Free Agent  | August 4    |
| Towns, Jeremy     | DL         | Waived  | August 24   |
| Worthington, Doug | DE         | Signed as Exclusive Rights Free Agent                         | February 6  |
| Worthington, Doug | DE         | Waived  | August 14   |

**LINEBACKERS**

|                   |    |  |             |
|-------------------|----|--|-------------|
| Brown, Everette   | LB | Signed as Free Agent                   | July 28     |
| Brown, Everette   | LB | Released                               | August 30   |
| Hayward, Adam     | LB | Signed as Unrestricted Free Agent      | March 12    |
| Hull, Josh        | LB | Released                               | April 5     |
| Jackson, Rob      | LB | Re-signed                              | April 4     |
| Jackson, Rob      | LB | Released                               | August 24   |
| Jeffcoat, Jackson | LB | Signed to Practice Squad               | September 2 |
| Jenkins, Brandon  | LB | Waived                                 | July 27     |
| Jordan, Akeem     | LB | Signed as Unrestricted Free Agent      | March 19    |
| Kimbrough, Jeremy | LB | Waived                                 | August 24   |
| Murphy, Trent     | LB | Draft Choice (Round 2, No. 47 Overall) | May 9       |
| Murphy, Trent     | LB | Signed Contract                        | May 23      |
| Orakpo, Brian     | LB | Placed Franchise Tag                   | March 3     |
| Orakpo, Brian     | LB | Signed Franchise Tender                | March 27    |
| Riley, Perry      | LB | Re-signed                              | March 11    |
| Robinson, Adrian  | LB | Waived                                 | August 24   |
| Sharpton, Darryl  | LB | Signed as Unrestricted Free Agent      | March 14    |
| Sharpton, Darryl  | LB | Placed on Reserve/Injured list         | August 30   |
| Sutton, Chaz      | LB | Signed to Practice Squad               | September 1 |
| Sutton, Chaz      | LB | Released from Practice Squad           | September 2 |

**DEFENSIVE BACKS**

|                        |    |   |           |
|------------------------|----|---|-----------|
| Biggers, E.J.          | CB | Re-signed                               | March 27  |
| Breeland, Bashaud      | CB | Draft Choice (Round 4, No. 102 Overall) | May 10    |
| Breeland, Bashaud      | CB | Signed Contract                         | May 16    |
| Bridget, Jr., Courtney | CB | Signed as College Free Agent            | May 17    |
| Bridget, Jr., Courtney | CB | Waived/Injured                          | July 30   |
| Crawford, Richard      | CB | Waived                                  | August 29 |



**2014 WASHINGTON REDSKINS TRANSACTIONS**  
**(BY POSITION)**

| <b>NAME</b>             | <b>POS</b> | <b>TRANSACTION</b>                          | <b>DATE</b>  |
|-------------------------|------------|---|--------------|
| Crawford, Richard       | CB         | Signed to Practice Squad                    | August 31    |
| Crawford, Richard       | CB         | Released from Practice Squad                | September 9  |
| Clark, Ryan             | S          | Signed as Unrestricted Free Agent           | April 2      |
| Cromartie-Smith, Da'Mon | S          | Signed as Free Agent                        | August 9     |
| Cromartie-Smith, Da'Mon | S          | Waived                                      | August 29    |
| Davis, Akeem            | S          | Signed as Free Agent                        | April 10     |
| Davis, Akeem            | S          | Waived                                      | August 31    |
| Davis, Akeem            | S          | Signed to Practice Squad                    | September 1  |
| Davis, Akeem            | S          | Signed to Active Roster from Practice Squad | September 9  |
| Gumbs, Jose             | S          | Released                                    | May 17       |
| Hall, DeAngelo          | CB         | Re-signed                                   | February 19  |
| Ihenacho, Duke          | S          | Claimed Off Waivers                         | August 31    |
| Jackson, Tanard         | S          | Reinstated from Suspension                  | May 6        |
| Jackson, Tanard         | S          | Released                                    | May 6        |
| Jackson, Tanard         | S          | Signed as Free Agent                        | May 7        |
| Jackson, Tanard         | S          | Suspended by Commissioner                   | July 9       |
| Madison, Ross           | S          | Signed as College Free Agent                | May 17       |
| Madison, Ross           | S          | Waived                                      | August 24    |
| Meriweather, Brandon    | S          | Re-signed                                   | March 18     |
| Meriweather, Brandon    | S          | Suspended by Commissioner                   | September 1  |
| Meriweather, Brandon    | S          | Reinstated from Suspension                  | September 15 |
| Minnifield, Chase       | CB         | Waived                                      | August 30    |
| Minnifield, Chase       | CB         | Signed to Practice Squad                    | August 31    |
| Mouton, Ryan            | CB         | Released                                    | April 5      |
| Porter, Tracy           | CB         | Signed as Unrestricted Free Agent           | March 15     |
| Sailors, Blake          | CB         | Signed as College Free Agent                | May 17       |
| Sailors, Blake          | CB         | Waived                                      | June 26      |
| Shepherd, Bryan         | DB         | Signed as College Free Agent                | May 14       |
| Shepherd, Bryan         | CB         | Waived                                      | August 25    |
| Thomas, Phillip         | S          | Waived                                      | August 30    |
| Thomas, Phillip         | S          | Signed to Practice Squad                    | August 31    |
| Thompson, Peyton        | CB         | Waived                                      | August 9     |
| <b>SPECIALISTS</b>      |            |   |              |
| Clingan, Blake          | P          | Signed as Free Agent                        | April 8      |
| Clingan, Blake          | P          | Waived                                      | August 20    |
| Hocker, Zach            | K          | Draft Choice (Round 7, No. 228 Overall)     | May 10       |
| Hocker, Zach            | K          | Signed Contract                             | May 16       |
| Hocker, Zach            | K          | Waived                                      | August 30    |
| Malone, Robert          | P          | Waived                                      | August 29    |
| Nelson, Kyle            | LS         | Waived                                      | July 21      |
| Rocca, Sav              | P          | Released                                    | March 4      |
| Rogers, Jake            | K          | Signed as Free Agent                        | March 14     |
| Rogers, Jake            | K          | Waived                                      | May 12       |

**2014 WASHINGTON REDSKINS TRANSACTIONS**  
**(BY POSITION)**

| <b>NAME</b>      | <b>POS</b> | <b>TRANSACTION</b>  | <b>DATE</b> |
|------------------|------------|---|-------------|
| Way, Tress       | P          | Claimed Off Waivers   | August 20   |
| <b>COACHES</b>   |            |   |             |
| Baker, Brian     | OLB        | Named Outside Linebackers Coach                               | January 15  |
| Banta, Bradford  | ST         | Named Assistant Special Teams Coach                           | February 4  |
| Day, Shane       | QC         | Named Assisntn Offensive Line/Offensive Quality Control Coach | February 4  |
| Gruden, Jay      | HC         | Named Head Coach  | January 9   |
| Kotwica, Ben     | ST         | Named Special Teams Coordinator                               | January 15  |
| McVay, Sean      | OC         | Promoted to Offensive Coordinator                             | January 15  |
| Hilliard, Ike    | WR         | Named Wide Receivers Coach                                    | January 20  |
| Jordan, Randy    | RB         | Named Running Backs Coach                                     | January 26  |
| Olivadotti, Kirk | LB         | Named Inside Linebackers Coach                                | January 16  |
| Peetz, Jake      | QC         | Named Offensive Quality Control Coach                         | February 4  |
| Phillips, Wes    | TE         | Named Tight Ends Coach  | January 17  |



# 2014 REGULAR SEASON STATISTICS

**2014 WASHINGTON REDSKINS STATISTICS**

|                      |                      |
|----------------------|----------------------|
| <b>WON 1, LOST 1</b> | *Indicates sellout   |
| 09/07 L 6-17         | at Houston *71,770   |
| 09/14 W 41-10        | Jacksonville *80,037 |
| 09/21                | at Philadelphia      |
| 09/25                | New York Giants      |
| 10/06                | Seattle              |
| 10/12                | at Arizona           |
| 10/19                | Tennessee            |
| 10/27                | at Dallas            |
| 11/02                | at Minnesota         |
| 11/16                | Tampa Bay            |
| 11/23                | at San Francisco     |
| 11/30                | at Indianapolis      |
| 12/07                | St. Louis            |
| 12/14                | at New York Giants   |
| 12/20                | Philadelphia         |
| 12/28                | Dallas               |

|                          | <u>WAS</u> | <u>OPP</u> |
|--------------------------|------------|------------|
| <b>TOTAL FIRST DOWNS</b> | 52         | 24         |
| Rushing                  | 19         | 7          |
| Passing                  | 27         | 12         |
| Penalty                  | 6          | 5          |
| 3rd Down: Made/Att       | 9/26       | 10/27      |
| 3rd Down Pct.            | 34.6       | 37.0       |
| 4th Down: Made/Att       | 1/3        | 0/1        |
| 4th Down Pct.            | 33.3       | 0.0        |
| <b>POSSESSION AVG.</b>   | 34:58      | 25:03      |
| <b>TOTAL NET YARDS</b>   | 821        | 469        |
| Avg. Per Game            | 410.5      | 234.5      |
| Total Plays              | 144        | 104        |
| Avg. Per Play            | 5.7        | 4.5        |
| <b>NET YARDS RUSHING</b> | 322        | 140        |
| Avg. Per Game            | 161.0      | 70.0       |
| Total Rushes             | 65         | 44         |
| <b>NET YARDS PASSING</b> | 499        | 329        |
| Avg. Per Game            | 249.5      | 164.5      |
| Sacked/Yards Lost        | 6/56       | 10/70      |
| Gross Yards              | 555        | 399        |
| Att./Completions         | 73/53      | 50/28      |
| Completion Pct.          | 72.6       | 56.0       |
| Had Intercepted          | 0          | 1          |
| <b>PUNTS/AVERAGE</b>     | 10/44.5    | 14/49.2    |
| <b>NET PUNTING AVG.</b>  | 10/38.8    | 14/39.6    |
| <b>PENALTIES/YARDS</b>   | 18/169     | 12/89      |
| <b>FUMBLES/BALL LOST</b> | 3/2        | 2/1        |
| <b>TOUCHDOWNS</b>        | 6          | 3          |
| Rushing                  | 4          | 0          |
| Passing                  | 2          | 2          |
| Returns                  | 0          | 1          |

| * SCORE BY PERIODS | Q1 | Q2 | Q3 | Q4 | OT | PTS |
|--------------------|----|----|----|----|----|-----|
| TEAM               | 7  | 20 | 3  | 17 | 0  | 47  |
| OPPONENTS          | 0  | 21 | 0  | 6  | 0  | 27  |

| * SCORING | TD | Ru | Pa | Rt | K-PAT | FG   | S | PTS |
|-----------|----|----|----|----|-------|------|---|-----|
| Morris    | 2  | 2  | 0  | 0  |       |      |   | 12  |
| Young     | 2  | 1  | 1  | 0  |       |      |   | 12  |
| Forbath   | 0  | 0  | 0  | 0  | 5/ 6  | 2/ 2 |   | 11  |
| Paul      | 1  | 0  | 1  | 0  |       |      |   | 6   |
| Redd      | 1  | 1  | 0  | 0  |       |      |   | 6   |
| TEAM      | 6  | 4  | 2  | 0  | 5/ 6  | 2/ 2 |   | 47  |
| OPPONENTS | 3  | 0  | 2  | 1  | 3/ 3  | 2/ 2 |   | 27  |

**# A. Blue 5-YD Punt Block RT at HOU (9/7)**

2-Pt Conv: TM 0-0, OPP 0-0

SACKS: Kerrigan 4, Hatcher 1.5, Riley 1.5,

Kearse 1, Orakpo 1, Clark 0.5,

K. Robinson 0.5, TM 10, OPP 6

FUM/LOST: Griffin III 2/1, Paul 1/1

| * RUSHING   | No. | Yds | Avg  | Long | TD |
|-------------|-----|-----|------|------|----|
| Morris      | 36  | 176 | 4.9  | 23   | 2  |
| Helu        | 12  | 71  | 5.9  | 16   | 0  |
| Redd        | 8   | 41  | 5.1  | 14t  | 1  |
| Griffin III | 5   | 24  | 4.8  | 12   | 0  |
| Roberts     | 1   | 19  | 19.0 | 19   | 0  |
| Young       | 1   | 1   | 1.0  | 1t   | 1  |
| Cousins     | 1   | -1  | -1.0 | -1   | 0  |
| D. Jackson  | 1   | -9  | -9.0 | -9   | 0  |
| TEAM        | 65  | 322 | 5.0  | 23   | 4  |
| OPPONENTS   | 44  | 140 | 3.2  | 12   | 0  |

| * RECEIVING | No. | Yds | Avg  | Long | TD |
|-------------|-----|-----|------|------|----|
| Paul        | 12  | 185 | 15.4 | 48   | 1  |
| Garcon      | 11  | 89  | 8.1  | 15   | 0  |
| D. Jackson  | 9   | 81  | 9.0  | 19   | 0  |
| Roberts     | 5   | 79  | 15.8 | 31   | 0  |
| Grant       | 5   | 57  | 11.4 | 21   | 0  |
| Helu        | 4   | 26  | 6.5  | 9    | 0  |
| Young       | 3   | 28  | 9.3  | 20t  | 1  |
| Paulsen     | 2   | 0   | 0.0  | 3    | 0  |
| A. Robinson | 1   | 6   | 6.0  | 6    | 0  |
| Reed        | 1   | 4   | 4.0  | 4    | 0  |
| TEAM        | 53  | 555 | 10.5 | 48   | 2  |
| OPPONENTS   | 28  | 399 | 14.3 | 76t  | 2  |

| * INTERCEPTIONS | No. | Yds | Avg  | Long | TD |
|-----------------|-----|-----|------|------|----|
| T. Robinson     | 1   | 14  | 14.0 | 14   | 0  |
| TEAM            | 1   | 14  | 14.0 | 14   | 0  |
| OPPONENTS       | 0   | 0   | ---  | ---  | 0  |

| * PUNTING | No. | Yds | Avg  | Net  | TB | In | Lg | B |
|-----------|-----|-----|------|------|----|----|----|---|
| Way       | 9   | 445 | 49.4 | 38.8 | 1  | 3  | 61 | 1 |
| TEAM      | 10  | 445 | 44.5 | 38.8 | 1  | 3  | 61 | 1 |
| OPPONENTS | 14  | 689 | 49.2 | 39.6 | 2  | 4  | 60 | 0 |

| * PUNT RETURNS | Ret | FC | Yds | Avg  | Long | TD |
|----------------|-----|----|-----|------|------|----|
| Roberts        | 9   | 1  | 95  | 10.6 | 37   | 0  |
| TEAM           | 9   | 1  | 95  | 10.6 | 37   | 0  |
| OPPONENTS      | 6   | 1  | 37  | 6.2  | 12   | 0  |

| * KICKOFF RETURNS | No. | Yds | Avg  | Long | TD |
|-------------------|-----|-----|------|------|----|
| Roberts           | 2   | 56  | 28.0 | 28   | 0  |
| TEAM              | 2   | 56  | 28.0 | 28   | 0  |
| OPPONENTS         | 6   | 164 | 27.3 | 40   | 0  |

| * FIELD GOALS | 1-19 | 20-29 | 30-39 | 40-49 | 50+ |
|---------------|------|-------|-------|-------|-----|
| Forbath       | 0/ 0 | 0/ 0  | 1/ 1  | 1/ 1  | 0/0 |
| TEAM          | 0/ 0 | 0/ 0  | 1/ 1  | 1/ 1  | 0/0 |
| OPPONENTS     | 0/ 0 | 0/ 0  | 1/ 1  | 1/ 1  | 0/0 |

Forbath: ( ) (36G, 42G)  
OPP: (42G) (36G)

| * PASSING   | Att | Cmp | Yds | Cmp% | Yds/Att | TD | TD% | Int | Int% | Long | Sack/Lost | Rating |
|-------------|-----|-----|-----|------|---------|----|-----|-----|------|------|-----------|--------|
| Griffin III | 40  | 31  | 305 | 77.5 | 7.63    | 0  | 0.0 | 0   | 0.0  | 48   | 4/ 35     | 98.4   |
| Cousins     | 33  | 22  | 250 | 66.7 | 7.58    | 2  | 6.1 | 0   | 0.0  | 31   | 2/ 21     | 109.4  |
| TEAM        | 73  | 53  | 555 | 72.6 | 7.60    | 2  | 2.7 | 0   | 0.0  | 48   | 6/ 56     | 103.4  |
| OPPONENTS   | 50  | 28  | 399 | 56.0 | 7.98    | 2  | 4.0 | 1   | 2.0  | 76t  | 10/ 70    | 87.0   |



# 2014 WASHINGTON REDSKINS STATISTICS

## RECORD WHEN...

|                                      | <u>W-L</u> |  | <u>W-L</u> |                                   | <u>W-L</u> |
|--------------------------------------|------------|--|------------|-----------------------------------|------------|
| Redskins Overall                     | 1-1        | Redskins score first                     | 1-1        | Redskins win time of possession   | 1-1        |
| Redskins at FedExField               | 1-0        | Opponent scores first                    | 0-0        | Redskins lose time of possession  | 0-0        |
| Redskins on the road                 | 0-1        | Redskins score on first possession       | 0-0        | Time of possession is even        | 0-0        |
| Redskins on Sunday Night             | 0-0        | Redskins lead after 1st quarter          | 1-0        | Redskins win turnover battle      | 1-0        |
| Redskins on Monday Night             | 0-0        | Redskins trail after 1st quarter         | 0-0        | Redskins lose turnover battle     | 0-1        |
| Redskins on grass                    | 1-1        | Score tied after 1st quarter             | 0-1        | Turnover battle is even           | 0-0        |
| Redskins on artificial turf          | 0-0        | Redskins lead at halftime                | 1-0        | Redskins wear Burgundy pants      | 0-0        |
| Redskins in a dome                   | 0-0        | Redskins trail at halftime               | 0-1        | Redskins wear Gold pants          | 1-1        |
| Redskins in September                | 1-1        | Score tied at halftime                   | 0-0        | Redskins wear White pants         | 0-0        |
| Redskins in October                  | 0-0        | Redskins lead after 3rd quarter          | 1-0        | Redskins wear Burgundy jerseys    | 1-1        |
| Redskins in November                 | 0-0        | Redskins trail after 3rd quarter         | 0-1        | Redskins wear White jerseys       | 0-0        |
| Redskins in December                 | 0-0        | Score tied after 3rd quarter             | 0-0        | Redskins score 17 points or less  | 0-1        |
| Redskins in January                  | 0-0        | Redskins score under two-minute warning  | 1-0        | Opponent scores 17 points or less | 1-1        |
| Redskins win coin toss               | 0-1        | Opponent scores under two-minute warning | 0-1        | Redskins score 18 points or more  | 1-0        |
| Redskins lose coin toss              | 1-0        | Game goes to overtime                    | 0-0        | Opponent scores 18 points or more | 0-0        |
| Redskins total 0-199 net yards       | 0-0        | <b>vs. NFC East</b>                      | 0-0        |                                   |            |
| Redskins total 200-299 net yards     | 0-0        | vs. NFC East at home                     | 0-0        |                                   |            |
| Redskins total 300-399 net yards     | 0-1        | vs. NFC East on road                     | 0-0        |                                   |            |
| Redskins total 400+ net yards        | 1-0        | vs. NFC West                             | 0-0        |                                   |            |
| Redskins total 0-99 rushing yards    | 0-0        | vs. NFC North                            | 0-0        |                                   |            |
| Redskins total 100-149 rushing yards | 0-1        | vs. NFC South                            | 0-0        |                                   |            |
| Redskins total 150+ rushing yards    | 1-0        | <b>vs. NFC</b>                           | 0-0        |                                   |            |
| Redskins have (a) 100-yard rusher(s) | 0-0        | vs. AFC East                             | 0-0        |                                   |            |
| Redskins total 0-149 passing yards   | 0-0        | vs. AFC West                             | 0-0        |                                   |            |
| Redskins total 150-199 passing yards | 0-0        | vs. AFC North                            | 0-0        |                                   |            |
| Redskins total 200-299 passing yards | 1-1        | vs. AFC South                            | 1-1        |                                   |            |
| Redskins total 300+ passing yards    | 0-0        | <b>vs. AFC</b>                           | 1-1        |                                   |            |
| Redskins have a 300-yard passer      | 0-0        |  |            |                                   |            |

2014 WASHINGTON REDSKINS STATISTICS

| PARTICIPATION          |      |      |      |     |     |      |     |      |      |    |     |      |     |      |     |     |               |
|------------------------|------|------|------|-----|-----|------|-----|------|------|----|-----|------|-----|------|-----|-----|---------------|
| Player                 | @HOU | JAX  | @PHI | NYG | SEA | @ARI | TEN | @DAL | @MIN | TB | @SF | @IND | STL | @NYG | PHI | DAL | GP-GS-DNP-INA |
| Amerson, David         | RCB  | RCB  |      |     |     |      |     |      |      |    |     |      |     |      |     |     | 2-2-0-0       |
| Baker, Chris           | LDE  | NT   |      |     |     |      |     |      |      |    |     |      |     |      |     |     | 2-2-0-0       |
| Biggers, E.J.          | SUB  | SUB  |      |     |     |      |     |      |      |    |     |      |     |      |     |     | 2-0-0-0       |
| Bolser, Ted            | PS   | PS   |      |     |     |      |     |      |      |    |     |      |     |      |     |     | 0-0-0-0       |
| Bowen, Stephen         | PUP  | PUP  |      |     |     |      |     |      |      |    |     |      |     |      |     |     | 0-0-0-0       |
| Breeland, Bashaud      | CB3  | CB3  |      |     |     |      |     |      |      |    |     |      |     |      |     |     | 2-2-0-0       |
| Bridget, Jr., Courtney | IR   | IR   |      |     |     |      |     |      |      |    |     |      |     |      |     |     | 0-0-0-0       |
| Cave, Braxton          | PS   | PS   |      |     |     |      |     |      |      |    |     |      |     |      |     |     | 0-0-0-0       |
| Chester, Chris         | RG   | RG   |      |     |     |      |     |      |      |    |     |      |     |      |     |     | 2-2-0-0       |
| Clark, Ryan            | FS   | FS   |      |     |     |      |     |      |      |    |     |      |     |      |     |     | 2-2-0-0       |
| Cofield, Jr., Barry    | NT   | IR   |      |     |     |      |     |      |      |    |     |      |     |      |     |     | 1-1-0-0       |
| Compton, Tom           | SUB  | SUB  |      |     |     |      |     |      |      |    |     |      |     |      |     |     | 2-0-0-0       |
| Compton, Will          | SUB  | SUB  |      |     |     |      |     |      |      |    |     |      |     |      |     |     | 2-0-0-0       |
| Cousins, Kirk          | DNP  | SUB  |      |     |     |      |     |      |      |    |     |      |     |      |     |     | 1-0-1-0       |
| Crawford, Richard      | PS   | NWT  |      |     |     |      |     |      |      |    |     |      |     |      |     |     | 0-0-0-0       |
| Davis, Akeem           | PS   | SUB  |      |     |     |      |     |      |      |    |     |      |     |      |     |     | 1-0-0-0       |
| Forbath, Kai           | SUB  | SUB  |      |     |     |      |     |      |      |    |     |      |     |      |     |     | 2-0-0-0       |
| Garcon, Pierre         | WR1  | WR1  |      |     |     |      |     |      |      |    |     |      |     |      |     |     | 2-2-0-0       |
| Geathers, Clifton      | SUB  | SUB  |      |     |     |      |     |      |      |    |     |      |     |      |     |     | 2-0-0-0       |
| Golston, Kedric        | SUB  | INA  |      |     |     |      |     |      |      |    |     |      |     |      |     |     | 1-0-0-1       |
| Grant, Ryan            | SUB  | SUB  |      |     |     |      |     |      |      |    |     |      |     |      |     |     | 2-0-0-0       |
| Griffin III, Robert    | QB   | QB   |      |     |     |      |     |      |      |    |     |      |     |      |     |     | 2-2-0-0       |
| Hall, DeAngelo         | LCB  | LCB  |      |     |     |      |     |      |      |    |     |      |     |      |     |     | 2-2-0-0       |
| Hamm, Je'Ron           | NWT  | PS   |      |     |     |      |     |      |      |    |     |      |     |      |     |     | 0-0-0-0       |
| Hankerson, Leonard     | PUP  | PUP  |      |     |     |      |     |      |      |    |     |      |     |      |     |     | 0-0-0-0       |
| Hatcher, Jason         | RDE  | RDE  |      |     |     |      |     |      |      |    |     |      |     |      |     |     | 2-2-0-0       |
| Hayward, Adam          | SUB  | SUB  |      |     |     |      |     |      |      |    |     |      |     |      |     |     | 2-0-0-0       |
| Helu, Jr., Roy         | SUB  | SUB  |      |     |     |      |     |      |      |    |     |      |     |      |     |     | 2-0-0-0       |
| Hopkins, Derrick       | NWT  | PS   |      |     |     |      |     |      |      |    |     |      |     |      |     |     | 0-0-0-0       |
| Ihenacho, Duke         | SUB  | SUB  |      |     |     |      |     |      |      |    |     |      |     |      |     |     | 2-0-0-0       |
| Jackson, DeSean        | WR2  | WR2  |      |     |     |      |     |      |      |    |     |      |     |      |     |     | 2-2-0-0       |
| Jackson, Tanard        | SUSP | SUSP |      |     |     |      |     |      |      |    |     |      |     |      |     |     | 0-0-0-0       |
| Jeffcoat, Jackson      | PS   | PS   |      |     |     |      |     |      |      |    |     |      |     |      |     |     | 0-0-0-0       |
| Jenkins, Jarvis        | SUB  | LDE  |      |     |     |      |     |      |      |    |     |      |     |      |     |     | 2-1-0-0       |
| Jordan, Akeem          | INA  | INA  |      |     |     |      |     |      |      |    |     |      |     |      |     |     | 0-0-0-2       |
| Kearse, Frank          | INA  | SUB  |      |     |     |      |     |      |      |    |     |      |     |      |     |     | 1-0-0-1       |
| Kerrigan, Ryan         | LOLB | LOLB |      |     |     |      |     |      |      |    |     |      |     |      |     |     | 2-2-0-0       |
| Lauvao, Shawn          | LG   | LG   |      |     |     |      |     |      |      |    |     |      |     |      |     |     | 2-2-0-0       |
| LeRibeus, Josh         | DNP  | SUB  |      |     |     |      |     |      |      |    |     |      |     |      |     |     | 1-0-1-0       |
| Lichtensteiger, Kory   | C    | C    |      |     |     |      |     |      |      |    |     |      |     |      |     |     | 2-2-0-0       |
| Long, Spencer          | INA  | INA  |      |     |     |      |     |      |      |    |     |      |     |      |     |     | 0-0-0-2       |
| McCoy, Colt            | INA  | INA  |      |     |     |      |     |      |      |    |     |      |     |      |     |     | 0-0-0-2       |
| McNutt, Marvin         | NWT  | PS   |      |     |     |      |     |      |      |    |     |      |     |      |     |     | 0-0-0-0       |
| Meriweather, Brandon   | SUSP | SUSP |      |     |     |      |     |      |      |    |     |      |     |      |     |     | 0-0-0-0       |
| Miller, Gabe           | SUB  | SUB  |      |     |     |      |     |      |      |    |     |      |     |      |     |     | 2-0-0-0       |
| Minnifield, Chase      | PS   | PS   |      |     |     |      |     |      |      |    |     |      |     |      |     |     | 0-0-0-0       |
| Morris, Alfred         | RB   | RB   |      |     |     |      |     |      |      |    |     |      |     |      |     |     | 2-2-0-0       |
| Moses, Morgan          | INA  | SUB  |      |     |     |      |     |      |      |    |     |      |     |      |     |     | 1-0-0-1       |
| Moss, Santana          | INA  | INA  |      |     |     |      |     |      |      |    |     |      |     |      |     |     | 0-0-0-2       |
| Murphy, Trent          | SUB  | SUB  |      |     |     |      |     |      |      |    |     |      |     |      |     |     | 2-0-0-0       |
| Neild, Chris           | IR   | IR   |      |     |     |      |     |      |      |    |     |      |     |      |     |     | 0-0-0-0       |
| Orakpo, Brian          | ROLB | ROLB |      |     |     |      |     |      |      |    |     |      |     |      |     |     | 2-2-0-0       |
| Paul, Niles            | SUB  | SUB  |      |     |     |      |     |      |      |    |     |      |     |      |     |     | 2-0-0-0       |
| Paulsen, Logan         | TEI  | TEI  |      |     |     |      |     |      |      |    |     |      |     |      |     |     | 2-2-0-0       |
| Polubius, Tyler        | RT   | RT   |      |     |     |      |     |      |      |    |     |      |     |      |     |     | 2-2-0-0       |
| Porter, Tracy          | INA  | INA  |      |     |     |      |     |      |      |    |     |      |     |      |     |     | 0-0-0-2       |
| Rambo, Bacarri         | SUB  | SUB  |      |     |     |      |     |      |      |    |     |      |     |      |     |     | 2-0-0-0       |
| Redd, Jr., Silas       | DNP  | SUB  |      |     |     |      |     |      |      |    |     |      |     |      |     |     | 1-0-1-0       |
| Reed, Jordan           | SUB  | INA  |      |     |     |      |     |      |      |    |     |      |     |      |     |     | 1-0-0-1       |
| Rice, Jr., Jerry       | IR   | IR   |      |     |     |      |     |      |      |    |     |      |     |      |     |     | 0-0-0-0       |
| Riley, Jr., Perry      | JLB  | JLB  |      |     |     |      |     |      |      |    |     |      |     |      |     |     | 2-2-0-0       |
| Roberts, Andre         | SUB  | SUB  |      |     |     |      |     |      |      |    |     |      |     |      |     |     | 2-0-0-0       |
| Robinson, Aldrick      | SUB  | SUB  |      |     |     |      |     |      |      |    |     |      |     |      |     |     | 2-0-0-0       |
| Robinson, Keenan       | MLB  | MLB  |      |     |     |      |     |      |      |    |     |      |     |      |     |     | 2-2-0-0       |
| Robinson, Trenton      | SUB  | SUB  |      |     |     |      |     |      |      |    |     |      |     |      |     |     | 2-0-0-0       |
| Sharpton, Darryl       | IR   | IR   |      |     |     |      |     |      |      |    |     |      |     |      |     |     | 0-0-0-0       |
| Sundberg, Nick         | SUB  | SUB  |      |     |     |      |     |      |      |    |     |      |     |      |     |     | 2-0-0-0       |
| Thomas, Phillip        | PS   | PS   |      |     |     |      |     |      |      |    |     |      |     |      |     |     | 0-0-0-0       |
| Thomas, Robert         | PS   | PS   |      |     |     |      |     |      |      |    |     |      |     |      |     |     | 0-0-0-0       |
| Thompson, Chris        | PS   | PS   |      |     |     |      |     |      |      |    |     |      |     |      |     |     | 0-0-0-0       |
| Way, Tress             | SUB  | SUB  |      |     |     |      |     |      |      |    |     |      |     |      |     |     | 2-0-0-0       |
| Williams, Nick         | PS   | NWT  |      |     |     |      |     |      |      |    |     |      |     |      |     |     | 0-0-0-0       |
| Williams, Trent        | LT   | LT   |      |     |     |      |     |      |      |    |     |      |     |      |     |     | 2-2-0-0       |
| Young, Darrel          | FB   | FB   |      |     |     |      |     |      |      |    |     |      |     |      |     |     | 2-2-0-0       |

Key: POS - starter | SUB - played | DNP - did not play | INA - inactive | 3Q - third quarterback | IR - reserve/injured | PS - practice squad | NWT - not with team | SUSP - suspended  
| PUP - reserve/physically unable to perform | RLS - reserve/left squad







2014 WASHINGTON REDSKINS STATISTICS

PASSING

8 Kirk Cousins

|               | ATT          | COM       | YDS        | PERC         | YDS/ATT    | TD       | INT      | LG        | SK (YDS)      | RATE         |
|---------------|--------------|-----------|------------|--------------|------------|----------|----------|-----------|---------------|--------------|
| 9/7 @HOU      | Did Not Play |           |            |              |            |          |          |           |               |              |
| 9/14 JAX      | 33           | 22        | 250        | 66.7%        | 7.6        | 2        | 0        | 31        | 2 (21)        | 109.4        |
| 9/21 @PHI     |              |           |            |              |            |          |          |           |               |              |
| 9/25 NYG      |              |           |            |              |            |          |          |           |               |              |
| 10/6 SEA      |              |           |            |              |            |          |          |           |               |              |
| 10/12 @ARI    |              |           |            |              |            |          |          |           |               |              |
| 10/19 TEN     |              |           |            |              |            |          |          |           |               |              |
| 10/27 @DAL    |              |           |            |              |            |          |          |           |               |              |
| 11/2 @MIN     |              |           |            |              |            |          |          |           |               |              |
| 11/16 TB      |              |           |            |              |            |          |          |           |               |              |
| 11/23 @SF     |              |           |            |              |            |          |          |           |               |              |
| 11/30 @IND    |              |           |            |              |            |          |          |           |               |              |
| 12/7 STL      |              |           |            |              |            |          |          |           |               |              |
| 12/14 @NYG    |              |           |            |              |            |          |          |           |               |              |
| 12/20 PHI     |              |           |            |              |            |          |          |           |               |              |
| 12/28 DAL     |              |           |            |              |            |          |          |           |               |              |
| <b>TOTALS</b> | <b>33</b>    | <b>22</b> | <b>250</b> | <b>66.7%</b> | <b>7.6</b> | <b>2</b> | <b>0</b> | <b>31</b> | <b>2 (21)</b> | <b>109.4</b> |

10 Robert Griffin III

|               | ATT       | COM       | YDS        | PERC         | YDS/ATT    | TD       | INT      | LG        | SK (YDS)      | RATE        |
|---------------|-----------|-----------|------------|--------------|------------|----------|----------|-----------|---------------|-------------|
| 9/7 @HOU      | 37        | 29        | 267        | 78.4%        | 7.2        | 0        | 0        | 48        | 3 (26)        | 96.7        |
| 9/14 JAX      | 3         | 2         | 38         | 66.7%        | 12.7       | 0        | 0        | 19        | 1 (9)         | 109.7       |
| 9/21 @PHI     |           |           |            |              |            |          |          |           |               |             |
| 9/25 NYG      |           |           |            |              |            |          |          |           |               |             |
| 10/6 SEA      |           |           |            |              |            |          |          |           |               |             |
| 10/12 @ARI    |           |           |            |              |            |          |          |           |               |             |
| 10/19 TEN     |           |           |            |              |            |          |          |           |               |             |
| 10/27 @DAL    |           |           |            |              |            |          |          |           |               |             |
| 11/2 @MIN     |           |           |            |              |            |          |          |           |               |             |
| 11/16 TB      |           |           |            |              |            |          |          |           |               |             |
| 11/23 @SF     |           |           |            |              |            |          |          |           |               |             |
| 11/30 @IND    |           |           |            |              |            |          |          |           |               |             |
| 12/7 STL      |           |           |            |              |            |          |          |           |               |             |
| 12/14 @NYG    |           |           |            |              |            |          |          |           |               |             |
| 12/20 PHI     |           |           |            |              |            |          |          |           |               |             |
| 12/28 DAL     |           |           |            |              |            |          |          |           |               |             |
| <b>TOTALS</b> | <b>40</b> | <b>31</b> | <b>305</b> | <b>77.5%</b> | <b>7.6</b> | <b>0</b> | <b>0</b> | <b>48</b> | <b>3 (26)</b> | <b>98.4</b> |

2014 WASHINGTON REDSKINS STATISTICS

RUSHING

8 Kirk Cousins

|               | ATT          | YDS       | AVG.        | LG        | TD       |
|---------------|--------------|-----------|-------------|-----------|----------|
| 9/7 @HOU      | Did Not Play |           |             |           |          |
| 9/14 JAX      | 1            | -1        | -1.0        | -1        | 0        |
| 9/21 @PHI     |              |           |             |           |          |
| 9/25 NYG      |              |           |             |           |          |
| 10/6 SEA      |              |           |             |           |          |
| 10/12 @ARI    |              |           |             |           |          |
| 10/19 TEN     |              |           |             |           |          |
| 10/27 @DAL    |              |           |             |           |          |
| 11/2 @MIN     |              |           |             |           |          |
| 11/16 TB      |              |           |             |           |          |
| 11/23 @SF     |              |           |             |           |          |
| 11/30 @IND    |              |           |             |           |          |
| 12/7 STL      |              |           |             |           |          |
| 12/14 @NYG    |              |           |             |           |          |
| 12/20 PHI     |              |           |             |           |          |
| 12/28 DAL     |              |           |             |           |          |
| <b>TOTALS</b> | <b>1</b>     | <b>-1</b> | <b>-1.0</b> | <b>-1</b> | <b>0</b> |

10 Robert Griffin III

|               | ATT      | YDS       | AVG.       | LG        | TD       |
|---------------|----------|-----------|------------|-----------|----------|
| 9/7 @HOU      | 3        | 2         | 0.7        | 1         | 0        |
| 9/14 JAX      | 2        | 22        | 11.0       | 12        | 0        |
| 9/21 @PHI     |          |           |            |           |          |
| 9/25 NYG      |          |           |            |           |          |
| 10/6 SEA      |          |           |            |           |          |
| 10/12 @ARI    |          |           |            |           |          |
| 10/19 TEN     |          |           |            |           |          |
| 10/27 @DAL    |          |           |            |           |          |
| 11/2 @MIN     |          |           |            |           |          |
| 11/16 TB      |          |           |            |           |          |
| 11/23 @SF     |          |           |            |           |          |
| 11/30 @IND    |          |           |            |           |          |
| 12/7 STL      |          |           |            |           |          |
| 12/14 @NYG    |          |           |            |           |          |
| 12/20 PHI     |          |           |            |           |          |
| 12/28 DAL     |          |           |            |           |          |
| <b>TOTALS</b> | <b>5</b> | <b>24</b> | <b>4.8</b> | <b>12</b> | <b>0</b> |

29 Roy Helu, Jr.

|               | ATT       | YDS       | AVG.       | LG        | TD       |
|---------------|-----------|-----------|------------|-----------|----------|
| 9/7 @HOU      | 4         | 46        | 11.5       | 16        | 0        |
| 9/14 JAX      | 8         | 25        | 3.1        | 9         | 0        |
| 9/21 @PHI     |           |           |            |           |          |
| 9/25 NYG      |           |           |            |           |          |
| 10/6 SEA      |           |           |            |           |          |
| 10/12 @ARI    |           |           |            |           |          |
| 10/19 TEN     |           |           |            |           |          |
| 10/27 @DAL    |           |           |            |           |          |
| 11/2 @MIN     |           |           |            |           |          |
| 11/16 TB      |           |           |            |           |          |
| 11/23 @SF     |           |           |            |           |          |
| 11/30 @IND    |           |           |            |           |          |
| 12/7 STL      |           |           |            |           |          |
| 12/14 @NYG    |           |           |            |           |          |
| 12/20 PHI     |           |           |            |           |          |
| 12/28 DAL     |           |           |            |           |          |
| <b>TOTALS</b> | <b>12</b> | <b>71</b> | <b>5.9</b> | <b>16</b> | <b>0</b> |

11 DeSean Jackson

|               | ATT      | YDS       | AVG.        | LG        | TD       |
|---------------|----------|-----------|-------------|-----------|----------|
| 9/7 @HOU      | 1        | -9        | -9.0        | -9        | 0        |
| 9/14 JAX      | -        | -         | -           | -         | -        |
| 9/21 @PHI     |          |           |             |           |          |
| 9/25 NYG      |          |           |             |           |          |
| 10/6 SEA      |          |           |             |           |          |
| 10/12 @ARI    |          |           |             |           |          |
| 10/19 TEN     |          |           |             |           |          |
| 10/27 @DAL    |          |           |             |           |          |
| 11/2 @MIN     |          |           |             |           |          |
| 11/16 TB      |          |           |             |           |          |
| 11/23 @SF     |          |           |             |           |          |
| 11/30 @IND    |          |           |             |           |          |
| 12/7 STL      |          |           |             |           |          |
| 12/14 @NYG    |          |           |             |           |          |
| 12/20 PHI     |          |           |             |           |          |
| 12/28 DAL     |          |           |             |           |          |
| <b>TOTALS</b> | <b>1</b> | <b>-9</b> | <b>-9.0</b> | <b>-9</b> | <b>0</b> |

46 Alfred Morris

|               | ATT       | YDS        | AVG.       | LG        | TD       |
|---------------|-----------|------------|------------|-----------|----------|
| 9/7 @HOU      | 14        | 91         | 6.5        | 21        | 0        |
| 9/14 JAX      | 22        | 85         | 3.9        | 23        | 2        |
| 9/21 @PHI     |           |            |            |           |          |
| 9/25 NYG      |           |            |            |           |          |
| 10/6 SEA      |           |            |            |           |          |
| 10/12 @ARI    |           |            |            |           |          |
| 10/19 TEN     |           |            |            |           |          |
| 10/27 @DAL    |           |            |            |           |          |
| 11/2 @MIN     |           |            |            |           |          |
| 11/16 TB      |           |            |            |           |          |
| 11/23 @SF     |           |            |            |           |          |
| 11/30 @IND    |           |            |            |           |          |
| 12/7 STL      |           |            |            |           |          |
| 12/14 @NYG    |           |            |            |           |          |
| 12/20 PHI     |           |            |            |           |          |
| 12/28 DAL     |           |            |            |           |          |
| <b>TOTALS</b> | <b>36</b> | <b>176</b> | <b>4.9</b> | <b>23</b> | <b>2</b> |

32 Silas Redd Jr.

|               | ATT          | YDS       | AVG.       | LG        | TD       |
|---------------|--------------|-----------|------------|-----------|----------|
| 9/7 @HOU      | Did Not Play |           |            |           |          |
| 9/14 JAX      | 8            | 41        | 5.1        | 14        | 1        |
| 9/21 @PHI     |              |           |            |           |          |
| 9/25 NYG      |              |           |            |           |          |
| 10/6 SEA      |              |           |            |           |          |
| 10/12 @ARI    |              |           |            |           |          |
| 10/19 TEN     |              |           |            |           |          |
| 10/27 @DAL    |              |           |            |           |          |
| 11/2 @MIN     |              |           |            |           |          |
| 11/16 TB      |              |           |            |           |          |
| 11/23 @SF     |              |           |            |           |          |
| 11/30 @IND    |              |           |            |           |          |
| 12/7 STL      |              |           |            |           |          |
| 12/14 @NYG    |              |           |            |           |          |
| 12/20 PHI     |              |           |            |           |          |
| 12/28 DAL     |              |           |            |           |          |
| <b>TOTALS</b> | <b>8</b>     | <b>41</b> | <b>5.1</b> | <b>14</b> | <b>1</b> |

**2014 WASHINGTON REDSKINS STATISTICS**

**RUSHING**

**12 Andre Roberts**

**36 Darrel Young**

|               | <b>ATT</b> | <b>YDS</b> | <b>AVG.</b> | <b>LG</b> | <b>TD</b> |               | <b>ATT</b> | <b>YDS</b> | <b>AVG.</b> | <b>LG</b> | <b>TD</b> |
|---------------|------------|------------|-------------|-----------|-----------|---------------|------------|------------|-------------|-----------|-----------|
| 9/7 @HOU      | 0          | 0          | 0.0         | 0         | 0         | 9/7 @HOU      | 1          | 1          | 1.0         | 1         | 1         |
| 9/14 JAX      | 1          | 19         | 19.0        | 19        | 0         | 9/14 JAX      | -          | -          | -           | -         | -         |
| 9/21 @PHI     |            |            |             |           |           | 9/21 @PHI     |            |            |             |           |           |
| 9/25 NYG      |            |            |             |           |           | 9/25 NYG      |            |            |             |           |           |
| 10/6 SEA      |            |            |             |           |           | 10/6 SEA      |            |            |             |           |           |
| 10/12 @ARI    |            |            |             |           |           | 10/12 @ARI    |            |            |             |           |           |
| 10/19 TEN     |            |            |             |           |           | 10/19 TEN     |            |            |             |           |           |
| 10/27 @DAL    |            |            |             |           |           | 10/27 @DAL    |            |            |             |           |           |
| 11/2 @MIN     |            |            |             |           |           | 11/2 @MIN     |            |            |             |           |           |
| 11/16 TB      |            |            |             |           |           | 11/16 TB      |            |            |             |           |           |
| 11/23 @SF     |            |            |             |           |           | 11/23 @SF     |            |            |             |           |           |
| 11/30 @IND    |            |            |             |           |           | 11/30 @IND    |            |            |             |           |           |
| 12/7 STL      |            |            |             |           |           | 12/7 STL      |            |            |             |           |           |
| 12/14 @NYG    |            |            |             |           |           | 12/14 @NYG    |            |            |             |           |           |
| 12/20 PHI     |            |            |             |           |           | 12/20 PHI     |            |            |             |           |           |
| 12/28 DAL     |            |            |             |           |           | 12/28 DAL     |            |            |             |           |           |
| <b>TOTALS</b> | <b>1</b>   | <b>19</b>  | <b>19.0</b> | <b>19</b> | <b>0</b>  | <b>TOTALS</b> | <b>1</b>   | <b>1</b>   | <b>1.0</b>  | <b>1</b>  | <b>1</b>  |

**2014 WASHINGTON REDSKINS STATISTICS**

**RECEIVING**

**88 Pierre Garçon**

|               | REC       | YDS       | AVG.       | LG        | TD       |
|---------------|-----------|-----------|------------|-----------|----------|
| 9/7 @HOU      | 10        | 77        | 7.7        | 15        | 0        |
| 9/14 JAX      | 1         | 12        | 12.0       | 12        | 0        |
| 9/21 @PHI     |           |           |            |           |          |
| 9/25 NYG      |           |           |            |           |          |
| 10/6 SEA      |           |           |            |           |          |
| 10/12 @ARI    |           |           |            |           |          |
| 10/19 TEN     |           |           |            |           |          |
| 10/27 @DAL    |           |           |            |           |          |
| 11/2 @MIN     |           |           |            |           |          |
| 11/16 TB      |           |           |            |           |          |
| 11/23 @SF     |           |           |            |           |          |
| 11/30 @IND    |           |           |            |           |          |
| 12/7 STL      |           |           |            |           |          |
| 12/14 @NYG    |           |           |            |           |          |
| 12/20 PHI     |           |           |            |           |          |
| 12/28 DAL     |           |           |            |           |          |
| <b>TOTALS</b> | <b>11</b> | <b>89</b> | <b>8.1</b> | <b>15</b> | <b>0</b> |

**14 Ryan Grant**

|               | REC      | YDS       | AVG.        | LG        | TD       |
|---------------|----------|-----------|-------------|-----------|----------|
| 9/7 @HOU      | 0        | 0         | 0.0         | 0         | 0        |
| 9/14 JAX      | 5        | 57        | 11.4        | 21        | 0        |
| 9/21 @PHI     |          |           |             |           |          |
| 9/25 NYG      |          |           |             |           |          |
| 10/6 SEA      |          |           |             |           |          |
| 10/12 @ARI    |          |           |             |           |          |
| 10/19 TEN     |          |           |             |           |          |
| 10/27 @DAL    |          |           |             |           |          |
| 11/2 @MIN     |          |           |             |           |          |
| 11/16 TB      |          |           |             |           |          |
| 11/23 @SF     |          |           |             |           |          |
| 11/30 @IND    |          |           |             |           |          |
| 12/7 STL      |          |           |             |           |          |
| 12/14 @NYG    |          |           |             |           |          |
| 12/20 PHI     |          |           |             |           |          |
| 12/28 DAL     |          |           |             |           |          |
| <b>TOTALS</b> | <b>5</b> | <b>57</b> | <b>11.4</b> | <b>21</b> | <b>0</b> |

**29 Roy Helu, Jr.**

|               | REC      | YDS       | AVG.       | LG       | TD       |
|---------------|----------|-----------|------------|----------|----------|
| 9/7 @HOU      | 2        | 15        | 7.5        | 9        | 0        |
| 9/14 JAX      | 2        | 11        | 5.5        | 6        | 0        |
| 9/21 @PHI     |          |           |            |          |          |
| 9/25 NYG      |          |           |            |          |          |
| 10/6 SEA      |          |           |            |          |          |
| 10/12 @ARI    |          |           |            |          |          |
| 10/19 TEN     |          |           |            |          |          |
| 10/27 @DAL    |          |           |            |          |          |
| 11/2 @MIN     |          |           |            |          |          |
| 11/16 TB      |          |           |            |          |          |
| 11/23 @SF     |          |           |            |          |          |
| 11/30 @IND    |          |           |            |          |          |
| 12/7 STL      |          |           |            |          |          |
| 12/14 @NYG    |          |           |            |          |          |
| 12/20 PHI     |          |           |            |          |          |
| 12/28 DAL     |          |           |            |          |          |
| <b>TOTALS</b> | <b>4</b> | <b>26</b> | <b>6.5</b> | <b>9</b> | <b>0</b> |

**11 DeSean Jackson**

|               | REC      | YDS       | AVG.       | LG        | TD       |
|---------------|----------|-----------|------------|-----------|----------|
| 9/7 @HOU      | 8        | 62        | 7.8        | 17        | 0        |
| 9/14 JAX      | 1        | 19        | 19.0       | 19        | 0        |
| 9/21 @PHI     |          |           |            |           |          |
| 9/25 NYG      |          |           |            |           |          |
| 10/6 SEA      |          |           |            |           |          |
| 10/12 @ARI    |          |           |            |           |          |
| 10/19 TEN     |          |           |            |           |          |
| 10/27 @DAL    |          |           |            |           |          |
| 11/2 @MIN     |          |           |            |           |          |
| 11/16 TB      |          |           |            |           |          |
| 11/23 @SF     |          |           |            |           |          |
| 11/30 @IND    |          |           |            |           |          |
| 12/7 STL      |          |           |            |           |          |
| 12/14 @NYG    |          |           |            |           |          |
| 12/20 PHI     |          |           |            |           |          |
| 12/28 DAL     |          |           |            |           |          |
| <b>TOTALS</b> | <b>9</b> | <b>81</b> | <b>9.0</b> | <b>19</b> | <b>0</b> |

**84 Niles Paul**

|               | REC       | YDS        | AVG.        | LG        | TD       |
|---------------|-----------|------------|-------------|-----------|----------|
| 9/7 @HOU      | 4         | 86         | 21.5        | 48        | 0        |
| 9/14 JAX      | 8         | 99         | 12.4        | 26        | 1        |
| 9/21 @PHI     |           |            |             |           |          |
| 9/25 NYG      |           |            |             |           |          |
| 10/6 SEA      |           |            |             |           |          |
| 10/12 @ARI    |           |            |             |           |          |
| 10/19 TEN     |           |            |             |           |          |
| 10/27 @DAL    |           |            |             |           |          |
| 11/2 @MIN     |           |            |             |           |          |
| 11/16 TB      |           |            |             |           |          |
| 11/23 @SF     |           |            |             |           |          |
| 11/30 @IND    |           |            |             |           |          |
| 12/7 STL      |           |            |             |           |          |
| 12/14 @NYG    |           |            |             |           |          |
| 12/20 PHI     |           |            |             |           |          |
| 12/28 DAL     |           |            |             |           |          |
| <b>TOTALS</b> | <b>12</b> | <b>185</b> | <b>15.4</b> | <b>48</b> | <b>1</b> |

**82 Logan Paulsen**

|               | REC      | YDS      | AVG.       | LG       | TD       |
|---------------|----------|----------|------------|----------|----------|
| 9/7 @HOU      | 2        | 0        | 0.0        | 3        | 0        |
| 9/14 JAX      | -        | -        | -          | -        | -        |
| 9/21 @PHI     |          |          |            |          |          |
| 9/25 NYG      |          |          |            |          |          |
| 10/6 SEA      |          |          |            |          |          |
| 10/12 @ARI    |          |          |            |          |          |
| 10/19 TEN     |          |          |            |          |          |
| 10/27 @DAL    |          |          |            |          |          |
| 11/2 @MIN     |          |          |            |          |          |
| 11/16 TB      |          |          |            |          |          |
| 11/23 @SF     |          |          |            |          |          |
| 11/30 @IND    |          |          |            |          |          |
| 12/7 STL      |          |          |            |          |          |
| 12/14 @NYG    |          |          |            |          |          |
| 12/20 PHI     |          |          |            |          |          |
| 12/28 DAL     |          |          |            |          |          |
| <b>TOTALS</b> | <b>2</b> | <b>0</b> | <b>0.0</b> | <b>3</b> | <b>0</b> |

**2014 WASHINGTON REDSKINS STATISTICS**

**RECEIVING**

**86 Jordan Reed**

|               | <b>REC</b> | <b>YDS</b> | <b>AVG.</b> | <b>LG</b> | <b>TD</b> |
|---------------|------------|------------|-------------|-----------|-----------|
| 9/7 @HOU      | 1          | 4          | 4.0         | 4         | 0         |
| 9/14 JAX      | Inactive   |            |             |           |           |
| 9/21 @PHI     |            |            |             |           |           |
| 9/25 NYG      |            |            |             |           |           |
| 10/6 SEA      |            |            |             |           |           |
| 10/12 @ARI    |            |            |             |           |           |
| 10/19 TEN     |            |            |             |           |           |
| 10/27 @DAL    |            |            |             |           |           |
| 11/2 @MIN     |            |            |             |           |           |
| 11/16 TB      |            |            |             |           |           |
| 11/23 @SF     |            |            |             |           |           |
| 11/30 @IND    |            |            |             |           |           |
| 12/7 STL      |            |            |             |           |           |
| 12/14 @NYG    |            |            |             |           |           |
| 12/20 PHI     |            |            |             |           |           |
| 12/28 DAL     |            |            |             |           |           |
| <b>TOTALS</b> | <b>1</b>   | <b>4</b>   | <b>4.0</b>  | <b>4</b>  | <b>0</b>  |

**12 Andre Roberts**

|               | <b>REC</b> | <b>YDS</b> | <b>AVG.</b> | <b>LG</b> | <b>TD</b> |
|---------------|------------|------------|-------------|-----------|-----------|
| 9/7 @HOU      | 1          | 22         | 22.0        | 22        | 0         |
| 9/14 JAX      | 4          | 57         | 14.3        | 31        | 0         |
| 9/21 @PHI     |            |            |             |           |           |
| 9/25 NYG      |            |            |             |           |           |
| 10/6 SEA      |            |            |             |           |           |
| 10/12 @ARI    |            |            |             |           |           |
| 10/19 TEN     |            |            |             |           |           |
| 10/27 @DAL    |            |            |             |           |           |
| 11/2 @MIN     |            |            |             |           |           |
| 11/16 TB      |            |            |             |           |           |
| 11/23 @SF     |            |            |             |           |           |
| 11/30 @IND    |            |            |             |           |           |
| 12/7 STL      |            |            |             |           |           |
| 12/14 @NYG    |            |            |             |           |           |
| 12/20 PHI     |            |            |             |           |           |
| 12/28 DAL     |            |            |             |           |           |
| <b>TOTALS</b> | <b>5</b>   | <b>79</b>  | <b>15.8</b> | <b>31</b> | <b>0</b>  |

**15 Aldrick Robinson**

|               | <b>REC</b> | <b>YDS</b> | <b>AVG.</b> | <b>LG</b> | <b>TD</b> |
|---------------|------------|------------|-------------|-----------|-----------|
| 9/7 @HOU      | 0          | 0          | 0.0         | 0         | 0         |
| 9/14 JAX      | 1          | 6          | 6.0         | 6         | 0         |
| 9/21 @PHI     |            |            |             |           |           |
| 9/25 NYG      |            |            |             |           |           |
| 10/6 SEA      |            |            |             |           |           |
| 10/12 @ARI    |            |            |             |           |           |
| 10/19 TEN     |            |            |             |           |           |
| 10/27 @DAL    |            |            |             |           |           |
| 11/2 @MIN     |            |            |             |           |           |
| 11/16 TB      |            |            |             |           |           |
| 11/23 @SF     |            |            |             |           |           |
| 11/30 @IND    |            |            |             |           |           |
| 12/7 STL      |            |            |             |           |           |
| 12/14 @NYG    |            |            |             |           |           |
| 12/20 PHI     |            |            |             |           |           |
| 12/28 DAL     |            |            |             |           |           |
| <b>TOTALS</b> | <b>1</b>   | <b>6</b>   | <b>6.0</b>  | <b>6</b>  | <b>0</b>  |

**36 Darrel Young**

|               | <b>REC</b> | <b>YDS</b> | <b>AVG.</b> | <b>LG</b> | <b>TD</b> |
|---------------|------------|------------|-------------|-----------|-----------|
| 9/7 @HOU      | 1          | 1          | 1.0         | 1         | 0         |
| 9/14 JAX      | 2          | 27         | 13.5        | 20        | 1         |
| 9/21 @PHI     |            |            |             |           |           |
| 9/25 NYG      |            |            |             |           |           |
| 10/6 SEA      |            |            |             |           |           |
| 10/12 @ARI    |            |            |             |           |           |
| 10/19 TEN     |            |            |             |           |           |
| 10/27 @DAL    |            |            |             |           |           |
| 11/2 @MIN     |            |            |             |           |           |
| 11/16 TB      |            |            |             |           |           |
| 11/23 @SF     |            |            |             |           |           |
| 11/30 @IND    |            |            |             |           |           |
| 12/7 STL      |            |            |             |           |           |
| 12/14 @NYG    |            |            |             |           |           |
| 12/20 PHI     |            |            |             |           |           |
| 12/28 DAL     |            |            |             |           |           |
| <b>TOTALS</b> | <b>3</b>   | <b>28</b>  | <b>9.3</b>  | <b>20</b> | <b>1</b>  |

2014 WASHINGTON REDSKINS STATISTICS

DEFENSIVE LINE

92 Chris Baker

|               | TOT       | SOLO     | ASST.    | SACKS/YDS | PD       | INT.     | FR       | FF       |
|---------------|-----------|----------|----------|-----------|----------|----------|----------|----------|
| 9/7 @HOU      | 6         | 6        | 0        | 0         | 0        | 0        | 0        | 0        |
| 9/14 JAX      | 5         | 3        | 2        | 0         | 0        | 0        | 0        | 0        |
| 9/21 @PHI     |           |          |          |           |          |          |          |          |
| 9/25 NYG      |           |          |          |           |          |          |          |          |
| 10/6 SEA      |           |          |          |           |          |          |          |          |
| 10/12 @ARI    |           |          |          |           |          |          |          |          |
| 10/19 TEN     |           |          |          |           |          |          |          |          |
| 10/27 @DAL    |           |          |          |           |          |          |          |          |
| 11/2 @MIN     |           |          |          |           |          |          |          |          |
| 11/16 TB      |           |          |          |           |          |          |          |          |
| 11/23 @SF     |           |          |          |           |          |          |          |          |
| 11/30 @IND    |           |          |          |           |          |          |          |          |
| 12/7 STL      |           |          |          |           |          |          |          |          |
| 12/14 @NYG    |           |          |          |           |          |          |          |          |
| 12/20 PHI     |           |          |          |           |          |          |          |          |
| 12/28 DAL     |           |          |          |           |          |          |          |          |
| <b>TOTALS</b> | <b>11</b> | <b>9</b> | <b>2</b> | <b>0</b>  | <b>0</b> | <b>0</b> | <b>0</b> | <b>0</b> |

64 Kedric Golston

|               | TOT      | SOLO     | ASST.    | SACKS/YDS | PD       | INT.     | FR       | FF       |
|---------------|----------|----------|----------|-----------|----------|----------|----------|----------|
| 9/7 @HOU      | 2        | 1        | 1        | 0         | 0        | 0        | 0        | 0        |
| 9/14 JAX      | Inactive |          |          |           |          |          |          |          |
| 9/21 @PHI     |          |          |          |           |          |          |          |          |
| 9/25 NYG      |          |          |          |           |          |          |          |          |
| 10/6 SEA      |          |          |          |           |          |          |          |          |
| 10/12 @ARI    |          |          |          |           |          |          |          |          |
| 10/19 TEN     |          |          |          |           |          |          |          |          |
| 10/27 @DAL    |          |          |          |           |          |          |          |          |
| 11/2 @MIN     |          |          |          |           |          |          |          |          |
| 11/16 TB      |          |          |          |           |          |          |          |          |
| 11/23 @SF     |          |          |          |           |          |          |          |          |
| 11/30 @IND    |          |          |          |           |          |          |          |          |
| 12/7 STL      |          |          |          |           |          |          |          |          |
| 12/14 @NYG    |          |          |          |           |          |          |          |          |
| 12/20 PHI     |          |          |          |           |          |          |          |          |
| 12/28 DAL     |          |          |          |           |          |          |          |          |
| <b>TOTALS</b> | <b>2</b> | <b>1</b> | <b>1</b> | <b>0</b>  | <b>0</b> | <b>0</b> | <b>0</b> | <b>0</b> |

97 Jason Hatcher

|               | TOT       | SOLO     | ASST.    | SACKS/YDS       | PD       | INT.     | FR       | FF       |
|---------------|-----------|----------|----------|-----------------|----------|----------|----------|----------|
| 9/7 @HOU      | 6         | 3        | 3        | 0               | 1        | 0        | 0        | 0        |
| 9/14 JAX      | 4         | 1        | 3        | 2.0/14.5        | 0        | 0        | 0        | 0        |
| 9/21 @PHI     |           |          |          |                 |          |          |          |          |
| 9/25 NYG      |           |          |          |                 |          |          |          |          |
| 10/6 SEA      |           |          |          |                 |          |          |          |          |
| 10/12 @ARI    |           |          |          |                 |          |          |          |          |
| 10/19 TEN     |           |          |          |                 |          |          |          |          |
| 10/27 @DAL    |           |          |          |                 |          |          |          |          |
| 11/2 @MIN     |           |          |          |                 |          |          |          |          |
| 11/16 TB      |           |          |          |                 |          |          |          |          |
| 11/23 @SF     |           |          |          |                 |          |          |          |          |
| 11/30 @IND    |           |          |          |                 |          |          |          |          |
| 12/7 STL      |           |          |          |                 |          |          |          |          |
| 12/14 @NYG    |           |          |          |                 |          |          |          |          |
| 12/20 PHI     |           |          |          |                 |          |          |          |          |
| 12/28 DAL     |           |          |          |                 |          |          |          |          |
| <b>TOTALS</b> | <b>10</b> | <b>4</b> | <b>6</b> | <b>2.0/14.5</b> | <b>1</b> | <b>0</b> | <b>0</b> | <b>0</b> |

99 Jarvis Jenkins

|               | TOT      | SOLO     | ASST.    | SACKS/YDS | PD       | INT.     | FR       | FF       |
|---------------|----------|----------|----------|-----------|----------|----------|----------|----------|
| 9/7 @HOU      | 6        | 4        | 2        | 0         | 0        | 0        | 0        | 0        |
| 9/14 JAX      | -        | -        | -        | -         | -        | -        | -        | -        |
| 9/21 @PHI     |          |          |          |           |          |          |          |          |
| 9/25 NYG      |          |          |          |           |          |          |          |          |
| 10/6 SEA      |          |          |          |           |          |          |          |          |
| 10/12 @ARI    |          |          |          |           |          |          |          |          |
| 10/19 TEN     |          |          |          |           |          |          |          |          |
| 10/27 @DAL    |          |          |          |           |          |          |          |          |
| 11/2 @MIN     |          |          |          |           |          |          |          |          |
| 11/16 TB      |          |          |          |           |          |          |          |          |
| 11/23 @SF     |          |          |          |           |          |          |          |          |
| 11/30 @IND    |          |          |          |           |          |          |          |          |
| 12/7 STL      |          |          |          |           |          |          |          |          |
| 12/14 @NYG    |          |          |          |           |          |          |          |          |
| 12/20 PHI     |          |          |          |           |          |          |          |          |
| 12/28 DAL     |          |          |          |           |          |          |          |          |
| <b>TOTALS</b> | <b>6</b> | <b>4</b> | <b>2</b> | <b>0</b>  | <b>0</b> | <b>0</b> | <b>0</b> | <b>0</b> |

2014 WASHINGTON REDSKINS STATISTICS

LINEBACKERS

91 Ryan Kerrigan

|               | TOT      | SOLO     | ASST.    | SACKS/YDS       | PD       | INT.     | FR       | FF       |
|---------------|----------|----------|----------|-----------------|----------|----------|----------|----------|
| 9/7 @HOU      | 4        | 2        | 2        | 0               | 0        | 0        | 0        | 1        |
| 9/14 JAX      | 4        | 4        | 0        | 4.0/23.0        | 0        | 0        | 0        | 0        |
| 9/21 @PHI     |          |          |          |                 |          |          |          |          |
| 9/25 NYG      |          |          |          |                 |          |          |          |          |
| 10/6 SEA      |          |          |          |                 |          |          |          |          |
| 10/12 @ARI    |          |          |          |                 |          |          |          |          |
| 10/19 TEN     |          |          |          |                 |          |          |          |          |
| 10/27 @DAL    |          |          |          |                 |          |          |          |          |
| 11/2 @MIN     |          |          |          |                 |          |          |          |          |
| 11/16 TB      |          |          |          |                 |          |          |          |          |
| 11/23 @SF     |          |          |          |                 |          |          |          |          |
| 11/30 @IND    |          |          |          |                 |          |          |          |          |
| 12/7 STL      |          |          |          |                 |          |          |          |          |
| 12/14 @NYG    |          |          |          |                 |          |          |          |          |
| 12/20 PHI     |          |          |          |                 |          |          |          |          |
| 12/28 DAL     |          |          |          |                 |          |          |          |          |
| <b>TOTALS</b> | <b>8</b> | <b>6</b> | <b>2</b> | <b>4.0/23.0</b> | <b>0</b> | <b>0</b> | <b>0</b> | <b>1</b> |

93 Trent Murphy

|               | TOT      | SOLO     | ASST.    | SACKS/YDS | PD       | INT.     | FR       | FF       |
|---------------|----------|----------|----------|-----------|----------|----------|----------|----------|
| 9/7 @HOU      | 2        | 0        | 2        | 0         | 0        | 0        | 0        | 0        |
| 9/14 JAX      | 3        | 0        | 3        | 0         | 0        | 0        | 0        | 0        |
| 9/21 @PHI     |          |          |          |           |          |          |          |          |
| 9/25 NYG      |          |          |          |           |          |          |          |          |
| 10/6 SEA      |          |          |          |           |          |          |          |          |
| 10/12 @ARI    |          |          |          |           |          |          |          |          |
| 10/19 TEN     |          |          |          |           |          |          |          |          |
| 10/27 @DAL    |          |          |          |           |          |          |          |          |
| 11/2 @MIN     |          |          |          |           |          |          |          |          |
| 11/16 TB      |          |          |          |           |          |          |          |          |
| 11/23 @SF     |          |          |          |           |          |          |          |          |
| 11/30 @IND    |          |          |          |           |          |          |          |          |
| 12/7 STL      |          |          |          |           |          |          |          |          |
| 12/14 @NYG    |          |          |          |           |          |          |          |          |
| 12/20 PHI     |          |          |          |           |          |          |          |          |
| 12/28 DAL     |          |          |          |           |          |          |          |          |
| <b>TOTALS</b> | <b>5</b> | <b>0</b> | <b>5</b> | <b>0</b>  | <b>0</b> | <b>0</b> | <b>0</b> | <b>0</b> |

98 Brian Orakpo

|               | TOT       | SOLO     | ASST.    | SACKS/YDS      | PD       | INT.     | FR       | FF       |
|---------------|-----------|----------|----------|----------------|----------|----------|----------|----------|
| 9/7 @HOU      | 6         | 1        | 5        | 0              | 0        | 0        | 0        | 0        |
| 9/14 JAX      | 4         | 2        | 2        | 0.5/5.5        | 0        | 0        | 0        | 0        |
| 9/21 @PHI     |           |          |          |                |          |          |          |          |
| 9/25 NYG      |           |          |          |                |          |          |          |          |
| 10/6 SEA      |           |          |          |                |          |          |          |          |
| 10/12 @ARI    |           |          |          |                |          |          |          |          |
| 10/19 TEN     |           |          |          |                |          |          |          |          |
| 10/27 @DAL    |           |          |          |                |          |          |          |          |
| 11/2 @MIN     |           |          |          |                |          |          |          |          |
| 11/16 TB      |           |          |          |                |          |          |          |          |
| 11/23 @SF     |           |          |          |                |          |          |          |          |
| 11/30 @IND    |           |          |          |                |          |          |          |          |
| 12/7 STL      |           |          |          |                |          |          |          |          |
| 12/14 @NYG    |           |          |          |                |          |          |          |          |
| 12/20 PHI     |           |          |          |                |          |          |          |          |
| 12/28 DAL     |           |          |          |                |          |          |          |          |
| <b>TOTALS</b> | <b>10</b> | <b>3</b> | <b>7</b> | <b>0.5/5.5</b> | <b>0</b> | <b>0</b> | <b>0</b> | <b>0</b> |

56 Perry Riley, Jr.

|               | TOT       | SOLO     | ASST.    | SACKS/YDS       | PD       | INT.     | FR       | FF       |
|---------------|-----------|----------|----------|-----------------|----------|----------|----------|----------|
| 9/7 @HOU      | 8         | 5        | 3        | 0               | 1        | 0        | 1        | 0        |
| 9/14 JAX      | 8         | 4        | 4        | 1.5/11.0        | 0        | 0        | 0        | 0        |
| 9/21 @PHI     |           |          |          |                 |          |          |          |          |
| 9/25 NYG      |           |          |          |                 |          |          |          |          |
| 10/6 SEA      |           |          |          |                 |          |          |          |          |
| 10/12 @ARI    |           |          |          |                 |          |          |          |          |
| 10/19 TEN     |           |          |          |                 |          |          |          |          |
| 10/27 @DAL    |           |          |          |                 |          |          |          |          |
| 11/2 @MIN     |           |          |          |                 |          |          |          |          |
| 11/16 TB      |           |          |          |                 |          |          |          |          |
| 11/23 @SF     |           |          |          |                 |          |          |          |          |
| 11/30 @IND    |           |          |          |                 |          |          |          |          |
| 12/7 STL      |           |          |          |                 |          |          |          |          |
| 12/14 @NYG    |           |          |          |                 |          |          |          |          |
| 12/20 PHI     |           |          |          |                 |          |          |          |          |
| 12/28 DAL     |           |          |          |                 |          |          |          |          |
| <b>TOTALS</b> | <b>16</b> | <b>9</b> | <b>7</b> | <b>1.5/11.0</b> | <b>1</b> | <b>0</b> | <b>1</b> | <b>0</b> |

52 Keenana Robinson

|               | TOT       | SOLO      | ASST.     | SACKS/YDS      | PD       | INT.     | FR       | FF       |
|---------------|-----------|-----------|-----------|----------------|----------|----------|----------|----------|
| 9/7 @HOU      | 12        | 6         | 6         | 0              | 0        | 0        | 1        | 0        |
| 9/14 JAX      | 10        | 5         | 5         | 0.5/4.0        | 0        | 0        | 0        | 0        |
| 9/21 @PHI     |           |           |           |                |          |          |          |          |
| 9/25 NYG      |           |           |           |                |          |          |          |          |
| 10/6 SEA      |           |           |           |                |          |          |          |          |
| 10/12 @ARI    |           |           |           |                |          |          |          |          |
| 10/19 TEN     |           |           |           |                |          |          |          |          |
| 10/27 @DAL    |           |           |           |                |          |          |          |          |
| 11/2 @MIN     |           |           |           |                |          |          |          |          |
| 11/16 TB      |           |           |           |                |          |          |          |          |
| 11/23 @SF     |           |           |           |                |          |          |          |          |
| 11/30 @IND    |           |           |           |                |          |          |          |          |
| 12/7 STL      |           |           |           |                |          |          |          |          |
| 12/14 @NYG    |           |           |           |                |          |          |          |          |
| 12/20 PHI     |           |           |           |                |          |          |          |          |
| 12/28 DAL     |           |           |           |                |          |          |          |          |
| <b>TOTALS</b> | <b>22</b> | <b>11</b> | <b>11</b> | <b>0.5/4.0</b> | <b>0</b> | <b>0</b> | <b>1</b> | <b>0</b> |



2014 WASHINGTON REDSKINS STATISTICS

DEFENSIVE BACKS

39 David Amerson

|               | TOT      | SOLO     | ASST.    | SACKS/YDS | PD       | INT.     | FR       | FF       |
|---------------|----------|----------|----------|-----------|----------|----------|----------|----------|
| 9/7 @HOU      | 5        | 5        | 0        | 0         | 0        | 0        | 0        | 0        |
| 9/14 JAX      | 4        | 4        | 0        | 0         | 2        | 0        | 0        | 0        |
| 9/21 @PHI     |          |          |          |           |          |          |          |          |
| 9/25 NYG      |          |          |          |           |          |          |          |          |
| 10/6 SEA      |          |          |          |           |          |          |          |          |
| 10/12 @ARI    |          |          |          |           |          |          |          |          |
| 10/19 TEN     |          |          |          |           |          |          |          |          |
| 10/27 @DAL    |          |          |          |           |          |          |          |          |
| 11/2 @MIN     |          |          |          |           |          |          |          |          |
| 11/16 TB      |          |          |          |           |          |          |          |          |
| 11/23 @SF     |          |          |          |           |          |          |          |          |
| 11/30 @IND    |          |          |          |           |          |          |          |          |
| 12/7 STL      |          |          |          |           |          |          |          |          |
| 12/14 @NYG    |          |          |          |           |          |          |          |          |
| 12/20 PHI     |          |          |          |           |          |          |          |          |
| 12/28 DAL     |          |          |          |           |          |          |          |          |
| <b>TOTALS</b> | <b>9</b> | <b>9</b> | <b>0</b> | <b>0</b>  | <b>2</b> | <b>0</b> | <b>0</b> | <b>0</b> |

30 E.J. Biggers

|               | TOT      | SOLO     | ASST.    | SACKS/YDS | PD       | INT.     | FR       | FF       |
|---------------|----------|----------|----------|-----------|----------|----------|----------|----------|
| 9/7 @HOU      | -        | -        | -        | -         | -        | -        | -        | -        |
| 9/14 JAX      | 0        | 0        | 0        | 0         | 2        | 0        | 0        | 0        |
| 9/21 @PHI     |          |          |          |           |          |          |          |          |
| 9/25 NYG      |          |          |          |           |          |          |          |          |
| 10/6 SEA      |          |          |          |           |          |          |          |          |
| 10/12 @ARI    |          |          |          |           |          |          |          |          |
| 10/19 TEN     |          |          |          |           |          |          |          |          |
| 10/27 @DAL    |          |          |          |           |          |          |          |          |
| 11/2 @MIN     |          |          |          |           |          |          |          |          |
| 11/16 TB      |          |          |          |           |          |          |          |          |
| 11/23 @SF     |          |          |          |           |          |          |          |          |
| 11/30 @IND    |          |          |          |           |          |          |          |          |
| 12/7 STL      |          |          |          |           |          |          |          |          |
| 12/14 @NYG    |          |          |          |           |          |          |          |          |
| 12/20 PHI     |          |          |          |           |          |          |          |          |
| 12/28 DAL     |          |          |          |           |          |          |          |          |
| <b>TOTALS</b> | <b>0</b> | <b>0</b> | <b>0</b> | <b>0</b>  | <b>2</b> | <b>0</b> | <b>0</b> | <b>0</b> |

26 Bashaud Breeland

|               | TOT      | SOLO     | ASST.    | SACKS/YDS | PD       | INT.     | FR       | FF       |
|---------------|----------|----------|----------|-----------|----------|----------|----------|----------|
| 9/7 @HOU      | 1        | 1        | 0        | 0         | 0        | 0        | 0        | 0        |
| 9/14 JAX      | 1        | 0        | 1        | 0         | 1        | 0        | 0        | 0        |
| 9/21 @PHI     |          |          |          |           |          |          |          |          |
| 9/25 NYG      |          |          |          |           |          |          |          |          |
| 10/6 SEA      |          |          |          |           |          |          |          |          |
| 10/12 @ARI    |          |          |          |           |          |          |          |          |
| 10/19 TEN     |          |          |          |           |          |          |          |          |
| 10/27 @DAL    |          |          |          |           |          |          |          |          |
| 11/2 @MIN     |          |          |          |           |          |          |          |          |
| 11/16 TB      |          |          |          |           |          |          |          |          |
| 11/23 @SF     |          |          |          |           |          |          |          |          |
| 11/30 @IND    |          |          |          |           |          |          |          |          |
| 12/7 STL      |          |          |          |           |          |          |          |          |
| 12/14 @NYG    |          |          |          |           |          |          |          |          |
| 12/20 PHI     |          |          |          |           |          |          |          |          |
| 12/28 DAL     |          |          |          |           |          |          |          |          |
| <b>TOTALS</b> | <b>2</b> | <b>1</b> | <b>1</b> | <b>0</b>  | <b>1</b> | <b>0</b> | <b>0</b> | <b>0</b> |

25 Ryan Clark

|               | TOT       | SOLO     | ASST.    | SACKS/YDS      | PD       | INT.     | FR       | FF       |
|---------------|-----------|----------|----------|----------------|----------|----------|----------|----------|
| 9/7 @HOU      | 10        | 6        | 4        | 0              | 2        | 0        | 0        | 0        |
| 9/14 JAX      | 5         | 0        | 5        | 0.5/4.0        | 0        | 0        | 0        | 0        |
| 9/21 @PHI     |           |          |          |                |          |          |          |          |
| 9/25 NYG      |           |          |          |                |          |          |          |          |
| 10/6 SEA      |           |          |          |                |          |          |          |          |
| 10/12 @ARI    |           |          |          |                |          |          |          |          |
| 10/19 TEN     |           |          |          |                |          |          |          |          |
| 10/27 @DAL    |           |          |          |                |          |          |          |          |
| 11/2 @MIN     |           |          |          |                |          |          |          |          |
| 11/16 TB      |           |          |          |                |          |          |          |          |
| 11/23 @SF     |           |          |          |                |          |          |          |          |
| 11/30 @IND    |           |          |          |                |          |          |          |          |
| 12/7 STL      |           |          |          |                |          |          |          |          |
| 12/14 @NYG    |           |          |          |                |          |          |          |          |
| 12/20 PHI     |           |          |          |                |          |          |          |          |
| 12/28 DAL     |           |          |          |                |          |          |          |          |
| <b>TOTALS</b> | <b>15</b> | <b>6</b> | <b>9</b> | <b>0.5/4.0</b> | <b>2</b> | <b>0</b> | <b>0</b> | <b>0</b> |

23 DeAngelo Hall

|               | TOT       | SOLO     | ASST.    | SACKS/YDS | PD       | INT.     | FR       | FF       |
|---------------|-----------|----------|----------|-----------|----------|----------|----------|----------|
| 9/7 @HOU      | 12        | 8        | 4        | 0         | 0        | 0        | 0        | 0        |
| 9/14 JAX      | 2         | 1        | 1        | 0         | 0        | 0        | 0        | 0        |
| 9/21 @PHI     |           |          |          |           |          |          |          |          |
| 9/25 NYG      |           |          |          |           |          |          |          |          |
| 10/6 SEA      |           |          |          |           |          |          |          |          |
| 10/12 @ARI    |           |          |          |           |          |          |          |          |
| 10/19 TEN     |           |          |          |           |          |          |          |          |
| 10/27 @DAL    |           |          |          |           |          |          |          |          |
| 11/2 @MIN     |           |          |          |           |          |          |          |          |
| 11/16 TB      |           |          |          |           |          |          |          |          |
| 11/23 @SF     |           |          |          |           |          |          |          |          |
| 11/30 @IND    |           |          |          |           |          |          |          |          |
| 12/7 STL      |           |          |          |           |          |          |          |          |
| 12/14 @NYG    |           |          |          |           |          |          |          |          |
| 12/20 PHI     |           |          |          |           |          |          |          |          |
| 12/28 DAL     |           |          |          |           |          |          |          |          |
| <b>TOTALS</b> | <b>14</b> | <b>9</b> | <b>5</b> | <b>0</b>  | <b>0</b> | <b>0</b> | <b>0</b> | <b>0</b> |

35 Duke Ihenacho

|               | TOT      | SOLO     | ASST.    | SACKS/YDS | PD       | INT.     | FR       | FF       |
|---------------|----------|----------|----------|-----------|----------|----------|----------|----------|
| 9/7 @HOU      | -        | -        | -        | -         | -        | -        | -        | -        |
| 9/14 JAX      | 1        | 0        | 1        | 0         | 0        | 0        | 0        | 0        |
| 9/21 @PHI     |          |          |          |           |          |          |          |          |
| 9/25 NYG      |          |          |          |           |          |          |          |          |
| 10/6 SEA      |          |          |          |           |          |          |          |          |
| 10/12 @ARI    |          |          |          |           |          |          |          |          |
| 10/19 TEN     |          |          |          |           |          |          |          |          |
| 10/27 @DAL    |          |          |          |           |          |          |          |          |
| 11/2 @MIN     |          |          |          |           |          |          |          |          |
| 11/16 TB      |          |          |          |           |          |          |          |          |
| 11/23 @SF     |          |          |          |           |          |          |          |          |
| 11/30 @IND    |          |          |          |           |          |          |          |          |
| 12/7 STL      |          |          |          |           |          |          |          |          |
| 12/14 @NYG    |          |          |          |           |          |          |          |          |
| 12/20 PHI     |          |          |          |           |          |          |          |          |
| 12/28 DAL     |          |          |          |           |          |          |          |          |
| <b>TOTALS</b> | <b>1</b> | <b>0</b> | <b>1</b> | <b>0</b>  | <b>0</b> | <b>0</b> | <b>0</b> | <b>0</b> |

2014 WASHINGTON REDSKINS STATISTICS

DEFENSIVE BACKS

24 Bacarri Rambo

|               | TOT      | SOLO     | ASST.    | SACKS/YDS | PD       | INT.     | FR       | FF       |
|---------------|----------|----------|----------|-----------|----------|----------|----------|----------|
| 9/7 @HOU      | 4        | 2        | 2        | 0         | 0        | 0        | 0        | 0        |
| 9/14 JAX      | 1        | 0        | 1        | 0         | 0        | 0        | 0        | 0        |
| 9/21 @PHI     |          |          |          |           |          |          |          |          |
| 9/25 NYG      |          |          |          |           |          |          |          |          |
| 10/6 SEA      |          |          |          |           |          |          |          |          |
| 10/12 @ARI    |          |          |          |           |          |          |          |          |
| 10/19 TEN     |          |          |          |           |          |          |          |          |
| 10/27 @DAL    |          |          |          |           |          |          |          |          |
| 11/2 @MIN     |          |          |          |           |          |          |          |          |
| 11/16 TB      |          |          |          |           |          |          |          |          |
| 11/23 @SF     |          |          |          |           |          |          |          |          |
| 11/30 @IND    |          |          |          |           |          |          |          |          |
| 12/7 STL      |          |          |          |           |          |          |          |          |
| 12/14 @NYG    |          |          |          |           |          |          |          |          |
| 12/20 PHI     |          |          |          |           |          |          |          |          |
| 12/28 DAL     |          |          |          |           |          |          |          |          |
| <b>TOTALS</b> | <b>5</b> | <b>2</b> | <b>3</b> | <b>0</b>  | <b>0</b> | <b>0</b> | <b>0</b> | <b>0</b> |

34 Trenton Robinson

|               | TOT      | SOLO     | ASST.    | SACKS/YDS | PD       | INT.     | FR       | FF       |
|---------------|----------|----------|----------|-----------|----------|----------|----------|----------|
| 9/7 @HOU      | -        | -        | -        | -         | -        | -        | -        | -        |
| 9/14 JAX      | 4        | 3        | 1        | 0         | 1        | 1        | 0        | 0        |
| 9/21 @PHI     |          |          |          |           |          |          |          |          |
| 9/25 NYG      |          |          |          |           |          |          |          |          |
| 10/6 SEA      |          |          |          |           |          |          |          |          |
| 10/12 @ARI    |          |          |          |           |          |          |          |          |
| 10/19 TEN     |          |          |          |           |          |          |          |          |
| 10/27 @DAL    |          |          |          |           |          |          |          |          |
| 11/2 @MIN     |          |          |          |           |          |          |          |          |
| 11/16 TB      |          |          |          |           |          |          |          |          |
| 11/23 @SF     |          |          |          |           |          |          |          |          |
| 11/30 @IND    |          |          |          |           |          |          |          |          |
| 12/7 STL      |          |          |          |           |          |          |          |          |
| 12/14 @NYG    |          |          |          |           |          |          |          |          |
| 12/20 PHI     |          |          |          |           |          |          |          |          |
| 12/28 DAL     |          |          |          |           |          |          |          |          |
| <b>TOTALS</b> | <b>4</b> | <b>3</b> | <b>1</b> | <b>0</b>  | <b>1</b> | <b>1</b> | <b>0</b> | <b>0</b> |

## 2014 WASHINGTON REDSKINS STATISTICS

## KICKOFF RETURNS

## 12 Andre Roberts

|               | NO.      | YDS       | AVG.        | FC       | LG        | TD       |
|---------------|----------|-----------|-------------|----------|-----------|----------|
| 9/7 @HOU      | 2        | 56        | 28.0        | 0        | 28        | 0        |
| 9/14 JAX      | -        | -         | -           | -        | -         | -        |
| 9/21 @PHI     |          |           |             |          |           |          |
| 9/25 NYG      |          |           |             |          |           |          |
| 10/6 SEA      |          |           |             |          |           |          |
| 10/12 @ARI    |          |           |             |          |           |          |
| 10/19 TEN     |          |           |             |          |           |          |
| 10/27 @DAL    |          |           |             |          |           |          |
| 11/2 @MIN     |          |           |             |          |           |          |
| 11/16 TB      |          |           |             |          |           |          |
| 11/23 @SF     |          |           |             |          |           |          |
| 11/30 @IND    |          |           |             |          |           |          |
| 12/7 STL      |          |           |             |          |           |          |
| 12/14 @NYG    |          |           |             |          |           |          |
| 12/20 PHI     |          |           |             |          |           |          |
| 12/28 DAL     |          |           |             |          |           |          |
| <b>TOTALS</b> | <b>2</b> | <b>56</b> | <b>28.0</b> | <b>0</b> | <b>28</b> | <b>0</b> |

## 2014 WASHINGTON REDSKINS STATISTICS

## PUNT RETURNS

## 12 Andre Roberts

|               | NO.      | YDS       | AVG.        | FC       | LG        | TD       |
|---------------|----------|-----------|-------------|----------|-----------|----------|
| 9/7 @HOU      | 2        | 36        | 18.0        | 1        | 25        | 0        |
| 9/14 JAX      | 7        | 59        | 8.4         | 0        | 37        | 0        |
| 9/21 @PHI     |          |           |             |          |           |          |
| 9/25 NYG      |          |           |             |          |           |          |
| 10/6 SEA      |          |           |             |          |           |          |
| 10/12 @ARI    |          |           |             |          |           |          |
| 10/19 TEN     |          |           |             |          |           |          |
| 10/27 @DAL    |          |           |             |          |           |          |
| 11/2 @MIN     |          |           |             |          |           |          |
| 11/16 TB      |          |           |             |          |           |          |
| 11/23 @SF     |          |           |             |          |           |          |
| 11/30 @IND    |          |           |             |          |           |          |
| 12/7 STL      |          |           |             |          |           |          |
| 12/14 @NYG    |          |           |             |          |           |          |
| 12/20 PHI     |          |           |             |          |           |          |
| 12/28 DAL     |          |           |             |          |           |          |
| <b>TOTALS</b> | <b>9</b> | <b>95</b> | <b>10.6</b> | <b>1</b> | <b>37</b> | <b>0</b> |

2014 WASHINGTON REDSKINS STATISTICS

KICKING

2 Kai Forbath

|               | XP - XPA |          | Under 20 |          | 20-29 Yds |          | 30-39 Yds |          | 40-49 Yds |          | 50+ Yds  |          | Total    |          | OPPONENTS KICKOFF RETURNS |           |             |          |          |
|---------------|----------|----------|----------|----------|-----------|----------|-----------|----------|-----------|----------|----------|----------|----------|----------|---------------------------|-----------|-------------|----------|----------|
|               | FG       | FGA      | FG       | FGA      | FG        | FGA      | FG        | FGA      | FG        | FGA      | FG       | FGA      | FG       | FGA      | NO.                       | YDS       | AVG.        | TB       | TD       |
| 9/7 @HOU      | 0        | 1        | 0        | 0        | 0         | 0        | 0         | 0        | 0         | 0        | 0        | 0        | 0        | 0        | 1                         | 27        | 27.0        | 1        | 0        |
| 9/14 JAX      | 5        | 5        | 0        | 0        | 0         | 0        | 1         | 1        | 1         | 1        | 0        | 0        | 0        | 0        | 0                         | 0         | 0.0         | 0        | 0        |
| 9/21 @PHI     | -        | -        | -        | -        | -         | -        | -         | -        | -         | -        | -        | -        | -        | -        | -                         | -         | -           | -        | -        |
| 9/25 NYG      | -        | -        | -        | -        | -         | -        | -         | -        | -         | -        | -        | -        | -        | -        | -                         | -         | -           | -        | -        |
| 10/6 SEA      | -        | -        | -        | -        | -         | -        | -         | -        | -         | -        | -        | -        | -        | -        | -                         | -         | -           | -        | -        |
| 10/12 @ARI    | -        | -        | -        | -        | -         | -        | -         | -        | -         | -        | -        | -        | -        | -        | -                         | -         | -           | -        | -        |
| 10/19 TEN     | -        | -        | -        | -        | -         | -        | -         | -        | -         | -        | -        | -        | -        | -        | -                         | -         | -           | -        | -        |
| 10/27 @DAL    | -        | -        | -        | -        | -         | -        | -         | -        | -         | -        | -        | -        | -        | -        | -                         | -         | -           | -        | -        |
| 11/2 @MIN     | -        | -        | -        | -        | -         | -        | -         | -        | -         | -        | -        | -        | -        | -        | -                         | -         | -           | -        | -        |
| 11/16 TB      | -        | -        | -        | -        | -         | -        | -         | -        | -         | -        | -        | -        | -        | -        | -                         | -         | -           | -        | -        |
| 11/23 @SF     | -        | -        | -        | -        | -         | -        | -         | -        | -         | -        | -        | -        | -        | -        | -                         | -         | -           | -        | -        |
| 11/30 @IND    | -        | -        | -        | -        | -         | -        | -         | -        | -         | -        | -        | -        | -        | -        | -                         | -         | -           | -        | -        |
| 12/7 STL      | -        | -        | -        | -        | -         | -        | -         | -        | -         | -        | -        | -        | -        | -        | -                         | -         | -           | -        | -        |
| 12/14 @NYG    | -        | -        | -        | -        | -         | -        | -         | -        | -         | -        | -        | -        | -        | -        | -                         | -         | -           | -        | -        |
| 12/20 PHI     | -        | -        | -        | -        | -         | -        | -         | -        | -         | -        | -        | -        | -        | -        | -                         | -         | -           | -        | -        |
| 12/28 DAL     | -        | -        | -        | -        | -         | -        | -         | -        | -         | -        | -        | -        | -        | -        | -                         | -         | -           | -        | -        |
| <b>TOTALS</b> | <b>5</b> | <b>6</b> | <b>0</b> | <b>0</b> | <b>0</b>  | <b>0</b> | <b>1</b>  | <b>1</b> | <b>1</b>  | <b>1</b> | <b>0</b> | <b>0</b> | <b>2</b> | <b>2</b> | <b>1</b>                  | <b>27</b> | <b>27.0</b> | <b>1</b> | <b>0</b> |
|               | 83.3%    |          | 0.0%     |          | 0.0%      |          | 100.0%    |          | 100.0%    |          | 0.0%     |          | 100.0%   |          |                           |           |             |          |          |

5 Tress Way

|               | XP - XPA |          | Under 20 |          | 20-29 Yds |          | 30-39 Yds |          | 40-49 Yds |          | 50+ Yds  |          | Total    |          | OPPONENTS KICKOFF RETURNS |            |             |          |          |
|---------------|----------|----------|----------|----------|-----------|----------|-----------|----------|-----------|----------|----------|----------|----------|----------|---------------------------|------------|-------------|----------|----------|
|               | FG       | FGA      | FG       | FGA      | FG        | FGA      | FG        | FGA      | FG        | FGA      | FG       | FGA      | FG       | FGA      | NO.                       | YDS        | AVG.        | TB       | TD       |
| 9/7 @HOU      | 0        | 0        | 0        | 0        | 0         | 0        | 0         | 0        | 0         | 0        | 0        | 0        | 0        | 0        | 0                         | 0          | 0.0         | 0        | 0        |
| 9/14 JAX      | 0        | 0        | 0        | 0        | 0         | 0        | 0         | 0        | 0         | 0        | 0        | 0        | 0        | 0        | 5                         | 137        | 27.4        | 3        | 0        |
| 9/21 @PHI     | -        | -        | -        | -        | -         | -        | -         | -        | -         | -        | -        | -        | -        | -        | -                         | -          | -           | -        | -        |
| 9/25 NYG      | -        | -        | -        | -        | -         | -        | -         | -        | -         | -        | -        | -        | -        | -        | -                         | -          | -           | -        | -        |
| 10/6 SEA      | -        | -        | -        | -        | -         | -        | -         | -        | -         | -        | -        | -        | -        | -        | -                         | -          | -           | -        | -        |
| 10/12 @ARI    | -        | -        | -        | -        | -         | -        | -         | -        | -         | -        | -        | -        | -        | -        | -                         | -          | -           | -        | -        |
| 10/19 TEN     | -        | -        | -        | -        | -         | -        | -         | -        | -         | -        | -        | -        | -        | -        | -                         | -          | -           | -        | -        |
| 10/27 @DAL    | -        | -        | -        | -        | -         | -        | -         | -        | -         | -        | -        | -        | -        | -        | -                         | -          | -           | -        | -        |
| 11/2 @MIN     | -        | -        | -        | -        | -         | -        | -         | -        | -         | -        | -        | -        | -        | -        | -                         | -          | -           | -        | -        |
| 11/16 TB      | -        | -        | -        | -        | -         | -        | -         | -        | -         | -        | -        | -        | -        | -        | -                         | -          | -           | -        | -        |
| 11/23 @SF     | -        | -        | -        | -        | -         | -        | -         | -        | -         | -        | -        | -        | -        | -        | -                         | -          | -           | -        | -        |
| 11/30 @IND    | -        | -        | -        | -        | -         | -        | -         | -        | -         | -        | -        | -        | -        | -        | -                         | -          | -           | -        | -        |
| 12/7 STL      | -        | -        | -        | -        | -         | -        | -         | -        | -         | -        | -        | -        | -        | -        | -                         | -          | -           | -        | -        |
| 12/14 @NYG    | -        | -        | -        | -        | -         | -        | -         | -        | -         | -        | -        | -        | -        | -        | -                         | -          | -           | -        | -        |
| 12/20 PHI     | -        | -        | -        | -        | -         | -        | -         | -        | -         | -        | -        | -        | -        | -        | -                         | -          | -           | -        | -        |
| 12/28 DAL     | -        | -        | -        | -        | -         | -        | -         | -        | -         | -        | -        | -        | -        | -        | -                         | -          | -           | -        | -        |
| <b>TOTALS</b> | <b>0</b> | <b>0</b> | <b>0</b> | <b>0</b> | <b>0</b>  | <b>0</b> | <b>0</b>  | <b>0</b> | <b>0</b>  | <b>0</b> | <b>0</b> | <b>0</b> | <b>0</b> | <b>0</b> | <b>5</b>                  | <b>137</b> | <b>27.4</b> | <b>3</b> | <b>0</b> |
|               | 0.0%     |          | 0.0%     |          | 0.0%      |          | 0.0%      |          | 0.0%      |          | 0.0%     |          | 0.0%     |          |                           |            |             |          |          |

2014 WASHINGTON REDSKINS STATISTICS

PUNTING

5 Tress Way

|               | NO.       | YDS        | LG        | GROSS<br>AVG. | NET<br>AVG. | TB       | INSIDE<br>20 | BLK      | OPPONENTS PUNT RETURNS |           |            |          |          |
|---------------|-----------|------------|-----------|---------------|-------------|----------|--------------|----------|------------------------|-----------|------------|----------|----------|
|               |           |            |           |               |             |          |              |          | NO.                    | YDS       | AVG.       | FC       | TD       |
| 9/7 @HOU      | 6         | 246        | 61        | 41.0          | 36.3        | 0        | 2            | 1        | 4                      | 28        | 7.0        | 1        | 0        |
| 9/14 JAX      | 4         | 199        | 61        | 49.8          | 42.5        | 1        | 1            | 0        | 2                      | 9         | 4.5        | 0        | 0        |
| 9/21 @PHI     |           |            |           |               |             |          |              |          |                        |           |            |          |          |
| 9/25 NYG      |           |            |           |               |             |          |              |          |                        |           |            |          |          |
| 10/6 SEA      |           |            |           |               |             |          |              |          |                        |           |            |          |          |
| 10/12 @ARI    |           |            |           |               |             |          |              |          |                        |           |            |          |          |
| 10/19 TEN     |           |            |           |               |             |          |              |          |                        |           |            |          |          |
| 10/27 @DAL    |           |            |           |               |             |          |              |          |                        |           |            |          |          |
| 11/2 @MIN     |           |            |           |               |             |          |              |          |                        |           |            |          |          |
| 11/16 TB      |           |            |           |               |             |          |              |          |                        |           |            |          |          |
| 11/23 @SF     |           |            |           |               |             |          |              |          |                        |           |            |          |          |
| 11/30 @IND    |           |            |           |               |             |          |              |          |                        |           |            |          |          |
| 12/7 STL      |           |            |           |               |             |          |              |          |                        |           |            |          |          |
| 12/14 @NYG    |           |            |           |               |             |          |              |          |                        |           |            |          |          |
| 12/20 PHI     |           |            |           |               |             |          |              |          |                        |           |            |          |          |
| 12/28 DAL     |           |            |           |               |             |          |              |          |                        |           |            |          |          |
| <b>TOTALS</b> | <b>10</b> | <b>445</b> | <b>61</b> | <b>44.5</b>   | <b>38.3</b> | <b>1</b> | <b>3</b>     | <b>1</b> | <b>6</b>               | <b>37</b> | <b>6.2</b> | <b>1</b> | <b>0</b> |

**2014 WASHINGTON REDSKINS STATISTICS**

**TAKEAWAYS**

**REDSKINS**

|          | <b>TAKEAWAY</b> | <b>FORCED BY</b> | <b>REC'D BY/INTERCEPTOR</b> | <b>DOWN-DIST-YD LINE-QT</b> | <b>RT YDS</b> | <b>PTS OFF</b> |
|----------|-----------------|------------------|-----------------------------|-----------------------------|---------------|----------------|
| 9/7 @HOU | Fumble          | Ryan Kerrigan    | Keenan Robinson             | 1-10-WAS 11-4               | 0             | 0              |
| 9/14 JAX | Interception    | Chad Henne       | Trenton Robinson            | 1-10-JAX 28-4               | 14            | 3              |

**OPPONENTS**

|          | <b>TAKEAWAY</b> | <b>FORCED BY (REDSKIN)</b>   | <b>REC'D BY/INTERCEPTOR</b> | <b>DOWN-DIST-YD LINE-QT</b> | <b>RT YDS</b> | <b>PTS OFF</b> |
|----------|-----------------|------------------------------|-----------------------------|-----------------------------|---------------|----------------|
| 9/7 @HOU | Fumble          | Aborted (Robert Griffin III) | J.J. Watt                   | 1-7-HST 7-3                 | 0             | 0              |
| 9/7 @HOU | Fumble          | D.J. Swearinger (Niles Paul) | Kendrick Lewis              | 3-7-WAS 43-3                | 0             | 0              |

## 2014 WASHINGTON REDSKINS STATISTICS

### SCORING DRIVES

#### REDSKINS

|          | OBTAINED     | SCORING PLAY   | PLAYS | YDS | DRIVE TIME | WAS-OPP | QT | REMAINING |
|----------|--------------|--|-------|-----|------------|---------|----|-----------|
| 9/7 @HOU | Punt         | D. Young 1 yd. run (kick blocked)                      | 4     | 46  | 1:37       | 6-0     | 2  | 6:06      |
| 9/14 JAX | Punt         | D. Young 20 yd. pass from K. Cousins (K. Forbath kick) | 7     | 76  | 3:35       | 7-0     | 1  | 8:12      |
| 9/14 JAX | Punt         | A. Morris 1 yd. run (K. Forbath kick)                  | 7     | 66  | 3:31       | 14-0    | 2  | 14:18     |
| 9/14 JAX | Punt         | A. Morris 1 yd. run (K. Forbath kick)                  | 10    | 92  | 5:10       | 21-0    | 2  | 7:28      |
| 9/14 JAX | Punt         | K. Forbath 36 yd. Field Goal                           | 10    | 13  | 4:21       | 24-7    | 3  | 8:30      |
| 9/14 JAX | Punt         | N. Paul 2 yd. pass from K. Cousins (K. Forbath kick)   | 11    | 65  | 4:40       | 31-7    | 4  | 14:12     |
| 9/14 JAX | Interception | K. Forbath 42 yd. Field Goal                           | 6     | 5   | 2:32       | 34-7    | 4  | 10:40     |
| 9/14 JAX | Kickoff      | S. Redd, Jr. 14 yd. run (K. Forbath kick)              | 8     | 41  | 4:58       | 41-10   | 4  | 1:52      |

#### OPPONENTS

|          | OBTAINED | SCORING PLAY   | PLAYS | YDS | DRIVE TIME | WAS-OPP | QT | REMAINING |
|----------|----------|--|-------|-----|------------|---------|----|-----------|
| 9/7 @HOU | Kickoff  | D. Hopkins 76 yd. pass from R. Fitzpatrick (R. Bullock kick) | 4     | 90  | 1:51       | 6-7     | 2  | 4:15      |
| 9/7 @HOU | Punt     | R. Bullock 42 yd. field goal                                 | 13    | 68  | 6:32       | 6-17    | 4  | 1:55      |
| 9/14 JAX | Punt     | J. Scobee 36 yd. Field Goal                                  | 5     | 71  | 1:35       | 21-7    | 2  | 1:40      |
| 9/14 JAX | Kickoff  | M. Lewis 63 yd. pass from C. Henne (J. Scobee kick)          | 9     | 63  | 3:50       | 34-10   | 4  | 6:50      |

Returns of any kind for touchdowns are not included on this chart; they do not count as drives.



2014 WASHINGTON REDSKINS STATISTICS

DRIVE RESULTS

REDSKINS

|               | FIELD GOAL |          |          | PUNTS    |          | LOST DRIVE |          |          |          | DRIVE ENDS |          |            | Pts.      | Scoring %    | 1st Drive |
|---------------|------------|----------|----------|----------|----------|------------|----------|----------|----------|------------|----------|------------|-----------|--------------|-----------|
|               | Total      | TD       | FG       | Missed   | Blk      | No.        | Blk      | Downs    | Fumble   | Int.       | Safety   | Half/Game  |           |              |           |
| 9/7 @HOU      | 11         | 1        | 0        | 0        | 0        | 5          | 1        | 1        | 2        | 0          | 0        | 1/0        | 6         | 9.1%         | Punt      |
| 9/14 JAX      | 13         | 5        | 2        | 0        | 0        | 4          | 0        | 1        | 0        | 0          | 0        | 0/1        | 41        | 53.8%        | Punt      |
| 9/21 @PHI     |            |          |          |          |          |            |          |          |          |            |          |            |           |              |           |
| 9/25 NYG      |            |          |          |          |          |            |          |          |          |            |          |            |           |              |           |
| 10/6 SEA      |            |          |          |          |          |            |          |          |          |            |          |            |           |              |           |
| 10/12 @ARI    |            |          |          |          |          |            |          |          |          |            |          |            |           |              |           |
| 10/19 TEN     |            |          |          |          |          |            |          |          |          |            |          |            |           |              |           |
| 10/27 @DAL    |            |          |          |          |          |            |          |          |          |            |          |            |           |              |           |
| 11/2 @MIN     |            |          |          |          |          |            |          |          |          |            |          |            |           |              |           |
| 11/16 TB      |            |          |          |          |          |            |          |          |          |            |          |            |           |              |           |
| 11/23 @SF     |            |          |          |          |          |            |          |          |          |            |          |            |           |              |           |
| 11/30 @IND    |            |          |          |          |          |            |          |          |          |            |          |            |           |              |           |
| 12/7 STL      |            |          |          |          |          |            |          |          |          |            |          |            |           |              |           |
| 12/14 @NYG    |            |          |          |          |          |            |          |          |          |            |          |            |           |              |           |
| 12/20 PHI     |            |          |          |          |          |            |          |          |          |            |          |            |           |              |           |
| 12/28 DAL     |            |          |          |          |          |            |          |          |          |            |          |            |           |              |           |
| <b>TOTALS</b> | <b>24</b>  | <b>6</b> | <b>2</b> | <b>0</b> | <b>0</b> | <b>9</b>   | <b>1</b> | <b>2</b> | <b>2</b> | <b>0</b>   | <b>0</b> | <b>1/1</b> | <b>47</b> | <b>33.3%</b> |           |

OPPONENTS

|               | FIELD GOAL |          |          | PUNTS    |          | LOST DRIVE |          |          |          | DRIVE ENDS |          |            | Pts.      | Scoring %    | 1st Drive |
|---------------|------------|----------|----------|----------|----------|------------|----------|----------|----------|------------|----------|------------|-----------|--------------|-----------|
|               | Total      | TD       | FG       | Missed   | Blk      | No.        | Blk      | Downs    | Fumble   | Int.       | Safety   | Half/Game  |           |              |           |
| 9/7 @HOU      | 10         | 1        | 1        | 0        | 0        | 6          | 0        | 0        | 1        | 0          | 0        | 0/1        | 17        | 20.0%        | Punt      |
| 9/14 JAX      | 12         | 1        | 1        | 0        | 0        | 8          | 0        | 1        | 0        | 1          | 0        | 0/0        | 10        | 16.7%        | Punt      |
| 9/21 @PHI     |            |          |          |          |          |            |          |          |          |            |          |            |           |              |           |
| 9/25 NYG      |            |          |          |          |          |            |          |          |          |            |          |            |           |              |           |
| 10/6 SEA      |            |          |          |          |          |            |          |          |          |            |          |            |           |              |           |
| 10/12 @ARI    |            |          |          |          |          |            |          |          |          |            |          |            |           |              |           |
| 10/19 TEN     |            |          |          |          |          |            |          |          |          |            |          |            |           |              |           |
| 10/27 @DAL    |            |          |          |          |          |            |          |          |          |            |          |            |           |              |           |
| 11/2 @MIN     |            |          |          |          |          |            |          |          |          |            |          |            |           |              |           |
| 11/16 TB      |            |          |          |          |          |            |          |          |          |            |          |            |           |              |           |
| 11/23 @SF     |            |          |          |          |          |            |          |          |          |            |          |            |           |              |           |
| 11/30 @IND    |            |          |          |          |          |            |          |          |          |            |          |            |           |              |           |
| 12/7 STL      |            |          |          |          |          |            |          |          |          |            |          |            |           |              |           |
| 12/14 @NYG    |            |          |          |          |          |            |          |          |          |            |          |            |           |              |           |
| 12/20 PHI     |            |          |          |          |          |            |          |          |          |            |          |            |           |              |           |
| 12/28 DAL     |            |          |          |          |          |            |          |          |          |            |          |            |           |              |           |
| <b>TOTALS</b> | <b>22</b>  | <b>2</b> | <b>2</b> | <b>0</b> | <b>0</b> | <b>14</b>  | <b>0</b> | <b>1</b> | <b>1</b> | <b>1</b>   | <b>0</b> | <b>0/1</b> | <b>27</b> | <b>18.2%</b> |           |

Returns of any kind for touchdowns are not included on this chart; they do not count as drives.

**2014 WASHINGTON REDSKINS STATISTICS**

**OPENING DRIVES**

|            | REDSKINS |     |      |         |            | OPPONENTS |     |      |         |
|------------|----------|-----|------|---------|------------|-----------|-----|------|---------|
|            | PLAYS    | YDS | TIME | RESULTS |            | PLAYS     | YDS | TIME | RESULTS |
| 9/7 @HOU   | 3        | 8   | 2:15 | Punt    | 9/7 @HOU   | 6         | 28  | 2:36 | Punt    |
| 9/14 JAX   | 4        | 4   | 2:10 | Punt    | 9/14 JAX   | 3         | -11 | 1:03 | Punt    |
| 9/21 @PHI  |          |     |      |         | 9/21 @PHI  |           |     |      |         |
| 9/25 NYG   |          |     |      |         | 9/25 NYG   |           |     |      |         |
| 10/6 SEA   |          |     |      |         | 10/6 SEA   |           |     |      |         |
| 10/12 @ARI |          |     |      |         | 10/12 @ARI |           |     |      |         |
| 10/19 TEN  |          |     |      |         | 10/19 TEN  |           |     |      |         |
| 10/27 @DAL |          |     |      |         | 10/27 @DAL |           |     |      |         |
| 11/2 @MIN  |          |     |      |         | 11/2 @MIN  |           |     |      |         |
| 11/16 TB   |          |     |      |         | 11/16 TB   |           |     |      |         |
| 11/23 @SF  |          |     |      |         | 11/23 @SF  |           |     |      |         |
| 11/30 @IND |          |     |      |         | 11/30 @IND |           |     |      |         |
| 12/7 STL   |          |     |      |         | 12/7 STL   |           |     |      |         |
| 12/14 @NYG |          |     |      |         | 12/14 @NYG |           |     |      |         |
| 12/20 PHI  |          |     |      |         | 12/20 PHI  |           |     |      |         |
| 12/28 DAL  |          |     |      |         | 12/28 DAL  |           |     |      |         |

**IN THE RED ZONE**

|               | REDSKINS |          |          |             |          |          |          |            |             |
|---------------|----------|----------|----------|-------------|----------|----------|----------|------------|-------------|
|               | POSS     | TD       | FG       | MISS/BLK FG | INT      | FUM      | DOWNNS   | HALF/GAME  | AVG. POINTS |
| 9/7 @HOU      | 2        | 1        | 0        | 0/0         | 0        | 1        | 0        | 0/0        | 3           |
| 9/14 JAX      | 6        | 4        | 2        | 0/0         | 0        | 0        | 0        | 0/0        | 5.0         |
| 9/21 @PHI     |          |          |          |             |          |          |          |            |             |
| 9/25 NYG      |          |          |          |             |          |          |          |            |             |
| 10/6 SEA      |          |          |          |             |          |          |          |            |             |
| 10/12 @ARI    |          |          |          |             |          |          |          |            |             |
| 10/19 TEN     |          |          |          |             |          |          |          |            |             |
| 10/27 @DAL    |          |          |          |             |          |          |          |            |             |
| 11/2 @MIN     |          |          |          |             |          |          |          |            |             |
| 11/16 TB      |          |          |          |             |          |          |          |            |             |
| 11/23 @SF     |          |          |          |             |          |          |          |            |             |
| 11/30 @IND    |          |          |          |             |          |          |          |            |             |
| 12/7 STL      |          |          |          |             |          |          |          |            |             |
| 12/14 @NYG    |          |          |          |             |          |          |          |            |             |
| 12/20 PHI     |          |          |          |             |          |          |          |            |             |
| 12/28 DAL     |          |          |          |             |          |          |          |            |             |
| <b>TOTALS</b> | <b>8</b> | <b>5</b> | <b>2</b> | <b>0/0</b>  | <b>0</b> | <b>1</b> | <b>0</b> | <b>0/0</b> | <b>4.5</b>  |

**OPPONENTS**

|               | OPPONENTS |          |          |             |          |          |          |            |             |
|---------------|-----------|----------|----------|-------------|----------|----------|----------|------------|-------------|
|               | POSS      | TD       | FG       | MISS/BLK FG | INT      | FUM      | DOWNNS   | HALF/GAME  | AVG. POINTS |
| 9/7 @HOU      | 2         | 0        | 1        | 0/0         | 0        | 1        | 0        | 0/0        | 1.5         |
| 9/14 JAX      | 1         | 0        | 1        | 0/0         | 0        | 0        | 0        | 0/0        | 3.0         |
| 9/21 @PHI     |           |          |          |             |          |          |          |            |             |
| 9/25 NYG      |           |          |          |             |          |          |          |            |             |
| 10/6 SEA      |           |          |          |             |          |          |          |            |             |
| 10/12 @ARI    |           |          |          |             |          |          |          |            |             |
| 10/19 TEN     |           |          |          |             |          |          |          |            |             |
| 10/27 @DAL    |           |          |          |             |          |          |          |            |             |
| 11/2 @MIN     |           |          |          |             |          |          |          |            |             |
| 11/16 TB      |           |          |          |             |          |          |          |            |             |
| 11/23 @SF     |           |          |          |             |          |          |          |            |             |
| 11/30 @IND    |           |          |          |             |          |          |          |            |             |
| 12/7 STL      |           |          |          |             |          |          |          |            |             |
| 12/14 @NYG    |           |          |          |             |          |          |          |            |             |
| 12/20 PHI     |           |          |          |             |          |          |          |            |             |
| 12/28 DAL     |           |          |          |             |          |          |          |            |             |
| <b>TOTALS</b> | <b>3</b>  | <b>0</b> | <b>2</b> | <b>0/0</b>  | <b>0</b> | <b>1</b> | <b>0</b> | <b>0/0</b> | <b>2.0</b>  |

2014 WASHINGTON REDSKINS STATISTICS

3RD DOWN EFFICIENCY

REDSKINS

|               | 3 & 1        | 3 & 2        | 3 & 3        | 3 & 4        | 3 & 5        | 3 & 6        | 3 & 7        | 3 & 8        | 3 & 9        | 3 & 10+      | CONV/ATT      | %            |
|---------------|--------------|--------------|--------------|--------------|--------------|--------------|--------------|--------------|--------------|--------------|---------------|--------------|
| 9/7 @HOU      | 1 - 2        | 0 - 0        | 0 - 1        | 0 - 0        | 2 - 2        | 0 - 0        | 0 - 1        | 0 - 1        | 0 - 0        | 0 - 5        | 3 - 12        | 25.0%        |
| 9/14 JAX      | 1 - 2        | 1 - 1        | 0 - 0        | 2 - 3        | 1 - 1        | 0 - 0        | 0 - 0        | 0 - 2        | 0 - 1        | 1 - 4        | 6 - 14        | 42.9%        |
| 9/21 @PHI     | -            | -            | -            | -            | -            | -            | -            | -            | -            | -            | -             | -            |
| 9/25 NYG      | -            | -            | -            | -            | -            | -            | -            | -            | -            | -            | -             | -            |
| 10/6 SEA      | -            | -            | -            | -            | -            | -            | -            | -            | -            | -            | -             | -            |
| 10/12 @ARI    | -            | -            | -            | -            | -            | -            | -            | -            | -            | -            | -             | -            |
| 10/19 TEN     | -            | -            | -            | -            | -            | -            | -            | -            | -            | -            | -             | -            |
| 10/27 @DAL    | -            | -            | -            | -            | -            | -            | -            | -            | -            | -            | -             | -            |
| 11/2 @MIN     | -            | -            | -            | -            | -            | -            | -            | -            | -            | -            | -             | -            |
| 11/16 TB      | -            | -            | -            | -            | -            | -            | -            | -            | -            | -            | -             | -            |
| 11/23 @SF     | -            | -            | -            | -            | -            | -            | -            | -            | -            | -            | -             | -            |
| 11/30 @IND    | -            | -            | -            | -            | -            | -            | -            | -            | -            | -            | -             | -            |
| 12/7 STL      | -            | -            | -            | -            | -            | -            | -            | -            | -            | -            | -             | -            |
| 12/14 @NYG    | -            | -            | -            | -            | -            | -            | -            | -            | -            | -            | -             | -            |
| 12/20 PHI     | -            | -            | -            | -            | -            | -            | -            | -            | -            | -            | -             | -            |
| 12/28 DAL     | -            | -            | -            | -            | -            | -            | -            | -            | -            | -            | -             | -            |
| <b>TOTALS</b> | <b>2 - 4</b> | <b>1 - 1</b> | <b>0 - 1</b> | <b>2 - 3</b> | <b>3 - 3</b> | <b>0 - 0</b> | <b>0 - 1</b> | <b>0 - 3</b> | <b>0 - 1</b> | <b>1 - 9</b> | <b>9 - 26</b> | <b>34.6%</b> |
|               | 50.0%        | 0.0%         | 0.0%         | 0.0%         | 100.0%       | 0.0%         | 0.0%         | 0.0%         | 0.0%         | 11.1%        |               |              |
|               | 3RD & 1-3    |              |              | 3RD & 4-6    |              |              | 3RD & 7+     |              |              |              |               |              |
|               | 3 - 6        |              |              | 5 - 6        |              |              | 1 - 14       |              |              |              |               |              |
|               | 50.0%        |              |              | 83.3%        |              |              | 7.1%         |              |              |              |               |              |

OPPONENTS

|               | 3 & 1        | 3 & 2        | 3 & 3        | 3 & 4        | 3 & 5        | 3 & 6        | 3 & 7        | 3 & 8        | 3 & 9        | 3 & 10+      | CONV/ATT       | %            |
|---------------|--------------|--------------|--------------|--------------|--------------|--------------|--------------|--------------|--------------|--------------|----------------|--------------|
| 9/7 @HOU      | 3 - 5        | 1 - 1        | 1 - 1        | 0 - 1        | 0 - 0        | 1 - 2        | 0 - 0        | 1 - 1        | 0 - 1        | 0 - 2        | 7 - 14         | 50.0%        |
| 9/14 JAX      | 0 - 0        | 0 - 1        | 0 - 1        | 0 - 1        | 0 - 0        | 0 - 0        | 1 - 2        | 0 - 0        | 1 - 2        | 1 - 6        | 3 - 13         | 23.1%        |
| 9/21 @PHI     | -            | -            | -            | -            | -            | -            | -            | -            | -            | -            | -              | -            |
| 9/25 NYG      | -            | -            | -            | -            | -            | -            | -            | -            | -            | -            | -              | -            |
| 10/6 SEA      | -            | -            | -            | -            | -            | -            | -            | -            | -            | -            | -              | -            |
| 10/12 @ARI    | -            | -            | -            | -            | -            | -            | -            | -            | -            | -            | -              | -            |
| 10/19 TEN     | -            | -            | -            | -            | -            | -            | -            | -            | -            | -            | -              | -            |
| 10/27 @DAL    | -            | -            | -            | -            | -            | -            | -            | -            | -            | -            | -              | -            |
| 11/2 @MIN     | -            | -            | -            | -            | -            | -            | -            | -            | -            | -            | -              | -            |
| 11/16 TB      | -            | -            | -            | -            | -            | -            | -            | -            | -            | -            | -              | -            |
| 11/23 @SF     | -            | -            | -            | -            | -            | -            | -            | -            | -            | -            | -              | -            |
| 11/30 @IND    | -            | -            | -            | -            | -            | -            | -            | -            | -            | -            | -              | -            |
| 12/7 STL      | -            | -            | -            | -            | -            | -            | -            | -            | -            | -            | -              | -            |
| 12/14 @NYG    | -            | -            | -            | -            | -            | -            | -            | -            | -            | -            | -              | -            |
| 12/20 PHI     | -            | -            | -            | -            | -            | -            | -            | -            | -            | -            | -              | -            |
| 12/28 DAL     | -            | -            | -            | -            | -            | -            | -            | -            | -            | -            | -              | -            |
| <b>TOTALS</b> | <b>3 - 5</b> | <b>1 - 2</b> | <b>1 - 2</b> | <b>0 - 2</b> | <b>0 - 0</b> | <b>1 - 2</b> | <b>1 - 2</b> | <b>1 - 1</b> | <b>1 - 3</b> | <b>1 - 8</b> | <b>10 - 27</b> | <b>37.0%</b> |
|               | 60.0%        | 50.0%        | 50.0%        | 0.0%         | 0.0%         | 50.0%        | 0.0%         | 100.0%       | 33.3%        | 12.5%        |                |              |
|               | 3RD & 1-3    |              |              | 3RD & 4-6    |              |              | 3RD & 7+     |              |              |              |                |              |
|               | 5 - 9        |              |              | 1 - 4        |              |              | 4 - 14       |              |              |              |                |              |
|               | 55.6%        |              |              | 25%          |              |              | 28.6%        |              |              |              |                |              |



# 2014 WASHINGTON REDSKINS STATISTICS

## REGULAR SEASON HIGHS / LOWS

|                         | REDSKINS           |                  | OPPONENTS        |                    |
|-------------------------|--------------------|------------------|------------------|--------------------|
|                         | HIGH               | LOW              | HIGH             | LOW                |
| Points                  | 41 vs. JAX         | 6 @ HOU          | 17 @ HOU         | 10 vs. JAX         |
| First Downs             | 32 vs. JAX         | 20 @ HOU         | 16 @ HOU         | 8 vs. JAX          |
| Total Offense           | 449 vs. JAX        | 372 @ HOU        | 321 @ HOU        | 148 vs. JAX        |
| Net Yards Rushing       | 191 vs. JAX        | 131 @ HOU        | 115 @ HOU        | 25 vs. JAX         |
| Net Yards Passing       | 258 vs. JAX        | 241 @ HOU        | 206 @ HOU        | 123 vs. JAX        |
| Offensive Plays         | 81 vs. JAX         | 63 @ HOU         | 56 @ HOU         | 48 vs. JAX         |
| Rushing Attempts        | 42 vs. JAX         | 23 @ HOU         | 34 @ HOU         | 10 vs. JAX         |
| Pass Attempts           | 37 @ HOU           | 36 vs. JAX       | 28 vs. JAX       | 22 @ HOU           |
| Pass Completions        | 29 @ HOU           | 24 vs. JAX       | 14, last vs. JAX | 14 @ HOU           |
| Passes Had Intercepted  | N/A                | N/A              | 1 vs. JAX        | N/A                |
| Sacks Allowed           | 3, last vs. JAX    | 3, last vs. JAX  | 10 vs. JAX       | N/A                |
| Fumbles                 | 3 @ HOU            | 0 vs. JAX        | 2 @ HOU          | 0 vs. JAX          |
| Fumbles Lost            | 2 @ HOU            | 0 vs. JAX        | 1 @ HOU          | 0 vs. JAX          |
| Total Turnovers         | 2 @ HOU            | 0 vs. JAX        | 1 @ HOU          | 1, last vs. JAX    |
| Penalties               | 11 vs. JAX         | 7 @ HOU          | 6, last vs. JAX  | 6, last vs. JAX    |
| Yards Penalized         | 98 vs. JAX         | 70 @ HOU         | 45 @ HOU         | 44 vs. JAX         |
| Time of Possession      | 39:01 vs. JAX      | 30:54 @ HOU      | 29:06 @ HOU      | 20:59 vs. JAX      |
| Defensive Interceptions | 1 vs. JAX          | N/A              | N/A              | N/A                |
| Total Takeaways         | 1, last vs. JAX    | 1 @ HOU          | 1 @ HOU          | 0 vs. JAX          |
| Drive (plays)           | 11, last vs. JAX   | 1 vs. JAX        | 13 @ HOU         | 2 vs. JAX          |
| Drive (yards)           | 92 vs. JAX         | 81 @ HOU         | 90 @ HOU         | -12 vs. JAX        |
| Third Down Conversions  | 6/14 vs. JAX (43%) | 3/12 @ HOU (25%) | 7/14 @ HOU (50%) | 3/13 vs. JAX (23%) |

## REGULAR SEASON INDIVIDUAL HIGHS

|                                  | REDSKINS                        | OPPONENTS                         |
|----------------------------------|---------------------------------|-----------------------------------|
|                                  | Yards Rushing                   | 91 by Alfred Morris @ HOU         |
| Rushing Attempts                 | 22 by Alfred Morris vs. JAX     | 27 by Arian Foster @ HOU          |
| Rushing TDs                      | 2 by Alfred Morris vs. JAX      | N/A                               |
| Receptions                       | 10 by Pierre Garcon @ HOU       | 6 by Andre Johnson @ HOU          |
| Yards Receiving                  | 99 by Niles Paul vs. JAX        | 93 by Andre Johnson @ HOU         |
| Receiving TDs                    | 1 by Multiple vs. JAX           | 1, last by Mercedes Lewis vs. JAX |
| Combined Yards (rush/rec)        | 76 by Andre Roberts vs. JAX     | 120 by Arian Foster @ HOU         |
| All-Purpose Yards (rush/rec/ret) | 135 by Andre Roberts vs. JAX    | 137 by Jordan Todman vs. JAX      |
| Yards Passing                    | 267 by Robert Griffin III @ HOU | 206 by Ryan Fitzpatrick @ HOU     |
| Pass Attempts                    | 37 by Robert Griffin III @ HOU  | 28 by Chad Henne vs. JAX          |
| Pass Completions                 | 29 by Robert Griffin III @ HOU  | 14, last by Chad Henne vs. JAX    |
| TD Passes                        | 2 by Kirk Cousins vs. JAX       | 1 by Chad Henne vs. JAX           |
| Interceptions Thrown             | N/A                             | 1 by Chad Henne vs. JAX           |
| Longest Run                      | 23 by Alfred Morris vs. JAX     | 12 by Chad Henne vs. JAX          |
| Longest Pass Completion          | 48 by Robert Griffin III @ HOU  | 76 by Ryan Fitzpatrick @ HOU      |
| Longest Kickoff Return           | 28 by Andre Roberts @ HOU       | 40 by Jordan Todman vs. JAX       |
| Longest Punt Return              | 37 by Andre Roberts @ HOU       | 12 by Damaris Johnson @ HOU       |
| Longest Interception Return      | 14 by Trenton Robinson vs. JAX  | N/A                               |
| Longest Punt                     | 61 by Tress Way                 | 60 by Shane Lechler @ HOU         |
| Longest Field Goal               | 42 by Kai Forbath vs. JAX       | 42 by Randy Bullock @ HOU         |
| Touchdowns Scored                | 2 by Multiple vs. JAX           | 1, last by Mercedes Lewis vs. JAX |
| Points Scored                    | 12 by Alfred Morris vs. JAX     | 6, last by Mercedes Lewis vs. JAX |

**2014 WASHINGTON REDSKINS STATISTICS**

**20-YARD PLAYS FROM SCRIMMAGE**

**REDSKINS**

|          | <b>YDS</b> | <b>PLAY</b>                              |
|----------|------------|--|
| 9/7 @HOU | 22         | Robert Griffin III pass to Andre Roberts |
| 9/7 @HOU | 21         | Alfred Morris run                        |
| 9/14 JAX | 31         | K. Cousins pass to A. Roberts            |
| 9/14 JAX | 26         | K. Cousins pass to N. Paul               |
| 9/14 JAX | 23         | K. Cousins pass to N. Paul               |
| 9/14 JAX | 21         | K. Cousins pass to R. Grant              |
| 9/14 JAX | 20         | K. Cousins pass to D. Young              |

**OPPONENTS**

|          | <b>YDS</b> | <b>PLAY</b>                              |
|----------|------------|--|
| 9/7 @HOU | 76         | Ryan Fitzpatrick pass to DeAndre Hopkins |
| 9/7 @HOU | 33         | Ryan Fitzpatrick pass to Andre Johnson   |
| 9/7 @HOU | 20         | Ryan Fitzpatrick pass to Andre Johnson   |
| 9/14 JAX | 63         | C. Henne pass to M. Lewis                |
| 9/14 JAX | 54         | C. Henne pass to A. Robinson             |

**2014 WASHINGTON REDSKINS STATISTICS**

**INSTANT REPLAYS**

**CHALLENGE BY REDSKINS**

|          | <b>QT</b> | <b>TIME</b> | <b>DOWN</b> | <b>YDS</b> | <b>PLAY</b>  | <b>RULING ON THE FIELD</b> | <b>REVIEW RESULT</b> |
|----------|-----------|-------------|-------------|------------|--|----------------------------|----------------------|
| 9/7 @HOU | 1         | 3:21        | 3           | 3          | Robert Griffin III pass incomplete to Andre Roberts  | Incomplete                 | Upheld               |
| 9/7 JAX  | 1         | 13:56       | 2           | 9          | Robert Griffin III pass incomplete to DeSean Jackson | Incomplete                 | Upheld               |

**CHALLENGE BY OPPONENTS**

|          | <b>QT</b> | <b>TIME</b> | <b>DOWN</b> | <b>YDS</b> | <b>PLAY</b>       | <b>RULING ON THE FIELD</b> | <b>REVIEW RESULT</b> |
|----------|-----------|-------------|-------------|------------|-------------------|----------------------------|----------------------|
| 9/7 @HOU | 2         | 6:41        | 2           | 2          | Alfred Morris run | Runner down by contact     | Upheld               |
| 9/7 JAX  |           |             |             |            | None              |                            |                      |

**CHALLENGE BY REVIEW ASSISTANT**

|          | <b>QT</b> | <b>TIME</b> | <b>DOWN</b> | <b>YDS</b> | <b>PLAY</b> | <b>RULING ON THE FIELD</b> | <b>REVIEW RESULT</b> |
|----------|-----------|-------------|-------------|------------|-------------|----------------------------|----------------------|
| 9/7 @HOU |           |             |             |            | None        |                            |                      |
| 9/7 JAX  |           |             |             |            | None        |                            |                      |

# 2014 WASHINGTON REDSKINS STATISTICS (THE LAST TIME)

## TEAM TOTALS

### Won in Overtime

By Redskins: 11/3/13 vs. San Diego Chargers, 30-24 OT (last score at 8:59 by Darrel Young 4-yd. run)  
 By Opponent: 11/20/11 vs. Dallas Cowboys, 27-24 OT (last score at 5:47 by D. Bailey 39 yd. FG)

### Won by Scoring in the Last Two Minutes of Regulation

By Redskins: 10/20/13 vs. Chicago Bears, 45-41 (last score at 0:45 by Roy Helu, Jr. 3-yd run)  
 By Opponent: 12/22/13 vs. Dallas Cowboys, 24-23 (last score at 1:08 by Tony Romo 10-yd pass to DeMarco Murray)

### Tied Game by Scoring in the Last Two Minutes of Regulation

By Redskins: 12/9/12 win vs. Baltimore Ravens, 31-28 OT (tied game at 28 with 0:29 by P. Garçon 11 yd. pass from K. Cousins and two-point conversion)  
 By Opponent: 11/3/13 win vs. San Diego Chargers, 30-24 OT (tied game at 24 with 0:03 by Nick Novack 19-yd. field goal)

### Shutout

By Redskins: 9/30/91 vs. Philadelphia Eagles, 23-0  
 By Opponent: 10/30/11 at Buffalo Bills, 23-0

### Held Opponent without a Touchdown

By Redskins: 11/18/12 win vs. Philadelphia Eagles, 31-6  
 By Opponent: 12/29/13 loss at New York Giants, 20-6

### Game Finished in a Tie

Redskins Home: 11/23/97 vs. New York Giants, 7-7  
 Redskins Away: 10/5/69 at San Francisco 49ers, 17-17

### Scoreless First Half

Redskins Home: 10/19/08 win vs. Cleveland Browns, 14-11  
 Redskins Away: None since 1970

### Won by 20 or More Points

By Redskins: 9/14/14 vs. Jacksonville Jaguars, 41-10  
 By Opponent: 12/8/13 vs. Kansas City Chiefs, 45-10

### Won After Trailing by 20 or More Points

By Redskins: 10/2/99 vs. Carolina Panthers, 38-36 (trailed 0-21 in 2nd quarter)  
 By Opponent: 9/12/99 vs. Dallas Cowboys, 41-35 OT (trailed 14-35 in 4th quarter)

### Held a 28 or More Point Lead

By Redskins: 9/14/14 vs. Jacksonville Jaguars, 41-10 (31)  
 By Opponent: 12/8/13 loss vs. Kansas City Chiefs, 45-10 (35)

### Held a 21 or More Point Lead

By Redskins: 9/14/14 vs. Jacksonville Jaguars, 41-10 (31)  
 By Opponent: 12/8/13 loss vs. Kansas City Chiefs, 45-10 (35)

### Scored 20 or More Points in a Quarter

By Redskins: 10/20/13 win vs. Chicago Bears, 45-41 (21 points in 2nd quarter)  
 By Opponent: 12/8/13 loss vs. Kansas City Chiefs, 45-10 (21 points in 2nd quarter)

### Scored 20 or More Points in a Half

By Redskins: 9/14/14 vs. Jacksonville Jaguars, 41-10 (20 points in 2nd half)  
 By Opponent: 12/8/13 loss vs. Kansas City Chiefs, 45-10 (38 points in 1st half)

### Touchdowns Scored by Offense and Defense

By Redskins: 10/27/13 loss at Denver Broncos, 45-21 (2 offense, 1 defense)  
 By Opponent: 11/3/13 win vs. San Diego Chargers, 30-24 OT (2 offense, 1 defense)

### Touchdowns Scored by Offense, Defense and Special Teams

By Redskins: 12/7/97 win vs. Arizona Cardinals, 38-28 (3 offense, 1 defense, 1 special teams)  
 By Opponent: 9/5/88 loss at New York Giants, 27-20 (1 offense, 1 defense, 1 special teams)

### Safety Scored

By Redskins: 12/23/07 Kedric Golston vs. Minnesota Vikings (Stopped RB Tony Richardson in end zone)  
 By Opponent: 9/9/13 Trent Cole vs. Philadelphia Eagles (Stopped RB Alfred Morris in end zone)

### Two-Point Conversion

By Redskins: 11/17/13 Robert Griffin III pass to Nick Williams & Griffin III run at Philadelphia Eagles  
 By Opponent: 12/30/12 Tony Romo pass to Dwayne Harris vs. Dallas Cowboys



# 2014 WASHINGTON REDSKINS STATISTICS (THE LAST TIME)

## TEAM TOTALS

### No Penalties in Game

|              |          |                                  |
|--------------|----------|----------------------------------|
| By Redskins: | 11/16/03 | loss at Carolina Panthers, 20-17 |
| By Opponent: | 11/5/89  | loss vs. Dallas Cowboys, 13-3    |

### 50 or More Points Scored in a Game

|              |          |                                     |
|--------------|----------|-------------------------------------|
| By Redskins: | 9/19/99  | win at New York Giants, 50-21       |
| By Opponent: | 11/15/10 | loss vs. Philadelphia Eagles, 59-28 |

### 40 or More Points Scored in a Game

|              |         |                                    |
|--------------|---------|------------------------------------|
| By Redskins: | 9/14/14 | vs. Jacksonville Jaguars, 41-10    |
| By Opponent: | 12/8/13 | loss vs. Kansas City Chiefs, 45-10 |

## OFFENSIVE TOTALS

### 500 or More Total Net Yards of Offense

|              |         |  |
|--------------|---------|--|
| By Redskins: | 11/3/13 | win vs. San Diego Chargers, 30-24 OT (500; 209 rushing, 291 passing) |
| By Opponent: | 9/15/13 | loss at Green Bay Packers, 38-20 (580; 139 rushing, 441 passing)     |

### 400 or More Total Net Yards of Offense

|              |          |   |
|--------------|----------|---|
| By Redskins: | 9/14/14  | win vs. Jacksonville Jaguars, 41-10 (449; 191 rushing, 258 passing) |
| By Opponent: | 11/17/13 | loss at Philadelphia Eagles, 24-16 (402; 126 rushing, 276 passing)  |

### 300 or More Net Yards Rushing by Team

|              |          |                                      |
|--------------|----------|--------------------------------------|
| By Redskins: | 11/3/85  | win at Atlanta Falcons, 44-10 (307)  |
| By Opponent: | 11/29/59 | loss at New York Giants, 45-14 (351) |

### 200 or More Net Yards Rushing by Team

|              |         |  |
|--------------|---------|--|
| By Redskins: | 11/3/13 | win vs. San Diego Chargers, 30-24 OT (209) |
| By Opponent: | 9/9/13  | loss vs. Philadelphia Eagles, 33-27 (263)  |

### Individual 200-Yard Rushing Game

|              |          |   |
|--------------|----------|---|
| By Redskins: | 12/30/12 | Alfred Morris (33-200-3 TDs) vs. Dallas Cowboys |
| By Opponent: | 12/30/06 | Tiki Barber (23-234-3 TDs) vs. New York Giants  |

### Individual 150-Yard Rushing Game

|              |          |   |
|--------------|----------|---|
| By Redskins: | 12/30/12 | Alfred Morris (33-200-3 TDs) vs. Dallas Cowboys     |
| By Opponent: | 12/8/13  | Jamaal Charles (19-151-1 TD) vs. Kansas City Chiefs |

### Individual 100-Yard Rushing Game

|              |         |   |
|--------------|---------|---|
| By Redskins: | 11/7/13 | Alfred Morris (26-139) at Minnesota Vikings |
| By Opponent: | 9/7/14  | Arian Foster (27-103) at Houston Texans     |

### Two 100-Yard Rushers in the Same Game

|              |         |  |
|--------------|---------|--|
| By Redskins: | 12/4/05 | Clinton Portis (27-136-2 TDs) & Rock Cartwright (9-118) at St. Louis Rams    |
| By Opponent: | 11/3/96 | Darick Holmes (22-122-3 TDs) & Thurman Thomas (23-107-1 TD) at Buffalo Bills |

### Consecutive 100-Yard Rushing Games (Same Season)

|              |                      |   |
|--------------|----------------------|---|
| By Redskins: | 11/3/13 -<br>11/7/13 | Alfred Morris (25-121-1 TD) vs. San Diego Chargers; Morris (26-139) at Minnesota Vikings            |
| By Opponent: | 9/9/13 -<br>9/15/13  | LeSean McCoy (31-184-1 TD) vs. Philadelphia Eagles; James Starks (20-132-1 TD) at Green Bay Packers |

### Combined 200-Yard Rushing by Two Players

|              |          |   |
|--------------|----------|---|
| By Redskins: | 12/30/12 | 263 by Alfred Morris (33-200-3 TDs) & Robert Griffin III (6-63-1 TD) vs. Dallas Cowboys                     |
| By Opponent: | 9/9/13   | 238/212 by LeSean McCoy (31-184-1 TD) & Michael Vick (9-54-1 TD)/Bryce Brown (9-28) vs. Philadelphia Eagles |

### Individual with 30 or More Carries

|              |          |   |
|--------------|----------|---|
| By Redskins: | 12/30/12 | Alfred Morris (33-200-3 TDs) vs. Dallas Cowboys     |
| By Opponent: | 9/9/13   | LeSean McCoy (31-2184-1 TD) vs. Philadelphia Eagles |

### Individual with 25 or More Carries

|              |         |   |
|--------------|---------|---|
| By Redskins: | 11/7/13 | Alfred Morris (26-139) at Minnesota Vikings |
| By Opponent: | 9/7/14  | Arian Foster (27-103) at Houston Texans     |

### Rushing Play of 60 or More Yards

|              |          |   |
|--------------|----------|---|
| By Redskins: | 10/14/12 | 76t by Robert Griffin III vs. Minnesota Vikings |
| By Opponent: | 12/24/11 | 67 by Toby Gerhart vs. Minnesota Vikings        |

# 2014 WASHINGTON REDSKINS STATISTICS (THE LAST TIME)

## OFFENSIVE TOTALS

### Rushing Play of 40 or More Yards

By Redskins: 10/13/13 45t by Alfred Morris at Dallas Cowboys  
 By Opponent: 12/29/13 49t by Jerrel Jernigan at New York Giants

### Individual with Two or More Rushing Touchdowns

By Redskins: 9/14/14 Alfred Morris (22-85-2 TDs) vs. Jacksonville Jaguars  
 By Opponent: 12/15/13 Steven Jackson (15-38-2 TDs) at Atlanta Falcons

### 400 Net Yards Passing by Team

By Redskins: 9/19/10 loss vs. Houston Texans, 30-27 OT (403)  
 By Opponent: 9/15/13 loss at Green Bay Packers, 38-20 (441)

### 300 Net Yards Passing by Team

By Redskins: 12/15/13 loss at Atlanta Falcons, 27-26 (373)  
 By Opponent: 11/3/13 win vs. San Diego Chargers, 30-24 OT (341)

### Individual with 50 or More Pass Attempts

By Redskins: 9/22/13 Robert Griffin III (50-32-326-1 INT-0 TDs) vs. Detroit Lions  
 By Opponent: 11/22/12 Tony Romo (62-37-441-2 INTs-3TDs) at Dallas Cowboys

### Individual with 40 or More Pass Attempts

By Redskins: 12/29/13 Kirk Cousins (49-19-169-2 INTs) at New York Giants  
 By Opponent: 11/3/13 Phillip Rivers (46-29-341-2 INTs-2 TDs) vs. San Diego Chargers

### Individual with 30 or More Pass Completions

By Redskins: 9/22/13 Robert Griffin III (50-32-326-1 INT-0 TDs) vs. Detroit Lions  
 By Opponent: 10/27/13 Peyton Manning (44-30-354-3 INTs-4 TDs) at Denver Broncos

### Individual with 25 or More Pass Completions

By Redskins: 9/7/14 Robert Griffin III (37-29-267) at Houston Texans  
 By Opponent: 12/15/13 Matt Ryan (38-29-210-1 INT-1 TD) at Atlanta Falcons

### No Sacks Allowed

By Redskins: 12/22/13 loss vs. Dallas Cowboys, 24-23 (36 attempts by Kirk Cousins)  
 By Opponent: 12/8/13 loss vs. Kansas City Chiefs, 45-10 [23 attempts by Alex Smith (20) & Chase Daniel (3)]

### Individual 400-Yard Passing Game

By Redskins: 9/19/10 Donovan McNabb (38-28-426-0 INTs-1 TD) vs. Houston Texans  
 By Opponent: 9/15/13 Aaron Rodgers (42-34-480-0 INTs-4 TDs) at Green Bay Packers

### Individual 300-Yard Passing Game

By Redskins: 12/15/13 Kirk Cousins (45-29-381-2 INTs-3 TDs) at Atlanta Falcons  
 By Opponent: 11/3/13 Phillip Rivers (46-29-341-2 INTs-2 TDs) vs. San Diego Chargers

### Consecutive 300-Yard Passing Games (Same Season)

By Redskins: 9/9/13 - Robert Griffin III (49-30-329-2 INTs-2 TDs) vs. Philadelphia Eagles; Griffin III (40-26-320-1 INT-3 TDs) at Green Bay Packers;  
 9/15/13 - Griffin III (50-32-326-1 INT-0 TDs) vs. Detroit Lions  
 9/22/13  
 By Opponent: 10/27/13 - Peyton Manning (44-30-354-3 INTs-4 TDs) at Denver Broncos; Phillip Rivers (46-29-341-2 INTs-2 TDs) vs. San Diego Chargers  
 11/3/13

### Individual with Four or More Touchdown Passes

By Redskins: 11/22/12 Robert Griffin III (28-20-311-1 INT-4 TDs) at Dallas Cowboys  
 By Opponent: 10/27/13 Peyton Manning (44-30-354-3 INTs-4 TDs) at Denver Broncos

### Individual with Five or More Touchdown Passes

By Redskins: 11/10/91 Mark Rypien (31-16-442-0 INTs-6 TDs) vs. Atlanta Falcons  
 By Opponent: 9/12/99 Troy Aikman (49-28-362-3 INTs-5 TDs) vs. Dallas Cowboys

### Individual with 10 or More Receptions

By Redskins: 9/7/14 Pierre Garçon (10-77) at Houston Texans  
 By Opponent: 9/15/13 James Jones (11-178) at Green Bay Packers

### Individual 200-Yard Receiving Game

By Redskins: 10/21/01 Rod Gardner (6-208-1 TD) vs. Carolina Panthers  
 By Opponent: 11/7/93 Reggie Langhorne (12-203-1 TD) vs. Indianapolis Colts

# 2014 WASHINGTON REDSKINS STATISTICS (THE LAST TIME)

## OFFENSIVE TOTALS

### Individual 150-Yard Receiving Game

By Redskins: 11/3/13 Pierre Garçon (7-172) vs. San Diego Chargers  
 By Opponent: 9/15/13 James Jones (11-178) at Green Bay Packers

### Individual 100-Yard Receiving Game

By Redskins: 12/22/13 Pierre Garçon (11-144-1 TD) vs. Dallas Cowboys  
 By Opponent: 10/20/13 Alshon Jeffery (4-105-1 TD) vs. Chicago Bears

### Two 100-Yard Receivers in the Same Game

By Redskins: 9/14/03 Laveranues Coles (11-180-1 TD) & Rod Gardner (9-118-1 TD) at Atlanta Falcons  
 By Opponent: 9/22/13 Calvin Johnson (7-115-1 TD) & Nate Burleson (6-116) vs. Detroit Lions

### Consecutive 100-Yard Receiving Games (Same Season)

By Redskins: 12/15/13 - Pierre Garçon (7-129-1 TD) at Atlanta Falcons; Garçon (11-144-1 TD) vs. Dallas Cowboys  
 12/22/13  
 By Opponent: 9/9/13 - DeSean Jackson (7-104-1 TD) vs. Philadelphia Eagles; James Jones (11-178) & Randall Cobb (9-128-1 TD) at Green Bay Packers;  
 9/15/13 - Calvin Johnson (7-115-1 TD) & Nate Burleson (6-116) vs. Detroit Lions  
 9/22/13

### Pass Play of 80 or More Yards

By Redskins: 9/9/12 88t by Robert Griffin III to Pierre Garçon at New Orleans Saints  
 By Opponent: 11/22/12 85t by Tony Romo to Dez Bryant at Dallas Cowboys

### Pass Play of 60 or More Yards

By Redskins: 12/15/13 62 by Kirk Cousins to Aldrick Robinson at Atlanta Falcons  
 By Opponent: 9/7/14 76t by Ryan Fitzpatrick to DeAndre Hopkins at Houston Texans

### Pass Play of 40 or More Yards

By Redskins: 9/7/14 48 by Robert Griffin III to Niles Paul at Houston Texans  
 By Opponent: 9/7/14 76t by Ryan Fitzpatrick to DeAndre Hopkins at Houston Texans

### Individual with Four or More Touchdown Receptions

By Redskins: Never  
 By Opponent: 11/18/07 Terrell Owens (8-173-4 TDs) at Dallas Cowboys

### Individual with Three or More Touchdown Receptions

By Redskins: 10/1/06 Santana Moss (4-138-3 TDs) vs. Jacksonville Jaguars  
 By Opponent: 10/31/10 Calvin Johnson (9-101-3 TDs) at Detroit Lions

### Led Team in Both Rushing and Receiving Yards in the Same Game

By Redskins: 1/1/12 Evan Royster (20-113 rushing, 5-52 receiving) at Philadelphia Eagles  
 By Opponent: 12/29/13 Jerrel Jernigan (2-57-1 TD rushing, 6-90-1 TD receiving) at New York Giants

### 100-Yard Rusher & 100-Yard Receiver in the Same Game

By Redskins: 11/7/13 Alfred Morris (26-139) & Pierre Garçon (7-119-1 TD) at Minnesota Vikings  
 By Opponent: 9/15/13 James Starks (20-132-1 TD) & James Jones (11-178), Randall Cobb (9-128-1 TD) at Green Bay Packers

### 100-Yard Rusher, 100-Yard Receiver & 300-Yard Passer in the Same Game

By Redskins: 9/15/13 Alfred Morris (13-107), Pierre Garçon (8-143-1 TD) & Robert Griffin III (40-26-320-1 INT-3 TDs) at Green Bay Packers  
 By Opponent: 9/15/13 James Starks (20-132-1 TD), James Jones (11-178), Randall Cobb (9-128-1 TD) & Aaron Rodgers (42-34-480-0 INTs-4 TDs) at Green Bay Packers

### Individual with at Least One Rushing Touchdown and One Receiving Touchdown in the Same Game

By Redskins: 11/15/10 Keiland Williams (16-89-2 TDs rushing, 4-50-1 TD receiving) vs. Philadelphia Eagles  
 By Opponent: 12/29/13 Jerrel Jernigan (2-57-1 TD rushing, 6-90-1 TD receiving) at New York Giants

### Individual with at Least One Rushing Touchdown and One Touchdown Pass in the Same Game

By Redskins: 10/14/12 Robert Griffin III (22-17-182-1 INT-1 TD passing, 13-138-2 TDs rushing) vs. Minnesota Vikings  
 By Opponent: 11/4/12 Cam Newton (23-13-201-0 INTs-1 TD passing, 8-37-1 TD rushing) vs. Carolina Panthers

### No Turnovers

By Redskins: 9/14/14 win vs. Jacksonville Jaguars, 41-10  
 By Opponent: 11/17/13 loss at Philadelphia Eagles, 24-16

### Touchdown Scored on First Drive

By Redskins: 12/1/13 loss vs. New York Giants, 24-17  
 By Opponent: 12/22/13 loss vs. Dallas Cowboys, 24-23

# 2014 WASHINGTON REDSKINS STATISTICS (THE LAST TIME)

## DEFENSIVE TOTALS

### Held Opponent Under 200 Net Yards of Total Offense

By Redskins: 9/14/14 win vs. Jacksonville Jaguars, 41-10 (148; 25 rushing, 123 passing)  
 By Opponent: 11/25/13 loss vs. San Francisco 49ers, 27-6 (190; 100 rushing, 90 passing)

### Held Opponent Under 300 Net Yards of Total Offense

By Redskins: 9/14/14 win vs. Jacksonville Jaguars, 41-10 (148; 25 rushing, 123 passing)  
 By Opponent: 12/29/13 loss at New York Giants, 20-6 (251; 91 rushing, 160 passing)

### Held Opponent Under 50 Yards Rushing

By Redskins: 9/14/14 win vs. Jacksonville Jaguars, 41-10 (25)  
 By Opponent: 10/30/11 loss at Buffalo Bills, 23-0 (26)

### Held Opponent Under 75 Yards Rushing

By Redskins: 9/14/14 win vs. Jacksonville Jaguars, 41-10 (25)  
 By Opponent: 12/8/13 loss vs. Kansas City Chiefs, 45-10 (65)

### Held Opponent Under 100 Yards Rushing

By Redskins: 9/14/14 win vs. Jacksonville Jaguars, 41-10 (25)  
 By Opponent: 12/29/13 loss at New York Giants, 20-6 (91)

### Held Opponent Under 100 Net Yards Passing

By Redskins: 11/23/08 win at Seattle Seahawks, 20-17 (89)  
 By Opponent: 11/25/13 loss vs. San Francisco 49ers, 27-6 (76)

### Held Opponent Under 150 Net Yards Passing

By Redskins: 9/14/14 win vs. Jacksonville Jaguars, 41-10 (123)  
 By Opponent: 11/25/13 loss vs. San Francisco 49ers, 27-6 (76)

### Interception Return for a Touchdown

By Redskins: 10/27/13 DeAngelo Hall at Denver Broncos (26 yards)  
 By Opponent: 11/3/13 Sean Lissemore vs. San Diego Chargers (intercepted in end zone)

### Individual with Three or More Interceptions

By Redskins: 10/24/10 DeAngelo Hall at Chicago Bears (4)  
 By Opponent: 10/16/11 Kurt Coleman vs. Philadelphia Eagles (3)

### Individual with Two or More Interceptions

By Redskins: 11/3/13 DeAngelo Hall at Denver Broncos (2)  
 By Opponent: 12/29/13 Trumaine McBride at New York Giants (2)

### Seven or More Sacks by Team

By Redskins: 9/14/14 win vs. Jacksonville Jaguars, 41-10 (10)  
 By Opponent: 10/30/11 loss at Buffalo Bills, 23-0 (10)

### Six or More Sacks by Team

By Redskins: 9/14/14 win vs. Jacksonville Jaguars, 41-10 (10)  
 By Opponent: 11/25/13 loss vs. San Francisco 49ers, 27-6 (6)

### Five or More Sacks by Team

By Redskins: 9/14/14 win vs. Jacksonville Jaguars, 41-10 (10)  
 By Opponent: 12/8/13 loss vs. Kansas City Chiefs, 45-10 (5)

### Individual with Four or More Sacks

By Redskins: 9/14/14 Ryan Kerrigan vs. Jacksonville Jaguars (4)  
 By Opponent: 12/1/13 Justin Tuck vs. New York Giants (4)

### Individual with Three or More Sacks

By Redskins: 9/14/14 Ryan Kerrigan vs. Jacksonville Jaguars (4)  
 By Opponent: 12/1/13 Justin Tuck vs. New York Giants (4)

### Individual with Two or More Sacks

By Redskins: 9/14/14 Ryan Kerrigan vs. Jacksonville Jaguars (4)  
 By Opponent: 12/29/13 Justin Tuck at New York Giants (2)

### Fumble Returned for Touchdown

By Redskins: 9/9/13 DeAngelo Hall vs. Philadelphia Eagles (75 yards)  
 By Opponent: 12/11/11 Vince Wilfork vs. New England Patriots (Recovered in end zone)

## 2014 WASHINGTON REDSKINS STATISTICS (THE LAST TIME)

## SPECIAL TEAMS TOTALS

**Kickoff Return for a Touchdown**

By Redskins: 10/31/10 Brandon Banks at Detroit Lions (96 yards)  
 By Opponent: 12/8/13 Quintin Demps vs. Kansas City Chiefs (95 yards)

**Punt Return for a Touchdown**

By Redskins: 10/26/08 Santana Moss at Detroit Lions (80 yards)  
 By Opponent: 12/8/13 Dexter McCluster vs. Kansas City Chiefs (74 yards)

**Blocked Punt**

By Redskins: 12/24/06 Vernon Fox at St. Louis Rams  
 By Opponent: 9/7/14 Alfred Blue at Houston Texans

**Missed Extra Point Attempt**

By Redskins: 9/7/14 Kai Forbath at Houston Texans (blocked)  
 By Opponent: 12/24/11 Ryan Longwell vs. Minnesota Vikings

**Blocked Field Goal Attempt**

By Redskins: 11/4/12 DeAngelo Hall vs. Carolina Panthers  
 By Opponent: 11/3/13 Lawrence Guy (1) & Corey Liuget (1) vs. San Diego Chargers

**Blocked Field Goal returned for a TD**

By Redskins: 9/24/72 Mike Bass vs. St. Louis Cardinals (32 yards)  
 By Opponent: 1/8/00 Ron Rice vs. Detroit Lions (94 yards)

**Individual with Five or More Field Goals**

By Redskins: 11/4/07 Shaun Suisham at New York Jets (5)  
 By Opponent: 9/26/11 Dan Bailey at Dallas Cowboys (6)

**Individual with Four or More Field Goals**

By Redskins: 9/9/12 Billy Cundiff at New Orleans Saints (4)  
 By Opponent: 10/14/12 Blair Walsh vs. Minnesota Vikings (4)

**Individual with Three or More Field Goals**

By Redskins: 12/22/13 Kai Forbath vs. Dallas Cowboys (3)  
 By Opponent: 12/3/12 Lawrence Tynes vs. New York Giants (3)

**Individual with 70-yard or More Punt**

By Redskins: 12/15/02 Craig Jarrett at Philadelphia Eagles (74 yards)  
 By Opponent: 11/17/13 Donnie Jones at Philadelphia Eagles (70 yards)

**Individual with 60-yard or More Punt**

By Redskins: 9/14/14 Tress Way vs. Jacksonville Jaguars (61 yards)  
 By Opponent: 9/7/14 Shane Lechler at Houston Texans (60 yards)

**Individual with 50-yard or More Field Goal**

By Redskins: 12/8/13 Kai Forbath vs. Kansas City Chiefs (50 yards)  
 By Opponent: 12/15/13 Matt Bryant at Atlanta Falcons (51 yards)

**Back to Back Kickoff Returns for Touchdowns**

By Redskins: 9/23/73 Herb Mul-Key at St. Louis Cardinals (97 yards)  
 By Opponent: 9/23/73 Don Shy at St. Louis Cardinals (97 yards)

**Blocked Punt, Returned for Touchdown**

By Redskins: 11/7/04 Walt Harris at Detroit Lions (13 yards)  
 By Opponent: 9/7/14 Alfred Blue at Houston Texans (5 yards)

**No Punts**

By Redskins: 11/5/00 loss at Arizona Cardinals, 16-15  
 By Opponent: 9/30/62 win vs. St. Louis Cardinals, 24-14





## 2014 REDSKINS BIOS

# STAFF BIOS



## JAY GRUDEN

HEAD COACH

11TH NFL SEASON // 1ST WITH REDSKINS

Jay Gruden was named the 29th head coach of the Washington Redskins on January 9, 2014.

Excluding interim coaches, Gruden, 46, became the team's youngest head coaching hire since hiring eventual Pro Football Hall of Famer Joe Gibbs at 40 years of age in 1981. He became the first Redskins coach hired directly from an offensive coordinator role on another team since Norv Turner in 1994.

Before joining the Redskins, Gruden spent his previous three seasons as offensive coordinator for the Cincinnati Bengals. In his tenure in Cincinnati, the Bengals averaged 10 wins a season, making three consecutive playoff appearances and earning an AFC North championship in 2013. Members of the Bengals' offense accounted for seven Pro Bowl selections in his three seasons in Cincinnati.

Gruden was tasked with the development of quarterback Andy Dalton, a 2011 second-round pick. In three seasons together, Gruden helped Dalton to a 30-18 regular season record as a starter (.625), as Dalton's 30 wins in that time frame ranked tied for fifth-most among NFL quarterbacks. Dalton's 80 passing touchdowns rank third-most in NFL history for a quarterback in his first three seasons, trailing only Dan Marino (98) and Peyton Manning (85).

Prior to joining the Bengals, Gruden served two years with the Florida Tuskers of the United Football League from 2009-10. In 2009, Gruden served as offensive coordinator under current Redskins defensive coordinator Jim Haslett as the Tuskers compiled a 6-0 regular season record and earned a UFL championship game berth. In 2010, he assumed the roles of head coach and general manager and led the Tuskers to their second consecutive championship game appearance.

Gruden coached for seven seasons (2002-08) with the Tampa Bay Buccaneers, earning a Super Bowl championship ring as an offensive assistant in 2002. There he worked under his brother, Jon, then the Bucs' head coach, and current Redskins Executive Vice President/General Manager Bruce Allen, the Bucs' general manager from 2004-08. Gruden helped guide the Buccaneers to the team's first league championship, a 48-21 victory in Super Bowl XXXVII.

Gruden also ranks among the most outstanding players and coaches in the history of the Arena Football League, having won six combined league championships – four as a quarterback and two as a head coach. Gruden played quarterback (2002-03) and served as head coach (2004-08) of the AFL's Orlando Predators, all while simultaneously working as an offensive assistant with the Buccaneers. In all, Gruden served as head coach of the Predators for nine seasons (1998-2001 and 2004-08), leading the Predators to four championship game appearances and two league titles as a coach. During a two-year hiatus from coaching the Predators in 2002-03, he returned to the playing field as Orlando's quarterback, leading the Predators to playoff appearances in both seasons.

In his eight seasons as a player in the AFL, Gruden completed 1,673-of-2,775 passes (60.3 percent) for 21,578 yards with 398 touchdowns and 99 interceptions. In addition to his time with Orlando, he spent six seasons (1991-96) at quarterback for the Tampa Bay Storm, winning four AFL titles and being named MVP of ArenaBowl VII in 1993. He was also named the 1992 AFL Most Valuable Player and was honored with induction into the AFL Hall of Fame in 1999.

Gruden played quarterback for four seasons for former Redskins draft pick Howard Schnellenberger at the University of Louisville (1985-88) and was a two-time team MVP.

Gruden was born March 4, 1967 in Tiffin, Ohio. He and his wife, Sherry, have three sons — J.J., Joey and Jack.

## GRUDEN FOOTBALL HISTORY

|                     |                       |                            |
|---------------------|-----------------------|----------------------------|
| 1985-88             | Quarterback           | University of Louisville   |
| 1989                | Student Assistant     | University of Louisville   |
| 1990                | Quarterback           | Barcelona Dragons (WLAF)   |
| 1990                | Quarterback           | Sacramento Surge (WLAF)    |
| 1990-91             | Graduate Assistant    | University of Louisville   |
| 1991-96             | Quarterback           | Tampa Bay Storm (AFL)      |
| 1997                | Offensive Coordinator | Nashville Kats (AFL)       |
| 1998-2001           | Head Coach            | Orlando Predators (AFL)    |
| 2002-08*            | Offensive Assistant   | Tampa Bay Buccaneers       |
| 2002-03*            | Quarterback           | Orlando Predators          |
| 2004-08*            | Head Coach            | Orlando Predators          |
| 2009                | Offensive Coordinator | Florida Tuskers (UFL)      |
| 2010                | Head Coach            | Florida Tuskers            |
| 2011-13             | Offensive Coordinator | Cincinnati Bengals         |
| <b>2014-Present</b> | <b>Head Coach</b>     | <b>Washington Redskins</b> |

\*Held jobs concurrently

## REDSKINS COACHING HISTORY

The Washington Redskins have had 28 different head coaches preside over 29 head coaching tenures in team history.

|     |                             |                |
|-----|-----------------------------|----------------|
| 1.  | Lud Wray                    | 1932           |
| 2.  | Lone Star Dietz             | 1933-34        |
| 3.  | Eddie Casey                 | 1935           |
| 4.  | <b>Ray Flaherty</b>         | <b>1936-42</b> |
| 5.  | Arthur "Dutch" Bergman      | 1943           |
| 6.  | Dudley DeGroot              | 1944-45        |
| 7.  | <b>A.G. "Turk" Edwards</b>  | <b>1946-48</b> |
| 8.  | John Whelchel               | 1949           |
| 9.  | Herman Ball                 | 1949-51        |
| 10. | Dick Todd                   | 1951 (Interim) |
| 11. | <b>Earl "Curly" Lambeau</b> | <b>1952-53</b> |
| 12. | Joe Kuharich                | 1954-58        |
| 13. | Mike Nixon                  | 1959-60        |
| 14. | Bill McPeak                 | 1961-65        |
| 15. | <b>Otto Graham</b>          | <b>1966-68</b> |
| 16. | <b>Vince Lombardi</b>       | <b>1969</b>    |
| 17. | Bill Austin                 | 1970           |
| 18. | <b>George Allen</b>         | <b>1971-77</b> |
| 19. | Jack Pardee                 | 1978-80        |
| 20. | <b>Joe Gibbs**</b>          | <b>1981-92</b> |
| 21. | Richie Petitbon             | 1993           |
| 22. | Norv Turner                 | 1994-2000      |
| 23. | Terry Robiskie              | 2000 (Interim) |
| 24. | Marty Schottenheimer        | 2001           |
| 25. | Steve Spurrier              | 2002-03        |
| 26. | <b>Joe Gibbs**</b>          | <b>2004-07</b> |
| 27. | Jim Zorn                    | 2008-09        |
| 28. | Mike Shanahan               | 2010-13        |
| 29. | Jay Gruden                  | 2014           |

Pro Football Hall of Famers **bolded and italicized**.

\*\* Considered both the 20th and 26th head coach in franchise history



# STAFF BIOS

## THE GRUDEN FILE

### GRUDEN BY THE NUMBERS

**21,578**

Career passing yards in the AFL

**4,778**

Career postseason passing yards in the AFL, third-most all-time

**4,136**

Passing yards by the 2013 Bengals, a team record

**1999**

Year of induction into the AFL Hall of Fame

**430**

Points scored by the 2013 Bengals, third-most in Cincinnati history

**398**

Career AFL passing touchdowns

**84.0**

Percentage of goal-to-go drives culminating in TDs for the 2013 Bengals, tops in the NFL

**80**

Andy Dalton passing TDs under Gruden, third-most in an NFL player's first three years

**13**

Combined years as a quarterback in the NCAA, WLAF and AFL

**10**

NFL seasons coaching with the Buccaneers (2002-08) and Bengals (2011-13)

**6**

Arena Bowl championships (four as a player, two as a coach)

**5**

NFL teams, including Gruden's Bengals, to make three playoff appearances from 2011-13

**4**

Ranking by the AFL on its 2012 list of the league's 25 Greatest Players



### AFL HALL OF FAMER - CAREER STATS

| Year         | Team              | PASSING     |             |             |              |              |            |           | RUSHING   |            |          |
|--------------|-------------------|-------------|-------------|-------------|--------------|--------------|------------|-----------|-----------|------------|----------|
|              |                   | Comp        | Att         | Pct         | Yds          | Rating       | TD         | Int       | Att       | Yds        | TD       |
| 1991         | Tampa Bay Storm   | 127         | 199         | 63.8        | 1504         | 96.4         | 26         | 11        | 17        | 55         | 2        |
| 1992         | Tampa Bay Storm   | 188         | 305         | 61.6        | 2568         | 107.6        | 50         | 15        | 13        | 37         | 0        |
| 1993         | Tampa Bay Storm   | 187         | 312         | 59.9        | 2526         | 99.9         | 41         | 14        | 15        | 15         | 1        |
| 1994         | Tampa Bay Storm   | 206         | 368         | 56.0        | 2622         | 98.1         | 49         | 12        | 9         | 32         | 2        |
| 1995         | Tampa Bay Storm   | 198         | 352         | 56.3        | 2787         | 100.2        | 45         | 11        | 20        | 7          | 0        |
| 1996         | Tampa Bay Storm   | 274         | 443         | 61.9        | 3616         | 114.0        | 70         | 14        | 8         | -14        | 0        |
| 2002         | Orlando Predators | 310         | 501         | 61.9        | 3621         | 101.1        | 68         | 20        | 7         | -4         | 0        |
| 2003         | Orlando Predators | 183         | 295         | 62.0        | 2334         | 123.5        | 49         | 2         | 3         | 2          | 0        |
| <b>TOTAL</b> |                   | <b>1673</b> | <b>2775</b> | <b>60.3</b> | <b>21578</b> | <b>105.7</b> | <b>398</b> | <b>99</b> | <b>92</b> | <b>130</b> | <b>5</b> |

**HONORS:** Most Valuable Player (1992), First-Team All-Arena (1992), All-Star Game (1993), First-Team All-Arena (1995), 10th Anniversary Team (1996), AFL Hall of Fame Inductee (1999), All-ArenaBowl Team (1999), Second-Team 15th Anniversary Team (2001), 20 Greatest Players - No. 4 (2006), 25 Greatest Players - No. 4 (2012)

**ARENABOWL APPEARANCES:** ArenaBowl V Champion (Quarterback, Tampa Bay Storm, 1991), ArenaBowl VII Champion\* (Quarterback, Tampa Bay Storm, 1993), ArenaBowl IX Champion (Quarterback, Tampa Bay Storm, 1995), ArenaBowl X Champion (Quarterback, Tampa Bay Storm, 1996), ArenaBowl XII Champion (Head Coach, Orlando Predators, 1998), ArenaBowl XIII Runner-up (Head Coach, Orlando Predators, 1999), ArenaBowl XIV Champion (Head Coach, Orlando Predators, 2000), ArenaBowl XX Runner-up (Head Coach, Orlando Predators, 2006)

\* Named ArenaBowl VII Most Valuable Player

**AFL COACHING RECORD:** 93-61 (.604)

# STAFF BIOS



## SEAN MCVAY

### OFFENSIVE COORDINATOR

6TH NFL SEASON // 5TH WITH REDSKINS

Sean McVay was named the Redskins' offensive coordinator on January 15, 2014. McVay enters the 2014 season in his new role after three seasons as the team's tight ends coach (2011-13) and one as an offensive assistant (2010).

In 2013, McVay was instrumental in the development of rookie tight end Jordan Reed, who compiled 45 receptions for 499 yards – both Redskins' single-season rookie tight end records – despite Reed playing in only nine games. Under McVay's tutelage, Reed joined Chris Cooley (2004) as the only Redskins tight ends named to the PFWA All-Rookie Team. In addition, McVay helped tight end Logan Paulsen from an undrafted free agent into a 30-game starter from 2010-13, with Paulsen increasing his reception totals each season.

During Washington's NFC East championship season in 2012, McVay's unit produced despite losing starting tight end Fred Davis to a torn Achilles tendon in Week 7. Davis had led the team in both receptions (24) and receiving yards (325) through seven games before being placed on the Reserve/Injured list. McVay guided a unit that provided reliable receiving options on top of contributing significantly as blockers to the Redskins' league-leading 2,709 rushing yards.

In 2011, McVay played an integral role in Davis' emergence, as the then-fourth-year tight end surpassed his previous career highs despite playing in only 12 games. Davis caught 59 passes for 796 yards, the second-highest total on the team in both categories. Before missing the final four games of the season, Davis was on pace to set a franchise record in receiving yards by a tight end and was on pace to post the first 1,000-yard receiving season by a tight end in Redskins history.

McVay served as an offensive assistant to the Redskins in 2010, in addition to working with the tight ends during the final four weeks of the season following coach Jon Embree's departure. The Redskins offense ranked eighth in the NFL in passing yards per game (244.6) and tight end Chris Cooley ranked second among NFL tight ends in receptions (77) and third in receiving yards (849). The offensive unit also set a franchise record for completions in a season (349), and registered a touchdown pass in 15 consecutive games for the first time in team history. The Redskins' offense led the NFL with nine completions of at least 50 yards, including one in four consecutive games for the first time since 1987.

McVay joined the Redskins prior to the 2010 season after an undefeated regular season with the Florida Tuskers of the United Football League (UFL), where current Redskins Defensive Coordinator Jim Haslett served as the head coach. The Tuskers finished a perfect 6-0 before losing in the UFL's inaugural championship game. McVay served as the Tuskers tight ends coach in addition to working closely with the team's running backs. McVay originally entered the National Football League as an offensive assistant with the Tampa Bay Buccaneers in 2008.

During his time in Tampa Bay, McVay worked closely with wide receiver Antonio Bryant, who recorded career highs in receptions (83), receiving yards (1,248), and touchdowns (seven), en route to winning The Sporting News Comeback Player of the Year Award.

McVay graduated from Miami University (Ohio) where he played wide receiver from 2004-07, earning Miami's Scholar-Athlete Award in 2007. His grandfather, John, served in various roles – including vice president/director of football operations from 1983-94 – for the San Francisco 49ers from 1979-95, overseeing five Super Bowl championship squads and earning induction into the 49ers Hall of Fame in 2013.

## MCVAY FOOTBALL HISTORY

|              |                       |                       |
|--------------|-----------------------|-----------------------|
| 2004-07      | Wide Receiver         | Miami University      |
| 2008         | Coaching Assistant    | Tampa Bay Buccaneers  |
| 2009         | Tight Ends Coach      | Florida Tuskers (UFL) |
| 2010         | Offensive Assistant   | Washington Redskins   |
| 2011-13      | Tight Ends Coach      | Washington Redskins   |
| 2014-Present | Offensive Coordinator | Washington Redskins   |



## JIM HASLETT

### DEFENSIVE COORDINATOR

30TH NFL SEASON // 5TH WITH REDSKINS

Jim Haslett, who has experienced success in all facets of the National Football League, including as a player, coordinator and head coach, enters his fourth season as the Redskins' defensive coordinator in 2014 after having joined the team on January 15, 2010. He is the only person to be recognized as a College Football Hall of Famer (2001), AP NFL Coach of the Year (2000) and AP Defensive Rookie of the Year (1979).

Haslett is a veteran of 29 NFL seasons, including nine as a player, 13 as an assistant coach and seven as a head coach. Upon joining the Redskins as the team's defensive coordinator prior to the 2010 season, he immediately began emphasizing the importance of turnovers after assuming control of a unit that had produced only 71 takeaways in a four-year span from 2006-09, the Redskins' lowest in a four-year timeframe since the 1970 merger. In Haslett's four years from 2010-13, the Redskins accumulated 105 takeaways, the team's highest four-year total since recording 110 across the 2002-05 seasons.

In 2012, Haslett and his staff sent three linebackers to the Pro Bowl, including second-team All Pro London Fletcher, who won the NFC Defensive Player of the Month award for December. Haslett's unit was in the top five in the NFL in takeaways, rushing yards allowed and passes defended in 2012 despite losing two starters for the season in Week 2. The Redskins finished fourth in the NFC and tied for fifth in the NFL with 31 takeaways. The Redskins' 31 takeaways were the team's most since registering 34 in 2001. The Redskins had seven games in which they registered two or more interceptions for the first time since 1999, coincidentally the last time they were crowned NFC East division champs until 2012. The Redskins finished the season as one of seven teams in the league to allow fewer than 100 rushing yards per game (95.8), ranking third in the NFC, fifth in the NFL and 11th-best in team history.

In 2011, Haslett's defense vastly improved in its second year in a 3-4 scheme, finishing as the 13th-ranked defense in the league after ranking 31st in 2010. His defensive secondary also improved to 12th in the NFL in passing yards allowed per game (222.1) after ranking 31st (261.7) in 2010. His unit produced 41 sacks in 2011, the most for the Redskins since 2000 (45).

Haslett was instrumental in helping transition veteran defensive lineman Barry Cofield from a 4-3 defensive tackle to the nose tackle position as well as help transition rookie linebacker Ryan Kerrigan to a two-point stance after playing defensive end throughout college at Purdue. His tutelage of Kerrigan paid dividends instantly, as the rookie caused a turnover in three of his first four career NFL games (one interception vs. NYG, and a forced fumble in games at DAL and at STL) and was named the NFL's Defensive Rookie of the Month for September. With Haslett's revamped defensive line of Cofield, free agent acquisition Stephen Bowen and a career-best season from Adam Carriker, linebacker London Fletcher amassed an NFL-high and career-high 166 tackles in 2011. Fletcher was also named to

# STAFF BIOS

the Associated Press 2011 NFL All-Pro Team.

In 2010, Haslett transitioned the Redskins into a 3-4 scheme, a move that helped the team increase its takeaways. The Redskins' 27 takeaways and 14 interceptions were both the team's highest total since 2005. His unit produced three Pro Bowlers, Fletcher, linebacker Brian Orakpo and cornerback DeAngelo Hall, with Hall being named the game's Most Valuable Player. Hall tied a career high with six interceptions in 2010, including an NFL record-tying four-interception performance at Chicago in Week 7. Haslett's scheme helped Orakpo become one of the league's predominant edge rushers, as Orakpo became the first Redskins player ever selected to Pro Bowls in each of his first two seasons.

Haslett served as the head coach for the New Orleans Saints from 2000-05 and was the interim head coach for the St. Louis Rams for a portion of the 2008 season. Haslett previously served as defensive coordinator of the New Orleans Saints in 1996, the Pittsburgh Steelers from 1997-99 and the St. Louis Rams in 2006, 2007, and for the first four games of 2008 before being elevated to head coach. Haslett spent the 2009 season coaching the UFL's Florida Tuskers, which he led to a perfect 6-0 regular season record and a championship game appearance and earning UFL Coach of the Year honors.

During Haslett's first head coaching stint, the Saints were 42-38 during his first five seasons, including one NFC West Championship, with just one losing season (7-9 in 2001). He was a unanimous selection as Associated Press NFL Coach of the Year in 2000, when he led the Saints to their first playoff victory in franchise history. He was also honored as NFL Coach of the Year by The Sporting News and Pro Football Weekly.

Prior to becoming the Saints' head coach, Haslett made his mark as defensive coordinator in Pittsburgh, where he helped the Steelers win the AFC Central division in 1997. In his three years there, Haslett guided his defense to NFL rankings of sixth, 12th, and 11th, respectively. The units were particularly stout against the run, leading the league twice, and finishing third once, in rushing yards allowed per attempt. Linebacker Chad Brown, linebacker Levon Kirkland (twice), safety Carnell Lake (twice), defensive tackle Joel Steed and cornerback Rod Woodson all earned Pro Bowl selections under Haslett's watch.

Haslett began his NFL coaching career as the Los Angeles Raiders' linebackers coach in 1993. After two seasons there, he took the same role in New Orleans in 1996, before being promoted to defensive coordinator in 1997. Haslett also served as defensive coordinator for the World League of American Football's Sacramento Surge (1991-92) and the University at Buffalo (1989-90), where he joined the coaching profession in 1988 as linebackers coach.

Haslett originally entered the NFL as a second-round draft choice of the Buffalo Bills in 1979. As an inside linebacker, he would go on to win Associated Press Defensive Rookie of the Year that season and followed it up with an All-Pro selection in 1980. He played seven seasons for the Bills (1979-85) and was later named to the franchise's Silver Anniversary Team. Haslett finished his playing career with the New York Jets in 1987.

Haslett was born December 9, 1955, in Pittsburgh, where he attended Avalon High School. He played collegiately at Indiana University of Pennsylvania, where he was a four-time Little All-America selection, playing defensive end and linebacker. He was inducted into the College Football Hall of Fame in 2001.

Haslett is married to his wife, Beth, with whom he has three children. His oldest daughter, Kelsey, is a Clemson graduate. His son, Chase, is a quarterback at Indiana University of Pennsylvania, and his youngest daughter, Libby, is entering her freshman year of college. The family currently resides in Ashburn, Va.

## HASLETT FOOTBALL HISTORY

|                     |                              |                            |
|---------------------|------------------------------|----------------------------|
| 1979-86             | Linebacker                   | Buffalo Bills              |
| 1987                | Linebacker                   | New York Jets              |
| 1988                | Linebackers Coach            | University at Buffalo      |
| 1989-90             | Defensive Coordinator        | University at Buffalo      |
| 1991-92             | Defensive Coordinator        | Sacramento Surge (WLAFL)   |
| 1993-94             | Linebackers Coach            | Los Angeles Raiders        |
| 1995                | Linebackers Coach            | New Orleans Saints         |
| 1996                | Defensive Coordinator        | New Orleans Saints         |
| 1997-99             | Defensive Coordinator        | Pittsburgh Steelers        |
| 2000-05             | Head Coach                   | New Orleans Saints         |
| 2006-08             | Defensive Coordinator        | St. Louis Rams             |
| 2008                | Head Coach                   | St. Louis Rams             |
| 2009                | Head Coach                   | Florida Tuskers (UFL)      |
| <b>2010-Present</b> | <b>Defensive Coordinator</b> | <b>Washington Redskins</b> |



## BEN KOTWICA

SPECIAL TEAMS  
COORDINATOR

8TH NFL SEASON // 1ST WITH REDSKINS

Ben Kotwica was named as the Redskins' special teams coordinator on January 15, 2014.

Kotwica is entering his eighth NFL season after spending the first seven years of his NFL career in various coaching capacities with the New York Jets. Before assuming the role of coordinator in 2013, Kotwica assisted with the Jets' special teams in multiple roles across the 2007-12 seasons.

The Jets accounted for 10 combined kick and punt return touchdowns during his time as an assistant, tied for most in the AFC and tied for second-most in the NFL. The Jets averaged a league-best 24.6 yards per kick return in those six seasons and had a kick returner finish in the Top 5 in the NFL in kick return four times (Joe McKnight, 2012; Joe McKnight, 2011; Brad Smith, 2010; and Leon Washington, 2007). Kotwica helped Leon Washington earn his first career Pro Bowl berth as a kick returner following the 2008 season.

In addition to his football career, Kotwica's background includes his time as a decorated officer who spent eight years in the United States Army after graduating from the United States Military Academy at West Point. His military career included operations in Bosnia-Herzegovina, Korea and Iraq.

Kotwica was commissioned as a 2nd Lieutenant in the Aviation Branch of the Army and was selected to fly the AH-64 Apache Longbow, the world's best attack helicopter. He was an Attack Helicopter Platoon Leader in support of the 82nd Airborne Division from 1998-2001, where he was responsible for the health and welfare of 20 soldiers.

In 2000, Kotwica deployed to Bosnia-Herzegovina for eight months before returning to the states to attend the Aviation Captain Career course. He completed the course in the top 10 percent of his class. Two years later, he returned overseas to Camp Page, Korea where he served as a Military Intelligence Officer for six months. In early 2003, he was selected to serve as the Battalion Executive Officer for a unit comprised of more than 300 soldiers, 24 attack helicopters and more than \$400 million worth of equipment.

In January 2004, he briefly returned to Fort Hood, Texas to serve as the Training Officer for the 1st Cavalry Division. Two months later, he deployed in support of Operation Iraqi Freedom II, serving as a Combat Attack Helicopter Commander and flying more than 1,000 combat hours in support of five maneuver Brigades within the 1st Cavalry Division. His missions included convoy security operations; VIP escorts for former President George W. Bush, former Secretary of Defense Donald Rumsfeld and

# STAFF BIOS

former Secretary of State Condoleezza Rice; and search and destroy missions to suppress insurgent activities.


During his service, Kotwica was awarded with the Army Achievement Medal, the Army Commendation Medal, the Meritorious Service Medal and the Bronze Star.

Kotwica played at Army from 1993-96 and was a three-year starter at linebacker. He was the captain of the only 10-win team in Army history, leading the Black Knights to a 10-2 record and the program's most recent Commander-in-Chief's Trophy in 1996.

Kotwica and his wife, Christina, have four children: daughters, Analyssa and Arianna, and sons, Christian and Brayden.

## KOTWICA FOOTBALL HISTORY

|                     |   |                                |
|---------------------|---|--------------------------------|
| 1993-96             | Linebacker                              | United States Military Academy |
| 2005-06             | Defensive Coordinator                   | USMA Prep School               |
| 2007-08             | Quality Control – Defense/Special Teams | New York Jets                  |
| 2009-12             | Assistant Special Teams Coach           | New York Jets                  |
| 2013                | Special Teams Coordinator               | New York Jets                  |
| <b>2014-Present</b> | <b>Special Teams Coordinator</b>        | <b>Washington Redskins</b>     |



## BRIAN BAKER

### OUTSIDE LINEBACKERS

19TH NFL SEASON // 1ST WITH REDSKINS

Brian Baker was named the Redskins' outside linebackers coach on January 15, 2014.

Baker joined the Redskins with 30 years of coaching experience to his credit, the last 18 at the NFL level. Prior to coming to Washington, he served as the Cleveland Browns' outside linebackers coach, helping the Browns finish third in the AFC and ninth in the NFL in total defense (332.4 yards per game).

Baker spent the 2011-12 seasons as the defensive line coach with the Dallas Cowboys. Under Baker, nose tackle Jay Ratliff earned a Pro Bowl selection in 2012, and Baker also contributed to the Pro Bowl selections of linebackers DeMarcus Ware and Anthony Spencer as part of his responsibilities overseeing the pass rush.

Prior to his time in Dallas, Baker spent two seasons as the Carolina Panthers' defensive line coach from 2009-10. In 2010, defensive end Charles Johnson led the Panthers with 11.5 sacks, tied for the fourth-most in the NFL. In 2009, defensive end Julius Peppers led the team with 10.5 sacks en route to a Pro Bowl selection.

Baker spent three seasons coaching the St. Louis Rams' defensive line alongside current Redskins Defensive Coordinator Jim Haslett in 2006-08. In 2008, his unit notched 20 of the team's 30 sacks. In 2006, defensive end Leonard Little tied for fifth in the league with 13.0 sacks, while defensive tackle La'Roi Glover finished sixth among NFC defensive tackles with 5.5 sacks.

From 2001-05, Baker worked in various capacities for the Minnesota Vikings, serving as defensive line coach in 2001 and 2004-05 and as linebackers coach from 2002-03. He helped defensive tackle Kevin Williams earn his first of six Pro Bowl selections following the 2004 season. That season, Williams recorded a career-best 11.5 sacks and was selected to the AP All-Pro team. Along with Williams, defensive end Lance Johnstone totaled 11 sacks in 2004 to give the Vikings the third-most prolific sack duo in the league that year with 22.5.

Baker was the Detroit Lions' defensive line coach from 1997-2000, helping defensive linemen Robert Porcher (1997 and 1999) and Luther Elliss (1999 and 2000) earn Pro Bowl selections. In 1999, Porcher registered 15

sacks, the most by any Lion in a single-season since sacks became official in 1982.

Baker made his NFL coaching debut as the defensive line coach with the San Diego Chargers in 1996 after spending 12 years on the collegiate level. He had stints at Georgia Tech (1987-95), Army (1986) and Maryland (1984-85). While with Georgia Tech, the Yellow Jackets claimed the 1990 National Championship as the nation's only unbeaten team with an 11-0-1 record.

A native of Baltimore, Baker played outside linebacker at the University of Maryland from 1980-83 and helped the Terps win the Atlantic Coast Conference in 1983. After his playing career, he helped coach outside linebackers as a student coach and graduate assistant from 1984-85 and earned a degree in marketing in 1985. Baker and his wife, Nevada, have three daughters, Nicole, Jade and Jasmine.

## BAKER FOOTBALL HISTORY

|                     |   |                            |
|---------------------|---|----------------------------|
| 1984                | Student Coach                           | Maryland                   |
| 1985                | Graduate Assistant                      | Maryland                   |
| 1986                | Fullbacks Coach                         | Army                       |
| 1987-94             | Linebackers Coach                       | Georgia Tech               |
| 1995                | Defensive Coordinator/Linebackers Coach | Georgia Tech               |
| 1996                | Defensive Line Coach                    | San Diego Chargers         |
| 1997-2000           | Defensive Line Coach                    | Detroit Lions              |
| 2001                | Defensive Line Coach                    | Minnesota Vikings          |
| 2002-03             | Linebackers Coach                       | Minnesota Vikings          |
| 2004-05             | Defensive Line Coach                    | Minnesota Vikings          |
| 2006-08             | Defensive Line Coach                    | St. Louis Rams             |
| 2009-10             | Defensive Line Coach                    | Carolina Panthers          |
| 2011-12             | Defensive Line Coach                    | Dallas Cowboys             |
| 2013                | Outside Linebackers Coach               | Cleveland Browns           |
| <b>2014-Present</b> | <b>Outside Linebackers Coach</b>        | <b>Washington Redskins</b> |



## BRADFORD BANTA

### ASSISTANT SPECIAL TEAMS

18TH NFL SEASON // 1ST WITH REDSKINS

Bradford Banta was named the Redskins' assistant special teams coach on February 4, 2014.

Prior to joining the Redskins, Banta spent six seasons with the Detroit Lions in various coaching capacities. From 2012-13, Banta served as the Lions' assistant linebackers coach. Under his guidance in 2012, the Lions linebacker corps of Stephen Tulloch, Justin Durant and DeAndre Levy led the Lions in total tackles, finishing with 112, 103 and 81, respectively. In 2013, he contributed to a breakout season for Levy, who led all NFL linebackers with six interceptions.

Banta served as the Lions' assistant special teams coach for four seasons from 2008-11. Banta helped John Wendling tie for first in the NFL in special teams tackles over the 2010-12 seasons (51). Under Banta in 2011, kicker Jason Hanson finished with 126 points, the fourth-best single-season total in Lions history, and Hanson's five 50-yard field goals made him the first player in NFL history to kick 50 50-yard field goals in his career.

In 2010, the Lions' kick return unit was the third-most improved unit in the NFL in kickoff return average with 3.5 more yards per return than in 2009. Detroit also had the NFL's 10th-most significant improvement in punt return average in 2010 (8.8 avg. in 2009, 12.1 avg. in 2010). Detroit had the fourth-most improved kickoff coverage unit, allowing an average of 2.7 less yards per each kick return in 2010.

# STAFF BIOS

Before joining the Lions as a coach in 2008, Banta spent the 2007 season as a tight ends coach for the University of Tennessee-Chattanooga.

After being drafted by the Indianapolis Colts in the fourth round of the 1994 NFL Draft, Banta spent six seasons with the Colts and established himself as one of the league's best long snappers. He joined the New York Jets for the 2000 season before playing three seasons with the Detroit Lions from 2001-03. He finished his 11-year playing career with Buffalo in 2004.

Upon his retirement from the NFL, Banta worked with George Wright Construction, as a supervisor, for a year and in Chase's Home Financial Division for nearly two years in Chattanooga, Tenn.

Banta was a two-year starter at tight end at the University of Southern California (1989-93) as well as a four-time letter-winner. He earned Honorable Mention All-Pac 10 Conference honors as a junior and senior and received his bachelor's degree in communications with a minor in sociology in 1993.

A native of Baton Rouge, La., Banta was a Parade All-American as a senior at University High School and helped them to the state championship (1988) while playing tight end and linebacker. He and his wife, Amy, have three children.

## BANTA FOOTBALL HISTORY

|                     |                                      |                                     |
|---------------------|--------------------------------------|-------------------------------------|
| 1989-93             | Tight End                            | University of Southern California   |
| 1994-99             | Tight End/Long Snapper               | Indianapolis Colts                  |
| 2000                | Tight End/Long Snapper               | New York Jets                       |
| 2001-03             | Tight End/Long Snapper               | Detroit Lions                       |
| 2004                | Tight End/Long Snapper               | Buffalo Bills                       |
| 2007                | Tight Ends Coach                     | University of Tennessee-Chattanooga |
| 2008-11             | Assistant Special Teams Coach        | Detroit Lions                       |
| 2012-13             | Assistant Linebackers Coach          | Detroit Lions                       |
| <b>2014-Present</b> | <b>Assistant Special Teams Coach</b> | <b>Washington Redskins</b>          |



## MALCOLM BLACKEN

DIRECTOR OF  
PLAYER DEVELOPMENT

17TH NFL SEASON // 8TH WITH REDSKINS

Malcolm Blacken enters his second season as the Redskins' Director of Player Development in 2014 after being named to the position on March 13, 2013.

Blacken's hiring served to start his third stint with Washington, having previously served as a strength and conditioning coach for the Redskins on two previous occasions (1996-2000 and 2010). In his last season in Washington in 2010, Blacken was responsible for assisting Ray Wright in all aspects of the Redskins' strength and conditioning program.

From 2011-12, Blacken served as the Director of Speed, Strength & Conditioning for the University of Colorado. He worked directly with the football program on a day-to-day basis while overseeing the speed, strength and conditioning needs of all 16 of Colorado's varsity programs.

In between his first two stops in Washington, Blacken spent nine years as Detroit Lions' strength and conditioning coach from 2001-09. Blacken was an assistant strength coach for the University of Virginia's football program in 1995 and worked with all other sports in the Cavaliers' athletic department as well. For three years (1992-94), Blacken served as the head strength and conditioning coach for George Mason University, where he oversaw the program for all of the university's varsity sports.

Blacken began his coaching career at the University of South Carolina in 1990-91 as the football program's assistant strength and conditioning coach.

Blacken graduated from Virginia Tech in 1989 with bachelor's degrees in art and physical education. He was a Hokies running back from 1984-88 and was a four-time letter winner. While at Virginia Tech, Blacken was a two-time winner of the Super Iron Hokie Award (1987-88), which is given yearly to the football program's strongest player at each position.

Off the field, Blacken is an accomplished artist whose paintings have been displayed across the country. Recently, he participated in the 2014 NFLPA Smocks & Jocks Jazz Brunch and Art Auction during Super Bowl Week in New York City. More about Blacken's art can be accessed by visiting ArtByMalcolm.com.



## JACOB BURNEY

DEFENSIVE LINE

20TH NFL SEASON // 5TH WITH REDSKINS

Jacob Burney enters his fifth season with the Washington Redskins in 2014 after being named the Redskins' defensive line coach on January 21, 2010.

In 2013, despite shuffling through defensive ends because of injuries and a suspension, Burney oversaw a group that helped the Redskins rank as the fourth-best in the NFL on third downs (34.0 percent). His unit was particularly disruptive in the run game, tying for second in the NFL in negative rushing plays forced (72).

In 2012, Burney's line helped the defense hold opponents to 95.8 rushing yards per game, which ranked fifth in the NFL and was the 11th-best figure in team history. Nose tackle Barry Cofield had a team-best 35 quarterback pressures/hits as credited by the coaching staff. Cofield and defensive end Stephen Bowen were both voted as defensive captains at midseason, after which point the team concluded with a seven-game winning streak and its first NFC East title since 1999.

In 2011, Burney's defensive line surpassed their full-season sack output from 2010 (9.0) by Week 7, finishing with 18.0 sacks on the year. The line accounted for 44 percent of the team's 41 sacks that season compared to 31 percent of the team's 29 sacks from 2010. The defensive line helped make the Redskins' pass rush one of the most multi-faceted threats in the NFL in 2011. With defensive ends Stephen Bowen (6.0) and Carriker's (5.5) sack totals combined with linebackers Ryan Kerrigan (7.5) and Brian Orakpo (9.0), the Redskins were one of only three NFL teams to have four players with at least 5.5 sacks on the season.

Burney's unit helped the overall defense improve to the 13th-ranked defense in the league from 31st a year before. Carriker's 5.5 sacks in 2011 surpassed his combined total of 3.5 sacks during his first four seasons in the NFL. Cofield, playing at nose tackle for the first time in his career, led all interior linemen with eight pass deflections, while helping free up linebacker London Fletcher to lead the league in tackles with a career-high 166.

In 2010, Burney's defensive line occupied offensive linemen to help free Orakpo and Fletcher to make plays en route to Pro Bowl appearances. His unit helped hold eventual Super Bowl champion Green Bay to 13 points in a Week 5 overtime win, Green Bay's lowest output of the season.

Prior to coming to Washington, Burney spent seven seasons in Denver (2002-08), following stints with Carolina (1999-2001) and Cleveland/Baltimore (1994-98).

Over the course of Burney's seven years in Denver, the Broncos allowed the 10th-fewest yards and 12th-fewest rushing yards in the NFL. They ranked in the top five in rush defense three times during that span.

In 2007, Burney's group recorded nine takeaways (seven fumble recoveries and two interceptions), which led the AFC and ranked second in the NFL among defensive lines. He was instrumental in the development of 2006 fourth-round draft pick Elvis Dumervil, who recorded 26 sacks over his first three seasons, including 12.5 in 2007, his first year as a starter. That

# STAFF BIOS

total was sixth in the league and Dumervil's four takeaways tied for the most among NFL defensive linemen.

Burney coached defensive ends in 2006 when Denver was one of just three NFL clubs to have a trio of defensive ends register at least six sacks. In 2005, Denver finished 13-3 en route to an AFC West division title, thanks in large part to a run defense that surrendered just 85.2 yards per game, the second-best mark in the NFL. Twice that season the Broncos held opponents to less than 20 yards rushing in a game.

Burney's 2004 defensive line helped the Denver defense rank fourth overall and fourth against the run. Defensive end Reggie Hayward racked up a career-high 10.5 sacks, a figure that ranked third in the AFC that season. The year prior, in 2003, Denver also ranked fourth in the league in overall defense, while defensive end Bertrand Berry racked up a career-high 11.5 sacks and fellow defensive ends Hayward and Trevor Pryce had 8.5 apiece. Pryce was a Pro Bowl selection in 2002 in leading a defense that finished sixth overall in the league and fourth against the run.

In Burney's final two seasons in Carolina (2000-01), the Panthers registered 74 takeaways, which was the fourth-highest total in the league over that period. In 2001, defensive end Mike Rucker registered a career-high and team-leading nine sacks.

Before joining Carolina, Burney spent five seasons with Cleveland/Baltimore as defensive line coach. In his first year with the Browns in 1994, he oversaw a defensive line that helped their defense surrender only 204 points (12.75 per game), nine rushing touchdowns and 3.6 yards per rush attempt. In his final season with the franchise, in Baltimore in 1998, Burney helped develop defensive end Michael McCrary into a Pro Bowl starter, while the defense ranked sixth in the league.

Before entering the professional coaching ranks, Burney spent 11 years coaching on the college level, including stops at New Mexico (1983-86), Tulsa (1987), Mississippi State (1988), Wisconsin (1989), UCLA (1990-92) and Tennessee (1993). He coached the defensive line at each stop, except for Mississippi State where he tutored the inside linebackers.

Burney was a three-time All-Southern Conference selection at Tennessee-Chattanooga, where he earned a bachelor's degree in 1981. A native of Chattanooga, Burney was born Jan. 24, 1959. He and his wife, Madrinna Patton, have two sons: Jacob, who was a four-year letter winner at Bucknell (2002-05) and Benjamin, who was an honorable mention All-Big 12 cornerback as a senior at Colorado in 2009.

## BURNEY FOOTBALL HISTORY

|                     |                             |                                   |
|---------------------|-----------------------------|-----------------------------------|
| 1978-80             | Defensive Lineman           | Tennessee-Chattanooga             |
| 1983-86             | Defensive Line Coach        | New Mexico                        |
| 1987                | Defensive Line Coach        | Tulsa                             |
| 1988                | Inside Linebackers Coach    | Mississippi State                 |
| 1989                | Defensive Line Coach        | Wisconsin                         |
| 1990-92             | Defensive Line Coach        | UCLA                              |
| 1993                | Defensive Line Coach        | University of Tennessee           |
| 1994-98             | Defensive Line Coach        | Cleveland Browns/Baltimore Ravens |
| 1999-2001           | Defensive Line Coach        | Carolina Panthers                 |
| 2002-04             | Defensive Line Coach        | Denver Broncos                    |
| 2005-06             | Defensive Line/Ends Coach   | Denver Broncos                    |
| 2007-08             | Defensive Line Coach        | Denver Broncos                    |
| <b>2010-Present</b> | <b>Defensive Line Coach</b> | <b>Washington Redskins</b>        |



## SHANE DAY

ASSISTANT OFFENSIVE LINE

6TH NFL SEASON // 1ST WITH REDSKINS

Shane Day joined the Redskins as an assistant offensive line coach on February 4, 2014.

Day joins the Redskins with 13 years of coaching experience across the high school, collegiate and professional levels. He spent the 2012-13 seasons as the quarterbacks coach for the University of Connecticut. In 2013, Day helped the Huskies reverse an 0-9 start to the season, helping the team throw for seven touchdowns to only one interception in a three-game winning streak to close the season after adding play-calling duties.

Day is a veteran of five NFL seasons, having assisted the San Francisco 49ers in a quality control role from 2007-09 and coaching quarterbacks for the Chicago Bears from 2010-11. As a member of the Bears' staff, Day helped the Bears to an 11-5 record in 2010, securing an NFC North championship and an NFC Championship Game appearance. He worked alongside offensive coordinator and former NFL head coach Mike Martz during his time in Chicago.

Prior to his time with the Bears, Day spent three seasons with the San Francisco 49ers, helping the team's quarterbacks in 2007, running backs in 2008 and offensive line in 2009. During Day's time in San Francisco, running back Frank Gore gained 3,258 rushing yards, fifth-most in the NFL in that three-year span.

Day was an offensive quality control coach at Michigan in 2005-06. Among his duties in Ann Arbor were the evaluation of quarterback recruits and the development of the quarterbacks already in the program. Day helped the Wolverines earn a berth in the 2007 Rose Bowl against USC.

Day began his coaching career at Auburn (Wash.) Riverside H.S., where he spent one season coaching the wide receivers (2001) and three overseeing the quarterbacks (2002-04), adding the duties of offensive coordinator during his final two years.

Day played collegiate football as a wide receiver at Rhodes College in Memphis, Tenn., where he also lettered in baseball. A native of Manhattan, Kan., he graduated from Kansas State in 1999 with a degree in English.

Day and his wife Christie are the parents of a daughter, Vivienne.

## DAY FOOTBALL HISTORY

|                     |                                       |                               |
|---------------------|---------------------------------------|-------------------------------|
| 2001                | Wide Receivers Coach                  | Auburn (Wash.) Riverside H.S. |
| 2002                | Quarterbacks Coach                    | Auburn (Wash.) Riverside H.S. |
| 2003-04             | Quarterbacks Coach/O.C.               | Auburn (Wash.) Riverside H.S. |
| 2005-06             | Offensive Quality Control             | Michigan                      |
| 2007-09             | Offensive Quality Control             | San Francisco 49ers           |
| 2010-11             | Quarterbacks Coach                    | Chicago Bears                 |
| 2012-13             | Quarterbacks Coach                    | UConn                         |
| <b>2014-Present</b> | <b>Assistant Offensive Line Coach</b> | <b>Washington Redskins</b>    |

# STAFF BIOS



## CHAD ENGLEHART

ASSISTANT STRENGTH  
AND CONDITIONING

5TH NFL SEASON // 5TH WITH REDSKINS

Chad Englehart is entering his fifth season with the Redskins as the team's assistant strength and conditioning coach.

Prior to joining the Redskins, Englehart served as the head strength and conditioning coach with the Florida Tuskers of the United Football League in 2009. He was a member of Redskins Defensive Coordinator Jim Haslett's staff, who at the time was the Tuskers' head coach. The Tuskers finished with a perfect 6-0 regular season record before losing in the UFL's inaugural championship game.

In 2008, Englehart served as director of strength and conditioning at X-Cel Sports Performance in Louisiana. Before that, he was head strength and conditioning coach at HS2 Athletic Performance in Mandeville, La. (2007) and at the University of New Orleans (2006).

Englehart holds an M.S. in human movement with a concentration in corrective exercise from A.T. Still University. He also holds a B.S. in kinesiology with a concentration in exercise science from Southeastern Louisiana University. He is a certified strength and conditioning specialist with the National Strength and Condition Association and is a Performance Enhancement Specialist and Corrective Exercise Specialist with the National Academy of Sports Medicine (NASM). Englehart also holds certifications with USA Weightlifting and USA Track and Field in addition to a Functional Movement Screen and TRX Suspension Training certifications as well as a Fitness Nutrition Specialist certification from the NASM.

Englehart and his wife, Lyndsey, have two daughters, Blair and Elise.



## CHRIS FOERSTER

OFFENSIVE LINE

22ST NFL SEASON // 5TH WITH REDSKINS

Chris Foerster is entering his 22nd season of developing some of the game's top offensive linemen in 2014 in his fifth season as Offensive Line Coach of the Washington Redskins.

Foerster presided over the offensive line partially responsible for the NFL's top rushing attack across the 2012-13 seasons, helping the Redskins amass a league-leading 4,873 in that two-season span. Washington (5.01) was one of only two NFL teams to average at least 5.0 yards per carry across those two years. In 2013, Foerster's unit powered the Redskins to the fifth-most rushing yards in the league (2,164) and helped the Redskins rush for 2,000 yards in consecutive seasons for the first time since 2005-06. He oversaw the continued development of tackle Trent Williams, who earned his second consecutive Pro Bowl berth for his play in 2013.

Foerster led a unit in 2012 that was maligned by many before the start of the season but proved to be one of the league's most productive and most consistent groups. Behind Foerster's unit, Washington rushed for a team-record 2,709 yards, marking the franchise's first team rushing crown since 1933, the team's second year of existence. The line was an integral part of Washington's first NFC East championship since 1999, blocking for the team's young backfield in 2012 that featured rookie quarterback Robert Griffin III (who set the NFL rookie record for passer rating - 102.4), rookie

quarterback Kirk Cousins (who threw for a team-season-high 329 yards in his only start) and rookie running back Alfred Morris (who became the team record holder for rushing yards in a season - 1,613).

In 2011, Foerster played an integral role in developing an offensive line that featured 10 different starting combinations in 16 games. Foerster helped groom two rookies as starters, as undrafted rookie tackle Willie Smith and seventh-round rookie guard Maurice Hurt started a combined 11 games for the Redskins in Weeks 9-16. The line helped pave the way for three different rushers to compile a total of six 100-yard single-game rushing performances, including three by rookie running back Roy Helu, two by rookie running back Evan Royster, and one by running back Ryan Torain.

During the 2010 season, Foerster molded an offensive line featuring four new starters into a unit that helped Washington feature one of the league's most explosive downfield passing attacks. The protection of Foerster's line played an integral role in allowing the Redskins to lead the league in 50-plus-yard receptions in 2010 (nine). He continues to help develop left tackle Trent Williams, the team's 2010 first-round pick (fourth overall), who started 14 games as a rookie.

Prior to joining the Redskins in 2010, Foerster spent two years as the offensive line coach of the San Francisco 49ers. In 2009, Foerster's line helped running back Frank Gore rush for 1,120 yards, the second-highest total of his career and his fourth consecutive 1,000-yard season. Gore also set a career high with 10 rushing touchdowns and earned his second Pro Bowl selection.

Foerster was originally hired as the 49ers Co-Offensive Line Coach on February 15, 2008 before assuming the title of Offensive Line Coach in Week 8 of the 2008 season.

Foerster's 2008 line helped pave the way for running back Frank Gore's third consecutive 1,000-yard rushing season, while also blocking for an offensive unit that ranked fifth in the NFL in plays of 20-or-more yards (64). In the final eight games of the season, the offensive line limited opponents to two sacks per game after allowing four sacks per contest during the first half of the year.

During his 21-year NFL coaching career, Foerster's teams have combined for 11 playoff appearances and two championship games. During that time, he has coached at least one Pro Bowl player in 13 of those seasons.

Prior to joining the 49ers, Foerster spent three years (2005-07) as the offensive line coach and assistant head coach for the Baltimore Ravens. Under Foerster, 2013 Pro Football Hall of Fame inductee Jonathan Ogden made the Pro Bowl in all three seasons. In 2007, the offensive line cleared the way for running back Willis McGahee to rush for 1,207 yards, the second-highest total of his career, and earn a trip to the Pro Bowl. The 2006 Ravens offense set team records for fewest sacks allowed (17) and most wins in a season (13).

Before joining the Ravens, Foerster served as the offensive coordinator for the Miami Dolphins (2004), tight ends coach for the Indianapolis Colts (2002-03) and offensive line coach for the Tampa Bay Buccaneers (1996-2001). While in Tampa Bay, Foerster helped three players make a combined five Pro Bowl appearances - Tony Mayberry (1997-99), Jeff Christy (2000) and Randall McDaniel (2000). As the assistant offensive line/tight ends coach for the Minnesota Vikings (1993-95), Foerster helped tutor Hall of Fame guard Randall McDaniel, who earned Pro Bowl appearances in all three seasons and was inducted into the Pro Football Hall of Fame in 2009.

Now entering his fourth decade in coaching, Foerster has also previously made an impact in the collegiate ranks, serving as the offensive line coach for the University of Minnesota (1992), assistant offensive line/special teams coach for Stanford (1988-91) and offensive line coach for Colorado State (1983-87). He began his coaching career in 1982 as a graduate assistant at Colorado State after a successful career with the Rams as a center from 1979-82. Foerster originally joined the Rams football team as a walk-on before earning a scholarship as a sophomore.

# STAFF BIOS

## FOERSTER FOOTBALL HISTORY

|                     |  |                            |
|---------------------|--|----------------------------|
| 1979-82             | Center                                   | Colorado State             |
| 1982                | Graduate Assistant                       | Colorado State             |
| 1983-8              | Asst. Offensive Line Coach               | Colorado State             |
| 1988-91             | Asst. Offensive Line/Special Teams Coach | Stanford                   |
| 1992                | Offensive Line Coach                     | Minnesota                  |
| 1993-95             | Asst. Offensive Line/Tight Ends Coach    | Minnesota Vikings          |
| 1996-2001           | Offensive Line Coach                     | Tampa Bay Buccaneers       |
| 2002-03             | Tight Ends Coach                         | Indianapolis Colts         |
| 2004                | Offensive Coordinator                    | Miami Dolphins             |
| 2005-07             | Offensive Line/Asst. Head Coach          | Baltimore Ravens           |
| 2008-09             | Offensive Line Coach                     | San Francisco 49ers        |
| <b>2010-Present</b> | <b>Offensive Line Coach</b>              | <b>Washington Redskins</b> |

## HILLIARD FOOTBALL HISTORY

|                     |                                |                            |
|---------------------|--------------------------------|----------------------------|
| 1994-96             | Wide Receiver                  | Florida                    |
| 1997-2004           | Wide Receiver                  | New York Giants            |
| 2005-08             | Wide Receiver                  | Tampa Bay Buccaneers       |
| 2009                | Volunteer Coach                | Florida Tuskers (UFL)      |
| 2010                | Wide Receivers Coach           | Florida Tuskers            |
| 2011                | Assistant Wide Receivers Coach | Miami Dolphins             |
| 2012                | Wide Receivers Coach           | Washington Redskins        |
| 2013                | Wide Receivers Coach           | Buffalo Bills              |
| <b>2014-Present</b> | <b>Wide Receivers Coach</b>    | <b>Washington Redskins</b> |



### IKE HILLIARD

WIDE RECEIVERS

16TH NFL SEASON // 2ND WITH REDSKINS

Ike Hilliard returned for his second stint as the Redskins' wide receivers coach on January 20, 2014.

Hilliard served in the same capacity with the Buffalo Bills in 2013, helping mold a young group that included rookie second-round pick Robert Woods (40 receptions for 587 yards with three touchdowns) and rookie third-round pick Marquise Goodwin (17 receptions for 283 yards with three touchdowns).

In his first stint with the Redskins in 2012, Hilliard guided the team's receivers to the franchise's first division title since 1999. He integrated free agents Pierre Garçon and Joshua Morgan into the offense, helping Garçon lead the team in receiving yards (633 in only 10 games) and helping Morgan lead the Redskins in receptions (48). Hilliard also oversaw the resurgence of veteran slot receiver Santana Moss, who caught 41 passes for 573 yards and eight touchdowns, his most since recording nine receiving touchdowns in his first season in Washington in 2005. The group's toughness on the perimeter also helped the offense rush for a league-best 2,709 yards, a franchise record.

In 2011, Hilliard served as the assistant wide receivers coach for the Miami Dolphins. He helped in the development of wide receiver Brandon Marshall, who was selected for his third Pro Bowl and first as a member of the Dolphins. Additionally, Marshall finished third in the AFC in receiving yards with 1,214 and recorded his fifth-consecutive 1,000-plus yard season.

Prior to joining the Dolphins, Hilliard spent two seasons coaching for the Florida Tuskers of the United Football League. Hilliard worked as a volunteer coach with the Tuskers in 2009 under current Redskins Defensive Coordinator Jim Haslett, who served as the team's head coach. Hilliard was elevated to the position of Receivers Coach for 2010 under current Redskins Head Coach Jay Gruden.

As a player, Hilliard was a first-round selection in the 1997 NFL Draft (No. 7 overall). He played 12 seasons, eight with the New York Giants (1997-2004) and four with the Tampa Bay Buccaneers (2005-08). In 161 career games (106 starts), Hilliard caught 546 passes for 6,397 yards and 35 touchdowns.

Hilliard played collegiately at the University of Florida from 1994-96, catching 126 passes for 2,214 yards and 26 touchdowns. He earned first-team All-SEC and All-America honors as a junior and, in the final game of the season, finished with seven catches for 150 yards and three touchdowns in leading the Gators to a 52-20 Sugar Bowl win to secure the school's first national championship.

Hilliard is a native of Patterson, La.



### RANDY JORDAN

RUNNING BACKS

11TH NFL SEASON // 1ST WITH REDSKINS

Randy Jordan was named the Redskins' running back coach on January 26, 2014.

Jordan is a veteran of nine NFL seasons as a player from 1993-2002, appearing in 122 career games with the Raiders and Jaguars. He was the recipient of the NFL Unsung Hero Award and the Ed Block Courage Award in 2001 and served as special teams captain for the Raiders' AFC Championship team in 2002.

Before joining the Redskins, Jordan spent two years as the running backs coach at the University of North Carolina. In his first season with UNC in 2012, Jordan's Tar Heels averaged 193.8 rushing yards per game, third-most in the Atlantic Coast Conference and the program's highest average since 1994. That season, he tutored tailback Giovani Bernard – who played for current Redskins Head Coach Jay Gruden in Cincinnati in 2013 – to one of the best seasons in UNC history, helping Bernard average 122.8 rushing yards per game, most in the ACC and 11th in the nation.

Jordan was part of an offensive staff that helped Carolina set more than 35 school records, including total points, points per game and total offense.

Jordan coached running backs at Texas A&M for four seasons from 2008-11. In 2011, the Aggies averaged 199.1 rushing yards per game, fourth-most in the Big 12 Conference, and had two different backs – Cyrus Gray and Christine Michael – finish among the top five in the conference in rushing yards per game. Under Jordan's tutelage, Gray was a three-time All-Big 12 performer and exiting ranking third in conference history in all-purpose yards.

Jordan came to Aggeland from the University of Nebraska where he served as the running backs coach for the Cornhuskers from 2004-07. Jordan helped shape the I-back position, coaching two 1,000-yard rushers in Cody Ross in 2004 and Marlon Lucky in 2007. He oversaw a committee of backs in 2006 that produced nearly 2,400 rushing yards and 26 rushing touchdowns, as an improved effort on the ground helped NU move from 107th in 2005 to 23rd nationally in rushing offense in 2006.

Jordan began his coaching career with the Oakland Raiders as a special teams assistant midway through the 2003 season. He played nine years in the NFL as a running back, playing in 122 career games from 1993 through 2002. He began his career with the Los Angeles Raiders before joining the expansion Jacksonville Jaguars in 1995 and playing three seasons. Jordan holds the distinction of scoring the very first touchdown for the Jacksonville club, a 71-yard reception against Cincinnati in 1995.

After the 1997 season, Jordan rejoined the Raiders' organization where he played five more seasons. In 1998, Jordan rushed for 159 yards for the Raiders. He had a career-high 213 yards rushing and three touchdowns in helping the Raiders reach the AFC Championship Game in 2000. He also



# STAFF BIOS

caught 27 passes for 299 yards and a touchdown that same season.

Jordan finished his career with 574 yards rushing and seven touchdowns, while making 58 catches for 596 yards and two touchdowns. Jordan was also a standout special teams player. He finished his career with 801 yards on 38 career kick returns, including a season best of 553 yards on 26 returns for Jacksonville in 1996. He also recorded 64 career tackles on special teams.

Jordan played for the University of North Carolina and head coach Mack Brown from 1989-92. He earned three letters for the Tar Heels rushing for 1,134 yards and nine touchdowns in his career, including 618 yards and seven touchdowns in 1991.

Jordan earned his degree in speech communication from North Carolina in 1993. He was born in Manson, N.C. Jordan and his wife, Romonda, have a daughter, Raven, and two sons, Jalen and Justin.

## JORDAN FOOTBALL HISTORY

|                     |                            |                            |
|---------------------|----------------------------|----------------------------|
| 1989-92             | Running Back               | North Carolina             |
| 1993                | Running Back               | Los Angeles Raiders        |
| 1995-97             | Running Back               | Jacksonville Jaguars       |
| 1998-2002           | Running Back               | Oakland Raiders            |
| 2003                | Special Teams Assistant    | Oakland Raiders            |
| 2004-07             | Running Backs Coach        | Nebraska                   |
| 2008-11             | Running Backs Coach        | Texas A&M                  |
| 2012-13             | Running Backs Coach        | North Carolina             |
| <b>2014-Present</b> | <b>Running Backs Coach</b> | <b>Washington Redskins</b> |



## PAUL KELLY

DIRECTOR OF  
FOOTBALL OPERATIONS

16TH NFL SEASON // 5TH WITH REDSKINS

Entering his 16th NFL season in 2014, Paul Kelly begins his fifth as the Redskins' Director of Football Operations. Kelly, who was named to the post on February 16, 2010, will work directly with Head Coach Jay Gruden and is responsible for coordinating the team's daily operations, including all travel and accommodations for home and away games, managing all football department budgets, coordination of training camp logistics and managing the year-round football schedule.

Additionally, Kelly serves as the coaching staff's liaison on all matters relating to the athletic training, equipment, video and the public relations departments, serving as the point of communication in administering every Redskins practice and team function, including all mini-camps, OTA days and training camp.

The 2012 season represented the third season in which Kelly had overseen football operations for the Redskins, ending the season as NFC East champions.

Kelly previously spent five seasons with the Tampa Bay Buccaneers (2004-08) and six seasons with the Oakland Raiders (1998-2003). He spent the 2009 season assisting the broadcast team of ESPN's Monday Night Football.

In his five seasons with the Buccaneers, Kelly worked directly with Head Coach Jon Gruden in organizing football operations for the club and directed many of the day-to-day operations of the team. During Kelly's five seasons as a member of the Buccaneers' staff, the Buccaneers captured NFC South titles in 2005 and 2007.

Kelly spent six seasons (1998-2003) as an assistant on the Oakland Raiders coaching staff, which included three consecutive Division Championships (2000, 2001 & 2002). In 2002, he helped Head Coach Bill Callahan guide Oakland to its first Super Bowl appearance in 19 years as the Raiders

represented the AFC in Super Bowl XXXVII.

Kelly graduated with a degree in business administration with an emphasis in new ventures and small business management from California State University Hayward in 1990. Prior to joining the Raiders, he owned and managed his own San Francisco Bay Area-based businesses.

Kelly and his wife, Catherine, have three children. His oldest, Colin, is a student at William & Mary. His daughter Lauren and son, Hunter, are high school students.



## RAHEEM MORRIS

DEFENSIVE BACKS

12TH NFL SEASON // 3RD WITH REDSKINS

Raheem Morris is entering his third season with the Washington Redskins after having been hired as the team's defensive backs coach on January 23, 2012.

In 2012, Morris' unit helped the defense finish fourth in the NFC and tied for fifth in the NFL with 31 takeaways, surpassing their total of 21 from 2011. The Redskins defense scored four defensive touchdowns for the first time since 1999, including two from the secondary. Morris oversaw a unit that tied a league-high in passes defended (94) and ranked fifth in the NFC in interception rate (3.3 percent).

From 2009-11, Morris was the head coach of the Tampa Bay Buccaneers after having been hired as the league's youngest head coach in 2009. In 2010, his team finished with a 10-6 record one season removed from finishing 3-13, marking the best single-season turnaround in the NFL in 2010 and the largest turnaround in Buccaneers' history.

Prior to his tenure as head coach, Morris served in multiple capacities with the Buccaneers during two different stints with the team. He spent two seasons as the team's defensive backs coach from 2007-08, during which time the Buccaneers allowed only 170.5 passing yards per game, the lowest total in the NFC and the second-lowest total in the league. In those two seasons, the Buccaneers totaled 22 interceptions, tied for the most in the NFC.

Morris spent one year as the defensive coordinator at Kansas State University in 2006. Morris helped garner conference recognition for seven players on his defensive unit, including two first-team All-Big 12 honorees and one second-team selection.

Morris' NFL coaching debut came in 2002, when he served as the defensive quality control coach for the Buccaneers en route to the team's first championship in Super Bowl XXXVII. That season, the Buccaneers' defense allowed a league-low 12.3 points per game, the third-lowest average allowed by an NFL team since 2000. He served as a defensive assistant in 2003 and as an assistant defensive backs coach from 2004-05.

During his 10 seasons with the Buccaneers, Tampa Bay finished ranked in the Top 5 in the NFL in total defense five times, including No. 1 rankings in 2002 and 2005. Additionally, the defense finished as the top-ranked pass defense on three occasions (2002, 2004 and 2007) and seventh or better in seven of 10 seasons with Morris on the staff.

Morris began his collegiate coaching career as an undergraduate assistant coach at Hofstra in 1998, where he was responsible for coaching the offensive scout team, developing scouting reports and handling video breakdown and computer input and analysis. He then landed at Cornell University as defensive backs coach and special teams assistant for the 1999 season. Morris joined Tampa Bay after spending 2000-01 seasons as defensive backs coach at Hofstra University. He also spent time in the fall of 2001 with the New York Jets, serving a defensive minority internship.

Morris played collegiately as a safety at Hofstra from 1994-97, and received his Bachelor of Science degree in physical education. Morris, an Irvington, N.J. native, was presented the Key to the City in his hometown during "Raheem Morris Day" on June 5, 2009.

# STAFF BIOS

## MORRIS FOOTBALL HISTORY

|                     |   |                            |
|---------------------|---|----------------------------|
| 1994-97             | Safety                                  | Hofstra                    |
| 1998                | Undergraduate Assistant                 | Hofstra                    |
| 1999                | Defensive Backs/Special Teams Assistant | Cornell                    |
| 2000-01             | Defensive Backs Coach                   | Hofstra                    |
| 2001                | Defensive Minority Internship           | New York Jets              |
| 2002                | Defensive Quality Control               | Tampa Bay Buccaneers       |
| 2003                | Defensive Assistant                     | Tampa Bay Buccaneers       |
| 2004-05             | Assistant Defensive Backs Coach         | Tampa Bay Buccaneers       |
| 2006                | Defensive Coordinator                   | Kansas State               |
| 2007-08             | Defensive Backs Coach                   | Tampa Bay Buccaneers       |
| 2009-11             | Head Coach                              | Tampa Bay Buccaneers       |
| <b>2012-Present</b> | <b>Defensive Backs Coach</b>            | <b>Washington Redskins</b> |



## KIRK OLIVADOTTI

### INSIDE LINEBACKERS

12TH NFL SEASON // 12TH WITH REDSKINS

Kirk Olivadotti was named the Redskins' inside linebackers coach on January 16, 2014.

Olivadotti returned to the Redskins – with whom he spent 11 NFL seasons in various capacities from 2000-10 – after three years coaching inside linebackers at the University of Georgia from 2011-13. Olivadotti is one of 11 members of the Redskins' assistant coach honor roll, which recognizes coaches with at least 10 seasons of service as an assistant in Washington.

At Georgia, Olivadotti coached a linebacker corps that produced NFL draft picks Jarvis Jones and Alec Ogletree. The Bulldogs averaged 10 wins a season in Olivadotti's three years, including ending the 2012 season with a 12-2 record and a No. 5 national ranking.

During Olivadotti's initial 11-season stint with the Redskins, Washington finished in the top 10 in the NFL in overall defense on eight occasions. The Redskins allowed an average of 313.1 yards per game in Olivadotti's 11 years on staff, fourth-fewest in the NFC and seventh-fewest in the NFL in that time frame.

In 2009, he tutored a pair of linebackers to their first Pro Bowl in London Fletcher, who earned his initial trip in his 12th season, and Brian Orakpo, who was one of four NFL rookies selected. Fletcher led the Redskins in tackles with 172 and added two sacks, one interception and 10 passes defended. He eclipsed the 100-tackle mark for the 11th consecutive season.

Orakpo became the first Redskins defensive rookie to make the Pro Bowl since the 1970 merger. He is only the second Redskins rookie to be chosen, joining kick returner Tony Green (1978). Orakpo finished with 60 tackles, including three for loss, 11 sacks for 76 yards lost, one forced fumble and two passes defended. He led all rookies in sacks and tied for most among NFC linebackers with Dallas' DeMarcus Ware. Orakpo's 11 sacks finished tied for seventh in the NFL and fourth in the NFC, and set the franchise rookie record, surpassing the previous mark of six by Dean Hamel (1985) and Andre Collins (1990).

In 2008, Olivadotti's linebackers played a pivotal role in Washington ranking fourth overall in yards allowed per game (288.8), sixth in points allowed per game (18.5) and eighth in rushing yards allowed per game (95.4 yards).

The previous year, in Olivadotti's first season as linebackers coach, Washington finished eighth in the NFL in overall defense (305.3 yards per game) and fourth in the league in rush defense (91.3 yards per game). The tandem of Fletcher (156 tackles) and Rocky McIntosh (105 tackles) finished as the team's top tacklers.

Throughout his NFL coaching career, Olivadotti has worked with some of the best defensive minds in the NFL, including Ray Rhodes, Marvin Lewis, Gregg Williams, Greg Blache and Jim Haslett. Olivadotti began his NFL coaching career with the Redskins in 2000 as a defensive quality control coach. He served in that role for four seasons and also helped coach the defensive backs.

He continued as quality control coach in 2004, but also took on a role assisting the Redskins' special teams units. In 2006, Olivadotti's role expanded to working with the Redskins' defensive line.

Olivadotti began his coaching career on the college level, working with wide receivers and tight ends at Maine Maritime for one season (1997). He moved to Indiana State as an assistant coach for two years (1998-99) before making the transition to Washington and the NFL.

Olivadotti was a four-year letter winner as a wide receiver at Purdue from 1993-96. He earned his bachelor's degree in education and his master's degree in education administration, both from Purdue. He is the son of Tom Olivadotti, a long-time defensive coach in the NFL with Cleveland, Miami, Minnesota, the New York Giants and Houston. Kirk and his wife, Keely, have a daughter, Kasyn, and a son, Kruz.

## OLIVADOTTI FOOTBALL HISTORY

|                     |                                   |                            |
|---------------------|-----------------------------------|----------------------------|
| 1993-96             | Wide Receiver                     | Purdue                     |
| 1997                | Wide Receivers/Tight Ends Coach   | Maine Maritime             |
| 1998-99             | Assistant Coach                   | Indiana State              |
| 2000-03             | Def. Quality Control/DB Assistant | Washington Redskins        |
| 2004-05             | Def. Quality Control/ST Assistant | Washington Redskins        |
| 2006                | Def. Line Assistant/ST Assistant  | Washington Redskins        |
| 2007-09             | Linebackers Coach                 | Washington Redskins        |
| 2010                | Defensive Assistant               | Washington Redskins        |
| 2011-13             | Inside Linebackers Coach          | Georgia                    |
| <b>2014-Present</b> | <b>Inside Linebackers Coach</b>   | <b>Washington Redskins</b> |



## JAKE PEETZ

### OFFENSIVE QUALITY CONTROL

6TH NFL SEASON // 1ST WITH REDSKINS

Jake Peetz joined the Redskins as an offensive quality control coach on February 4, 2014.

Peetz spent the 2013 season as an offensive analyst for the football program at the University of Alabama, assisting the quarterbacks and helping the Crimson Tide to an 11-2 record. Alabama spent the first 13 weeks of the season as the nation's top-ranked team and boasted the nation's consensus top recruiting class for 2014, according to Rivals.com, ESPN.com, Scout.com and 247sports.com.

Peetz spent five seasons with the Jacksonville Jaguars from 2008-12. He initially joined the Jaguars as a scouting assistant in May 2008 and later was named the team's BLESTO scout in June 2010. In 2012, the team named Peetz as an offensive assistant, where he assisted quarterbacks coach Greg Olson with the quarterbacks in addition to handling quality control duties.

Peetz began his college coaching career in 2006 at Santa Barbara City College, where he served as the safeties coach and strength & conditioning coordinator. He served as a defensive quality control coach at UCLA in 2007 and moved to offensive quality control in 2008, assisting offensive coordinator Norm Chow with the quarterbacks before joining the Jaguars in May 2008.

Peetz earned his bachelor's degree in Exercise Science in December of 2005 while playing football at the University of Nebraska. A walk-on, Peetz served in a reserve role on in the Husker secondary and on special teams.

# STAFF BIOS

Peeetz was also one of the most active student-athletes off the field, twice being named to the Brook Berringer Citizenship Team for his extensive community outreach work. He was also a football representative for the University of Nebraska's Student-Athlete Advisory Committee, and volunteered his time with the Special Olympics and Dads of Kids with Disabilities in addition to devoting time visiting hospitals and schools in the area.

A native of O'Neill, Neb., Peeetz graduated from O'Neill (Neb.) St. Mary's H.S.

## PEETZ FOOTBALL HISTORY

|                     |  |                            |
|---------------------|--|----------------------------|
| 2002                | Student Assistant, Strength & Conditioning | Nebraska                   |
| 2003-05             | Defensive Back                             | Nebraska                   |
| 2006                | Safeties/Strength & Conditioning           | Santa Barbara City College |
| 2007                | Defensive Quality Control                  | UCLA                       |
| 2008-09             | Scouting Assistant                         | Jacksonville Jaguars       |
| 2010-11             | BLESTO Scout                               | Jacksonville Jaguars       |
| 2012                | Offensive Assistant                        | Jacksonville Jaguars       |
| 2013                | Offensive Analyst                          | Alabama                    |
| <b>2014-Present</b> | <b>Offensive Quality Control</b>           | <b>Washington Redskins</b> |



## WES PHILLIPS

TIGHT ENDS

8TH NFL SEASON // 1ST WITH REDSKINS

Wes Phillips was named the Redskins' tight ends coach on January 17, 2014.

Prior to joining the Redskins, Phillips spent seven seasons in various capacities with the Dallas Cowboys. He joined Dallas in 2007 as the club's quality control/offensive assistant coach before relinquishing his role as a quality control coach in 2011 to become the club's assistant offensive line coach in addition to continuing to assist special teams. In 2013, Phillips was named the tight ends coach, helping Jason Witten post the second-most touchdowns in a season in his career (eight).

In 2012, Phillips assisted with an offensive line that helped the Cowboys finish with 5,994 net yards, the third-most in a season in franchise history, and set a single-season club record with 4,729 passing yards despite having Phil Costa, the team's starting center, for only three games. In 2011, the unit integrated new starters at four of the five positions, helping Tony Romo post his third career 4,000-yard season while rookie running back DeMarco Murray established a single-game team rushing record with a 253-yard performance against St. Louis (10/23).

In Phillips' four seasons as Dallas' quality control/offensive assistant coach from 2007-10, the Cowboys' offense posted total yardage numbers ranking in the Top 10 in team history three times, including setting single-season club records in 2010 that included 6,390 yards of total offense – marking the first time a Cowboys team topped 6,000 yards in a season in team history – and 4,287 passing yards. The offense as a whole finished second in the league in total offense, averaging 399.4 yards per game.

Before landing in Dallas, Phillips coached quarterbacks at Baylor in 2006. His work with quarterback Shawn Bell paid dividends as Bell established school single-season records despite missing the final three games with a knee injury.

Prior to his one-year stint at Baylor, Phillips spent two seasons as the quarterbacks coach at West Texas A&M University. The Buffaloes celebrated their most successful season in almost 55 years in 2005, finishing 10-2 to post their first winning season since 1998 and the program's first 10-win season since 1950. WTAMU won the Lone Star Conference with an 8-1 record, its first league title since 1986 and advanced to the quarterfinals of

the NCAA D-II Playoffs for the first time in school history.

Phillips was an assistant coach at WTAMU and helped the school lead the 2005 Division II ranks in passing offense, racking up 363.8 yards-per-game. He tutored quarterback Dalton Bell, a finalist for the Harlon Hill Trophy, which goes to the top Division II player.

Prior to joining the WTAMU staff, Phillips spent one season as a student assistant coach at his alma mater, UTEP, and played two seasons at quarterback for the San Diego Riptide of the af2.

A three-year letterwinner at UTEP (1999-2001), Phillips was a member of the 2000 Miners team that shared the WAC title, posted the school's highest win total in more than a decade and played in the Humanitarian Bowl. Phillips left the collegiate ranks among the school's single-season leaders in both pass efficiency (ninth – 120.0 in 2001) and completion percentage (eighth – 55.6 in 2001).

Phillips received his degree in philosophy from UTEP in 2001. Phillips and his wife, Anna, were married in 2009 and have one daughter, Ivy, and a son, Mac.

## PHILLIPS FOOTBALL HISTORY

|                     |                                     |                            |
|---------------------|-------------------------------------|----------------------------|
| 1997-2001           | Quarterback                         | UTEP                       |
| 2002-03             | Quarterback                         | San Diego Riptide (AF2)    |
| 2003                | Student Assistant                   | UTEP                       |
| 2004-05             | Quarterbacks Coach                  | West Texas A&M             |
| 2006                | Quarterbacks Coach                  | Baylor                     |
| 2007-10             | Quality Control/Offensive Assistant | Dallas Cowboys             |
| 2011-12             | Assistant Offensive Line Coach      | Dallas Cowboys             |
| 2013                | Tight Ends Coach                    | Dallas Cowboys             |
| <b>2014-Present</b> | <b>Tight Ends Coach</b>             | <b>Washington Redskins</b> |



## AUBREY PLEASANT

DEFENSIVE ASSISTANT

2ND NFL SEASON // 2ND WITH REDSKINS

Aubrey Pleasant is entering his second season with the Redskins and his first as a defensive quality control coach in 2014. He served as an offensive assistant in his first season in Washington in 2013.

Following the 2012 NFL season, Pleasant was an offensive staff/head coach intern for the Cleveland Browns before joining the Redskins. Prior to his time in Cleveland, he spent two years with the University of Michigan as a defensive graduate assistant, helping the team appear in back-to-back bowl games. Working specifically with the defensive backs in 2011, Michigan allowed 190.5 yards passing per game and 17.4 points per game, ranking No. 16 and sixth in the nation, respectively. Michigan's total defense improved to No. 17 in the nation (322.2 ypg.) after ranking No. 110 (450.8 ypg.) in the year prior to Pleasant's arrival. Michigan's defense allowed only 12 touchdown passes, led the Big Ten with 29 takeaways and tied for first in Football Bowl Subdivision (FBS) with 20 fumble recoveries.

In 2012, Pleasant was promoted to Assistant Defensive Backs Coach, helping Michigan's total defense (320.0 ypg.) and passing yards allowed (169.5 ypg.) improve to No. 13 and No. 5 in the country, respectively. Following Michigan's 2012 season, Pleasant was one of 30 coaches nationwide invited to the NCAA Future Football Coaches Academy in San Antonio.

Pleasant coached defensive backs at Grand Blanc (Mich.) H.S. in 2010 and was a behavioral specialist/special needs teacher in the Flint (Mich.) Community School District. His duties included working directly with cognitively-impaired and academically-neglected adult students to help educate them within the Flint school district.

Pleasant was a three-year letterman at Wisconsin from 2005-08, ap-

# STAFF BIOS

pearing in 41 career games with 14 starts at safety. He finished his collegiate career with 80 tackles, 4.5 tackles for loss, two sacks, one forced fumble and appeared in four consecutive bowl games: Capitol One (2005 and 2006), Outback (2007) and Champs Sports (2008). Pleasant received a master's degree in education while coaching at Michigan and earned his bachelor's degree in sociology from Wisconsin in 2009.

Pleasant is a native of Flint, Mich., where he graduated from the city's Montrose H.S., receiving Class B all-state honorable mention honor at safety his senior year. He attended Flint Northern H.S. and earned all-city running back honors as a sophomore.

## PLEASANT FOOTBALL HISTORY

|                     |                            |                            |
|---------------------|----------------------------|----------------------------|
| 2005-08             | Safety                     | Wisconsin                  |
| 2010                | Defensive Backs            | Grand Blanc H.S. (Mich.)   |
| 2011-12             | Defensive Assistant        | Michigan                   |
| 2013                | Offensive Assistant        | Washington Redskins        |
| <b>2014-Present</b> | <b>Defensive Assistant</b> | <b>Washington Redskins</b> |



## RAY WRIGHT

**STRENGTH AND  
CONDITIONING**

**15TH NFL SEASON // 7TH WITH REDSKINS**

Ray Wright is entering his fifth season of his second stint with the Redskins after being named the head strength and conditioning coach on February 12, 2010.

Wright joined the Redskins after spending eight seasons with the Houston Texans. He was named the Texans' head strength and conditioning coach in 2009 after serving the previous seven seasons as the team's assistant strength and conditioning coach.

Wright oversees all aspects of the Redskins' workout program, getting the team in peak condition for training camp and throughout the season. He is certified by both the National Strength and Conditioning Association and the American College of Sports Medicine.

Before going to Houston, Wright spent one season as the assistant strength and conditioning coach at the University of Maryland in 2001, helping the Terrapins' football team capture the Atlantic Coast Conference title and a berth in the Orange Bowl.

Prior to his stint in College Park, Wright spent six months with the Chicago Bears as a college and pro personnel assistant. He spent the 2000 season as the recruiting coordinator at Cornell University.

This marks Wright's second stint with the Redskins as he originally entered the NFL in 1997 as a scouting intern with Washington. He was promoted to college/pro scouting administrator in 1998, then to the club's director of player programs in 1999.

Wright played football at Duke from 1990-95 before working as a personal trainer for one year in Durham, N.C.

A native of Fort Worth, Texas, Wright is a certified strength and conditioning specialist by the American College of Sports Medicine. He is married to his wife, Angela.



## BRET MUNSEY

**SPECIAL PROJECTS**

**2ND NFL SEASON // 1ST WITH REDSKINS**

Bret Munsey was hired to oversee Special Projects as part of the team's coaching staff during the 2014 offseason.

Prior to joining the Redskins, Munsey served as a National Football Scout for the Philadelphia Eagles during the 2013 season. He spent the 2011-12 season as the head coach of the Orlando Predators of the Arena Football League. Prior to his stint in Orlando, he served two seasons as the director of player personnel for the Florida Tuskers of the UFL (2009-10), working with current Redskins head coach Jay Gruden and defensive coordinator Jim Haslett.

From 2006-08, Munsey served as head coach of the AFL's Philadelphia Soul, Munsey finished with a 35-20 overall record, including a 13-3 record and Arena Bowl title in 2008. In his first season with the Soul, Munsey led the team to their first postseason appearance in franchise history in his first season, finishing with a 9-7 record.

During his first stint with the Predators in 2003 he served as the team's secondary coach and director of player personnel.

In 2002, Munsey was the head coach of the Tennessee Valley Vipers in the AF2 league where he was named the league's coach of the year. He spent one season with the Carolina Cobras of the AFL in 2001, after beginning his coaching career in 2000 as the defensive coordinator of the Augusta Stallions of the AF2 league.

A native of Winter Park, Fla., Munsey was a three-sport star at Winter Park H.S. He played collegiately at Concord University (W.Va.) and played professionally for the Predators from 1991-95.




# PLAYER BIOS



# ACTIVE ROSTER





# DAVID AMERSON

**CORNERBACK**  
6-1 | 205  
DOB: 12/8/91



**2ND NFL SEASON**  
**NORTH CAROLINA STATE**  
**DUDLEY H.S. (GREENSBORO, N.C.)**

## MILESTONES

**NFL debut:** 9/9/13 (vs. PHI)... **First INT:** 9/29/13 (at OAK, Matt Flynn)...  
**First INT TD:** 9/29/13 (at OAK, Matt Flynn, 45 yards)

## TRANSACTIONS

Selected by the Washington Redskins in the second round (51st overall) of the 2013 NFL Draft.

## PRO

Was the Redskins' top selection in the 2013 NFL Draft... Made his NFL debut in the 2013 season opener at only 21 years of age... Played in all 16 games as a rookie, starting eight times and contributing frequently in the slot.

## YEAR-BY-YEAR

### 2014 (REDSKINS)

Started at HOU (9/7), tying for third on the team with five tackles (all solo)... Started vs. JAX (9/14), registering four solo tackles and two passes defended.

### 2013 (REDSKINS)

Appeared in all 16 games during his rookie season, earning eight starts... Made 47 tackles (39 solo) and recorded two interceptions, including his first, which he returned 45 yards for a touchdown... Started at cornerback in his NFL debut vs. PHI (9/9), registering four tackles (two solo) and a pass defended... Had six tackles (five solo) at GB (9/15)... Started as the team's third cornerback vs. DET (9/22) and posted three tackles (two solo) with two passes defended... Recorded his first career interception at OAK (9/29), returning it 45 yards for a touchdown. The 45-yard interception return for touchdown by Amerson was the longest by a Redskins' rookie since cornerback Champ Bailey scored on a 59-yard interception return at Arizona on Oct. 17, 1999... Posted a solo tackle at DAL (10/13)... Tied for second on the team with five tackles (three solo) and added a pass defended vs. CHI (10/20)... Started at DEN (10/27), contributing three solo tackles and a pass defended... Started and recorded six tackles (five solo) and the second interception of his career vs. SD (11/3)... Saw action in a reserve role at MIN (11/7)... Started and posted five solo tackles at PHI (11/17)... Contributed a solo tackle vs. SF (11/25)... Recorded three tackles (two solo), a forced fumble and a pass defended vs. NYG (12/1)... Started and finished with two solo tackles vs. KC (12/8)... Started and recorded three solo tackles at ATL (12/15)... Started and made two solo tackles vs. DAL (12/22)... Posted two tackles and two passes defended at NYG (12/29).

## COLLEGE

Started the final 35 of his 39 games at North Carolina State... Recorded 18 interceptions for 293 yards in returns (16.3 avg.) and three touchdowns... His 18 interceptions tied John Talley of Duke (2003-06) for third on the ACC's all-time list... His three interception returns for touchdowns are the most in school history and one shy of the ACC career-record of four... Recorded 169 tackles (131 solos) and two stops for loss in his career... Recovered one fumble, deflected 18 passes and gained 42 yards on a pair of kickoff

returns... Won 12 of the 14 games in which he had at least one interception... As a junior in 2012, was named to the All-ACC second team, recording five interceptions and a career-high 60 tackles (48 solos) in 13 games started... As a sophomore in 2011, earned All-American and All-ACC honors as he set school and league season records with 13 interceptions with 205 return yards, including two touchdowns. His 13 picks led the nation... Recipient of the Jack Tatum Award after the season, given annually to the nation's top defensive back... Named the College Football Performance Awards Defensive Back of the Year... The 13 interceptions tied George Shaw of Oregon (1951) for the second-most interceptions in major college history, one shy of Washington's Al Worley (14 in 1968)... Became just the third player in conference history to intercept at least 10 passes, (North Carolina's Dre Bly - 11 in 1996, and Maryland's Bob Sullivan - 10 in 1965)... In 2010, was one of just five true freshmen to start a game for the Wolfpack, playing in 13 games with nine starts... Finished with 50 tackles (39 solos) and one pass deflection on defense.

## PERSONAL

Attended Dudley H.S. in Greensboro, N.C... Starred as a safety and running back... Received a four-star rating and was ranked as the nation's 16th-best safety and sixth-best overall prospect in the state of North Carolina by Rivals.com... Was also named to the 2009 NCPreps.com 4A all-state football team... As a junior, he recorded 60 tackles and nine interceptions... In his senior campaign, produced 55 tackles and six picks... Also averaged 14 yards per punt return that season and excelled in the classroom, graduating with a 3.5 grade-point average... Was a sociology major... Is the son of Tawanna Taylor... Born Dec. 8, 1991 in Honolulu, Hawaii.

## YEAR-BY-YEAR STATS

### DEFENSE

| Year          | Team | G         | GS        | Tack      | Solo      | Sack     | INT      | PD        |
|---------------|------|-----------|-----------|-----------|-----------|----------|----------|-----------|
| 2013          | Was  | 16        | 8         | 47        | 39        | 0        | 2        | 10        |
| 2014          | Was  | 2         | 2         | 9         | 9         | 0        | 0        | 2         |
| <b>Career</b> |      | <b>18</b> | <b>10</b> | <b>56</b> | <b>48</b> | <b>0</b> | <b>2</b> | <b>12</b> |

\*Tackle stats according to STATS, LLC

### ADDITIONAL

**INT Touchdowns:** 1 in 2013

# CHRIS BAKER

**NOSE TACKLE**  
6-2 | 325  
DOB: 10/8/87



**3RD NFL SEASON**  
**HAMPTON**  
**WINDSOR H.S. (WINDSOR, CONN.)**



## MILESTONES

**NFL debut:** 11/9/09 (vs. PIT)... **First NFL start:** 12/15/13 (at ATL)... **Redskins debut:** 9/23/12 (vs. CIN)... **First sack:** 10/20/13 (vs. CHI, Jay Cutler)

## TRANSACTIONS

Signed as a college free agent by the Denver Broncos on April 27, 2009... Waived by the Broncos on Sept. 3, 2010... Signed by the Miami Dolphins to the practice squad on Oct. 7, 2010... Signed to the Dolphins active roster on Nov. 26, 2010... Waived by the Dolphins on July 31, 2011... Signed by the Washington Redskins to the practice squad on Sept. 5, 2011... Signed to Redskins active roster on Dec. 6, 2011.

## PRO

Appeared in one game each for Denver (2009) and Miami (2010) before playing in 14 games with Washington in 2012... Played a career-high 15 games with the Redskins in 2013 and notched his first career sack... Enters 2014 credited by STATS, LLC with 43 tackles (23 solo), a sack and two passes defended in 31 career games played with three starts.

## YEAR-BY-YEAR

### 2014 (REDSKINS)

Started at left defensive end at HOU (9/7), contributing three tackles (two solo)... Started at nose tackle vs. JAX (9/14), making three solo tackles.

### 2013 (REDSKINS)

Played in a career-high 15 games and made three starts... Had an assisted tackle in reserve action vs. PHI (9/9)... Saw action as a reserve at GB (9/15)... Inactive vs. DET (9/22)... Had three assisted tackles in reserve at OAK (9/29)... Had a solo tackle in reserve at DAL (10/13)... Registered three tackles (two solo), including his first career sack vs. CHI (10/20)... Had a solo tackle in reserve at DEN (10/27)... Contributed on defense and special teams vs. SD (11/3)... Had an assisted tackle at MIN (11/7)... Posted two tackles at PHI (11/17)... Had a career-high three solo tackles vs. SF (11/25)... Saw action in reserve vs. NYG (12/1)... Had an assisted tackle vs. KC (12/8)... Made his first NFL start at ATL (12/15), collecting four tackles (three solo) and a pass defended... Started and made an assisted tackle vs. DAL (12/22)... Started at NYG (12/29), recording a career-high seven tackles (six solo), including three for loss.

### 2012 (REDSKINS)

Appeared in 14 regular season games, registering 26 tackles (14 solo), four quarterback pressures and a pass defended, all as credited by the coaching staff... Was inactive for the team's season-opening win at NO (9/9) and at STL (9/16)... Made his Redskins debut vs. CIN (9/23), making one solo tackle... Saw action on the defensive line in win at TB (9/30) and vs. ATL (10/7)... Had one solo tackle vs. MIN (10/14)... Had two tackles in reserve at NYG (10/21)... Had a solo tackle in reserve at PIT (10/28)... Had two tackles in reserve vs. CAR (11/4)... Had a pass defended in a win vs. PHI (11/18)... Saw action in reserve in a Thanksgiving Day win at DAL (11/22)... In a win vs. NYG (12/3) on Monday Night Football, registered three tackles (one solo) in reserve action... Had three tackles (one solo) in a win vs. BAL (12/9)... Had a solo tackle in a win at CLE (12/16)... Saw action on defense

and special teams in a win at PHI (12/23)... Had an assisted tackle in a division-clinching win vs. DAL (12/30)... Had an assisted tackle in the NFC Wild Card Round vs. SEA (1/6).

### 2011 (REDSKINS)

Added to the Redskins' practice squad on Sept. 5... Promoted to the active roster on Dec. 6, but was placed on the Reserve/Injured list a week later with a quadriceps injury.

### 2010 (BRONCOS/DOLPHINS)

Joined the Dolphins' practice squad on Oct. 7... Saw action at OAK (11/28).

### 2009 (BRONCOS/DOLPHINS)

Entered the NFL as a college free agent with the Broncos... Appeared in one game vs. PIT (11/9).

## COLLEGE

Posted 69 tackles (32 solo), 8.5 sacks (60 yds.) and one blocked kick in 11 games, with eight starts in one season at Hampton University in 2008 after transferring... In 2006-07, played for Penn State University and registered 43 tackles (21 solo) and 4.5 sacks (37 yds.) in 20 games (8 starts) in two seasons... Helped the Nittany Lions rank seventh in the nation against the run (87.9 ypg) in 2007... Led the defensive line with 37 tackles while posting 4.5 sacks in 2007... Saw action in eight games for Penn State as a redshirt freshman in 2006.

## PERSONAL

Played two seasons of football at Windsor H.S. in Windsor, Conn... Voted senior class president in high school... In 2013, helped the Washington Redskins Charitable Foundation and Macy's send 200 children back to school in style at the Macy's Back to School Shopping Spree. Also made a Play 60 Super School visit to Glebe Elementary School... In 2012, frequently participated in the team's 80th Anniversary Thank You Tour throughout Virginia, Maryland and Washington, D.C... Volunteered at the annual Redskins All-Star Survivors Celebration, an event that provides an afternoon of pampering for area women battling breast cancer... Was a featured panelist at the WRCF and Coca-Cola "4th & Life" program, an event for high school athletes that focuses on being successful on the field and in the classroom... Spoke to students about the importance of living a healthy lifestyle and led fitness stations at the WRCF and NFL's Play 60 Super School visit... Led exercise station at the WRCF Play 60 Mini-Combine... Christopher Isaiah Baker was born on Oct. 8, 1987, in Windsor, Conn... Nicknamed "Swaggy."

## CAREER HIGHS

### SINGLE-GAME

|                       |                                  |
|-----------------------|----------------------------------|
| <b>Total Tackles:</b> | 7, at New York Giants (12/29/13) |
| <b>Solo Tackles:</b>  | 6, at New York Giants (12/29/13) |
| <b>Sacks:</b>         | 1, vs. Chicago (10/20/13)        |

## YEAR-BY-YEAR STATS

### DEFENSE

| Year          | Team | G         | GS       | Tack      | Solo      | Sack     | PD       | FF       | FR       |
|---------------|------|-----------|----------|-----------|-----------|----------|----------|----------|----------|
| 2009          | Den  | 1         | 0        | 0         | 0         | 0        | 0        | 0        | 0        |
| 2010          | Mia  | 1         | 0        | 0         | 0         | 0        | 0        | 0        | 0        |
| 2012          | Was  | 14        | 0        | 15        | 8         | 0        | 1        | 0        | 0        |
| 2013          | Was  | 15        | 3        | 28        | 16        | 1        | 1        | 0        | 0        |
| 2014          | Was  | 2         | 2        | 6         | 5         | 0        | 0        | 0        | 0        |
| <b>Career</b> |      | <b>33</b> | <b>5</b> | <b>48</b> | <b>29</b> | <b>1</b> | <b>2</b> | <b>0</b> | <b>0</b> |

*\*Tackle stats according to STATS, LLC*

### POSTSEASON

2012 (WAS): 1 G, 1 assisted tackle





# E.J. BIGGERS

**CORNERBACK**  
**6-0 | 185**  
**DOB: 6/13/87**



**6TH NFL SEASON**  
**WESTERN MICHIGAN**  
**NORTH MIAMI BEACH (FLA.) H.S.**

## MILESTONES

**NFL debut:** 9/12/10 (vs. CLE)... **Redskins debut:** 9/9/13 (vs. PHI)... **First start:** 9/12/10 (vs. CLE)... **First INT:** 9/12/09 (vs. CLE, Jake Delhomme)... **First FF:** 11/4/12 (at OAK, Marcel Reese)... **First sack:** 11/25/12 (vs. ATL, Matt Ryan)

## TRANSACTIONS

Originally selected by the Tampa Bay Buccaneers in the seventh round (No. 217) of the 2009 NFL Draft... Signed with the Washington Redskins as an unrestricted free agent on March 20, 2013... Re-signed with the Redskins on March 27, 2014.

## PRO

Re-signed with the Redskins in 2014 having previously appeared in 61 career games with 29 career starts... Credited by STATS, LLC with 186 career tackles (154 solo), 30 passes defended, four interceptions, two forced fumbles and a sack.

## YEAR-BY-YEAR

### 2014 (REDSKINS)

Contributed on defense and special teams at HOU (9/7)... Recorded two passes defended vs. JAX (9/14).

### 2013 (REDSKINS)

Appeared in all 16 games, making five starts... Started at cornerback in his Redskins debut vs. PHI (9/9), compiling seven tackles (five solo) and a pass defended... Saw action in reserve at GB (9/15) and vs. DET (9/22)... Had three tackles (two solo) in a win at OAK (9/29)... Contributed on defense and special teams at DAL (10/13)... Played in a reserve role vs. CHI (10/20)... Started at safety and had four tackles (three solo) at DEN (10/27)... Started vs. SD (11/3), adding three tackles and recording his first interception as a Redskin by picking off Philip Rivers... Contributed two tackles (one solo) at MIN (11/7)... Posted a solo tackle at PHI (11/17), vs. SF (11/25) and vs. NYG (12/1)... Had two solo tackles vs. KC (12/8)... Started in a four-corner set at ATL (12/15), recording five tackles (one solo)... Started and made two solo tackles vs. DAL (12/22)... Recorded a solo tackle at NYG (12/29).

### 2012 (BUCCANEERS)

Played in 13 games, starting 12... Credited by STATS, LLC with 49 tackles (39 solo), seven passes defended, two forced fumbles, one sack and one interception... Missed the first three games of the season with a foot injury and returned in a reserve role in a Week 4 loss to the Redskins... After Tampa's bye in Week 5, made his return to the starting lineup in Week 6 vs. KC (10/14) and had a pass defended... Had his first interception of the season in Week 7, picking off Carson Palmer at OAK (11/4/12). Earlier in the game, he forced the first fumble of his career, separating Marcel Reese from the ball... Registered his first career sack vs. ATL (11/25), registering a sack-fumble against Matt Ryan... Started the final 12 games of the season.

### 2011 (BUCCANEERS)

Played in all 16 games, starting six... Totaled 55 tackles (according to STATS, LLC), one interception and 10 passes defended... Tied for second on club with seven special teams tackles... Started season opener vs. DET (9/11) and recorded two tackles... Tied a career high with seven tackles and two passes defended. Added career-high three tackles on special teams... Started Week 4 game vs. IND (10/3) and recorded three tackles... Recorded a career-high four passes defended, one interception and four tackles in Week 6 win vs. NO (10/16)... Started as an extra defensive back at GB (11/20) and notched two tackles... Posted five tackles and two passes defended at TEN (11/27)... Recorded five tackles and one pass defended vs. CAR (12/4)... Notched four tackles in start at ATL (1/1).

### 2010 (BUCCANEERS)

Played in all 16 games, starting six... Had 50 tackles (44 solo), according to STATS, LLC, 11 passes defended and one interception... Made his NFL debut in a starting role vs. CLE (9/12), earning his first career interception in the game with a pick off of Browns QB Jake Delhomme.

### 2009 (BUCCANEERS)

Spent his entire rookie season on the Reserve/Injured list with a shoulder injury suffered in practice.

## COLLEGE

Started 40 of the 46 games he played from 2005-08... Finished his career with seven interceptions, including four as a sophomore in 2006... Started all 13 games as a senior in 2008, garnering second-team All-MAC honors... Had interceptions in three straight games (Temple, Ohio, Northern Illinois) in 2006... Majored in family studies.

## PERSONAL

Attended North Miami Beach (Fla.) H.S., playing defensive back and quarterback... Named Dade County Player of the Year, given annually to the best player in Miami... Rated as the 38th-best cornerback prospect by Rivals.com and the No. 67 prospect in the state of Florida coming out of high school... Picked off 16 passes during his prep career... Was active in Play 60 events in the Tampa/Fort Lauderdale community during his time with the Buccaneers... Is the son of Sandra Biggers... Was born Edjuan Biggers on June 13, 1987, in Miami.

## YEAR-BY-YEAR STATS

### DEFENSE

| Year          | Team | G         | GS        | Tack            | Solo       | Sack     | INT      | PD        |
|---------------|------|-----------|-----------|-----------------|------------|----------|----------|-----------|
| 2009          | TB   |           |           | Injured Reserve |            |          |          |           |
| 2010          | TB   | 16        | 6         | 50              | 44         | 0        | 1        | 11        |
| 2011          | TB   | 16        | 6         | 55              | 50         | 0        | 1        | 10        |
| 2012          | TB   | 13        | 12        | 49              | 39         | 1        | 1        | 7         |
| 2013          | Was  | 16        | 5         | 32              | 21         | 0        | 1        | 2         |
| 2014          | Was  | 2         | 0         | 0               | 0          | 0        | 0        | 2         |
| <b>Career</b> |      | <b>63</b> | <b>29</b> | <b>186</b>      | <b>154</b> | <b>1</b> | <b>4</b> | <b>32</b> |

*\*Tackle stats according to STATS, LLC*

### ADDITIONAL

**Fumbles Forced-Recovered:** 2-0 in 2012

## CAREER HIGHS

### SINGLE-GAME

|                         |   |
|-------------------------|---|
| <b>Total Tackles:</b>   | 7, multiple times, last vs. Philadelphia (09/09/13) |
| <b>Solo Tackles:</b>    | 7, three tackles, last vs. Carolina (12/04/11)      |
| <b>Sacks:</b>           | 1, vs. Atlanta (11/22/12)                           |
| <b>Interceptions:</b>   | 1, four times, last time vs. San Diego (11/03/13)   |
| <b>Passes Defensed:</b> | 4, vs. New Orleans (10/16/11)                       |
| <b>Forced Fumbles:</b>  | 1, twice, last time vs. Atlanta (11/25/12)          |

# BASHAUD BREELAND

**CORNERBACK**  
5-11 | 197  
DOB: 1/30/92



**ROOKIE**  
**CLEMSON**

ALLENDALE-FAIRFAX H.S. (ALLENDALE, S.C)



## MILESTONES

**NFL debut:** 9/7/14 (at HOU)... **First NFL start:** 9/7/14 (at HOU)

## TRANSACTIONS

Selected by the Washington Redskins in the fourth round (102nd overall) of the 2014 NFL Draft.

## YEAR-BY-YEAR

### 2014 (REDSKINS)

Made his NFL debut at HOU (9/7), starting as a third cornerback and registering a solo tackle... Started as a third cornerback vs. JAX (9/14) and made one assisted tackle.

## COLLEGE

Played at Clemson from 2010-13, compiling 159 tackles (8.5 for loss), three sacks, six interceptions, 20 pass breakups and two forced fumbles across in 37 career games with 24 starts... Earned second-team All-ACC honors from the media as a junior in 2013, playing 13 games (with 12 starts) and adding 74 tackles, four picks, two sacks, a team-high 13 pass breakups 13 games (12 starts). Tied for fifth in the ACC in interceptions... Appeared in 10 games with five starts as a sophomore in 2012, finishing the year with 32 tackles, a sack and three pass breakups... Had 53 tackles, two interceptions (returned for 93 yards) and four pass breakups during a redshirt freshman campaign that saw him start seven of the 14 games in which he appeared in 2011. Recorded first career interception at Maryland, a one-handed pick with Clemson down 35-17 that sparked the Tigers' rally to a 56-45 victory... Redshirted in 2009.

## PERSONAL

Attended Allendale-Fairfax H.S. in Allendale, S.C., where he led his team to a 10-2 record as a senior. Rushed for 1,270 yards and 15 touchdowns that season and was an all-state selection by The State... Ranked as the No. 55 athlete in the nation and the No. 15 player in South Carolina by Rivals.com... Was also a starter on the basketball team and was one of the top track performers in South Carolina. Won a state title in the 400m hurdles as a sophomore and junior and helped his team to the state title in track as a junior... Majored in community recreation, sport, & camp management... Has a daughter, Jaelle Nicole Breeland... Born Jan. 30, 1992.

## YEAR-BY-YEAR STATS

### DEFENSE

| Year          | Team | G        | GS       | Tack     | Solo     | Sack     | INT      | PD       |
|---------------|------|----------|----------|----------|----------|----------|----------|----------|
| 2014          | Was  | 2        | 2        | 2        | 1        | 0        | 0        | 0        |
| <b>Career</b> |      | <b>2</b> | <b>2</b> | <b>2</b> | <b>1</b> | <b>0</b> | <b>0</b> | <b>0</b> |

*\*Tackle stats according to STATS, LLC*

# CHRIS CHESTER

GUARD  
6-3 | 303  
DOB: 1/12/83



9TH NFL SEASON  
OKLAHOMA  
TUSTIN H.S. (TUSTIN, CALIF.)



## MILESTONES

**NFL debut:** 10/9/06 (at DEN)... **First NFL start:** 11/19/06 (vs. ATL)...  
**100th NFL game:** 11/22/12 (at DAL)

## TRANSACTIONS

Originally selected by the Baltimore Ravens in the second round (56th overall) of the 2006 NFL Draft... Signed with the Washington Redskins as an unrestricted free agent on July 30, 2011.

## PRO

Enters 2014 having played in 121 career games with 95 starts... Has started at both guard and tight end in his career... Was the only Redskin offensive lineman to start all 16 games at the same position in 2011, and followed that up by starting all 16 games at right guard again in 2012 and 2013... In 2012, was an integral part of a line that blocked for Washington's first team rushing title since 1933... In 2009, helped Baltimore offense tie a franchise record in points (391), set record for most touchdowns (47) and rushing touchdowns (22)... In 2006, Baltimore allowed a franchise-low 17 sacks.

## YEAR-BY-YEAR

### 2014 (REDSKINS)

Started at right guard at HOU (9/7)... Started at right guard vs. JAX (9/14), helping the Redskins to 41 points and 449 net yards.

### 2013 (REDSKINS)

Started all 16 games at right guard for the third consecutive season... Started and helped quarterback Robert Griffin III pass for 329 yards vs. PHI (9/9)... Started and helped the Redskins produce a 300-yard passer and 100-yard rusher at GB (9/15)... Started vs. DET (9/22) and helped Griffin III throw for 300 yards for a third consecutive week... Started at OAK (9/29) and helped the team to its first win of the season... Started at DAL (10/13), helping Washington post more than 200 yards both rushing and passing... Started vs. CHI (10/20), helping the Redskins post 499 yards and 45 points... Started at DEN (10/27)... Started vs. SD (11/3) as the Redskins posted 500 yards of offense... Started and helped the Redskins to 191 rushing yards at MIN (11/7)... Started in another 400-yard offensive performance at PHI (11/17)... Started vs. SF (11/25), vs. NYG (12/1) and vs. KC (12/8)... Started at ATL (12/15) and helped Kirk Cousins throw for 381 yards... Started vs. DAL (12/22) and at NYG (12/29).

### 2012 (REDSKINS)

Started all 16 regular season games at right guard for the Redskins for the second consecutive season... Started and helped allow Robert Griffin III to pass for 320 yards in a season-opening win at NO (9/9)... Started and helped the Redskins rush for 176 rushing yards at STL (9/16)... Started vs. CIN (9/23) and at TB (9/30)... Started and helped Alfred Morris to a second consecutive 100-yard rushing day vs. ATL (10/7)... Started and helped the Redskins rush for 183 yards in a win vs. MIN (10/14)... Started at left guard at NYG (10/21), contributing to the team's 248 rushing yards and 480 yards of total offense... Started at PIT (10/28) and vs. CAR (11/4)... Started vs. PHI and helped Griffin III post a perfect passer rating (11/18)... Played in his 100th career regular season game in a Thanksgiving Day win at DAL

(11/22), starting and helping Griffin III become the first quarterback in team history with consecutive four-touchdown passing games... Started and helped Morris run for a career-high 124 yards and a team total of 207 rushing yards in a win vs. NYG (12/3)... Started and helped Washington run for 172 yards in a win vs. BAL (12/9)... Started and blocked for Kirk Cousins' 329-yard debut as a starter in a win at CLE (12/16)... Started in a win at PHI (12/23)... Started and helped Morris break the single-season team rushing record with a 200-yard effort in a division-clinching win vs. DAL (12/30)... Started in the NFC Wild Card Round vs. Seattle.

### 2011 (REDSKINS)

Started all 16 games at right guard and was the only Redskins offensive lineman to start all 16 games at the same position... Started vs. NYG (9/11) in his first game as a Redskin and helped running back Tim Hightower rush a career-high 25 times in a season-opening win... Started vs. ARI (9/18) and helped pave the way for a running attack that totaled 35 carries for 172 yards (4.9 avg.)... Started at DAL (9/26) and helped protect quarterback Rex Grossman who passed for 250 yards... Started at STL (10/2) and blocked for a rushing attack that totaled a season-high 196 yards... Started vs. PHI (10/16) and helped protect quarterbacks Rex Grossman and John Beck to combine to pass for 260 yards... Started at CAR (10/23) for an offense that totaled 353 yards... Started at BUF (10/30)... Started vs. SF (11/6) and blocked for Beck, who completed 30 passes for 254 yards... Started at MIA (11/13)... Started vs. DAL (11/20) and protected quarterback Rex Grossman, who passed for 292 yards and two touchdowns for a quarterback rating of 95.5... Started in Washington's comeback win at SEA (11/27), helping Grossman pass for a season-high 314 yards and running back Roy Helu rush for 108 yards and a touchdown... Started vs. NYJ (12/4) and helped running back Roy Helu post his second consecutive 100-yard rushing game... Started vs. NE (12/11) for an offense that amassed a season-high 463 yards, including 170 on the ground... Started at NYG (12/18), helping the Redskins to their first sweep of the Giants since 1999... Started vs. MIN (12/24) and blocked for running back Evan Royster, who rushed for 132 yards... Started at PHI (1/1/12) and blocked for Royster's second consecutive 100-yard rushing game.

### 2010 (RAVENS)

Played in 14 games, starting all 14 at right guard... Helped pave way for running back Ray Rice who had 1,220 yards rushing on the year... Ravens totaled 1,831 yards on the ground and scored 11 touchdowns... Protected quarterback Joe Flacco who recorded a career-high in passing yards (3,622) and touchdowns (25)... Started at right guard in two playoff games at KC (1/9) and at PIT (1/15).

### 2009 (RAVENS)

Played in 16 games, with 13 starts. Helped the Ravens post 5,619 total yards, which was the second-highest total in franchise history... Was part of Ravens top three single-game yardage totals in team history (548 in game 13 vs. DET - 12/13, 501 in game 1 vs. KC - 9/13 and 479 in game 3 vs. CLE - 9/27)... Team rushed for 2,200 yards, including 1,339 yards by running back Ray Rice (third-highest total in franchise history)... In playoff game at NE (1/10), saw extensive action from scrimmage in which the Ravens rushed for a postseason-franchise-record 234 yards and four touchdowns.

## 2008 (RAVENS)

Saw action in 16 games, while starting 11... Was switched back from TE after a season-ending knee injury to right guard Marshal Yanda in game 5... Ravens rushed for 2,376 yards and then-franchise-record 20 touchdowns... Was a part of an offensive line that allowed the second fewest sacks in franchise history (33)... Started in three playoff games, including at MIA (1/4), at TEN (1/10) and at PIT (1/18).

## 2007 (RAVENS)

Appeared in 16 games with five starts... Helped protect Ravens QBs, allowing them time to complete a franchise-record 341 passes (61.2%) for 3,308 yards and helped open holes, allowing the Ravens to rush for 1,797 yards and 11 TDs.

## 2006 (RAVENS)

Saw action in 11 games with four starts... Helped protect Ravens QBs, allowing a franchise-low 17 sacks, the second fewest in the NFL in 2006... Ravens rushed for 1,637 yards and 11 touchdowns... Started his first-career game at right guard and helped Jamal Lewis rush a career-high-tying three touchdowns vs. ATL.

## COLLEGE

Found a home on the O-line as a senior after joining the Sooners' program as a 220-pound TE, adding over 60 pounds during college... Appeared in 22 career games, starting nine... Collected 25 knockdown blocks for a Sooners' offense that averaged 355.1 ypg in 2005... Played three positions on offense (TE, RG and C)... Used mostly on special teams as a junior... Redshirted as a freshman in 2001... Political science major.

## PERSONAL

Two-time first-team Golden West All-League and All-Orange County selection by the Los Angeles Times at Tustin (Calif.) HS... Chester was rated the eighth-best TE in the nation by Rivals.com during his senior year... Gained 815 yards with 11 TDs receiving as a senior and rushed for 450 yards and five scores... Earned the League Defensive Player of the Year honors as a small forward on the basketball team as a junior... Was an accomplished basketball player and discus thrower... Was one of 32 players to attend The Wharton School of the University of Pennsylvania (Feb. 24-27 and March 25-27, 2009)... Chris and his wife, Kirbie, have three children, Sean, Sylas and Sloane... Full name: Christopher Sean Chester.

## COMMUNITY

In 2013, participated in the Tyler's Kids Outreach (TKO) Football Camp at Redskins Park... Volunteered with the Washington Redskins Charitable Foundation in the annual Skin's Santa Shoppe event, which provides toys to children in need during the holiday season... That offseason, worked with the Northern Virginia Community Foundation to support philanthropic efforts in the area... Began working with ReSET, which focuses on improving STEM (Science, Technology, Engineering and Mathematics) development in high school curriculums... Donated \$5,000 to the athletic department at Broken Bow (Okla.) High School, his wife's alma mater. The year before, he donated funds for new equipment for the football team and funds for new jerseys for the basketball team at Tustin (Calif.) H.S., his alma mater... In 2011, worked with the Washington Redskins Charitable Foundation and the U.S. Marine Corps to provide 1,100 youth in need with a toy during the holiday season at the annual Skins Santa Shoppe... During the 2009 season, visited the Ronald McDonald House to pack and donate shoe boxes to send to needy children across the globe.

## YEAR-BY-YEAR STATS

### GAMES/STARTS

| Year          | Team | GP         | GS        |
|---------------|------|------------|-----------|
| 2006          | Bal  | 11         | 4         |
| 2007          | Bal  | 16         | 5         |
| 2008          | Bal  | 16         | 11        |
| 2009          | Bal  | 16         | 13        |
| 2010          | Bal  | 14         | 14        |
| 2011          | Was  | 16         | 16        |
| 2012          | Was  | 16         | 16        |
| 2013          | Was  | 16         | 16        |
| 2014          | Was  | 2          | 2         |
| <b>Career</b> |      | <b>123</b> | <b>97</b> |

### POSTSEASON

| Year          | Team | GP       | GS       |
|---------------|------|----------|----------|
| 2006          | Bal  | 1        | 0        |
| 2008          | Bal  | 3        | 3        |
| 2009          | Bal  | 2        | 1        |
| 2010          | Bal  | 2        | 2        |
| 2012          | Was  | 1        | 1        |
| <b>Totals</b> |      | <b>9</b> | <b>7</b> |



# RYAN CLARK

**SAFETY**  
5-11 | 205  
DOB: 10/12/79



**13TH NFL SEASON**  
**LSU**  
**ARCHBISHOP SHAW H.S. (MARRERO, LA.)**

## HONOR ROLL

Pro Bowl selection (2011 season)  
Steelers Walter Payton Man of the Year (2012)  
Steelers Ed Block Courage Award (2008)  
The Chief Award (Steelers Media Good Guy, 2008)  
USA Today All-Joe Team (2008)

## MILESTONES

**NFL debut:** 9/5/02 (vs. SF)... **First NFL start:** 10/19/03 (vs. PHI)... **100th NFL game:** 9/19/10 (at TEN)... **100th NFL start:** 11/13/11 (at CIN)... **First INT:** 10/30/05 (at NYG, Eli Manning)... **First FF:** 12/18/05 (vs. DAL, Julius Jones)... **First FR:** 11/12/06 (vs. NO, Reggie Bush)... **First multi-FR game:** 11/12/06 (vs. NO, 2)... **First sack:** 12/28/03 (vs. CAR, Jake Delhomme)... **First postseason FF:** 1/18/09 (AFC Championship vs. BAL, Willis McGahee)... **First postseason INT:** 1/15/11 (AFC Divisional Round vs. BAL, Joe Flacco)

## TRANSACTIONS

Originally entered the NFL with the New York Giants as a college free agent on April 22, 2002... Released by the Giants on October 21, 2002... Added to the Giants' practice squad on October 23, 2002... Released by the Giants on May 27, 2004... Signed with the Washington Redskins on July 31, 2004... Signed with the Pittsburgh Steelers as an unrestricted free agent on March 14, 2006... Re-signed with the Steelers on March 8, 2010... Signed with the Washington Redskins as an unrestricted free agent on April 2, 2014.

## PRO

Veteran safety and vocal leader who signed on for his second stint with Washington during the 2014 offseason... Credited by coaches with at least 100 tackles in each of his last six seasons from 2008-13, including a career-high 122 in 2010... Enters 2014 having appeared in 161 career regular season games with 137 starts, amassing 807 tackles (562 solo) according to STATS, LLC, as well as 52 passes defended, 15 interceptions, six fumbles recovered, five fumbles forced and 3.5 sacks... Part of two AFC title-winning teams in 2008 and 2010, including the 2008 squad that earned a 27-23 victory in Super Bowl XLIII... In Pittsburgh, wore No. 21 in practice in honor of the late Sean Taylor, his teammate in Washington from 2004-05.

## YEAR-BY-YEAR

### 2014 (REDSKINS)

Started at HOU (9/7), contributing five tackles (four solo) and a pass defended. Marked his first game as a member of the Redskins since an NFC Wild Card game against Seattle on Jan. 14, 2006, a span of 3,159 days... Started and registered a half-sack vs. JAX (9/14).

### 2013 (STEELERS)

Started at free safety in all 16 games... Recorded at least 10 tackles in four games... Recorded a career-high 15 tackles vs. TEN (9/8)... Totaled a team-high 11 tackles at CIN (9/16)... Recorded his 14th career interception and 11th as a Steeler and tied for the lead in tackles (seven) for defensive backs at N.Y. Jets (10/13)... Started his 100th career game as a Steeler and led the

defensive backs in tackles (11) at OAK (10/27)... Returned an interception 37 yards to the Buffalo 13-yard line in the fourth quarter vs. BUF (11/10)... Recovered a fumble on the Lions' fake field goal attempt in the fourth quarter vs. DET (11/17)... Tied for the team lead with 10 tackles at GB (12/22).

### 2012 (STEELERS)

Started all 15 games in which he appeared... Named Steelers' Walter Payton Man of the Year... Led or tied for the team lead in tackles seven times (Weeks 2, 6, 8-12 and 15)... Finished third on team with 106 tackles... Registered at least 100 tackles for a fifth straight season... Tied for second on the team in interceptions (two), forced fumbles (two) and fumble recoveries (one)... Part of a secondary that finished first in the NFL in pass defense... Inactive at DEN (9/9)... Started at free safety for the sixth-consecutive home opener vs. NYJ (9/16) and tied for the team lead with eight tackles... Started at free safety at OAK (9/23) and picked off QB Carson Palmer on the Raiders' first offensive play and returned it a career-long 26 yards to the OAK 36-yard line... Forced a fumble by QB Michael Vick on the Steelers' one-yard line that was recovered in the endzone for a touchback vs. PHI (10/7)... Led team with nine tackles at TEN (10/11)... Led the team with six tackles vs. WAS (10/28) despite leaving game in the second quarter with a concussion... Was part of a secondary that held QB Eli Manning to 125 passing yards at NYG (11/4)... Led team with 10 tackles vs. KC (11/12)... Left the game late in the fourth quarter with a possible concussion and did not return... Registered his second forced fumble of the season vs. BAL (11/18) and was part of a secondary that held the Ravens to 153 net passing yards... Had a season-high 13 tackles and helped hold QB Brandon Weeden to 158 passing yards at CLE (11/25)... Intercepted QB Joe Flacco at BAL (12/2)... Had a team-high 11 tackles at DAL (12/16)... Recovered an A.J. Green fumble vs. CIN (12/23), his first fumble recovery since 9/26/10 at TB.

### 2011 (STEELERS)

Started all 16 regular-season games at free safety and earned to his first Pro Bowl selection... Posted 100 tackles, becoming the first safety to lead the Steelers in tackles dating back to the 1970s... Had one interception, four pass breakups and one forced fumble... Helped hold the Seahawks to 159 yards passing vs. SEA (9/18)... Part of a defense that held the Colts to 153 yards passing at IND (9/25)... Helped hold the Jaguars to 109 yards passing vs. JAX (10/16)... Recorded his first interception of the season at ARI (10/23)... Had a team-high eight tackles vs. NE (10/30)... Made his 100th career start at FS at CIN (11/13)... Played in his 125th career game at KC (11/27)... Helped hold the Browns to three points vs. CLE (12/8)... Recorded first sack of the season and first since 9/9/07 at CLE, sacking QB Seneca Wallace for a seven-yard loss at CLE (1/1)... Inactive with sickle-cell trait for AFC Wild Card Game at DEN (1/8).

### 2010 (STEELERS)

Started all 16 regular-season games and all three postseason games at free safety... Finished third on the team with 122 tackles, a career high... Posted two interceptions, seven pass breakups and one fumble recovery... Finished postseason tied for team lead with 21 tackles. Added one interception (his first career postseason interception), one forced fumble and two pass breakups... Helped hold the Falcons to 58 yards rushing vs. ATL (9/12)... Played in his 100th career game at TEN (9/19) and helped the unit force six turnovers... Made his 50th career start for the Steelers at TB (9/26) and recovered a fumble... Finished with 13 tackles and one pass breakup vs. BAL (10/3)... Posted his first interception of the season vs. CLE (10/17) on the

Browns' first drive of the game and returned it 11 yards... Recorded 12 tackles vs. NE (11/14)... Had 12 tackles and one pass breakup vs. CAR (12/23) and was part of a defense that held the Panthers to a season-low 72 yards passing... Posted second interception of the season and returned it 23 yards at CLE (1/2)... Had eight tackles in AFC Divisional Game vs. BAL (1/15), forcing his second career postseason fumble and recording his first career postseason interception... Had five tackles and one pass breakup in AFC Championship vs. NYJ (1/23)... Posted a team-high eight tackles in Super Bowl XLV vs. GB (2/6).

#### 2009 (STEELERS)

Started at free safety in all 15 games in which he appeared... Finished second on the team with 110 tackles and tied for the team lead with three interceptions... Recorded seven solo tackles and an interception at DET (10/11)... Recorded three solo tackles and an interception vs. CLE (10/18)... Totaled 10 solo tackles and two pass breakups at KC (11/22)... Recorded 11 solo tackles at CLE (12/10)... Made his 75th career start at FS and recorded eight solo tackles, one pass breakup and an interception at MIA (1/3).

#### 2008 (STEELERS)

Started 14 regular season games... Selected winner of "The Chief Award" for his cooperation with the media, an award voted annually by the Pittsburgh chapter of the Pro Football Writers of America... Received the team's Ed Block Courage award... Named to the USA Today All-Joe team... Finished second on the team with 113 tackles (55 solo) and contributed one interception and eight passes defended... Started three postseason games and finished with 14 postseason tackles (11 solo)... Tied for the team lead with two passes defended at CLE (9/14)... Finished second on the team with nine tackles (five solo) at PHI (9/21)... Made his 50th career start vs. BAL (9/29) and recorded eight tackles (three solo) and had one pass defended... Played in his 75th career game at CIN (10/19) and finished with eight tackles (four solo)... Finished second on the team with nine tackles (seven solo, a team high) vs. NYG (10/26)... Inactive at WAS (11/3) with a shoulder injury... Returned from a shoulder injury to start vs. IND (11/9)... Finished with 12 tackles (six solo) vs. CIN (11/20), the most in his first three years with the Steelers... Recorded eight tackles (five solo), one QB pressure and two passes defended at NE (11/30)... Registered seven tackles (two solo) at BAL (12/14), surpassing 100 tackles in a season for the first time in his career. Also recorded his first interception of the season in the first quarter... Led team with 12 tackles (seven solo) and had one pass defended at TEN (12/21)... Inactive vs. CLE (12/28) with a shoulder injury... Finished with one solo tackle in AFC Divisional Game vs. SD (1/11)... Finished second on the team with eight solo tackles and forced his first postseason fumble in AFC Championship Game vs. BAL (1/18)... Finished with five tackles (two solo) in a Super Bowl XLIII victory vs. ARI (2/1).

#### 2007 (STEELERS)

Played in six games, starting all five at free safety and one at strong safety... Missed three consecutive games in Weeks 8-10 with a spleen injury... Placed on the Reserve/ Injured List on Nov. 14... Finished season with 24 tackles, one sack, two passes defended and a forced fumble... Made three solo tackles, including a sack for a loss of 12 yards at CLE (9/9). Also broke up one pass and registered the third forced fumble of his career... Racked up five solo tackles and one quarterback hit at ARI (9/30)... Made his fifth consecutive start vs. SEA (10/7), but his first at SS because of an injury to Troy Polamalu. Part of a unit that allowed only 144 total yards (38 rushing, 106 passing)... Returned to his starting role at FS at DEN (10/21) and helped limit Denver running backs to only 54 rushing yards.

#### 2006 (STEELERS)

In his first season with the Steelers, played in 13 games, starting 12 and finishing with 75 tackles... Notched one interception and three fumble recoveries... Started his first game as a Steeler at free safety vs. MIA (9/7), registering six solo tackles... Started at FS and recorded eight tackles (six solo) vs. CIN (9/24). Hit Bengals WR Chris Henry over the middle, causing

the ball to be intercepted by Ike Taylor... Recorded his first interception as a Steeler at SD (10/8) and tied a game high with eight tackles (seven solo)... Helped hold the Raiders to 17 yards passing at OAK (10/29)... Recorded five tackles (four solo) and recovered two fumbles, the first fumble recoveries of his career vs. NO (11/12)... Recorded six tackles (five solo) and one pass defended at CLE (11/19). Also recovered a fumble, his third recovery in the last two games... Recorded four solo tackles before leaving the game with a groin injury that forced him to miss the next game vs. TB (12/3)... Saw action but didn't start at CAR (12/17) and recorded one tackle before re-aggravating his groin injury... Missed the final two games with a hamstring injury.

#### 2005 (REDSKINS)

Finished the season with 72 tackles (48 solo), three interceptions, two forced fumbles and a half sack, starting all 13 games he played in... Missed first two games of the season due to injury... Recorded eight tackles (four solo) at DEN (10/9)... Inactive with an injury at KC (10/16)... Recorded career highs with 14 tackles and 11 solo tackles at NYG (10/30). Also tallied his first career interception by picking off Eli Manning... Recorded five tackles (three solo) vs. PHI (11/6) and made a game-saving play intercepting Eagles quarterback Donovan McNabb on fourth down on the Redskins' 7-yard line with 1:32 remaining in the fourth quarter... Registered six tackles (four solo), a halfsack for 4.5 yards vs. SD (11/27)... Recorded six tackles (three solo) and one forced fumble vs. DAL (12/18)... Recorded five tackles (three solo), one interception for four yards and one forced fumble in a playoff-berth-clinching win at PHI (1/1)... Started both postseason games, finishing fifth on the team with 12 tackles (11 solo)... Notched seven tackles (six solo) in NFC Wild Card Round at TB (1/7)... Recorded five tackles (all solo) in NFC Divisional Round at Seattle (1/14).

#### 2004 (REDSKINS)

Stepped in for the secondary when Matt Bowen and Andre Lott went down due to injuries... Played in 15 games and made 11 starts... Led all Washington defensive backs with 91 tackles (65 solo), finishing fourth on the team... Added 10 special teams tackles... Set a then-career high with 12 tackles (10 solo) vs. BAL (10/10)... Recorded nine tackles (six solo) at CHI (10/17)... Recorded nine tackles (six solo) vs. GB (10/31)... Recorded 11 tackles (eight solo) at DET (11/7)... Matched a then-career high with 12 tackles and 10 solo vs. CIN (11/14).

#### 2003 (GIANTS)

Had a breakout season with the Giants, playing all 16 games while starting four... Recorded 23 tackles (17 solo) one sack, two passes defended and five special teams stops... Started at various positions in Weeks 7, 11, 12 and 16... Notched four tackles with one solo and a pass defended vs. PHI (10/19)... Recorded six tackles (three solo) and a pass defended vs. ATL (11/9)... Recorded three solo tackles and his first career sack for a loss of seven yards vs. CAR (12/28).

#### 2002 (GIANTS)

Played in the first six games of the season on special teams... Signed to the Giants' practice squad on Oct. 23 for the remainder of the season... Recorded his only tackle of the season at STL (9/15).

### COLLEGE

Started 36 consecutive games at free safety for LSU from 1998-2001... Ranked third on the Tigers with 88 tackles (63 solo) and recorded three interceptions as a senior in 2001... As a junior in 2000, was named second team All-SEC by both the Sporting News and SEC coaches after finishing third on the squad with 99 tackles (57 solo) in 12 starts. Tied for team lead with two regular season interceptions... Started all 11 games as a sophomore in 1999. Led the Tigers in tackles (110), interceptions (three), pass breakups (10) and forced fumbles (three)... Named LSU's Special Teams Player of the Year as a redshirt freshman in 1998.

## PERSONAL

Attended Archbishop Shaw H.S. in Marrero, La., where he was a Class 5A All-State selection and District 10-5A defensive MVP... Recorded 86 tackles and six interceptions his senior year... As a punt returner, averaged 16 yards per return, including one for a touchdown... Recorded 16 interceptions in his prep career, including four his senior year... In 2012, started Ryan Clark's Cure League to raise money for sickle cell disease research, clinical care, and increased awareness about the disease ([www.cureleague.org](http://www.cureleague.org))... Married to wife, Yonka, and has three children, Jordan, Jaden and Loghan, and has a dog, Harley... Son of Michael and Sheila Clark... Full name: Ryan Terry Clark... Born October 12, 1979 in New Orleans.

## CAREER HIGHS

### SINGLE-GAME

**Total Tackles:** 13, vs. Tennessee (09/08/13)  
**Solo Tackles:** 11, at NY Giants (10/30/05)  
**Interceptions:** 1, 15 times, last vs. Buffalo (11/10/13)  
**Passes Defensed:** 2, five times, last at NY Jets (10/13/13)  
**Forced Fumbles:** 1, five times, last vs. Baltimore (11/18/12)  
**Fumble Recoveries:** 2, vs. New Orleans (11/12/06)

### SINGLE-SEASON

**Total Tackles:** 104 (2013)  
**Solo Tackles:** 74 (2012)  
**Interceptions:** 3 (2005 and 2009)  
**Passes Defensed:** 8 (2009)  
**Forced Fumbles:** 2 (2005 and 2012)  
**Fumble Recoveries:** 3 (2006)

## YEAR-BY-YEAR STATS

### DEFENSE

| Year          | Team | G          | GS         | Tack       | Solo       | Sack     | INT       | PD        |
|---------------|------|------------|------------|------------|------------|----------|-----------|-----------|
| 2002          | NYG  | 6          | 0          | 1          | 0          | 0        | 0         | 0         |
| 2003          | NYG  | 16         | 4          | 17         | 17         | 1        | 0         | 2         |
| 2004          | Was  | 15         | 11         | 75         | 61         | 0        | 0         | 1         |
| 2005          | Was  | 13         | 13         | 57         | 42         | 0.5      | 3         | 5         |
| 2006          | Pit  | 13         | 12         | 69         | 45         | 0        | 1         | 4         |
| 2007          | Pit  | 6          | 6          | 20         | 16         | 1        | 0         | 3         |
| 2008          | Pit  | 14         | 14         | 83         | 50         | 0        | 1         | 6         |
| 2009          | Pit  | 15         | 15         | 89         | 68         | 0        | 3         | 8         |
| 2010          | Pit  | 16         | 15         | 90         | 57         | 0        | 2         | 7         |
| 2011          | Pit  | 16         | 16         | 100        | 71         | 1        | 1         | 5         |
| 2012          | Pit  | 15         | 15         | 102        | 74         | 0        | 2         | 7         |
| 2013          | Pit  | 16         | 16         | 104        | 61         | 0        | 2         | 4         |
| 2014          | Was  | 2          | 2          | 7          | 4          | 0.5      | 0         | 1         |
| <b>Career</b> |      | <b>163</b> | <b>139</b> | <b>814</b> | <b>566</b> | <b>4</b> | <b>15</b> | <b>53</b> |

\*Tackle stats according to STATS, LLC

### ADDITIONAL

**Fumbles Forced-Recovered:** 2-0 in 2005, 0-3 in 2006, 1-0 in 2007, 0-1 in 2010, 2-1 in 2012, 0-1 in 2013


### POSTSEASON

| Year          | Team | G        | GS       | Tack      | Solo      | Sack       | INT      | PD       |
|---------------|------|----------|----------|-----------|-----------|------------|----------|----------|
| 2005          | Was  | 2        | 2        | 12        | 11        | 0          | 0        | 1        |
| 2008          | Pit  | 3        | 2        | 15        | 12        | 0          | 0        | 0        |
| 2010          | Pit  | 3        | 3        | 16        | 12        | 0          | 1        | 2        |
| <b>Career</b> |      | <b>8</b> | <b>7</b> | <b>43</b> | <b>35</b> | <b>0.0</b> | <b>1</b> | <b>3</b> |

### ADDITIONAL POSTSEASON

**Fumbles Forced-Recovered:** 1-0 in 2008, 1-0 in 2010





# TOM COMPTON

**TACKLE**  
**6-5 | 308**  
**DOB: 5/10/89**



**2ND NFL SEASON**  
**SOUTH DAKOTA**  
**ROSEMOUNT H.S. (ROSEMOUNT, MINN.)**

## MILESTONES

**NFL debut:** 9/9/13 (vs. PHI)

## TRANSACTIONS

Selected by the Washington Redskins in the sixth round (193rd overall) of the 2012 NFL Draft... Waived by the Redskins on August 31, 2012... Signed to the Redskins' practice squad on September 2, 2012... Promoted to the Redskins' active roster on December 5, 2012.

## PRO

Young tackle who contributed primarily on special teams in 2013... Spent the majority of the 2012 season on the Redskins' practice squad... Enters 2014 having appeared in 15 career games.

## YEAR-BY-YEAR

### 2014 (REDSKINS)

Played on offense and special teams at HOU (9/7) and vs. JAX (9/14).

### 2013 (REDSKINS)

Played in 15 games... Made his NFL debut on special teams vs. PHI (9/9)... Played on special teams at GB (9/15), vs. DET (9/22), at OAK (9/29), at DAL (10/13), vs. CHI (10/20) and at DEN (10/27)... Played four plays on offense as an extra blocker vs. SD (11/3), including all three of fullback Darrel Young's touchdown runs... Contributed on offense and special teams at MIN (11/7)... Active but did not play at PHI (11/17)... Played on special teams vs. SF (11/25)... Contributed on offense and special teams vs. NYG (12/1)... Saw action on special teams vs. KC (12/8)... Played on offense and special teams at ATL (12/15)... Played on special teams vs. DAL (12/22) and at NYG (12/29).

### 2012 (REDSKINS)

Signed to the active roster from the practice squad in Week 13... Inactive vs. BAL (12/9) and at CLE (12/16)... Active but did not play at PHI (12/23)... Inactive vs. DAL (12/30)... Inactive in NFC Wild Card Round vs. SEA (1/6).

## COLLEGE

After redshirting in 2007, started all 43 games played by South Dakota during his time with the Coyotes from 2008-11... As a senior in 2011, started all 11 games, including helping the Coyotes to a 30-17 upset of top-ranked defending champion Eastern Washington... In 2010, was named an All-Great West Conference first-team selection... Started all 11 games at left tackle... Received USD's Most Valuable Lineman Award, helping the Coyotes average 150.9 rushing yards, 207.1 passing yards and 23.4 points per game... As a sophomore in 2009, was named All-Great West Conference honorable mention, starting all 10 games at right tackle for the Coyotes... Was an integral part of a USD offense that averaged 460 yards per game (fourth in the nation), 202 rushing yards per game (11th in the nation) and 258 passing yards per game (16th in the nation)... Was part of an offensive line that allowed just 10 sacks (10th in the nation)... In 2008, started all 11 games at right tackle on offensive line that helped the Coyotes rank in the top 10 nationally in scoring offense, total offense and rushing offense.

## PERSONAL

Attended Rosemount (Minn.) H.S., where he was a two-year starter on the offensive line... Led his high school team to section championship and a state semifinal berth... Helped pave way for a 1,000-yard rusher... Son of John and Karen Compton... Born on May 10, 1989... Majored in Political Science at USD.

## YEAR-BY-YEAR STATS

### GAMES/STARTS

| Year          | Team | GP        | GS       |
|---------------|------|-----------|----------|
| 2013          | Was  | 15        | 0        |
| 2014          | Was  | 2         | 0        |
| <b>Career</b> |      | <b>17</b> | <b>0</b> |



# WILL COMPTON

LINEBACKER  
6-1 | 230  
DOB: 9/19/89



1ST NFL SEASON  
NEBRASKA  
NORTH COUNTY H.S. (BONNE TERRE, MO.)

## MILESTONES

NFL debut: 12/29/13 (at NYG)

## TRANSACTIONS

Originally entered the NFL with the Washington Redskins as a college free agent on May 2, 2013... Waived on August 31, 2013... Signed to the Redskins' practice squad on September 1, 2013... Signed to the Redskins' active roster on December 24, 2013.

## YEAR-BY-YEAR

### 2014 (REDSKINS)

Played on special teams at HOU (9/7)... Recorded a solo tackle vs. JAX (9/14).

### 2013 (REDSKINS)

Spent the first 16 weeks of the season on the team's practice squad... Signed to the team's active roster in Week 17... Made NFL debut on special teams at NYG (12/29).

## COLLEGE

Appeared in 50 games with 37 starts as a linebacker at Nebraska... Finished career with 247 tackles, ranking 12th at Nebraska all-time in that category... Two-time All-Big Ten selection... Finished career with four fumble recoveries, one interception returned for a touchdown, 5.0 sacks and 14.5 tackles for a loss... In 2012, named to the All-Big Ten team after recording a team-high three fumble recoveries and 110 tackles as a senior... Returned an interception 24 yards for a touchdown and had 3.0 sacks... In 2011, recorded 82 tackles and seven tackles for a loss, earning an All-Big Ten selection... In 2010, had 15 tackles and one sack in nine games... As a redshirt freshman in 2009, won the starting linebacker job and earned freshman All-Big 12 honors... Helped Nebraska lead the nation in scoring defense with 40 tackles and half a sack... Redshirted in 2008.

## PERSONAL

Attended North County H.S. in Bonne Terre, Mo... Was a four-star recruit and ranked the No. 3 player in the state of Missouri by Rivals.com... Ranked the No. 13 middle linebacker in the nation by Scout.com... As a senior, registered 107 tackles, 4.0 sacks, two interceptions, one forced fumble and one recovered fumble... On offense, had 500 rushing yards, 1,000 all-purpose yard and 14 touchdowns... Received first-team all-state honors from Missouri Sportswriters and Broadcasters Association... As a junior, recorded 71 tackles and an interception, earning all-district and all-conference honors... Finishing with 455 rushing yards and 855 receiving yards, earning first-team all-state honors as a receiver... Was a business administration major... Born Sept. 19, 1989.

## YEAR-BY-YEAR STATS

### DEFENSE

| Year          | Team | G        | GS       | Tack     | Solo     | Sack     | INT      | PD       |
|---------------|------|----------|----------|----------|----------|----------|----------|----------|
| 2013          | Was  | 1        | 0        | 0        | 0        | 0        | 0        | 0        |
| 2014          | Was  | 2        | 0        | 1        | 1        | 0        | 0        | 0        |
| <b>Career</b> |      | <b>3</b> | <b>0</b> | <b>1</b> | <b>1</b> | <b>0</b> | <b>0</b> | <b>0</b> |

\*Tackle stats according to STATS, LLC



# KIRK COUSINS

QUARTERBACK  
6-3 | 202  
DOB: 8/19/88



3RD NFL SEASON  
MICHIGAN STATE  
HOLLAND CHRISTIAN H.S. (HOLLAND, MICH.)

## MILESTONES

**NFL debut:** 10/7/12 (vs. ATL)... **First start:** 12/16/12 (at CLE)... **First win as starter:** 12/16/12: (at CLE, 38-21)... **First fourth-quarter comeback win:** 12/9/12 (vs. BAL, 31-28 in OT)... **First completion:** 10/7/12 (vs. ATL, 4 yards to Joshua Morgan)... **First passing TD:** 10/7/12 (vs. ATL, 77 yards to Santana Moss)... **First multi-passing TD game:** 12/16/12 (at CLE, 2)... **First 300 yard passing game:** 12/16/12 (at CLE, 329 yards)

## TRANSACTIONS

Selected by the Washington Redskins in the fourth round (102nd overall) of the 2012 NFL Draft.

## PRO

Enters 2014 having appeared in eight regular season games and one post-season game with four regular season starts... Completed 33-of-48 passes (68.8 percent) for 466 yards with four touchdowns, three interceptions and a passer rating of 101.6 in his rookie season in 2012... With Robert Griffin III, was part of quarterback duo in 2012 that made the Redskins the first team since the 1970 AFL-NFL merger to have two different rookie quarterbacks lead fourth-quarter comeback wins in the same season and the first team in history with two rookie quarterbacks with 300-yard passing games in a single season.

## YEAR-BY-YEAR

### 2014 (REDSKINS)

Active but did not play at HOU (9/7)... Entered in relief vs. JAX (9/14) and completed 22-of-33 passes of 250 yards with two touchdowns and a 109.4 passer rating en route to a 41-10 win. Completed his first 12 passes, the longest consecutive completion streak of his career, exceeding his 10 consecutive completions vs. DAL in 2013.

### 2013 (REDSKINS)

Appeared in five games, starting the final three of the season... Active but did not play vs. PHI (9/9), at GB (9/15), vs. DET (9/22), at OAK (9/29), at DAL (10/13) and vs. CHI (10/20)... Completed 5-of-9 passes for 48 yards with two interceptions in reserve at DEN (10/27)... Active but did not play vs. SD (11/3), at MIN (11/7), at PHI (11/17), vs. SF (11/25) and vs. NYG (12/1)... Completed 7-of-16 passes for 59 yards in reserve vs. KC (12/8)... Started at ATL (12/15), completing 29-of-45 passes for 381 yards and three touchdowns, all career highs. Became the first Redskins quarterback in the Super Bowl era to throw for 300 yards in each of his first two career starts, according to the Elias Sports Bureau. Threw for 248 yards in the first half, the most in a first half by a Redskins quarterback since Mark Rypien threw for 259 yards in the first two quarters vs. Atlanta on Nov. 10, 1991... Started and completed 21-of-36 passes for 197 yards with one touchdown and one interception vs. DAL (12/22). Also posted two rushing attempts for 10 yards... Started and completed 19-of-49 passes for 169 yards at NYG (12/29).

### 2012 (REDSKINS)

Played in three regular season games with one start and saw his first post-season action... Was active but did not play as the second quarterback in a season-opening win at NO (9/9), at STL (9/16), vs. CIN (9/23) and at TB (9/30)... Saw his first action vs. ATL (10/7), entering in relief of the injured Robert Griffin III in the third quarter and completing 5-of-9 passes for 111 yards with a touchdown and two interceptions. His first career pass attempt was a four-yard completion to wide receiver Joshua Morgan. In the fourth quarter, he threw the first touchdown pass of his career, finding Santana Moss for a 77-yard touchdown. With the pass, the Redskins became the first team since the 1941 Chicago Cardinals to have two rookie quarterbacks each throw a touchdown pass of 75+ yards in the same season... Active but did not play vs. MIN (10/14), at NYG (10/21), at PIT (10/28), vs. CAR (11/4), vs. PHI (11/18), at DAL (11/22) and vs. NYG (12/3)... Led the first fourth-quarter comeback of his career, replacing Griffin III in the final two minutes of a win vs. BAL (12/9). Led an eight-point fourth-quarter comeback, making the Redskins the first team since the 1970 AFL-NFL merger to have two different rookie quarterbacks lead fourth-quarter comeback wins in the same season. Hit Pierre Garçon for an 11-yard touchdown and then converted the game-tying two-point conversion on a quarterback draw, marking the first time in team history that the Redskins had scored a two-point conversion to send a game to overtime. The comeback was named the NFL GMC Never Say Never Moment of the Week... Made his first career start in a win at CLE (12/16), completing 26-of-37 passes for 329 yards with two touchdowns, all career highs. He and Griffin III became the first duo to each have started a game for the Redskins as rookies in the same season since Heath Shuler and Gus Frerotte in 1994. With Cousins' victory in Week 15 and Griffin III's win in Week 1, the Redskins became the first team in a non-strike season to have two different rookie quarterbacks win their first career starts in the same season since rookies John Elway and Gary Kubiak won their starting debuts with the Denver Broncos in 1983. The game was Cousins' first 300-yard passing performance, as the Redskins became the first team in NFL history to have two different rookie quarterbacks post 300-yard passing games in the same season. Won Pepsi NFL Rookie of the Week and GMC Never Say Never Moment of the Week for his efforts... Active but did not play at PHI (12/23) and vs. DAL (12/30)... Completed three-of-10 passes for 31 yards in relief of an injured Griffin III in the NFC Wild Card Round vs. SEA (1/6).

## CAREER HIGHS

### SINGLE-GAME

|                            |  |
|----------------------------|--|
| <b>Pass Attempts:</b>      | 49, at New York Giants (12/29/13)        |
| <b>Pass Completions:</b>   | 29, at Atlanta (12/15/13)                |
| <b>Yards Passing:</b>      | 381, at Atlanta (12/15/13)               |
| <b>Long (Passing):</b>     | 77t, vs. Atlanta (10/07/12)              |
| <b>Passing Touchdowns:</b> | 3, at Atlanta (12/15/13)                 |
| <b>Passer Rating:</b>      | 158.3 (2 att.), vs. Baltimore (12/09/12) |
| <b>Carries:</b>            | 3, at Cleveland (12/16/12)               |
| <b>Rushing Yards:</b>      | 22, at Cleveland (12/16/12)              |
| <b>Long (Rushing):</b>     | 17, at Cleveland (12/16/12)              |


## COLLEGE

Appeared in 45 games, starting 39 of his last 40 contests, completing 723-of-1,128 passes (64.10%) for 9,131 yards, 66 touchdowns and 30 interceptions... Gained 9,004 yards on 1,239 plays, an average of 7.33 yards per snap and 200.08 yards per game... Holds the school career-record with 66 touchdown passes, topping the previous mark of 61 by Jeff Smoker (2000- 03) ... Exited Michigan State ranking tenth on the Big Ten Conference all-time touchdown passes list (66)... His 25 touchdown passes in 2011 broke the old school season record of 22 by Drew Stanton in 2005... Threw for at least two touchdowns in 19 starts... Set school record for career pass completions (723)... His 34 completions vs. Notre Dame in 2011 were one shy of Smoker's school single-game record (35 vs. Ohio State in 2003)... One of seven players in school history to complete at least 60 percent of his passes for MSU, as his pass completion percentage of 64.1 is second in school history and tied for seventh in Big Ten Conference history... Established a Michigan State career-record with a 146.08 pass efficiency rating, topping the old mark of 142.3 by Gene Glick (1946-49)... Holds the school record with 9,004 yards in total offense for his career... Was only the second player in Spartan history to be named team captain as a sophomore and the first since 1949... Holds the school career record with 26 games throwing for at least 200 yards... One of only sixteen players in the history of the university to earn Academic All-Big Ten Conference honors all four seasons.

## PERSONAL

In the 2013 offseason, published his first book, "Game Changer: Faith, Football, & Finding Your Way," in which he uses a letter written to his 15-year-old self to serve as guidance for young athletes... During the 2013 season, volunteered at the Tyler's Kids Outreach Football Camp at Redskins Park. Also participated in Ryan Kerrigan's first Blitz for the Better

Foundation fundraising event, acting as a celebrity waiter at a special dinner event... Attended Holland (Mich.) Christian H.S., where he lettered in football, baseball and basketball... Earned All-Ottawa-Kent Conference honors as a quarterback for the football team, as a pitcher for the baseball squad and as a shooting guard for basketball... Was a three-star prospect by Rivals.com, which rated him Michigan's 27th-best overall prospect... Closed out his career by completing 198-of-366 passes (.541) for 3,204 yards, 40 touchdowns and 18 interceptions in sixteen games, as he had at least three touchdown passes in nine of those contests... In 2006, Cousins was an All-State and Academic All-State honorable mention choice by the Michigan High School Football Coaches Association, as he went on to set 35 school game-, season- and career-records en route to garnering Area Player of the Year accolades... That season, he completed 130-of-231 throws (.563) for 2,088 yards, 28 touchdowns and 10 interceptions as a senior, leading the Maroons to a program-best 7-3 record while qualifying for the playoffs for the first time in school history... Graduated from Michigan State in December 2011 with a 3.68 grade point average, majoring in Kinesiology... Participated in the Spartan Buddies program, volunteering in the pediatric ward at Sparrow Hospital in Lansing and in the Athletes in Action sports ministry... In the spring of 2013, served as the color analyst on the Big Ten Network broadcast of Michigan State's Green-White Spring Game... Son of MaryAnn and Don Cousins... Father is a minister... Brother, Kyle, lettered four times as a pitcher at Calvin College (Grand Rapids, Mich.)... Married his wife, Julie, in the 2014 offseason... Born Aug. 19, 1988.



## YEAR-BY-YEAR STATS

### PASSING

| Year          | Team | G        | GS       | Att        | Comp       | Pct         | Yds         | Yd/A       | TD        | Int       | Lg         | Rate        |
|---------------|------|----------|----------|------------|------------|-------------|-------------|------------|-----------|-----------|------------|-------------|
| 2012          | Was  | 3        | 1        | 48         | 33         | 68.8        | 466         | 9.7        | 4         | 3         | 77t        | 101.6       |
| 2013          | Was  | 5        | 3        | 155        | 81         | 52.3        | 854         | 5.5        | 4         | 7         | 32         | 58.4        |
| 2014          | Was  | 1        | 0        | 33         | 22         | 66.7        | 250         | 7.6        | 2         | 0         | 21         | 109.4       |
| <b>Career</b> |      | <b>9</b> | <b>4</b> | <b>236</b> | <b>136</b> | <b>57.6</b> | <b>1570</b> | <b>6.7</b> | <b>10</b> | <b>10</b> | <b>77t</b> | <b>74.3</b> |

### RUSHING

| Year          | Team | Att      | Yds       | Avg        | Lg        | TD       |
|---------------|------|----------|-----------|------------|-----------|----------|
| 2012          | Was  | 3        | 22        | 7.3        | 17        | 0        |
| 2013          | Was  | 4        | 14        | 3.5        | 6         | 0        |
| 2014          | Was  | 1        | -1        | -1         | -1        | 0        |
| <b>Career</b> |      | <b>8</b> | <b>35</b> | <b>4.4</b> | <b>17</b> | <b>0</b> |

### ADDITIONAL

**Record as Starter:** 1-3 (0.250) career; 1-3 (0.250) with Redskins

**Fumbles-Lost:** 1-0 in 2012, 3-2 in 2013

**Fourth Quarter Comeback Wins:** 1 (12/9/12 vs. BAL)

**Overtime Wins:** 1 (12/9/12 vs. BAL)

**300-Yard Passing Games:** 2 (1 in 2012, 1 in 2013)

### POSTSEASON


2012 (WAS): 1 G, 3-of-10 (30.0%), 31 yds, 40.0 rating; 1 rush for 0 yards

# AKEEM DAVIS

**SAFETY**  
6-1 | 200  
DOB: 12/25/89



**ROOKIE**  
**MEMPHIS**  
LAUREL (Miss.) H.S.



## MILESTONES

**NFL debut:** 9/14/14 (vs. JAX)

## TRANSACTIONS

Signed with the Washington Redskins as a free agent on April 9, 2014... Waived by the Redskins on August 31, 2014... Signed to the Redskins' practice squad on September 1, 2014... Signed to the Redskins' active roster on September 9, 2014.

## YEAR-BY-YEAR

### 2014 (REDSKINS)

Made the Redskins' initial 53-man roster but was waived a day later and added to the team's practice squad... Promoted to the team's active roster in Week 2... Made NFL debut vs. JAX (9/14).

## COLLEGE

Played at Memphis from 2008-12, after spending his freshman season in 2007 at Jones County Junior College in Ellisville, Miss... At Memphis, he played in 34 career games with 27 starts and twice being named a team captain. Recorded 162 career tackles (13 for loss), three interceptions, 2.5 sacks, five forced fumbles and seven fumble recoveries... As a senior in 2012, started all 12 games as a senior, finishing with 68 total tackles including 37 solo stops and 31 assists and helping Memphis lead Conference USA in total defense (331.6 yards per game)... Started all 12 games as a junior in 2011 and ranked second on the team with 78 total tackles, including 57 solo stops... Saw action in eight games and made one start as a sophomore in 2010... Started the first two games at free safety before suffering a season-ending ACL injury against Middle Tennessee in 2009... Played in eight games, starting five at safety, as a freshman at Jones County Junior College in 2008.

## PERSONAL

Attended Laurel (Miss.) H.S., where he started at cornerback as a sophomore and started at quarterback as a junior and senior... Led Laurel to the Mississippi state 4A championship in 2007. Threw for over 2,600 yards and rushed for 926 yards that year, tossing 32 touchdown passes and scoring 12 rushing touchdowns... Son of Robert Davis and the late Karen Davis... Graduated Cum Laude in December 2011 with a Bachelor's degree in Business Administration... Married to his wife, Sierra, and has a daughter, Carsyn... Born on Dec. 25, 1989.

## YEAR-BY-YEAR STATS

### DEFENSE

| Year          | Team | G        | GS       | Tack     | Solo     | Sack     | INT      | PD       |
|---------------|------|----------|----------|----------|----------|----------|----------|----------|
| 2014          | Was  | 1        | 0        | 0        | 0        | 0        | 0        | 0        |
| <b>Career</b> |      | <b>1</b> | <b>0</b> | <b>0</b> | <b>0</b> | <b>0</b> | <b>0</b> | <b>0</b> |

*\*Tackle stats according to STATS, LLC*



# KAI FORBATH

**KICKER**  
5-11 | 197  
DOB: 9/2/87



**3RD NFL SEASON**  
UCLA  
NOTRE DAME H.S. (SHERMAN OAKS, CALIF.)

## MILESTONES

**NFL debut:** 10/14/12 (vs. MIN)... **First made FG:** 10/14/12 (vs. MIN, 50 yards)... **First made PAT:** 10/14/12 (vs. MIN)

## TRANSACTIONS

Originally signed with the Dallas Cowboys as a college free agent on August 2, 2011... Placed on the Reserve/Non-Football Injury list on August 30, 2011... Released by the Cowboys on April 16, 2012... Acquired by the Tampa Bay Buccaneers on waivers on April 17, 2012... Released by the Buccaneers on August 31, 2012... Signed by the Washington Redskins on October 9, 2012.

## PRO

NFL record holder for most consecutive field goals made to start a career (17)... Enters 2014 having kicked in 24 regular season games and one post-season game... Converted 35-of-40 field goal attempts across the 2012-13 seasons, as his 87.5 percent field goal percentage entering 2014 is the best in team history among players with at least 40 attempts... Joined the Redskins in Week 6 of the 2012 season... Spent the entire 2011 season on Dallas' reserve non-football injury list.

## YEAR-BY-YEAR

### 2014 (REDSKINS)

Kicked off twice with one touchback at HOU (9/7)... Pushed his streak of consecutive field goals to 16 with two field goals vs. JAX (9/14).

### 2013 (REDSKINS)

Vs. PHI (9/9), was 3-for-3 on PATs but pushed a 40-yard field goal attempt wide right... Inactive with a groin injury at GB (9/15), vs. DET (9/22) and at OAK (9/29)... Returned at DAL (10/13) and matched his career-high with three made field goals (3-for-4)... Hit a 38-yard field goal and had a career-high six PATs vs. CHI (10/20)... Was 3-for-3 on PATs at DEN (10/27)... Had two kicks blocked but had a key 47-yard fourth quarter field goal and was 3-for-3 on PATs vs. SD (11/3)... Converted two field goal attempts and three PATs at MIN (11/7)... Handled kickoffs at PHI (11/17)... Hit field goals of 36 and 35 yards, including one with time expiring in the first half, vs. SF (11/25)... Hit a 33-yard field goal vs. NYG (12/1)... Matched a career long with a 50-yard field goal in icy conditions vs. KC (12/8)... Converted field goal opportunities of 33 and 37 yards at ATL (12/15)... Matched a career high with three made field goals vs. DAL (12/22)... Hit field goals of 31 and 49 yards at NYG (12/29).

### 2012 (REDSKINS)

Joined the Redskins in Week 6 and had a record-setting year, hitting 17-of-18 field goals and 33-of-34 PATs in 11 games with Washington... Set the NFL record for consecutive field goals made to begin a career (17)... Made his NFL debut vs. MIN (10/14), converting 5-of-5 PATs and hitting a 50-yard field goal on his first NFL attempt. Became the first rookie kicker in team history since Scott Blanton (1996) to have his first made field goal as a professional come from a distance of 50 or more yards... Went 3-for-3 on FGs at NYG (10/21), a career high in both field goals made and attempted, converting from 20, 43 and 45 yards... At PIT (10/28), hit a 48-yarder in the

third quarter and a 45-yarder in the fourth quarter to improve to 6-for-6 on FGs for his career but also had a PAT blocked... Was 2-of-2 on field goal attempts vs. CAR (11/4) to push him to 8-for-8 for his career. Has converted a kick from 45 yards or longer in each of his first four NFL games... Hit a 25-yard field goal on his only attempt and was 4-of-4 on PATs in a win vs. PHI (11/18). The field goal was his ninth consecutive made field goal to open his career, making him the first Redskin since at least 1960 to open a career with nine consecutive made field goals. Former kicker Graham Gano previously held the mark since 1960 by making the first eight field goals of his career across the 2009-10 seasons... Was 5-for-5 on PATs and hit his only field goal attempt - a 48-yarder in the final four minutes - in a Thanksgiving Day win at DAL (11/22). Improved to 10-for-10 to open his career with the made field goal... Hit his only field goal attempt and two PATs in a one-point win vs. NYG on Monday Night Football (12/3)... Was 3-for-3 on field goal attempts including a 34-yard game-winner in overtime vs. BAL (12/9), pushing him to 14-for-14 in his career... Was 5-for-5 on PATs in a win at CLE (12/16) and hit his only field goal attempt (a 44-yarder) to improve to 15-for-15 in his career... Hit 3-of-3 PATs and made his only two field goal attempts in a win at PHI (12/23). In the process, he set an NFL record for most consecutive field goals made to start a career (17), surpassing New Orleans' Garrett Hartley's former record of 16... In a division-clinching win vs. DAL (12/30), had his NFL record streak of 17 made field goals to open his career snapped when a 37-yard attempt bounced off the right upright... Converted two extra point attempts in the NFC Wild Card round vs. SEA (1/6).

### 2011 (COWBOYS)

Spent the season on the Reserve/Non-Football Injury list and never appeared in a game with Dallas.

## COLLEGE

Was a four year starter at UCLA... His 84.2 career percentage is second in school history among players with at least 20 career field goals... Tied for first on UCLA career list with 85 field goals... Finished second in career scoring at UCLA... Holds the NCAA record for most career games with two or more field goals (31) and is tied for the record of most career games of at least three field goals (13)... Won the Lou Groza Award (Top Kicker) in 2009 and was a semifinalist for the award in 2010... In 2009, was a consensus All-American and earned first team All-American honors (AFCA, Walter Camp Football Foundation, *The Sporting News*, Football Writers Association of America, Phil Steele and Rivals.com) and second team All-Pac-10 (AP)... Named by coaches to first team All-Pac 10 in 2009 and second-team All-Pac 10 in 2008 and 2010... As a sophomore, was named third-team All-American (AP) and fourth-team All-American (Phil Steele)... Made second team Freshman All-American (*Sporting News*) and earned honorable mention Pac-10 as a freshman.

## PERSONAL

Attended Notre Dame H.S. in Sherman Oaks, Calif... Helped his team win three CIF championships and post an overall record of 35-1... Had a long field goal of 57 yards... Was a *USA Today* first-team All-American and was rated as the No. 1 kicker nationally by ESPN.com... In 2013, participated in the annual Mickey Steele Celebrity Golf Tournament... Helped with the Recess at Guilford Elementary School event... Volunteered at the All-Star Survivors Celebration... Born Kai August Forbath on Sept. 2, 1987, in Santa Monica, Calif.... Son of Thomas and Susy Forbath.

## YEAR-BY-YEAR STATS

### KICKING

| Year          | Team | G         | FG           | Pct.        | Lg        | PAT          | Pct.      | Pts.       |
|---------------|------|-----------|--------------|-------------|-----------|--------------|-----------|------------|
| 2012          | Was  | 11        | 17/18        | 94.4        | 50        | 33/34        | 97.1      | 84         |
| 2013          | Was  | 13        | 18/22        | 81.8        | 50        | 26/26        | 100       | 80         |
| 2014          | Was  | 2         | 2/2          | 100         | 42        | 5/6          | 83.3      | 11         |
| <b>Career</b> |      | <b>26</b> | <b>37/42</b> | <b>88.1</b> | <b>50</b> | <b>64/66</b> | <b>97</b> | <b>175</b> |

### KICKOFFS

| Year          | Team | KO         | TB        | Pct         | Yds         | Avg         |
|---------------|------|------------|-----------|-------------|-------------|-------------|
| 2012          | Was  | 61         | 15        | 24.6        | 3902        | 64.0        |
| 2013          | Was  | 55         | 14        | 25.5        | 3404        | 61.9        |
| 2014          | Was  | 2          | 1         | 50.0        | 137         | 68.5        |
| <b>Career</b> |      | <b>118</b> | <b>30</b> | <b>25.4</b> | <b>7443</b> | <b>63.1</b> |

**Game-Winning FGs:** 1 in 2012 (12/9/12 vs. BAL)

### POSTSEASON

2012 (WAS): 1 G, 2-of-2 on PATs



# PIERRE GARÇON

**WIDE RECEIVER**  
6-0 | 216  
DOB: 8/8/86



**7TH NFL SEASON**  
**MOUNT UNION**  
**JOHN I. LEONARD H.S. (GREENACRES, FLA.)**

## HONOR ROLL

USA Today All-Joe Team (2013)

## MILESTONES

**NFL debut:** 9/14/08 (at MIN)... **Redskins debut:** 9/9/12 (at NO)... **First reception:** 11/9/08 (at PIT, 2 yards from Peyton Manning)... **First receiving TD:** 9/21/09 (at MIA, 48 yards from Peyton Manning)... **First multi-TD game:** 12/9/10 (at TEN, 2)... **First 100-yard receiving game:** 11/22/09 (at BAL, 108 yards)... **First 150-yard receiving game:** 12/4/11 (at NE, 150 yards)... **First Super Bowl TD:** 2/7/10 (SB XLIV, vs. NO, 19 yards from Peyton Manning)... **First 150-yard receiving postseason game:** 1/24/10 (vs. NYJ, 151 yards)... **First FR TD:** 09/30/12 (at TB)

## TRANSACTIONS

Selected by the Indianapolis Colts in the sixth round (No. 205 overall) of the 2008 NFL Draft... Signed with the Washington Redskins as an unrestricted free agent on March 13, 2012.

## PRO

Tenacious blocker and explosive receiving threat who was one of Washington's premier signings in its 2012 free agency class... In 2013, caught 113 passes to break Art Monk's team record for receptions in a season... Became one of the offense's key components in 2012, leading Washington with 633 receiving yards in only 10 games and going 9-1 in games in which he played... Enters 2014 having played in 84 regular season games with 69 starts... Amassed 345 career receptions for 4,498 yards and 25 touchdowns through the conclusion of the 2013 season... Has appeared in five postseason games, starting all five... Has 30 career postseason receptions for 413 yards with three touchdowns.

## YEAR-BY-YEAR

### 2014 (REDSKINS)

Started at HOU (9/7) and posted 77 receiving yards while leading the team in receptions (10). Tied Alvin Garrett (9/5/83 vs. Dallas) and Joe Washington (9/6/81) for the most by a member of the Redskins in a season opener in records dating back to 1960... Started and caught one pass for 12 yards vs. JAX (9/14), concluding a franchise-record streak of 17 consecutive games with 5+ receptions.

### 2013 (REDSKINS)

Started at wide receiver vs. PHI (9/9) and caught a team-high seven passes for 64 yards (9.1 avg.)... Started and posted his ninth career 100-yard receiving game at GB (9/15), catching eight passes for 143 yards (17.9) and a touchdown... Started vs. DET (9/22) and caught a team-high eight passes for 73 yards (9.1 avg.) and also added a 10-yard rush in the first quarter... Started and posted a team-high six receptions for 59 yards (9.8 avg.) and a touchdown at OAK (9/29)... Started at DAL (10/13) and had game highs in receptions (six) and receiving yards (69)... Started and caught five passes for 58 yards (11.6 avg.) vs. CHI (10/20)... Started and registered seven receptions for 46 yards (6.6 avg.) at DEN (10/27)... Started vs. SD (11/3), recording a career-high 172 yards on seven receptions... Started at MIN (11/7) and

recorded seven receptions for 119 yards and a touchdown. Surpassed 100 receiving yards in consecutive games for the first time since Weeks 4-5 of the 2011 season as a member of the Indianapolis Colts... Started and caught six passes for 68 yards at PHI (11/17)... Started and caught a game-high eight passes for 48 yards (6.0 avg.) vs. SF (11/25)... Started and tied his career high with nine receptions vs. NYG (12/1), gaining 61 yards and setting a new career high for receiving yards in a season... Started and gained 37 yards on five receptions (7.4 avg.) vs. KC (12/8)... Started vs. ATL (12/15), catching seven passes for 129 yards including a 53-yard touchdown from Kirk Cousins... Started and caught a career-high 11 receptions, recording 144 receiving yards and a receiving touchdown vs. DAL (12/22). Broke Pro Football Hall of Famer Art Monk's team record for receptions in a single season (106 in 1984) and joined Monk as the only players in team history to record triple-digit catches in a season... Started and caught six passes for 56 yards (9.3 avg.) at NYG (12/29), becoming the third player in NFL history to record at least five receptions in every game of a season since the adoption of the 16-game schedule in 1978 (Jimmy Smith in 2001, Antonio Brown in 2013).

### 2012 (REDSKINS)

Fought through injury the entire season, starting all 10 regular season games in which he played and leading the Redskins with 633 receiving yards... Finished the year with 44 receptions (14.4 avg.) and four receiving touchdowns... Made his Redskins debut at NO (9/9), and caught four passes for 109 yards (the seventh 100-yard game of his career) and a touchdown before leaving the game in the first half with an foot injury. Caught the first pass attempt (for no gain) and first touchdown (88 yards) in the career of Robert Griffin III. His 88-yard reception was the longest pass play by the Redskins since Ed Rubbert's 88-yard touchdown pass to Anthony Allen in a strike game vs. the St. Louis Cardinals on Oct. 4, 1987, a span of 397 regular season games... Inactive (foot) at STL (9/16) and vs. CIN (9/23)... Returned to action at TB (9/30), starting at wide receiver, catching one pass for 20 yards, and recovering a Robert Griffin III fumble in the end zone for a touchdown... Started and caught three passes for 24 yards (8.0 avg.) vs. ATL (10/7)... Inactive (foot) vs. MIN (10/14), at NYG (10/21), at PIT (10/28) and vs. CAR (11/4)... Returned to action as a starter in a win vs. PHI (11/18), catching three passes for five yards (1.7 avg.)... Started in a Thanksgiving Day win at DAL (11/22), catching four passes for 86 yards (21.5 avg.) and scoring on a 59-yard catch and run in the second quarter. He was originally credited with five catches before a scoring change credited him with one run for seven yards... Started in a win vs. NYG on Monday Night Football (12/3), finishing with a season-high eight receptions for 106 receiving yards with one touchdown. Marked the first time he had receiving touchdowns in consecutive games for the first time since Weeks 4-5 of the 2011 season as a member of the Colts... Started in a win vs. BAL (12/9) and had five receptions for 87 yards (17.4 avg.) including an 11-yard touchdown from Kirk Cousins in the final minute to help force overtime. The touchdown reception was the 20th of his career... Started and had a team-high six receptions for 65 yards (10.8 avg.) in a win at CLE (12/16)... Started and posted team highs in receptions (seven) and receiving yards (87) in a win at PHI (12/23)... Started and had team highs in receptions (three) and receiving yards (46) for a 15.3 average in a division-clinching win vs. DAL (12/30)... Started and led the Redskins in receptions (four) and receiving yards (50) in the NFC Wild Card Round vs. SEA (1/6).



## 2011 (COLTS)

Played in 16 games, starting all 16... Caught a career-high 70 passes for a career-best 947 yards and tied a career high in touchdowns with six... Had three games of 100+ receiving yards (at TB, vs. KC and at NE). In each of those games, he also had two touchdown receptions... Caught a career-long 87-yard touchdown pass at TB.

## 2010 (COLTS)

Started 14 games at wide receiver... Was inactive at DEN (9/26) and at JAX (10/3)... Set career-highs with 60 receptions for 784 yards and six TDs receiving... Caught four passes for 103 yards and one TD (57t) at WAS (10/17). Was third career 100+ yard game and the touchdown reception was a season-long... Was 7-78 vs. HOU (11/1)... Was 5-62 at NE (11/21) and 5-72 vs. SD (11/28)... Was 8-56, 1 TD and 1-11 rushing vs. DAL (12/5)... Reception total was career-high... Was 6-93, 2 TDs at TEN (12/9) for first career multiple-TD game... Was 5-44 vs. JAX (12/19) and 3-35, 1 TD at OAK (12/26)... Was 7-78, 1 TD vs. TEN (1/2)... Started at wide receiver in Wild Card Playoffs vs. NYJ (1/8) and was 5-112, 1 TD (57t).

## 2009 (COLTS)

Opened 13 of 14 games at wide receiver... Started games 2-14... Was inactive vs. NYJ 12/27 and was active but did not play at BUF (1/3)... Was 47-765, 4 TDs receiving and 2-10 rushing... Was 3-24 in reserve role vs. JAX (9/13)... Was 1-48, 1 TD at MIA (9/21)... 48t reception with 3:18 left was game-winner in first career start... Was 3-64, 1 TD (53t) and 1-17 rushing at ARI 9/27... Was 3-50, 1 TD vs. NE (11/15)... Was 6-108 at BAL (11/22)... 66-yard reception was career-long... Was first career 100+-yard game... Was 5-63, 1 TD at HOU (11/29) and 6-136 vs. TEN (12/6)... 136 receiving yards marked career-high and second career 100+-yard game. POSTSEASON: Started three games at wide receiver... Was 21-251, 2 TDs... Was 5-34 vs. BAL (1/16) in Divisional Playoffs... Also had one FF after chasing down defender on int. return... Was 11-151, 1 TD vs. NYJ (1/24) in AFC Championship Game... Recorded fourth 10-plus-reception game in franchise history (12, Raymond Berry; 10, Joseph Addai; 10, Reggie Wayne)... Had 3rd-most receiving yards in Colts post-season history (221, Wayne; 178, Berry)... Marked 4th time in franchise postseason history that team had two 100+ receivers in same game (123, Austin Collie)... Was 5-66, 1 TD (19t) vs. NO (2/7) in Super Bowl XLIV.

## 2008 (COLTS)

Appeared in 14 games... was inactive vs. CHI (9/7) and vs. DET (12/14)... Was 4-23 receiving, 22-21.6 KOR avg. and 1-5 PR... Also ranked third on team with 15 special teams tackles, 12 solo... Had season-high three special teams tackles in first NFL appearance at MIN (9/14)... Was 6-25.0 KOR and 1-5.0 PR at TEN (10/27)... Was 5-17.0 KOR and recorded his first career reception for two yards at PIT (11/9)... Recorded two special teams tackles and was 1-32 KOR at JAX (12/18)... Was 3-21 receiving, 1-22 KOR and had one special teams tackle vs. TEN (12/28)... Was inactive in Wild Card Playoffs at SD (1/3).

## COLLEGE

Four-year player who saw action in 51 games at Norwich (Vt.) and Mount Union... Played one year at Norwich before transferring to Mount Union as sophomore... Was combined 246-4,380, 60 TDs receiving and 19-176, 4 TDs rushing... Also was 20-24.6, 1 TD KOR and 10-10.0 PR... 60 TD receptions rank 2nd in NCAA Division III history... Also became sixth player in Division III history to surpass 4,000+ yards receiving... Started 39 of 41 games in three seasons with Mount Union and led team to two national titles... Set school records with 202 receptions and 47 TD receptions... Ranked 2nd in school history with 3,363 receiving yards... Saw action in 14 games as senior... Was 67-955, 14 TDs receiving and 19-176, 4 TDs rushing... Was First-Team All-Ohio Athletic Conference choice and Ed Sherman Award winner as league's most outstanding receiver for second consecutive year...

Was 7-119, 1 TD vs. Marietta and had two three-touchdown games... Appeared in 15 games as junior... was 67-1,212, 17 TDs receiving and 7-106, 2 TDs rushing... Also had 18-yard touchdown pass... Saw action in 12 games as sophomore... was 68-1,196, 16 TDs receiving and 10-24.1, 1 TD KOR... Was Second-Team All-OAC choice... Appeared in 10 games and was 44-1,017, 13 TDs as freshman at Norwich... Holds degree in communications.

## PERSONAL

Full name is Pierre Andre Garçon... Born in Carmel, N.Y... Attended John I. Leonard (Greenacres, Fla.) H.S.... Earned two letters in football, while also competing in track and soccer... Is the son of two Haitian emigrants and identifies himself as Haitian-American.

## YEAR-BY-YEAR STATS

### RECEIVING

| Year          | Team | GP        | GS        | No         | Yds         | Avg         | Lg         | TD        |
|---------------|------|-----------|-----------|------------|-------------|-------------|------------|-----------|
| 2008          | Ind  | 14        | 0         | 4          | 23          | 5.8         | 12         | 0         |
| 2009          | Ind  | 14        | 13        | 47         | 765         | 16.3        | 66         | 4         |
| 2010          | Ind  | 14        | 14        | 67         | 784         | 11.7        | 57t        | 6         |
| 2011          | Ind  | 16        | 16        | 70         | 947         | 13.5        | 87t        | 6         |
| 2012          | Was  | 10        | 10        | 44         | 633         | 14.4        | 88t        | 4         |
| 2013          | Was  | 16        | 16        | 113        | 1346        | 11.9        | 53t        | 5         |
| 2014          | Was  | 2         | 2         | 11         | 89          | 8.1         | 15         | 0         |
| <b>Career</b> |      | <b>86</b> | <b>71</b> | <b>356</b> | <b>4587</b> | <b>12.9</b> | <b>88t</b> | <b>25</b> |

### RUSHING

| Year          | Team | GP        | GS        | Att       | Yds       | Avg      | Lg        | TD       |
|---------------|------|-----------|-----------|-----------|-----------|----------|-----------|----------|
| 2008          | Ind  | 14        | 0         | 0         | 0         | -        | -         | 0        |
| 2009          | Ind  | 14        | 13        | 2         | 10        | 5        | 17        | 0        |
| 2010          | Ind  | 14        | 14        | 2         | 6         | 3        | 11        | 0        |
| 2011          | Ind  | 16        | 16        | 4         | 28        | 7        | 18        | 0        |
| 2012          | Was  | 10        | 10        | 2         | 9         | 4.5      | 7         | 0        |
| 2013          | Was  | 16        | 16        | 2         | 19        | 9.5      | 10        | 0        |
| 2014          | Was  | 2         | 2         | 0         | 0         | 0        | 0         | 0        |
| <b>Career</b> |      | <b>86</b> | <b>71</b> | <b>12</b> | <b>72</b> | <b>6</b> | <b>18</b> | <b>0</b> |

### KICK RETURN

| Year          | Team | KR        | Yds        | Avg         | Lg        | TD       |
|---------------|------|-----------|------------|-------------|-----------|----------|
| 2008          | Ind  | 22        | 475        | 21.6        | 39        | 0        |
| 2011          | Ind  | 0         | 0          | -           | -         | 0        |
| <b>Career</b> |      | <b>22</b> | <b>475</b> | <b>21.6</b> | <b>39</b> | <b>0</b> |

### PUNT RETURN

| Year          | Team | PR        | Yds       | Avg        | Lg        | TD       |
|---------------|------|-----------|-----------|------------|-----------|----------|
| 2008          | Ind  | 1         | 5         | 5          | 5         | 0        |
| 2011          | Ind  | 16        | 44        | 2.8        | 20        | 0        |
| <b>Career</b> |      | <b>17</b> | <b>49</b> | <b>2.9</b> | <b>20</b> | <b>0</b> |

### ADDITIONAL

**Fumbles-Lost:** 1-0 in 2009, 2-2 in 2011

**FR Touchdowns:** 1 in 2012 (09/30/12 at TB)

### POSTSEASON

| Year          | Team | GP       | GS       | No        | Yds        | Avg         | Lg         | TD       |
|---------------|------|----------|----------|-----------|------------|-------------|------------|----------|
| 2009          | Ind  | 3        | 3        | 21        | 251        | 12.0        | 36t        | 2        |
| 2010          | Ind  | 1        | 1        | 5         | 112        | 22.4        | 57t        | 1        |
| 2012          | Was  | 1        | 1        | 4         | 50         | 12.5        | 30         | 0        |
| <b>Career</b> |      | <b>5</b> | <b>5</b> | <b>30</b> | <b>413</b> | <b>13.8</b> | <b>57t</b> | <b>3</b> |

## COMMUNITY

Founded the Pierre Garçon Helping Hands Foundation to provide resources for Haitians affected by the January 2010 earthquake. Flew to Haiti on mission trips and worked with three other charitable organizations to assist the region... From Port-au-Prince, Haiti... Hosted a charity event that raised more than \$30,000 for the Boys & Girls Clubs of Greater Washington during the 2013 offseason and raised more than \$100,000 in the event's second year in 2014... Helped with the Smashing Walnuts Foundation fundraiser honoring the memory of Gabriella Miller... Helped Russell Athletic donate new football jerseys to Theodore Roosevelt H.S. in Washington, D.C., Thomas Jefferson H.S. in Virginia and Springbrook H.S. in Maryland.

## CAREER HIGHS

### SINGLE-GAME

|                              |                                       |
|------------------------------|---------------------------------------|
| <b>Receptions:</b>           | 11, vs. Dallas (12/22/13)             |
| <b>Receiving Yards:</b>      | 172, vs. San Diego (11/03/13)         |
| <b>Long (Receiving):</b>     | 88t, at New Orleans (09/09/12)        |
| <b>Receiving Touchdowns:</b> | 2, four times, last at TEN (12/09/10) |
| <b>Carries:</b>              | 2, vs. Carolina (11/27/11)            |
| <b>Rushing Yards:</b>        | 18, at Jacksonville (11/13/11)        |
| <b>Long (Rushing):</b>       | 18, at Jacksonville (11/13/11)        |

### SINGLE-SEASON


|                              |                          |
|------------------------------|--------------------------|
| <b>Receptions:</b>           | 113 (2013)               |
| <b>Receiving Yards:</b>      | 1,346 (2013)             |
| <b>Receiving Touchdowns:</b> | 6 (twice, 2010 and 2011) |
| <b>Receiving Average:</b>    | 16.3 (2009)              |

# CLIFTON GEATHERS

**DEFENSIVE END**  
6-8 | 325  
DOB: 12/11/87



**5TH NFL SEASON**  
**SOUTH CAROLINA**  
**CARVERS BAY H.S. (HEMINGWAY, S.C.)**



## MILESTONES

**NFL debut:** 10/24/10 (vs. PIT)... **First NFL start:** 12/8/13 (vs. DET)... **Redskins debut:** 9/7/14 (at HOU)

## TRANSACTIONS

Selected by the Cleveland Browns in the sixth round (186th overall) of the 2010 NFL Draft... Waived by the Browns on September 4, 2010... Acquired on waivers by the Miami Dolphins on September 5, 2010... Released by the Dolphins on September 13, 2010... Added to the Dolphins' practice squad on September 15, 2010... Released from the Dolphins' practice squad on September 18, 2010... Added to the Dolphins' practice squad on September 21, 2010... Signed to the Dolphins' active roster on October 23, 2010... Released by the Dolphins on November 26, 2010... Signed with the Seattle Seahawks on November 27, 2010... Waived by the Seahawks on December 7, 2010... Acquired on waivers by the Dallas Cowboys on December 8, 2010... Re-signed with the Cowboys as an exclusive rights free agent on April 20, 2012... Released by the Cowboys on August 31, 2012... Signed to the Indianapolis Colts' practice squad on October 3, 2012... Signed to the Colts' active roster on October 9, 2012... Traded to the Philadelphia Eagles on March 28, 2013... Signed with the Washington Redskins as an unrestricted free agent on March 13, 2014.

## PRO

Joins the Redskins in 2014 having previously appeared in 31 career games with one start.

## YEAR-BY-YEAR

### 2014 (REDSKINS)

Played on defense and special teams at HOU (9/7)... Added a solo tackle vs. JAX (9/14).

### 2013 (EAGLES)

Played in a career-high 16 games with one start... Registered 13 tackles (nine solo)... Made first start of his career vs. DET (12/8).

### 2012 (COLTS)

Appeared in eight games for the Colts, recording five tackles and one sack... Notched his first career sack, taking down Texans quarterback Matt Schaub for a nine-yard loss in the first quarter vs. HOU (12/30).

### 2011 (COWBOYS)

Played in five games for the Cowboys... Made two assisted tackles and added three quarterback pressures.

### 2010 (BROWNS/DOLPHINS/SEAHAWKS/COWBOYS)

Waived by the Browns prior to the regular season... Made NFL debut with the Dolphins vs. PIT (10/24) after being elevated to the 53-man roster the previous day... Spent time with the Seahawks before being claimed on waivers by the Cowboys on Dec. 8.

## COLLEGE

Finished his collegiate career at South Carolina with 72 tackles, 12 tackles for a loss, six sacks, two forced fumbles and one fumble recovery over three seasons with the Gamecocks from 2007-09... Recorded 41 tackles, 3.5 sacks, 8.5 tackles for a loss, two forced fumbles and one fumble recovery in 12 games as a junior in 2009... Credited with 29 tackles as a sophomore while playing in all 13 games with one start in 2008... Saw action in 11 games and made two tackles as a freshman in 2007.

## PERSONAL

Attended Carvers Bay H.S. in Hemingway, S.C., where he was one of the top prospects in the country... Participated in the U.S. Army All-American game in January 2006... Enrolled at South Carolina in January 2007 after spending the fall at Hargrove Military Academy in Chatham, Va... Majored in African-American studies... Comes from a football family. Older brother, Robert, has played 10 years as a defensive end with the Bengals after being drafted in the fourth round by Cincinnati in 2004. His younger brother, Kwame, signed as a rookie free agent with the Chargers in 2013... His father, Robert, Sr., also a defensive lineman, was a third round pick of the Buffalo Bills in 1981. His uncle, James "Jumpy" Geathers, enjoyed a 13-year NFL career with the Saints (1984-89), Redskins (1990-92), Falcons (1993-95) and Broncos (1996), including helping Washington to victory in Super Bowl XXVI... Clifton and Robert have a foundation called "Geathers Elite Performance" that runs a football camp each year to benefit children in their hometown of Georgetown, S.C... Born on Dec. 11, 1987.

## YEAR-BY-YEAR STATS

### DEFENSE

| Year          | Team    | G         | GS       | Tack      | Solo      | Sack     | PD       | FF       | FR       |
|---------------|---------|-----------|----------|-----------|-----------|----------|----------|----------|----------|
| 2010          | Mia/Dal | 2         | 0        | 0         | 0         | 0        | 0        | 0        | 0        |
| 2011          | Dal     | 5         | 0        | 0         | 0         | 0        | 0        | 0        | 0        |
| 2012          | Ind     | 8         | 0        | 5         | 3         | 1        | 0        | 0        | 0        |
| 2013          | Phi     | 16        | 1        | 13        | 9         | 0        | 0        | 0        | 0        |
| 2014          | Was     | 2         | 0        | 0         | 0         | 0        | 0        | 0        | 0        |
| <b>Career</b> |         | <b>33</b> | <b>1</b> | <b>18</b> | <b>12</b> | <b>1</b> | <b>0</b> | <b>0</b> | <b>0</b> |

\*Tackle stats according to STATS, LLC

### POSTSEASON

2012 (IND): 1 G  
2013 (PHI): 1 G



# KEDRIC GOLSTON

**DEFENSIVE LINE**  
6-4 | 318  
DOB: 5/30/83



**9TH NFL SEASON**  
**GEORGIA**  
SANDY CREEK H.S. (TYRONE, GA.)

## MILESTONES

**NFL debut:** 9/11/06 (vs. MIN)... **First sack:** 10/15/06 (vs. TEN, Vince Young)... **First FF:** 10/11/09 (at CAR, DeAngelo Williams)... **First FR:** 9/24/06 (at HOU, David Carr)

## TRANSACTIONS

Originally selected by the Washington Redskins in the sixth round (196th overall) of the 2006 NFL Draft... Re-signed by the Redskins on August 4, 2011... Re-signed by the Redskins as an unrestricted free agent on March 13, 2013.

## PRO

Enters 2014 having played in 114 career games with 51 starts... Credited by STATS, LLC with 204 career tackles (127 solo), 7.0 sacks, two forced fumbles and two fumble recoveries through the 2013 season... Blocked an extra point against Arizona on Oct. 21, 2007, the last extra point blocked by the Redskins and the first since Wilber Marshall against San Francisco on Nov. 20, 1988... Blocked a field goal against Chicago on Dec. 6, 2007, the first by a Redskin since Troy Vincent against Dallas on Nov. 5, 2006.

## YEAR-BY-YEAR

### 2014 (REDSKINS)

Added one solo tackle at HOU (9/7)... Inactive vs. JAX (9/14).

### 2013 (REDSKINS)

Had two tackles (one solo) vs. PHI (9/9)... Started at defensive end at GB (9/15) and had two tackles (one solo)... Started vs. DET (9/22) and made two tackles... Started and added four tackles (three solo) at OAK (9/29)... Started and added two tackles (one solo) at DAL (10/13)... Started in Washington's win vs. CHI (10/20)... Had two tackles (one solo) at DEN (10/27)... Added an assisted tackle vs. SD (11/3)... Played on defense and special teams at MIN (11/7) and at PHI (11/17)... Started and recorded an assisted tackle vs. SF (11/25)... Started vs. NYG (12/1)... Started and had an assisted tackle vs. KC (12/8)... Contributed a solo tackle at ATL (12/15)... Made two tackles (one solo) vs. DAL (12/22)... Added a solo tackle at NYG (12/29).

### 2012 (REDSKINS)

Veteran played in all 16 regular season games and supplemented his special teams play with 27 tackles (15 solo) as credited by coaches... Saw action at defensive end and on special teams in the team's season-opening win at NO (9/9)... Played at defensive end and on special teams at STL (9/16)... Played at defensive end and on special teams vs. CIN (9/23) and at TB (9/30)... Had one tackle in reserve duty vs. ATL (10/7)... Had a quarterback pressure vs. MIN (10/14)... Had one tackle as a reserve at NYG (10/21)... Saw action on defense and special teams at PIT (10/28)... Had one tackle in reserve action vs. CAR (11/4)... Had four tackles (three solo) in a win vs. PHI (11/18)... Saw action on defense and special teams in a Thanksgiving Day win at DAL (11/22)... In a win vs. NYG (12/3) on Monday Night Football, had four tackles (two solo) in reserve duty... Had two tackles (one solo) in a win vs. BAL (12/9)... Saw action on defense and special teams in wins at CLE (12/16) and at PHI (12/23)... Had two assisted tackles in a division-clinching win vs. DAL (12/30)... Added two assisted tackles in the NFC

Wild Card Round vs. SEA (1/6).

### 2011 (REDSKINS)

Played in nine games, recording 16 tackles (eight solo), 1.5 sacks and a forced fumble... Saw action at defensive end and recorded two tackles (one solo) vs. NYG (9/11)... Saw action at defensive end vs. ARI (9/18)... Saw action at defensive end at DAL (9/26) and recorded six tackles (four solo) and a forced fumble... Saw action at defensive end at STL (10/2) and recorded one tackle (solo)... Saw action at defensive end vs. PHI (10/16) and recorded three tackles (one solo) and .5 sacks... Saw action at defensive end at CAR (10/23) and recorded five tackles (two solo)... Saw action at defensive end at BUF (10/30) and recorded four tackles (one solo)... Saw action at defensive end vs. SF (11/6) and recorded one tackle (one solo)... Saw action at defensive end at MIA (11/13) and recorded two tackles (one solo)... Placed on Reserve/Injured List on Nov. 15.

### 2010 (REDSKINS)

Played in 13 games with 13 starts and was inactive at DAL (12/19)... Totaled 57 tackles (32 solo), before finishing the season on Injured Reserve... Started at defensive end vs. DAL (9/12) and had four tackles (four solo). Helped control the defensive line and allow linebackers London Fletcher and Rocky McIntosh to combine for 25 tackles. Contributed to a rush defense which held both Marion Barber and Felix Jones under 40 yards rushing. Helped limit the Dallas offense to seven points... Started at defensive end vs. HOU (9/19). Totaled four tackles (three solo)... Started at defensive end at STL (9/26). Registered seven tackles (four solo) and had one hit on quarterback Sam Bradford... Opened the game at defensive end at PHI (10/3) and had seven tackles (three solo) and a pass defended. Helped limit running back LeSean McCoy to 64 rushing yards. Controlled the line of scrimmage allowing linebackers London Fletcher and Rocky McIntosh combine for 32 tackles... Started at defensive end vs. GB (10/10) and totaled six tackles (two solo). Controlled the line of scrimmage, allowing linebackers Lorenzo Alexander, London Fletcher and Brian Orakpo to combine for four sacks. Helped prevent the Packers from scoring on their final seven possessions of the game. The Packers 13 points were the fewest they scored in 38 regular season games... Opened the game at defensive end and had two tackles vs. IND (10/17)... Started at defensive end at CHI (10/24). Had two tackles (one solo) and two quarterback pressures. Helped limit the Bears to just 66 rushing yards... Had two tackles (two solo) at DET (10/31)... Started at defensive end vs. PHI (11/15) and had four tackles (three solo)... Had three tackles (one solo) at TEN (11/21)... Started at defensive end vs. MIN (11/28). Had seven tackles (two solo). Part of a defense which held the Vikings to 299 total yards... Had five tackles (two solo) and one hit on the quarterback at NYG (12/5)... Started at defensive end vs. TB (12/12) and led all defensive linemen with four tackles (three solo)... Declared inactive at DAL (12/19) with groin and elbow injuries... Placed on Injured Reserve on December 25 with an injured groin.

### 2009 (REDSKINS)

Played in all 16 regular season games with six starts... Recorded 50 tackles (25 solo), tied his career high with two sacks, and also added his first career forced fumble... Finished second on the team behind Andre Carter with six tackles for loss... Notched four tackles (two solo), including one for a loss, and his first sack of the season at ATL (11/8)... Totaled two tackles (solo), including one for a loss, and his second sack of the season at SD (1/4).

## 2008 (REDSKINS)

Played in 13 regular season games with 12 starts... Was inactive (with bone spurs in his ankle) in three contests (at NYG, 11/30; at BAL, 12/7 and vs. PHI, 12/21)... Totaled 37 tackles and a career-high two sacks... Tied his season-high with six tackles and a sack of quarterback Ben Roethlisberger vs. PIT (11/3).

## 2007 (REDSKINS)

Played in 15 regular season games and one postseason contest; inactive against DET (10/7)... Totaled 18 tackles and one sack for the season; his sack on quarterback Eli Manning vs. NYG (9/23) was the first of his career... Blocked an extra point against ARI (10/21), the first extra point blocked by the Redskins since Wilber Marshall against San Francisco on November 20, 1988... Blocked a field goal against CHI (12/6), the first field goal blocked by the Redskins since Troy Vincent against Dallas on November 5, 2006.

## 2006 (REDSKINS)

Played in all 16 regular season games as a rookie with 13 starts... Recorded a career-best 59 tackles... Made his first professional start at right defensive tackle at HOU (9/24) and recorded three tackles (one solo) and his first career fumble recovery.

## COLLEGE

Played in 10 games as a senior at Georgia, with nine starts after being hampered by an elbow injury... Recorded 21 tackles (13 solo), 1.5 sacks and 28 quarterback pressures, which ranked second on the team... Helped lead the defense that held LSU to 74 yards rushing in the SEC Championship Game... Winner of the 2005 Leon Farmer Strength and Conditioning Award... Recipient of the Coaches Leadership Award for defense as a junior... Suffered a broken shoulder blade during practice, which limited him to eight games during his sophomore season... A member of the Bulldogs team that won Georgia's first SEC Championship in 20 years, defeated FSU for the Nokia Sugar Bowl title and set a school record for most victories in a season (13)... Named Freshman All-America third-team and Freshman All-SEC first-team by The Sporting News... Majored in child and family development.

## PERSONAL

Is an avid fan of NASCAR... Attended Sandy Creek H.S. and is a native of Tyrone, Ga... Honored as a Parade Magazine All-American and Georgia Sports Writers Association All-American... All-time sack leader (45) at Sandy Creek... Lettered in basketball and finished second in state in wrestling his junior year... Participated in the NFL's business management and entrepreneurial programs at the Harvard Business School and the Wharton School of the University of Pennsylvania, which prepares players for their post-playing careers... He and his wife, Christal, have four children: Tori, Kedric II, Kaden and Avery... Daughter, Tori, is a successful child model who has appeared in Macy's billboards in Times Square and in advertisements for Target, Toys "R" Us and Linens N Things.

## COMMUNITY

Was active in the community throughout the 2013 season... Attended the Burgundy & Gold Youth For Tomorrow Banquet... Participated in Tyler Polumbus' Tyler's Kids Outreach Football Camp at Redskins Park... Participated in Ryan Kerrigan's first Blitz for the Better Foundation fundraising event... Contributed at the Adopt a Child Shopping Spree... Attended Darrell Green's annual Christmas With The Redskins party to benefit more than 150 underserved children during the holidays... In 2010, participated in the Ashburn Volunteer Fire Department Visit, A.C.E.S. Foundation Bowling Fundraiser, NASCAR Day at Old Dominion Speedway with Youth for Tomorrow, A.C.E.S. Foundation 'Big Play' Back-to-School Giveaway, PLAY 60 Guinness World Record Attempt and Renaldo Wynn's Adopt a Child

for the Holidays. During the 2010 offseason, as awarded a grant by the NFL Youth Football Fund to help support his youth football camp... In July 2010, joined teammate Lorenzo Alexander in hosting "Ride to Provide," a charity bike event which helped raise money for the ACES Foundation and other children's charities... Along with Alexander and Jason Campbell, he joined the Tigerlily Foundation during the 2009 offseason to host its Annual Kickoff for Breast Cancer to raise awareness and funds to continue its mission of providing full-lifecycle assistance to young women affected by breast cancer... Joined teammates at Jason Taylor Foundation's "Cool Gear for the School Year" to assist deserving area children pick out new clothes from Old Navy in 2008... Attended the seventh annual "Dancing with the Stars" Sweetheart Ball on Valentine's Day of 2008 to help raise money for Joe Gibbs' Youth for Tomorrow Foundation.

## YEAR-BY-YEAR STATS

### DEFENSE

| Year          | Team | G          | GS        | Tack       | Solo       | Sack     | PD       | FF       | FR       |
|---------------|------|------------|-----------|------------|------------|----------|----------|----------|----------|
| 2006          | Was  | 16         | 13        | 44         | 34         | 0.5      | 3        | 0        | 1        |
| 2007          | Was  | 15         | 0         | 12         | 8          | 1        | 0        | 0        | 1        |
| 2008          | Was  | 13         | 12        | 28         | 19         | 2        | 1        | 0        | 0        |
| 2009          | Was  | 16         | 5         | 33         | 21         | 2        | 2        | 1        | 0        |
| 2010          | Was  | 13         | 13        | 34         | 19         | 0        | 1        | 0        | 0        |
| 2011          | Was  | 9          | 0         | 16         | 8          | 1.5      | 0        | 1        | 0        |
| 2012          | Was  | 16         | 0         | 16         | 8          | 0        | 0        | 0        | 0        |
| 2013          | Was  | 16         | 8         | 21         | 10         | 0        | 0        | 0        | 0        |
| 2014          | Was  | 1          | 0         | 1          | 1          | 0        | 0        | 0        | 0        |
| <b>Career</b> |      | <b>115</b> | <b>51</b> | <b>205</b> | <b>128</b> | <b>7</b> | <b>7</b> | <b>2</b> | <b>2</b> |

\*Tackle stats according to STATS, LLC

### POSTSEASON

| Year          | Team | G        | GS       | Tack     | Solo     | Sack     | PD       | FF       | FR       |
|---------------|------|----------|----------|----------|----------|----------|----------|----------|----------|
| 2007          | Was  | 1        | 0        | 3        | 3        | 0        | 0        | 0        | 0        |
| 2012          | Was  | 1        | 0        | 2        | 0        | 0        | 0        | 0        | 0        |
| <b>Career</b> |      | <b>2</b> | <b>0</b> | <b>5</b> | <b>3</b> | <b>0</b> | <b>0</b> | <b>0</b> | <b>0</b> |

## CAREER HIGHS

### SINGLE-GAME

|                           |  |
|---------------------------|--|
| <b>Total Tackles:</b>     | 6, three times, last time at Dallas (9/26/11)      |
| <b>Solo Tackles:</b>      | 5, three times, last time vs. Cleveland (10/19/08) |
| <b>Sacks:</b>             | 1, six times, last time at Buffalo (10/30/11)      |
| <b>Passes Defensed:</b>   | 1, seven times, last time at Detroit (10/31/10)    |
| <b>Forced Fumbles:</b>    | 1, twice, last time at Dallas (09/26/11)           |
| <b>Fumble Recoveries:</b> | 1, twice, at Minnesota (12/23/07)                  |

### SINGLE-SEASON

|                           |                   |
|---------------------------|-------------------|
| <b>Total Tackles:</b>     | 44 (2006)         |
| <b>Solo Tackles:</b>      | 34 (2006)         |
| <b>Sacks:</b>             | 2 (2008 and 2009) |
| <b>Passes Defensed:</b>   | 3 (2006)          |
| <b>Forced Fumbles:</b>    | 1 (2009 and 2011) |
| <b>Fumble Recoveries:</b> | 1 (2006 and 2007) |



# RYAN GRANT

**WIDE RECEIVER**  
6-0 | 193  
DOB: 12/19/90



**ROOKIE**  
**TULANE**  
WEST BROOK H.S. (BEAUMONT, TEXAS)

## MILESTONES

**NFL debut:** 9/7/14 (at HOU)... **First reception:** 9/14/14 (vs. JAX, 3 yards from Kirk Cousins)

## TRANSACTIONS

Selected by the Washington Redskins in the fifth round (142nd overall) of the 2014 NFL Draft.

## YEAR-BY-YEAR

### 2014 (REDSKINS)

Made NFL debut on offense and special teams at HOU (9/7)... Caught five passes for 57 yards vs. JAX (9/14).

## COLLEGE

Played at Tulane from 2009-13, starting 31 of the 47 games in which he appeared and finishing his career with 196 receptions for 2,769 yards and 21 touchdowns. His receptions and yardage figures finished fifth in school history... As a senior in 2013, led the Green Wave for the second consecutive year with 77 receptions for 1,039 yards and nine touchdowns in 13 games with 12 starts... Earned All-Conference USA honors from the league's coaches as a junior in 2012, starting all 12 games and recording 76 passes for 1,149 yards and six touchdowns. Led CUSA in receiving yards per game (95.8) that season... Redshirted in 2011 with a sports hernia... Started six of 12 games played in 2010, compiling 515 receiving yards with four touchdowns on 33 receptions... Played in nine games as a true freshman in 2009 and caught nine passes for 39 yards.

## PERSONAL

Attended West Brook H.S. in Beaumont, Texas, where he lettered three times and helped the Bruins to a combined 27-8 record during his career... Won a District 21-5A title as a senior and advanced to the state playoffs all three seasons... Named first-team all-district as a senior after catching 42 passes for 717 yards and seven touchdowns... Named a two-star recruit by Rivals.com and Scout.com... Majored in business management and minored in marketing... Son of Greta Roberts and Reginald Grant... Full name: Ryan Joseph Grant... Born on Dec. 19, 1990 in Beaumont, Texas.

## YEAR-BY-YEAR STATS

### RECEIVING

| Year          | Team | GP       | GS       | No       | Yds       | Avg         | Lg        | TD       |
|---------------|------|----------|----------|----------|-----------|-------------|-----------|----------|
| 2014          | Was  | 2        | 0        | 5        | 57        | 11.4        | 21        | 0        |
| <b>Career</b> |      | <b>2</b> | <b>0</b> | <b>5</b> | <b>57</b> | <b>11.4</b> | <b>21</b> | <b>0</b> |



# ROBERT GRIFFIN III

QUARTERBACK  
6-2 | 222  
DOB: 2/12/90



3RD NFL SEASON  
BAYLOR  
COPPERAS COVE H.S. (COPPERAS COVE, TEXAS)

## HONOR ROLL

Offensive Captain (2012-13)  
Pro Bowl Selection (2012 season)  
AP Offensive Rookie of the Year (2012)  
PFW/PFWA Rookie of the Year; All-Rookie Team (2012)  
*Sporting News* Rookie of the Year (2012)  
Redskins Ed Block Courage Award (2013)

## MILESTONES

**NFL debut:** 9/9/12 (at NO)... **First win as starter:** 9/9/12: (at NO)... **First completion:** 9/9/12 (at NO, no gain to Pierre Garçon)... **First passing TD:** 9/9/12 (at NO, 88 yards to Pierre Garçon)... **First four-TD game passing:** 11/18/12 (vs. PHI, 4)... **First 300-yard passing game:** 9/9/12 (at NO, 320 yards)... **First rushing TD:** 9/16/12 (at STL, 5 yards)... **First multi-TD game rushing:** 9/16/12 (at STL, 2)... **First 100-yard rushing game:** 10/14/12 (vs. MIN, 138 yards)... **First postseason passing TD:** 1/6/13 (vs. SEA, 4 yards to Evan Royster)

## TRANSACTIONS

Selected by the Washington Redskins in the first round (second overall) of the 2012 NFL Draft.

## PRO

One of the NFL's brightest young stars who enters 2014 having started 28 games plus a postseason game in his first two NFL seasons... Holds NFL rookie records for passer rating (102.4), percentage of passes had intercepted (1.27) and rushing yards by a quarterback (815)... Became the first Redskin quarterback to earn AP Rookie of the Year honors and joined running back Mike Thomas (1975) and Pro Football Hall of Famer Charley Taylor (1964) as the only three Redskins to win the award... Completed 258-of-393 passes (65.6 percent) for 3,200 yards with 20 touchdowns and a passer rating of 102.4 as a rookie in 2012... In 2013, joined Sonny Jurgensen (1966-67), Joe Theismann (1983-84), Mark Rypien (1991-92) and Jason Campbell (2008-09) as the only Redskins to post consecutive 3,000-yard passing seasons... Was the fifth quarterback in NFL history to post 3,000 passing yards in each of his first two NFL seasons, joining Peyton Manning (1998-99), Andy Dalton (2011-12), Cam Newton (2011-12) and Ryan Tannehill (2012-13).

## YEAR-BY-YEAR

### 2014 (REDSKINS)

Started at HOU (9/7) and completed 29-of-37 passes for 267 yards with a passer rating of 96.7. Completion percentage of 78.4 was the second-highest of his career and his best since completing 93.3 percent of his passes vs. PHI in 2012... Started vs. JAX (9/14), completing 2-of-3 passes for 38 yards and adding 22 yards on two rushing attempts before exiting with an injury.

### 2013 (REDSKINS)

Voted by his teammates as an offensive captain prior to the season... Started the first 13 games of the season, completing 60.1 percent of his passes and throwing 16 touchdowns... Started vs. PHI (9/9) and posted then-career

highs in completions (30) and pass attempts (49) and a career-high in passing yards (329). Threw two fourth-quarter touchdowns to Leonard Hankerson... Started at GB (9/15) and completed 26-of-40 passes for 320 yards with three passing touchdowns... Started vs. DET (9/22) and registered career highs in completions (32) and pass attempts (50), and reaching 326 passing yards to become the first Redskin in the Super Bowl era to post three consecutive 300-yard passing games. Also added 37 rushing yards on six carries (6.2 avg.)... Started at OAK (9/29) and completed 18-of-31 passes for 227 yards and one passing touchdown. Also added three rushing attempts for 10 yards... Started at DAL (10/13), completing 19-of-39 passes for 246 yards and adding nine rushing attempts for 77 yards, both season highs... Started and completed 18-of-29 passes for 298 yards and two touchdowns vs. CHI (10/20). Also posted season highs in rushing attempts (11) and rushing yards (84). Engineered a fourth quarter comeback, the third of his career in its entirety... Started at DEN (10/27) and completed 15-of-32 passes for 132 yards with one touchdown and two interceptions... Started vs. SD (11/3) and completed 23-of-32 passes for 291 yards and one interception. Directed a 10-play, 78-yard game-winning drive on the first possession of overtime... Started at MIN (11/7), completing 24-of-37 passes for 281 yards with a season-high-tying three touchdowns and a season-high passer rating of 114.8... Started and completed 17-of-35 passes for 264 yards and two touchdowns at PHI (11/17). Also added 44 rushing yards on 10 carries... Started vs. SF (11/25), completing 16-of-26 passes for 118 yards with an interception. Added 27 rushing yards on four carries (6.8 avg.)... Started vs. NYG (12/1) and completed 24-of-32 passes for 207 yards and one touchdown. Added 88 yards on 12 rushing attempts. Connected on his first 12 passes of the game, matching his career best for consecutive completions (12 - at DAL, 2012)... Started and completed 12-of-26 passes for 164 yards with one touchdown and one interception vs. KC (12/8)... Inactive at ATL (12/15), vs. DAL (12/22) and at NYG (12/29).

### 2012 (REDSKINS)

Started 15 regular season games in helping lead Washington to a 10-6 record and its first division title since 1999... Selected by his teammates as an offensive captain at midseason... Earned his first career Pro Bowl selection, becoming the first Redskins offensive rookie to earn a selection since Larry Brown in 1969... Named PFW/PFWA Rookie of the Year and Offensive Rookie of the Year... Completed 258-of-393 passes (65.6 percent) for 3,200 yards with 20 touchdowns and a passer rating of 102.4... Set NFL rookie records for passer rating (102.4) and percentage of passes had intercepted (1.27) and fell just short of the league rookie record for completion percentage... Shattered virtually every Redskins rookie passing record and every team record for rushing by a quarterback... Made his NFL debut as the starting quarterback in a season-opening win at NO (9/9), becoming the first player born in the 1990s to start at quarterback in NFL history. Completed 19-of-26 passes for 320 yards and two touchdowns and finished with a passer rating of 139.9. Became the first player in NFL history to compile 300-plus passing yards, two or more passing touchdowns and no interceptions in an NFL debut. Threw his first career touchdown on an 88-yard pass to Pierre Garçon, the longest pass play by the Redskins since Ed Rubbert's 88-yard touchdown pass to Anthony Allen in a strike game vs. the St. Louis Cardinals on Oct. 4, 1987, a span of 397 regular season games... Started at STL (9/16) and completed 20-of-29 passes for 206 yards with one touchdown, one interception and a quarterback rating of 86.3. Added 11 carries for 82 yards and his first two career rushing touchdowns, with his 82 rushing yards being the most by a Redskins quarterback since the 1970 merger,

surpassing Joe Theismann's 64 rushing yards at Chicago on 11/9/80. Became the first Redskins quarterback to rush for two TD since Mark Rypien vs. Indianapolis on Nov. 7, 1993, a span of 297 regular season games and was the first Redskins rookie QB to do so since Norm Snead at Dallas on 11/19/61... Started vs. CIN (9/23), completing 21-of-34 passes for 221 yards with one touchdown and a 90.4 passer rating. Also added 74 yards on 13 carries with one touchdown. The rushing touchdown was his third of the season, tying him with Al Dorow (1954) and Norm Snead (1961) for the team record for rushing touchdowns a Redskins rookie quarterback... Started at quarterback and registered his first fourth-quarter comeback win at TB (9/30). Finished the game 26-of-35 for 323 yards (all career highs) and added seven carries for 43 yards and a touchdown on the ground. Engineered a seven-play, 56-yard drive in 1:39 to set up Billy Cundiff for a 41-yard game-winning field goal with three seconds remaining. Scored his fourth rushing touchdown of the season on a five-yard run in the second quarter, tying Joe Theismann (1979) and Eddie LeBaron (1955) for the Redskins record of rushing touchdowns by a quarterback in a single season. Became the sixth NFL quarterback since the 1970 merger to register at least four rushing touchdowns in the first four games of a season, joining Cam Newton (2011), Kordell Stewart (1997), Bubby Brister (1988), Steve Grogan (1976) and Terry Bradshaw (1972). With 1,170 passing yards through four games, joined Cam Newton (2011) and Ryan Tannehill (2012) as the only players to reach 1,000 passing yards in their first four games of their rookie seasons. His 300-yard passing performance was the second of his career and the 100th by a Redskins quarterback in team history... Started vs. ATL (10/7) and completed 10-of-15 passes for 91 yards before exiting the game in the third quarter with a head injury. Rushed once for seven yards, giving him 241 on the season, breaking Sammy Baugh's team record for rushing yards by a rookie quarterback in a season (240 in 1937)... Started vs. MIN (10/14) and completed 17-of-22 passes for 182 yards and a touchdown. Also tied a career high in rushing attempts (13) and set a career high with 138 rushing yards with two rushing touchdowns. Set a franchise record for single-game rushing yardage by a quarterback with the first 100-yard rushing effort by a QB in team history. Broke the team record for rushing yards by a quarterback in a single season, surpassing Harry Gilmer, who had 365 rushing yards in 1952 and saw action at both quarterback and left halfback in that season (the previous high by a Redskins player who played strictly quarterback was Joe Theismann, who rushed for 314 yards in 1984). Ended the evening with a 76-yard touchdown run, the longest by a quarterback in team history and the

longest by an NFL quarterback since Pittsburgh's Kordell Stewart rushed for an 80-yard touchdown against Carolina on Dec. 22, 1996. The run was the longest by any Redskin since Clinton Portis had a 78-yard run vs. the Kansas City Chiefs on Oct. 18, 2009. Became only the second individual quarterback in team history with at least one rushing touchdown and one passing touchdown in three games three times in a season since 1950 (Joe Theismann, 1980). Joined Michael Vick as the only NFL quarterbacks since 1970 to rush for at least 130 yards and two touchdowns in a game. His six rushing touchdowns are the most by a Redskins quarterback in a single season in team history. He was previously tied with Joe Theismann (1979) and Eddie LeBaron (1955)... Started at NYG (10/21) and completed 20-of-28 passes for 258 yards with two touchdowns, and added 89 rushing yards on nine carries (9.9 avg.). Had a 108.9 passer rating, marking the third time he had eclipsed 100.0 in a game... Started at PIT (10/28), completing 16-of-34 passes for 177 yards with one touchdown and no interceptions. Threw the eighth touchdown pass of his rookie season, finding wide receiver Santana Moss for a one-yard touchdown on fourth down in the second quarter... Started vs. CAR (11/4) and completed 23-of-39 passes for 215 yards. With 23 completions, he tied Norm Snead's team record for completions in a rookie season (172, set in 1961). Also rushed 13 times for 76 yards, making he and running back Alfred Morris the first rookie quarterback-running back tandem in NFL history to each amass 500 rushing yards in a season... Started in a win vs. PHI (11/18) and completed 14-of-15 passes (93.3 percent) for 200 yards with a career-high four touchdowns, finishing with a perfect 158.3 passer rating and also contributing 84 rushing yards on 12 carries. Became only the third NFL player (Randall Cunningham, Michael Vick) and first rookie ever with 200 pass yards, 75 rush yards and four passing TD in a single game. Was five attempts short of meeting the 20-attempt minimum needed to qualify for team records for completion percentage (Mark Brunell - 89.3 on Sept. 24, 2006 vs. Houston) and passer rating (Sonny Jurgensen - 149.3, Sept. 15, 1968 at Chicago). Became only the third rookie to surpass both 2,000 passing yards and 500 rushing yards in a season, joining Vince Young in 2006 (2,199 passing yards, 552 rushing yards) and Cam Newton in 2011 (4,051 passing yards, 706 rushing yards)... In a Thanksgiving Day win at DAL (11/22), completed 19-of-27 passes for 304 yards and four touchdowns. Became the first rookie in NFL history and the first player in Redskins history to pass for four touchdowns in consecutive games. In the game, he broke single-season team records for passing yards by a rookie (Norm Snead's 2,337 in 1961) and passing touchdowns by a rookie (Eddie LeBaron's 14 in 1952). He became the first player in NFL

## YEAR-BY-YEAR STATS

### PASSING

| Year          | Team | G         | GS        | Att        | Comp       | Pct         | Yds         | Yd/A       | TD        | Int       | Lg         | Rate        |
|---------------|------|-----------|-----------|------------|------------|-------------|-------------|------------|-----------|-----------|------------|-------------|
| 2012          | Was  | 15        | 15        | 393        | 258        | 65.6        | 3200        | 8.1        | 20        | 5         | 88t        | 102.4       |
| 2013          | Was  | 13        | 13        | 456        | 274        | 60.1        | 3203        | 7.0        | 16        | 12        | 62t        | 82.2        |
| 2014          | Was  | 2         | 2         | 40         | 31         | 77.5        | 305         | 7.6        | 0         | 0         | 274        | 82.2        |
| <b>Career</b> |      | <b>30</b> | <b>30</b> | <b>889</b> | <b>563</b> | <b>63.3</b> | <b>6708</b> | <b>7.5</b> | <b>36</b> | <b>17</b> | <b>88t</b> | <b>91.8</b> |

### RUSHING

| Year          | Team | Att        | Yds         | Avg        | Lg         | TD       |
|---------------|------|------------|-------------|------------|------------|----------|
| 2012          | Was  | 120        | 815         | 6.8        | 76t        | 7        |
| 2013          | Was  | 86         | 489         | 5.7        | 26         | 0        |
| 2014          | Was  | 5          | 24          | 4.8        | 12         | 0        |
| <b>Career</b> |      | <b>209</b> | <b>1306</b> | <b>6.2</b> | <b>76t</b> | <b>7</b> |

### ADDITIONAL

**Record as Starter:** 13-17 (.433) career; 13-17 (.433) with Redskins

**Fumbles-Lost:** 12-2 in 2012; 11-4 in 2013; 2-1 in 2014

**Fourth Quarter Comeback Wins:** 2 in 2012 (09/30/12 at TB, 12/3/12 vs. NYG), 1 in 2013 (10/20/13 at CHI)

**Overtime Wins:** 1 in 2013 (11/03/13 vs. SD)

**300-Yard Passing Games:** 6 (3 in 2012, 3 in 2013)

**POSTSEASON:** 2012 (WAS): 1 G (1 GS), 10-for-19 (52.6%), 84 yds, 2 TD, 1 INT, 77.5 rating; 5 carries for 21 yds



history to have four 60-yard passing touchdowns and a 60-yard rushing touchdown in a season. His four passing touchdowns are the most in a single game by a Redskins quarterback on Thanksgiving Day, surpassing the three Thanksgiving Day touchdowns thrown by Jim Ninowski (Nov. 28, 1968) and Danny Wuerffel (Nov. 28, 2002). Griffin III's 304 yards are also the most by a Redskins quarterback on Thanksgiving Day, surpassing Ninowski's 280... Started in a win vs. NYG on Monday Night Football (12/3), completing 13-of-21 passes for 163 yards with one touchdown. Helped the Redskins overcome a six-point deficit entering the fourth quarter, becoming the first rookie quarterback for the Redskins to engineer a fourth-quarter comeback when trailing after three quarters since Harry Theofiledes on Dec. 15, 1968 vs. Detroit. Also rushed for 72 yards on five carries, surpassing Cam Newton's former NFL record for rushing yards in a season by a rookie quarterback (706 in 2011)... Started in a win vs. BAL (12/9), completing 15-of-26 passes for 246 yards and a touchdown. Threw his 18th touchdown pass of the season on a four-yard throw to Joshua Morgan in the first quarter... Inactive at CLE (12/16) with a sprained LCL... Started in a win at PHI (12/23) and completed 16-of-24 passes for 198 yards with two touchdowns. Surpassed 3,000 passing yards for the season, marking the 20th time in team history a Redskin has done so... Started and completed 9-of-18 passes for 100 yards. Finished the season with NFL rookie records for passer rating (102.4, surpassing Russell Wilson's 100.0 passer rating this season and Ben Roethlisberger's 98.1 from the 2004 season) and for percentage of passes intercepted (1.3 percent, breaking Charlie Batch's 1.98 percent). Concluded 2012 with team rookie records for completions (258), pass attempts (393), passing yards (3,200), passing touchdowns (20), completion percentage (65.6) and passer rating (102.4). He also holds team records for rushing attempts (120), rushing yards (815) and rushing touchdowns (seven) for a quarterback of any experience level. He became the fourth NFL quarterback to rush for 800 yards in a season, joining Randall Cunningham, Bobby Douglass and Michael Vick (twice)... Started in the NFC Wild Card Round vs. SEA (1/6), becoming the first quarterback born in the 1990s (Feb. 12, 1990) to start an NFL playoff game. Completed 10-of-19 passes for 84 yards with two touchdowns and an interception. He also added 21 yards rushing on five carries. Was the first rookie quarterback to start a playoff game for the Redskins since Pro Football Hall of Famer Sammy Baugh started the 1937 NFL Championship on Dec. 12, 1937.

## COLLEGE

Played in 41 games at Baylor, starting 40, eventually being named the recipient of the 77th Heisman Memorial Trophy (the first in Baylor history) following the 2011 season... In addition, also won the Davey O'Brien Award, Walter Camp Award, Johnny Unitas Golden Arm Award and Chic Harley Award, as well as earning national Player of the Year recognition from Sporting News, Yahoo! Sports and Fox Sports in 2011... Is the only player in school history to complete over 600 passes (800), attempt over 1,000 throws (1,192), compile a pass completion percentage over .650 (.671), throw for over 6,000 yards (10,366), amass more than 40 touchdown passes (78), compete in more than 1,100 total plays (1,720) and gain over 8,000 yards in total offense (12,620)... Exited Baylor with the lowest percentage of passes intercepted in NCAA FBS history (1.43%), and his pass efficiency rating of 189.48 in 2011 ranks second in NCAA season annals... Holds school single-season records with 454 pass attempts in 2010, along with a pass completion percentage of 72.3 percent, 37 touchdown tosses, 4,293 yards passing, 4,992 yards in total offense and most yards gained per pass attempt (10.68) in 2011... Was also a Track & Field All-American after finishing third at NCAA Outdoor Championships in 400-meter hurdles (49.55)... Won Big 12 gold medal in 400-meter hurdles with third-fastest time (49.22) in school history.

## PERSONAL

Graduated from Baylor in December 2010, with a degree in Political Science, three years after enrolling at the university... Selected to the Texas UIL All-Century Boys Track and Field prep team in May 2010... Added 2010 and 2011 Academic All-District VI and Academic All-Big 12 Conference honors... Was a nine-time member of the Big 12 Commissioner's Honor Roll and three-time Dean's List honoree... Was rated the third-best dual-threat quarterback in the country by Rivals.com while starring for the Copperas Cove (Texas) H.S. Bulldogs... Received a four-star prospect rating from Rivals and was a member of the Texas Top 100 list... Posted a 25-4 record at Copperas Cove, earning first-team Waco Tribune-Herald Super Centex honors as a utility player and honorable mention Class 4A All-State recognition from the Associated Press in 2007... During the 2012 season, volunteered at the annual Redskins All-Star Survivors Celebration, an event that provides an afternoon of pampering and football to area women battling breast cancer... In 2013, worked with the Make-A-Wish Foundation and the Washington Redskins Charitable Foundation to host eight-year-old Lateef Brock for a day during an offseason practice at Redskins Park... Attended the Salute to Play 60 Military Challenge kickoff event at Joint Base Andrews... Volunteered at the annual All-Star Survivors Celebration at Redskins Park for women battling cancer... Participated in the Smashing Walnuts Foundation Fundraiser in honor of Gabriella Miller... Son of Jacqueline and Robert Griffin, Sr... In the 2013 offseason, married his college sweetheart, Rebecca... Hosted the "Friday Night Lights" football camp for 300 local kids at Anacostia H.S. in June 2014... Started a foundation called the "Family Of 3 Initiative," in which he assists three new families a year financially or through other means... Born Robert Lee Griffin III on Feb. 12, 1990 in Japan, where his parents were stationed in the military.

## CAREER HIGHS

### SINGLE-GAME

|                            |   |
|----------------------------|---|
| <b>Pass Attempts:</b>      | 50, vs. Detroit (9/22/13)               |
| <b>Pass Completions:</b>   | 32, vs. Detroit (9/22/13)               |
| <b>Yards Passing:</b>      | 329, vs. Philadelphia (09/09/13)        |
| <b>Long (Passing):</b>     | 88t, at New Orleans (09/09/12)          |
| <b>Passing Touchdowns:</b> | 4, twice, last at Dallas (11/22/12)     |
| <b>Passer Rating:</b>      | 158.3, vs. Philadelphia (11/18/12)      |
| <b>Carries:</b>            | 13, vs. Minnesota (10/14/12)            |
| <b>Rushing Yards:</b>      | 138, vs. Minnesota (10/14/12)           |
| <b>Long (Rushing):</b>     | 76t, vs. Minnesota (10/14/12)           |
| <b>Rushing Touchdowns:</b> | 2, twice, last vs. Minnesota (10/14/12) |

## TOUCHDOWN PASS TRACKER

| <u>By Target:</u> |    | <u>By Distance:</u> |    |
|-------------------|----|---------------------|----|
| PLAYER            | TD | YARDS               | TD |
| Santana Moss      | 8  | 1-10                | 18 |
| Pierre Garcon     | 6  | 11-20               | 4  |
| Aldrick Robinson  | 5  | 21-30               | 5  |
| Leonard Hankerson | 4  | 31+                 | 9  |
| Logan Paulsen     | 4  |                     |    |
| Jordan Reed       | 3  |                     |    |
| Darrel Young      | 3  |                     |    |
| Joshua Morgan     | 2  |                     |    |
| Niles Paul        | 1  |                     |    |
|                   |    | <u>By Location:</u> |    |
|                   |    | LOCATION            | TD |
|                   |    | Home                | 14 |
|                   |    | Away                | 22 |

*Regular season games*



# DEANGELO HALL

**CORNERBACK**  
5-10 | 198  
DOB: 11/19/83



**11TH NFL SEASON**  
**VIRGINIA TECH**  
**DEEP CREEK H.S. (CHESAPEAKE, VA.)**

## HONOR ROLL

Defensive Captain (2010-11, 2014)  
Three-time Pro Bowler (2005, 2006, 2010 seasons)  
2011 Pro Bowl MVP

## MILESTONES

**NFL debut:** 10/24/04 (at KC)... **Redskins debut:** 11/16/08 (vs. DAL)... **100th NFL game:** 12/26/10 (at JAX)... **100th NFL start:** 10/16/11 (vs. PHI)... **First INT:** 11/28/04 (vs. NO, Aaron Brooks)... **First multi-INT game:** 09/17/06 (vs. TB, 2)... **First four-INT game:** 10/24/10 (at CHI)... **30th career INT:** 10/24/10 (at CHI, Jay Cutler)... **40th career INT:** 9/22/13 (vs. DET, Matthew Stafford)... **First TD:** 01/02/05 (at SEA, 48 yard INT return, Matt Hasselbeck)... **First FF:** 12/12/04 (vs. OAK, Chris Hetherington)... **First FR:** 10/16/05 (at NO, Antowain Smith)... **First multi-FR game:** 12/12/05 (vs. NO, 2)... **First sack:** 12/12/04 (vs. OAK, Kerry Collins)... **First reception:** 09/17/06 (vs. TB, no gain from Michael Vick)

## TRANSACTIONS

Originally selected by the Atlanta Falcons in the first round (eighth overall) of the 2004 NFL Draft... Traded to the Oakland Raiders on March 21, 2008... Waived by the Oakland Raiders on November 5, 2008... Signed by the Washington Redskins as a free agent on November 8, 2008... Re-signed by the Redskins on March 3, 2009... Released by the Redskins on March 11, 2013... Signed by the Redskins on April 4, 2013... Re-signed by the Redskins on February 19, 2014.

## PRO

Enters 2014 having played in 149 career games, with 143 starts, and three-postseason contests (all starts) in 2004 and 2012... Credited by STATS, LLC with 715 career tackles (563 solo), 43 interceptions, 137 passes defensed, nine forced fumbles, 13 fumble recoveries and two sacks through the 2013 season... Was selected to the Pro Bowl with the Atlanta Falcons in 2005 and 2006 and with the Washington Redskins in 2010, earning Pro Bowl MVP honors in the game following the 2010 season... Tied an NFL record with four interceptions at Chicago in 2010... Registered 43 interceptions since entering the league in 2004 through the 2013 season, third-most in the NFL (Ed Reed, Asante Samuel).

## YEAR-BY-YEAR

### 2014 (REDSKINS)

Named by his teammates as the defensive captain prior to the season... Started and appeared in his 150th career NFL game at HOU (9/7), leading the team with eight tackles (seven solo)... Started and added three tackles (two solo) vs. JAX (9/14).

### 2013 (REDSKINS)

Started all 16 games for a fourth consecutive season... Credited by coaches with 106 tackles (79 solo), third-most on the team... Scored a team-record three defensive touchdowns (two via interception return, one via fumble return)... Started at cornerback vs. PHI (9/9) and had six tackles (three solo) and a fumble recovery he returned 75 yards for a touchdown. The fumble

recovery touchdown was Hall's fourth of his career, the most among active NFL players and tied with four players for the third-most career fumble return touchdowns in NFL history... Started at GB (9/15) and had seven tackles (five solo) with a forced fumble... Started vs. DET (9/22) and added four tackles (three solo) and scored his second touchdown of the year on a 17-yard first quarter interception return. The pick made him the fifth active player to reach 40 career interceptions, joining Ed Reed, Charles Woodson, Champ Bailey and Asante Samuel. The interception return for touchdown was the fourth of his career, making Hall only the second player in NFL history to score at least four touchdowns by both interception return and by fumble return (Ronde Barber)... Started at OAK (9/29) and added two assisted tackles... Started at DAL (10/13), posting seven tackles (five solo) and a pass defensed and helping limit Dez Bryant to only 36 receiving yards... Started vs. CHI (10/20), posting four tackles (three solo) and three passes defensed... Started at DEN (10/27) and posted four solo tackles, three passes defensed and two interceptions, one of which he returned 26 yards for a touchdown. The defensive touchdown was his third of the season (two via interception return, one via fumble return), making him the first player in Redskins history to score three defensive touchdowns in a season. The pick-six was the fifth in his career, making him the sixth active player with at least five career interception returns for touchdowns (Charles Woodson, Charles Tillman, Ed Reed, Asante Samuel and Lance Briggs). The two interceptions pushed him past Vernon Dean (1982-87) and Lemar Parrish (1978-81) into the Top 10 in team history... Started and posted five tackles (three solo) vs. SD (11/3)... Started and led the Redskins with 11 tackles (seven solo) and a forced fumble at MIN (11/7)... Started and added two solo tackles at PHI (11/17)... Started vs. SF (11/25), recording a solo tackle, a pass defensed and his career-high third forced fumble of the season... Started and registered seven tackles (five solo) vs. NYG (12/1)... Started and added six tackles (all solo) vs. KC (12/8)... Started and recorded four tackles (two solo) and a pass defensed at ATL (12/15)... Started vs. DAL (12/22), notching four solo tackles and two passes defensed, including his fourth interception... Started and made four solo tackles at NYG (12/29).

### 2012 (REDSKINS)

Started all 16 regular season games and finished third on the team in tackles (115, 89 solo) as credited by the coaching staff... Credited with 16 passes defensed in addition to one sack, one fumble recovered and four interceptions... Started at cornerback and registered two tackles (both for loss), including the first full sack of his career, dropping Drew Brees for a seven-yard loss in a season-opening win at NO (9/9)... Started at cornerback at STL (9/16) and led the team with eight tackles (all solo), a pass defensed and a fumble recovery — the 10th fumble recovery of his career, making him the 20th active player to reach double digits in fumble recoveries... Started and had 13 tackles (11 solo) and a pass defensed vs. CIN (9/23)... Had five tackles, two passes defensed and an interception as a starter at TB (9/30)... Started and registered nine tackles (five solo) vs. ATL (10/7)... Started and posted seven tackles and had a game-ending interception of QB Christian Ponder in the end zone vs. MIN (10/14)... Started and had three tackles and a pass defensed at NYG (10/21)... Registered six tackles (five solo) as a starter at PIT (10/28)... Started and had three tackles and two passes defensed vs. CAR (11/4)... Started and had an interception of QB Nick Foles in addition to seven tackles (six solo) in a win vs. PHI (11/18)... Started and had three tackles (two solo), two passes defensed and an interception in a Thanksgiving Day win at DAL (11/22). It was Hall's second consecutive game with an interception, marking the first time he had at least one inter-

ception in consecutive games since October 2010. He also had a 43-yard outside kick return in the final minute that he downed inside the 5-yard line to allow the offense to kneel out the clock... Started in a win vs. NYG (12/3) on Monday Night Football and registered four tackles (three solo)... Started and posted seven tackles (four solo) in a win vs. BAL (12/9)... Started and registered six tackles (four solo) in a win at CLE (12/16)... Started and had five solo tackles in a win at PHI (12/23)... Started and had three tackles and three passes defended and was given a game ball by NBC's *Sunday Night Football* for his role in a division-clinching win vs. DAL (12/30)... Started and had six tackles (two solo) in the NFC Wild Card Round vs. SEA (1/6).

#### 2011 (REDSKINS)

Named a defensive captain for the second consecutive season... Named NFC Defensive Player of the Week for his performance in Week 12... Started all 16 games... Totaled 111 tackles (75 solo), three interceptions, one forced fumble and 16 passes defended... Started at left cornerback vs. NYG (9/11) and recorded eight tackles (four solo) and one pass defended... Started at left cornerback vs. ARI (9/18) and finished with six tackles (four solo) and one pass defended... Started at left cornerback at DAL (9/26) and recorded six tackles (six solo)... Started at left cornerback at STL (10/2) and recorded six tackles (five solo) and two passes defended... Started at left corner vs. PHI (10/16) and recorded five tackles (three solo) and one interception... Started at left cornerback at CAR (10/23) and recorded five tackles (four solo) and one pass defended... Started at left cornerback at BUF (10/30) and recorded seven tackles (six solo)... Started at left cornerback vs. SF (11/6) and recorded 13 tackles (eight solo) and one forced fumble... Started at left cornerback at MIA (11/13) and recorded eight tackles (four solo) and one pass defended... Started at left cornerback vs. DAL (11/20) and recorded eleven tackles (nine solo)... Started at left cornerback at SEA (11/27) and recorded seven tackles (two solo), seven passes defended and one interception, a performance that earned him recognition as the NFC Defensive Player of the Week... Started at left cornerback vs. NYJ (12/4) and recorded seven tackles (six solo) and one pass defended... Started at left cornerback vs. NE (12/11) and recorded nine tackles (six solo)... Started at left cornerback at NYG (12/18) and recorded seven tackles (five solo), two passes defended and one interception... Started at left cornerback vs. MIN (12/24) and recorded two tackles (two solo) and one pass defended... Started at left cornerback at PHI (1/1/12) and recorded three tackles (two solo) and two passes defended.

#### 2010 (REDSKINS)

Named a defensive captain... Earned his first trip to the Pro Bowl as a member of the Washington Redskins, where he won MVP honors... Named NFC Defensive Player of the Week for his performance in Week 7... Started all 16 games and led all Redskins with six interceptions, which tied him for fifth in the NFL and tied his career high... Also finished third on the team in tackles, with 112 (79 solo)... Totaled two forced fumbles, two fumble recoveries and 16 passes defended... Finished tied for first in the NFL in takeaways (8)... Started at cornerback vs. DAL (9/12) and registered 12 tackles (10 solo), including one tackle for a loss, two passes defended, one forced fumble and a fumble recovery, which he returned 32 yards for a touchdown. The fumble recovery for a touchdown, which came after he stripped the ball from running back Tashard Choice, was the first of Hall's career and also accounted for the only touchdown scored by the Redskins... Opened the game at cornerback and led his position group with 13 tackles (nine solo) vs. HOU (9/19)... Started at cornerback at STL (9/26) and led all Redskins cornerbacks with nine tackles (six solo). Also had a pass defended... Opened the game at cornerback at PHI (10/3) and registered seven tackles (three solo), one pass defended and an interception. His interception came in the endzone in the final play of regulation to clinch the Washington victory. Helped limit receivers DeSean Jackson and Jeremy Maclin to a combined four catches for 34 yards and no touchdowns... Had 12 tackles (eight solo) vs. GB (10/10)... Totaled seven tackles (four solo) vs. IND (10/17)... Started at cornerback at CHI (10/24). Tied an NFL record by intercepting four passes, one of which he returned 92 yards for a touchdown. Became 19th NFL player and third Redskin to

record four interceptions in the same game. He is the first NFL player to do so since Denver's Deltha O'Neal on Oct. 7, 2001. Sammy Baugh (11/14/43 vs. Detroit) and Dan Sandifer (10/31/48 vs. Boston) were the other Redskins to do so. Hall's 92-yard interception return for a touchdown was the longest of his career and tied for the third-longest in Redskins history. Coupled with his 32-yard fumble return for a touchdown in Week 1 against DAL, Hall became the first Redskins defender to score two defensive touchdowns in the same season since Andre Collins in 1994. It was his third career interception for a touchdown and his sixth career defensive return for a touchdown. Also had nine tackles (seven solo) and four passes defended. Helped hold quarterback Jay Cutler to a 54.3 passer rating. Was named NFC Defensive Player of the Week for his performance. His jersey from the game is now displayed in the Pro Football Hall of Fame... Started at cornerback at DET (10/31). Had six tackles (four solo), two passes defended and one interception. The interception gave him six on the season, matching a career high and are the most by a Redskin since Matt Stevens had six in 1999... Had eight tackles (five solo) and one pass defended vs. PHI (11/15)... Started at cornerback at TEN (11/21). Had two tackles, all solo. Held wide receiver Randy Moss without a catch... Opened the game at cornerback vs. MIN (11/28). Totaled four tackles (four solo) while helping hold quarterback Brett Favre to just 172 passing yards and no touchdowns. Part of a defense which held the Vikings to 299 total yards... Totaled two tackles (two solo) and helped hold quarterback Eli Manning to 161 yards and a 62.2 passer rating at NYG (12/5)... Started at cornerback vs. TB (12/12). Had four tackles (three solo) and two passes defended. Forced and recovered a fumble from Buccaneers running back LeGarrette Blount, which led to the Redskins first touchdown of the day... Had three tackles (three solo) at DAL (12/19)... Started at cornerback at JAX (12/26). Led all cornerbacks with six tackles (two solo)... Totaled eight tackles (seven solo) and two passes defended vs. NYG (1/2).

#### 2009 (REDSKINS)

Played in 13 games with 12 starts, declared inactive for three games with a knee sprain (at PHI, 11/29; vs. NO, 12/6; and at OAK, 12/13)... Led the Redskins with four interceptions... Also totaled 64 tackles (44 solo), nine passes defended and one fumble recovery... Had 10 tackles (seven solo) at CAR (10/11) and intercepted his third pass of the season off quarterback Jake Delhomme leading to running back Clinton Portis' first rushing touchdown of the season... Notched four tackles (three solo) and an interception vs. DEN (11/15)... Sustained a knee sprain against at DAL (11/23) after recovering his first fumble of the season, but returned to total nine tackles.

#### 2008 (RAIDERS/REDSKINS)

Started in eight games with the Oakland Raiders and played in seven games with four starts for the Redskins... Tied for sixth in the NFL in interceptions (5) and fifth in passes defended (21) in 2008 with Oakland and Washington... Tallied 49 tackles, three interceptions, 13 passes defended, one fumble recovery, one forced fumble and a half-sack as a member of the Raiders... Released by the Raiders on November 5... Signed with the Redskins on Nov. 8... Totaled 27 tackles (21 solo), two interceptions, eight passes defended and one fumble recovery with the Redskins... Made his Redskins debut at DAL (11/16) and had three tackles and intercepted Dallas quarterback Tony Romo... Made his first start with the Redskins at BAL (12/7) and had four tackles, one pass defended, one fumble recovery (returned for 10 yards) and one special teams stop.

#### 2007 (FALCONS)

Tallied a career-high 71 tackles to go along with five interceptions for 80 yards, 16 passes defended, one fumble recovery, one fumble forced and a touchdown... Posted one tackle, one pass defended and one interception (19 yards) at MIN (9/9); the interception marked the 13th of his career and second on opening day (9/12/05 vs. PHI)... Recorded one tackle, one fumble recovery (56 yards – in the first quarter for a touchdown) and one pass defended at TEN (10/7)... Amassed a career high 11 tackles and tied a career high with four passes defended in addition to recording one interception (33 yards) vs. NYG (10/15).

## 2006 (FALCONS)

Earned second consecutive Pro Bowl nod after tallying 56 tackles, a team-high four interceptions, one fumble recovery and a career-high 16 passes defended... According to STATS Inc., less than half (48.7 percent) of the passes thrown his direction were completed... Had two tackles, one interception and two passes defended against ARI (10/1); his interception was returned 37 yards for a touchdown... Had a then-career-best two interceptions vs. TB (9/17).

## 2005 (FALCONS)

Started 15 games and led the team with a career-high six interceptions... Also tallied 68 tackles, 10 passes defended, two fumble recoveries, one forced fumble and one touchdown on the way to his first Pro Bowl selection... Registered eight punt returns for 82 yards and two kickoff returns for 45 yards... Matched up against WR Terrell Owens in the season opener and posted four tackles and one interception as he kept the Pro Bowl receiver out of the end zone before a nationally televised audience on ABC's "Monday Night Football" vs. PHI (9/12).

## 2004 (FALCONS)

Saw action in 10 games with nine starts after missing the first six games of the season with a hip injury suffered in the preseason... Registered 37 tackles, two interceptions, one forced fumble, six passes defended and a half-sack; also returned one kickoff for 48 yards... Tied for second on the team with eight passes defended and third with two interceptions... Posted first career interception vs. NO (11/28).

## COLLEGE

Recorded 190 tackles, 20 passes defended, eight interceptions, two forced fumbles, one fumble recovery and seven receptions for 86 yards with one touchdown in his three-year career at Virginia Tech... Returned 56 punts for 839 yards and five touchdowns... His five punt returns for touchdowns rank second in Big East Conference history to current teammate Santana Moss (6, Miami)... All-America first-team selection as a punt returner as a junior... Semi-finalist for the Jim Thorpe Award, given to the nation's top defensive back, as he ranked sixth on the team with a career high 93 tackles... Tallied 56 tackles, 12 passes defended, four interceptions and one forced fumble in 10 starts as a sophomore... Registered 42 tackles and three interceptions as a freshman.

## PERSONAL

Lettered in basketball, football and track at Deep Creek H.S. in Chesapeake, Va... Rushed for more than 1,300 yards and 30 touchdowns as a senior... First team all-state selection as a defensive back and kick returner as he intercepted nine passes and posted more than 100 tackles... Averaged 9.8 yards per carry as a junior and added seven picks... Placed sixth at the junior nationals in the 60-meter dash as a junior... Majored in secondary education... Married with six children: Tyrel (12), Mya (8), TaLia (7), Bre (4), and twins, Jaden and DJ (2)... In 2013, attended the CareFirst Legislative Reception and participated in Coca-Cola's Get the Ball Rolling Flag Football Experience. Also attended the Darrell Green's annual Christmas With The Redskins party... Participated in the team's 80th Anniversary Thank You Tour throughout Virginia, Maryland and Washington, D.C. in 2012... Led kids in fitness activities in 2011, as part of NFL's PLAY 60 campaign, helping kids get 60 minutes of exercise a day... Participated in the Brian Mitchell Youth Football Camp, PLAY 60 Guinness World Records Attempt, Macy's Redskins Coat Giveaway Event and London's Bridge Holiday events in 2010.

## YEAR-BY-YEAR STATS

### DEFENSE

| Year          | Team    | G          | GS         | Tack       | Solo       | Sack     | INT      | PD         |
|---------------|---------|------------|------------|------------|------------|----------|----------|------------|
| 2004          | Atl     | 10         | 9          | 36         | 30         | 0.5      | 2        | 6          |
| 2005          | Atl     | 15         | 15         | 66         | 59         | 0        | 6        | 10         |
| 2006          | Atl     | 16         | 16         | 58         | 51         | 0        | 4        | 16         |
| 2007          | Atl     | 16         | 15         | 70         | 63         | 0        | 5        | 16         |
| 2008          | Oak/Was | 15         | 12         | 74         | 63         | 0.5      | 5        | 21         |
| 2009          | Was     | 13         | 12         | 58         | 46         | 0        | 4        | 9          |
| 2010          | Was     | 16         | 16         | 95         | 65         | 0        | 6        | 16         |
| 2011          | Was     | 16         | 16         | 90         | 65         | 0        | 3        | 16         |
| 2012          | Was     | 16         | 16         | 90         | 64         | 1        | 4        | 14         |
| 2013          | Was     | 16         | 16         | 78         | 57         | 0        | 4        | 13         |
| 2014          | Was     | 2          | 2          | 11         | 9          | 0        | 0        | 0          |
| <b>Career</b> |         | <b>151</b> | <b>145</b> | <b>726</b> | <b>572</b> | <b>2</b> | <b>8</b> | <b>137</b> |

\*Tackle stats according to STATS, LLC

### KICK RETURN

| Year          | Team | KR       | Yds        | Avg       | Lg        | TD       |
|---------------|------|----------|------------|-----------|-----------|----------|
| 2004          | Atl  | 1        | 48         | 48        | 48        | 0        |
| 2005          | Atl  | 2        | 45         | 22.5      | 23        | 0        |
| 2007          | Atl  | 0        | 0          | -         | -         | 0        |
| 2009          | Was  | 0        | 0          | -         | -         | 0        |
| 2012          | Was  | 1        | 43         | 43        | 43        | 0        |
| <b>Career</b> |      | <b>4</b> | <b>136</b> | <b>34</b> | <b>48</b> | <b>0</b> |

### PUNT RETURN

| Year          | Team | PR        | Yds        | Avg        | Lg        | TD       |
|---------------|------|-----------|------------|------------|-----------|----------|
| 2004          | Atl  | 0         | 0          | -          | -         | 0        |
| 2005          | Atl  | 8         | 82         | 10.3       | 27        | 0        |
| 2007          | Atl  | 5         | 41         | 8.2        | 16        | 0        |
| 2009          | Was  | 2         | -2         | -1         | 0         | 0        |
| 2012          | Was  | 1         | 0          | 0          | 0         | 0        |
| <b>Career</b> |      | <b>16</b> | <b>121</b> | <b>7.6</b> | <b>27</b> | <b>0</b> |

### ADDITIONAL

**Fumbles Forced-Recovered:** 1-0 in 2004, 1-3 in 2005, 0-1 in 2006, 1-1 in 2007, 0-2 in 2008, 0-1 in 2009, 2-2 in 2010, 1-0 in 2011, 0-1 in 2012, 1-1 in 2013

**INT Touchdowns:** 1 in 2004, 1 in 2006, 1 in 2010, 2 in 2013

**FR Touchdowns:** 1 in 2005, 1 in 2007, 1 in 2010, 1 in 2013

## CAREER HIGHS

### SINGLE-GAME

|                           |   |
|---------------------------|---|
| <b>Total Tackles:</b>     | 13, vs. Houston (09/19/10)                        |
| <b>Solo Tackles:</b>      | 11, vs. NY Giants (10/15/07)                      |
| <b>Interceptions:</b>     | 4, at Chicago (10/24/10)                          |
| <b>Passes Defended:</b>   | 5, at Seattle (11/27/11)                          |
| <b>Forced Fumbles:</b>    | 1, seven times, last time at Green Bay (09/15/13) |
| <b>Fumble Recoveries:</b> | 2, vs. New Orleans (12/12/05)                     |

### SINGLE-SEASON

|                           |                    |
|---------------------------|--------------------|
| <b>Total Tackles:</b>     | 95 (2010)          |
| <b>Solo Tackles:</b>      | 65 (2010 and 2011) |
| <b>Interceptions:</b>     | 6 (2005 and 2010)  |
| <b>Passes Defended:</b>   | 21 (2008)          |
| <b>Forced Fumbles:</b>    | 3 (2013)           |
| <b>Fumble Recoveries:</b> | 3 (2005)           |



# JASON HATCHER

**DEFENSIVE END**  
6-6 | 299  
DOB: 7/13/82



**9TH NFL SEASON**  
**GRAMBLING STATE**  
**JENA (LA.) H.S.**

## HONOR ROLL

Pro Bowl selection (2013 season)

## MILESTONES

**NFL debut:** 9/10/06 (at JAX)... **First NFL start:** 9/26/10 (at HOU)... **Redskins debut:** 9/7/14 (at HOU)... **First sack:** 9/17/06 (vs. WAS, half sack of Mark Brunell)... **First full sack:** 11/23/06 (vs. TB, Bruce Gradkowski)... **First multi-sack game:** 9/18/11 (at SF, 2)... **First INT:** 11/6/11 (vs. SEA, Tarvaris Jackson)... **First FF:** 10/21/07 (vs. MIN, Adrian Peterson)... **First FR:** 10/14/07 (vs. NE, Tom Brady, returned 29 yards for touchdown)

## TRANSACTIONS

Selected by the Dallas Cowboys in the third round (92nd overall) of the 2006 NFL Draft... Signed a contract extension with the Cowboys on August 3, 2011... Signed with the Washington Redskins as an unrestricted free agent on March 14, 2014.

## PRO

Joined the Redskins in March 2014 as one of the Redskins' most high-profile acquisitions in free agency... Former rotational defensive lineman who turned into one of the NFC East's most disruptive men in the trenches... Signed in Washington following a Pro Bowl season in 2013 in which he led Dallas with a career-high 11 sacks, including eight against divisional opponents... Enters 2014 having previously appeared in 119 career regular season games with 42 starts... As a Cowboy from 2006-13, compiled 205 tackles (143 solo), 27.0 sacks, seven passes defended, four forced fumbles, four fumbles recovered and one interception.

## YEAR-BY-YEAR

### 2014 (REDSKINS)

Made his Redskins debut at HOU (9/7), starting and compiling five tackles (four solo) with a pass defended... Started and notched 1.5 sacks among the Redskins' team-record-tying 10 sacks vs. JAX (9/14).

### 2013 (COWBOYS)

Started all 15 games in which he played at defensive tackle... Posted a career-high 11 sacks, smashing his previous career high of 4.5 set in 2011... Became the first Cowboy other than DeMarcus Ware to lead Dallas in sacks alone since Greg Ellis in 2004... Posted eight sacks in NFC East play, tied with St. Louis' Robert Quinn for the second-most sacks against divisional opponents in the NFL... Finished with three tackles, three pressures and one sack vs. NYG (9/8)... Tied for third on the team with six tackles at KC (9/15) while adding one sack, one tackle for loss, two pressures and one pass breakup... Posted two tackles, three pressures and one sack - his third consecutive game with a sack, the longest streak of his career - vs. STL (9/22) as part of a defense that yielded the Rams only 18 total yards in the first half... Finished with five tackles, one tackle for loss, two pressures and two pass breakups at SD (9/29)... Had four tackles and one pressure vs. DEN (10/6)... Finished with four tackles, one tackle for loss, two pressures, two sacks and a forced fumble vs. WAS (10/13)... Had seven tackles, one sack and four pressures as the defense held LeSean McCoy to 55 yards on 18 carries at

PHI (10/20)... Recorded three tackles, two pressures and the lone sack for the team at DET (10/27)... Posted three tackles and one tackle for loss vs. MIN (11/3) before suffering a neck stinger early in the fourth quarter... Inactive at NO (11/10) with a neck strain... Had two tackles, two pressures and two sacks at NYG (11/24)... Finished with one tackle, one tackle for loss, and two pressures vs. OAK (11/28)... Posted two tackles and one pressure at CHI (12/9)... Had two tackles and a hurry vs. GB (12/15)... Made two tackles at WAS (12/22)... Registered his third multi-sack game of the season, dropping Nick Foles twice among his four tackles vs. PHI (12/29). Forced a fumble on a third quarter sack of Foles.

### 2012 (COWBOYS)

Started all 16 games for the first time in his career and finished fifth on the squad with a career-high 77 tackles. Was third with 4.0 sacks and 25 pressures and fourth with a career-high tying three tackles for losses... Had four tackles, one sack and two pressures in the opening win at NYG (9/5)... Finished the game at SEA (9/16) with seven tackles... Added five tackles and a pair of pressures in the home-opening win over TB (9/23)... Had five tackles against CHI (10/1), three with two pressures and a half sack at CAR (10/21) and five with two pressures against NYG (10/28)... Posted three tackles, one for a loss and led the team with a season-best three pressures at ATL (11/4)... Was in on two tackles, had three pressures and recovered a fumble in the end zone for a touchdown in the win at PHI (11/11)... Had a career-best eight tackles, one pressure and a half sack split with Ware against CLE (11/18)... Added a sack, one pressure and six tackles on Thanksgiving Day against WAS (11/22)... Posted four tackles, two pressures and a sack in the come-from-behind win at CIN (12/9)... Had five tackles, a pass breakup and a pressure in the overtime win against PIT (12/16) before adding seven tackles, two for losses, three pressures and a breakup against NO (12/23)... Tied his career-high with eight tackles with one pressure in the season finale at WAS (12/30).

### 2011 (COWBOYS)

Started 10 of the 13 games he played and notched 36 tackles with three for losses while setting a career best with 4.5 sacks and intercepting his first career pass... His 4.5 sacks were third on the team... Started in place of Marcus Spears in the season opener at NYJ (9/11) and recorded four tackles, one tackle for a loss and one pressure... Started once again in the overtime win at SF (9/18) and had four tackles, one pressure and a pair of sacks - his first multi-sack game... Had one tackle in the home-opening win over WAS (9/26) before a calf injury sidelined him in the second quarter... Returned to the field at PHI (10/30) and had four tackles... In the win over SEA (11/6), intercepted his first career pass while adding a tackle, one tackle for a loss and a pass breakup... In the win over WAS (11/20), had two tackles, a sack, a tackle for a loss and three pressures... Had four tackles, two pressures and a sack at ARI (12/4)... Closed out the season at NYG (1/12) with a season-high six tackles, one pressure and a sack he split with Ware.

### 2010 (COWBOYS)

Played in 13 games with one start, totaling 17 tackles, a sack and two quarterback pressures while missing three games due to injury (groin)... Logged a season-high four tackles at WAS (9/12) in the season opener... Made his first career start at HOU (9/26) as the team opened in its nickel package, but did not record any statistics... Suffered a groin injury against NYG (10/25) in the second quarter and did not return... Missed the next three games against JAX (10/31), at GB (11/7) and at NYG (11/14) due to the injury...

Returned to action against DET (11/21) and tied his season-best with four tackles along with one pressure, a sack and a fumble recovery.

## 2009 (COWBOYS)

In 16 games played, totaled 29 tackles, one sack, a career-high 27 quarterback pressures - fifth on the team - and a pass breakup... Opened the season at TB (9/13) with two tackles, one pass breakup and tied for the team lead with three quarterback pressures... Recorded two tackles and recovered a fumble against CAR (9/28)... Played in his 50th career game at DEN (10/4) and notched two tackles... Registered season-highs in tackles (four) and quarterback pressures (four) against OAK (11/26)... Notched his lone sack of the season against PHI (1/3).

## 2008 (COWBOYS)

Registered career-highs in tackles (36) along with 15 quarterback pressures, one sack, a tackle for loss and a pass breakup while playing in all 16 contests... Posted a season-high five tackles at STL (10/19)... Recorded his lone sack of the season at PIT (12/7) and notched a season-high tying five tackles.

## 2007 (COWBOYS)

Played in all 16 games in the defensive line rotation recording 35 tackles, 2.0 sacks, three tackles for a loss, nine quarterback pressures and one forced fumble... Recorded his first sack of the season at BUF (10/8) along with three tackles, two pressures and a tackle for loss... Had his first career fumble recovery which he returned 27 yards for a touchdown following a Greg Ellis sack and forced a fumble of Tom Brady against NE (10/14). Also added one tackle for loss... Forced a fumble that was recovered by Bradie James that led to a field goal against MIN (10/21). Also had two tackles... Recorded a season-high and career-best seven tackles and one sack at WAS (12/30).

## 2006 (COWBOYS)

Played in 14 games as a rookie, missing two with an ankle sprain, and recorded 13 tackles, 2.5 sacks, one tackle for a loss and seven quarterback pressures... In his NFL debut at JAX (9/10), played mainly on third downs on the defensive line... Recorded his first defensive statistic against WAS (9/17), splitting a sack with Ellis on the final play of the game and added two quarterback pressures... Suffered a sprained ankle in the first half against HOU (10/15) causing him to miss the next two games... Recorded two quarterback pressures against IND (11/19) and helped limit the Colts to a season low 14 points... Had his first solo sack - a 10-yard takedown of Bruce Gradkowski - and two tackles against TB (11/23)... Posted a second quarter sack of Michael Vick on third down and added two tackles at ATL (12/16)... Against PHI (12/25) had a season-high three tackles... In his post-season debut at SEA (1/6) recorded one quarterback pressure.

## COLLEGE

Finished his career at Grambling with 111 tackles, 31.5 tackles for a loss, and 18.5 sacks... Also had three passes defended, 14 quarterback pressures and three blocked kicks... Recorded 65 tackles, including a season-high eight stops in three different games during his senior year... Played his first full season at defensive end as a junior and finished the year with 33 tackles, 10 tackles for a loss and 5.0 sacks... Also blocked two kicks and broke up one pass... As a sophomore, started at tight end and caught one pass for 14 yards and a two-point conversion before moving to defensive end midway through the year... Finished the season with 13 tackles, 3.0 sacks and one pass breakup... Granted a medical redshirt after rupturing his right anterior cruciate ligament in 2002... Was ineligible as a true freshman because of NCAA academic requirements.

## PERSONAL

Attended Jena (La.) H.S., where he lettered in football and basketball... As a senior, helped his team go 10-3 and earned all-state honors after catching 28 passes for 1,028 yards as a tight end... Majored in physical education at Grambling and hopes to become a head football coach... He and his wife, Natasha, have two sons, DiCarlos and Jason, Jr., and a daughter, Tamia.

## YEAR-BY-YEAR STATS

### DEFENSE

| Year          | Team | G          | GS        | Tack       | Solo       | Sack      | PD       | FF       | FR       |
|---------------|------|------------|-----------|------------|------------|-----------|----------|----------|----------|
| 2006          | Dal  | 14         | 0         | 15         | 11         | 2.5       | 0        | 0        | 0        |
| 2007          | Dal  | 16         | 0         | 27         | 22         | 2         | 0        | 1        | 1        |
| 2008          | Dal  | 16         | 0         | 17         | 11         | 1         | 0        | 0        | 0        |
| 2009          | Dal  | 16         | 0         | 13         | 9          | 1         | 1        | 0        | 1        |
| 2010          | Dal  | 13         | 1         | 13         | 9          | 1         | 0        | 0        | 1        |
| 2011          | Dal  | 13         | 10        | 28         | 20         | 4.5       | 2        | 1        | 0        |
| 2012          | Dal  | 16         | 16        | 51         | 27         | 4         | 1        | 0        | 1        |
| 2013          | Dal  | 15         | 15        | 41         | 34         | 11        | 3        | 2        | 0        |
| 2014          | Was  | 1          | 1         | 5          | 4          | 1         | 1        | 0        | 0        |
| <b>Career</b> |      | <b>120</b> | <b>43</b> | <b>210</b> | <b>147</b> | <b>28</b> | <b>8</b> | <b>4</b> | <b>4</b> |

\*Tackle stats according to STATS, LLC

### POSTSEASON

| Year          | Team | G        | GS       | Tack     | Solo     | Sack     | PD       | FF       | FR       |
|---------------|------|----------|----------|----------|----------|----------|----------|----------|----------|
| 2006          | Dal  | 1        | 0        | 0        | 0        | 0        | 0        | 0        | 0        |
| 2007          | Dal  | 1        | 0        | 2        | 1        | 0        | 0        | 0        | 0        |
| 2009          | Dal  | 2        | 0        | 0        | 0        | 0        | 0        | 0        | 0        |
| <b>Career</b> |      | <b>4</b> | <b>0</b> | <b>2</b> | <b>1</b> | <b>0</b> | <b>0</b> | <b>0</b> | <b>0</b> |

### ADDITIONAL

**Interceptions:** 1 in 2011

**FR Touchdowns:** 1 in 2007, 1 in 2012


## CAREER HIGHS

### SINGLE-GAME

|                           |   |
|---------------------------|---|
| <b>Total Tackles:</b>     | 7, twice, last time vs. Washington (12/30/12)   |
| <b>Solo Tackles:</b>      | 6, twice, last time vs. Kansas City (09/15/13)  |
| <b>Sacks:</b>             | 2, four times, last vs. Philadelphia (12/29/13) |
| <b>Passes Defended:</b>   | 2, at San Diego (09/29/13)                      |
| <b>Interceptions:</b>     | 1, vs. Seattle (11/06/11)                       |
| <b>Forced Fumbles:</b>    | 1, four times, last vs. Philadelphia (12/29/13) |
| <b>Fumble Recoveries:</b> | 1, four times, last vs. Philadelphia (11/11/12) |

### SINGLE-SEASON

|                           |                |
|---------------------------|----------------|
| <b>Total Tackles:</b>     | 51 (2012)      |
| <b>Solo Tackles:</b>      | 34 (2013)      |
| <b>Sacks:</b>             | 11 (2013)      |
| <b>Passes Defended:</b>   | 3 (2013)       |
| <b>Forced Fumbles:</b>    | 2 (2013)       |
| <b>Fumble Recoveries:</b> | 1 (Four times) |



# ADAM HAYWARD

**LINEBACKER**  
6-1 | 240  
DOB: 6/23/84



**8TH NFL SEASON**  
**PORTLAND STATE**  
**MARINA H.S. (WESTMINSTER, CALIF.)**

## HONOR ROLL

Redskins Special Teams Captain (2014)  
Buccaneers Special Teams Captain (2011-13)  
2010 Buccaneers Walter Payton Man of the Year

## MILESTONES

**NFL debut:** 9/9/07 (at SEA)... **First NFL start:** 12/13/09 (vs. NYJ)... **Redskins debut:** 9/7/14 (at HOU)... **First sack:** 11/21/10 (at SF, Troy Smith)... **First FR:** 11/21/10 (at SF, Joshua Morgan)... **First TD:** 11/11/12 (vs. SD, blocked punt return)

## TRANSACTIONS

Selected by the Tampa Bay Buccaneers in the sixth round (182nd overall) of the 2007 NFL Draft... Re-signed with the Buccaneers on August 1, 2011... Signed with the Washington Redskins as an unrestricted free agent on March 12, 2014.

## PRO

Veteran special teams standout who agreed to terms with the Redskins on the first day of free agency in 2014... Enters the 2014 season having previously appeared in 107 games with 13 starts with Tampa Bay from 2007-13... Served as the Buccaneers' special teams captain for three years from 2011-13... Led Buccaneers in special teams tackles in five of the last six seasons in Tampa Bay... Established a single-season career highs in special teams tackles in each of his first four seasons.

## YEAR-BY-YEAR

### 2014 (REDSKINS)

Named by his teammates as special teams captain prior to his first season in Washington... Contributed on special teams at HOU (9/7) and vs. JAX (9/14).

### 2013 (BUCCANEERS)

Elected special teams captain for a third consecutive season... Played in all 16 games for the fourth straight season, including two starts, and finished with 15 tackles on defense, including one for loss... Credited with a team-leading 11 tackles on special teams... Recorded two tackles, including one for loss, vs. PHI (10/13)... Registered one tackle on defense and two on special teams at SEA (11/3)... Recorded one special teams tackle in his 100th career game, vs. MIA (11/11)... Posted four tackles on defense and one on special teams vs. ATL (11/17)... Recorded first start of the season at DET (11/24), recording three tackles and a pass defended... Notched one tackle on defense and one on special teams at CAR (12/1)... Registered one tackle on defense and one on special teams vs. BUF (12/8)... Recorded one tackle on defense and two on special teams vs. SF (12/15)... Posted one tackle on defense and one tackle on special teams at STL (12/22)... Started and tallied one tackle on defense and one on special teams at NO (12/29).

### 2012 (BUCCANEERS)

Served as the Buccaneers' special teams captain for second straight season... Played in all 16 games, making five starts and recording 15 tackles and two

passes defended... Recovered a blocked punt and returned it 29 yards for a touchdown in win vs. SD (11/11). Added two tackles on defense and one on special teams... Started at linebacker, making two tackles on defense and two on special teams in win at CAR (11/18)... Started at linebacker and posted season-high five tackles, including one for loss vs. ATL (11/25)... Posted four tackles, including one for loss, at NO (12/16)... Started vs. STL (12/23) and recorded two tackles and a pass defended... Started in win at STL (12/30) and notched one tackle on defense and three on special teams.

### 2011 (BUCCANEERS)

Named as the Buccaneers' special teams captain... Appeared in all 16 games, starting two... Made 24 tackles (21 solo) on defense... Made first start of the season at NO (11/6)... Started vs. HOU (11/13) and posted a career-high eight tackles (seven solo) on defense.

### 2010 (BUCCANEERS)

Played in all 16 games with three starts... Posted a career-high 20 special teams tackles... Compiled 18 defensive tackles (13 solo), two passes defended and one sack... Started in Week 11 at SF (11/21) and made two solo tackles. Also recorded the first sack of his career by dropping Troy Smith for a three-yard loss and notched his first fumble recovery of his career on the team's first defensive possession... Recovered a fumble on the opening kick of the second half at WAS (12/12).

### 2009 (BUCCANEERS)

Appeared in 15 games and made his first NFL start in Week 14 vs. NYJ (12/13)... Ranked third on the team with 15 special teams tackles... Made 13 tackles (10 solo) on defense.

### 2008 (BUCCANEERS)

Played in all 16 games in his second NFL season... Tied for fourth on the team with 12 special teams tackles.

### 2007 (BUCCANEERS)

Appeared in 12 games as a rookie... Made his NFL debut at SEA (9/9).

## COLLEGE

Played in 22 games with 11 starts for Portland State (2005-06), earning All-American and unanimous All-Big Sky Conference honors for his performance at strongside linebacker... Totaled 123 tackles, 11.0 sacks, 19.0 tackles for loss and seven passes defended while forcing four fumbles and recovering another with the Vikings... As a senior, was named the league's Defensive Player of the Year... Spent three years at Colorado State (2002-04) before transferring to Portland State... Majored in business administration.

## PERSONAL

Attended Marina H.S. in Westminister, Calif... Earned all-region honors from PrepStar and was a two-time all-league choice... Posted 90 tackles, including 10 stops for losses, 6.0 sacks, five forced fumbles, three fumble recoveries and two interceptions as a senior... Has traveled to Bahrain, Italy, South Korea, the Persian Gulf, and Spain to greet and visit with U.S. troops stationed overseas... Married to the former Angela Rumore. The couple has one daughter, Jaslyn Faye... Born Adam Hayward on June 23, 1984 in Long Beach, Calif.

## COMMUNITY

Was extremely active in the community in his seven years in Tampa... Named the Buccaneers' 2010 Man of the Year for his leadership on and off the field and efforts to make a difference in the community... Sponsored the "Hayward's Huddle for Hope" Front Row Fans section to provide a special gameday experience at Raymond James Stadium for local charities... In October 2012, served dinner to breast cancer patients and families staying at the American Cancer Society's Hope Lodge... Hosted pediatric cancer patients at the Buccaneers' "Wall of Hope" celebration in September 2012... In June 2012, visited the Highland Pines Cougars youth football program to lead children through football drills and help present thousands of dollars in new sporting equipment that vandals had stolen from the league... Presented a \$5,000 donation on behalf of the Buccaneers to My Hope Chest, nonprofit organization that assists uninsured women with reconstructive surgery post-mastectomy, in October 2011... Named the 2010 Ambassador for the Florida Suncoast Affiliate of Susan G. Komen for the Cure for filming public service announcements, serving as the Honorary Chair for Komen's Pink Tie Gala in May 2010 and serving as Honorary Chair for Komen's Race for the Cure in October 2010, which raised more than \$1 million for breast cancer research... Presented a \$5,000 donation on behalf of the Buccaneers to Faces of Courage, a nonprofit organization that provides life-enriching experiences to families touched by cancer, in October 2010... Participated in the Buccaneers' second, third, fourth and fifth annual Day of Giving events, surprising 30 needy families with gifts, tickets and a shopping spree in December 2008-11... Distributed 400 Thanksgiving meals to underprivileged families with former teammate Ryan Nece at University Area Community Center in November 2010... Served as a celebrity escort to young women fighting cancer in the Fashion Funds the Cure fashion show to benefit the Pediatric Cancer Foundation in March 2010 and February 2012... Has done mission work in Haiti.

## YEAR-BY-YEAR STATS

### DEFENSE

| Year          | Team | G          | GS        | Tack      | Solo      | Sack     | INT      | PD       |
|---------------|------|------------|-----------|-----------|-----------|----------|----------|----------|
| 2007          | TB   | 12         | 0         | 6         | 3         | 0        | 0        | 0        |
| 2008          | TB   | 16         | 0         | 5         | 5         | 0        | 0        | 0        |
| 2009          | TB   | 15         | 1         | 13        | 10        | 0        | 0        | 0        |
| 2010          | TB   | 16         | 3         | 18        | 13        | 1        | 0        | 2        |
| 2011          | TB   | 16         | 2         | 24        | 21        | 0        | 0        | 0        |
| 2012          | TB   | 16         | 5         | 18        | 13        | 0        | 0        | 2        |
| 2013          | TB   | 16         | 2         | 15        | 10        | 0        | 0        | 1        |
| 2014          | Was  | 2          | 0         | 0         | 0         | 0        | 0        | 0        |
| <b>Career</b> |      | <b>109</b> | <b>13</b> | <b>99</b> | <b>75</b> | <b>1</b> | <b>0</b> | <b>5</b> |

\*Tackle stats according to STATS, LLC

### ADDITIONAL

**Fumbles Forced-Recovered:** 0-2 in 2010

**Touchdowns:** 1 in 2012 (blocked punt return)

### POSTSEASON

| Year          | Team | G        | GS       | Tack     | Solo     | Sack     | PD       | FF       | FR       |
|---------------|------|----------|----------|----------|----------|----------|----------|----------|----------|
| 2007          | TB   | 1        | 0        | 0        | 0        | 0        | 0        | 0        | 0        |
| <b>Career</b> |      | <b>1</b> | <b>0</b> | <b>0</b> | <b>0</b> | <b>0</b> | <b>0</b> | <b>0</b> | <b>0</b> |

## CAREER HIGHS

### SINGLE-GAME

**Total Tackles:** 8, vs. Houston (11/13/11)

**Solo Tackles:** 7, vs. Houston (11/13/11)

**Sacks:** 1, at San Francisco (11/21/10)

**Passes Defensed:** 2, five times, last at Detroit (11/24/13)

**Fumble Recoveries:** 1, twice, last at Washington (12/12/10)

### SINGLE-SEASON

**Total Tackles:** 24 (2011)

**Solo Tackles:** 21 (2011)

**Sacks:** 1 (2010)

**Passes Defensed:** 2 (2010 and 2012)

**Fumble Recoveries:** 2 (2010)





# ROY HELU, JR.

**RUNNING BACK**  
5-11 | 215  
DOB: 12/7/88



**4TH NFL SEASON**  
**NEBRASKA**

**SAN RAMON VALLEY H.S. (FT. DANVILLE, CALIF.)**

## HONOR ROLL

PFW/PFWA All-Rookie Team (2011)

## MILESTONES

**NFL debut:** 9/11/11 (vs. NYG)... **First rushing TD:** 11/27/11 (at SEA, 28 yards)... **First 100-yard rushing game:** 11/27/11 (at SEA, 108 yards)... **First reception:** 9/18/11 (vs. ARI, 33 yards from Rex Grossman)... **First receiving TD:** 1/1/12 (at PHI, 47 yards from Rex Grossman)

## TRANSACTIONS

Selected by the Washington Redskins in the fourth round (105th overall) of the 2011 NFL Draft.

## PRO

Enters 2014 having played in 34 games, starting five... Rushed 215 times for 916 yards (4.3 avg.) and caught 87 passes for 675 yards (7.8 avg.) in his first three seasons (2011-13)... Holds Redskins record for receptions in a single game (14, vs. SF in 2011)... Has three 100-yard rushing games and one 100-yard receiving game in his five career starts through 2013... Named to the 2011 Pro Football Weekly/Pro Football Writers Association All-Rookie Team.

## YEAR-BY-YEAR

### 2014 (REDSKINS)

Gained 46 yards on four carries (11.5 avg.) and caught two passes for 15 yards (7.5 avg.) at HOU (9/7)... Carried eight times for 25 yards (3.1 avg.) and caught two passes for 11 yards (5.5 avg.) vs. JAX (9/14).

### 2013 (REDSKINS)

Played in all 16 games for Washington as a supplement to starter Alfred Morris... Rushed 62 times for 274 yards with four rushing touchdowns and caught 31 passes for 251 yards... Tied a team record with three rushing touchdowns against the Bears in Week 7... Had one carry for five yards and an 11-yard reception vs. PHI (9/9)... Caught one pass for two yards at GB (9/15)... Caught three passes for 35 yards (11.7 avg.) vs. DET (9/22)... Rushed 13 times for 41 yards (3.2 avg.) and scored his first rushing touchdown of the season at OAK (9/29). Also added two receptions for 43 yards (21.5 avg.)... At DAL (10/13), rushed six times for 42 yards (7.0 avg.) and added four receptions for 35 yards (8.8 avg.)... Vs. CHI (10/20), carried 11 times for 41 yards and tied a Redskins record with three rushing touchdowns... Gained 11 yards on five carries (2.2 avg.) and caught a 14-yard pass at DEN (10/27)... Recorded two carries for 23 yards (11.5 avg.) and caught one pass for six yards vs. SD (11/3)... Rushed twice for eight yards (4.0 avg.) and caught three passes for 23 yards (7.7 avg.) at MIN (11/7)... Rushed three times for 39 yards (13.0 avg.) and caught three passes for 11 yards (3.7 avg.) at PHI (11/17)... Gained 26 yards on seven carries (3.7 avg.) and caught a pass for seven yards vs. SF (11/25)... Rushed four times for six yards (1.5 avg.) and caught four passes for 34 yards (8.5 avg.) vs. NYG (12/1)... Rushed once for five yards and caught one pass for two yards vs. KC (12/8)... Rushed three times for five yards and caught one pass for four yards at ATL (12/15)... Caught two passes for five yards and had one rush

for -2 yards vs. DAL (12/22)... Rushed three times for 24 yards (8.0 avg.) and caught two passes for 14 yards (7.0 avg.) at NYG (12/29).

### 2012 (REDSKINS)

Played in three games before being placed on the Reserve/Injured list with an Achilles injury on Sept. 26... Saw action at running back, rushing twice for two yards (1.0 avg.) and caught three passes for 25 (8.3 avg.) in a season-opening win at NO (9/9)... Caught one pass for no yards in limited action at running back at STL (9/16)... Caught three passes for 28 yards as a reserve running back vs. CIN (9/23).

### 2011 (REDSKINS)

Appeared in 15 games with five starts as a rookie... Earned Pro Football Weekly/Pro Football Writers Association All-Rookie Team honors after a season in which he ran 151 times for 640 yards (4.2 avg.) and had 49 receptions for 379 yards (7.7 avg.)... Scored two touchdowns on the ground and one through the air... Had one carry for two yards (2.0 avg.) vs. NYG (9/11) in his first career game... Saw action at running back vs. ARI (9/18) and had 10 carries for 74 yards (7.4 avg.), while also catching three passes for 38 yards (12.7 avg.)... At STL (10/2), had eight carries for 35 yards (4.4 avg.)... Vs. PHI (10/16), had two carries for six yards (3.0 avg.), while also recording two receptions for 11 yards (5.5 avg.)... Saw action at running back at BUF (10/30) and recorded three receptions for 20 yards (6.7 avg.)... Earned first career start vs. SF (11/6) and had ten carries for 41 yards (4.1 avg.). Also recorded a franchise-record 14 receptions for 105 yards (7.5 avg.). The 14 receptions were the most by any NFL running back in a single game in 2011... At MIA (11/13), had six carries for 41 yards (6.8 avg.), including his then-longest rush of the season for 21 yards, while also recording three receptions for 13 yards (4.3 avg.)... Vs. DAL (11/20), had eight carries for 35 yards (4.4 avg.) and caught two passes for three yards (1.5 avg.)... Started at SEA (11/27) and carried the ball 23 times for 108 yards (4.7 avg.) and recorded seven receptions for 54 yards (7.7 avg.). Helped spur a comeback win with a 28-yard fourth quarter touchdown run in which he hurdled a defender near the line of scrimmage... Started vs. NYJ (12/4) and carried the ball 23 times for 100 yards (4.3 avg.) and a touchdown. He became the first Redskins rookie since Reggie Brooks in Weeks 10-11 in 1993 to rush for more than 100 yards in consecutive games. He also had four catches for 42 yards (10.5 avg.)... Started vs. NE (12/11) and carried the ball a career-high 27 times for a career-high 126 yards (4.7 avg.). He became the first rookie running back in franchise history to post three consecutive games of more than 100 yards rushing. He also had two catches for six yards (3.0 avg.)... Started at NYG (12/18) and carried the ball 23 times for 53 yards (2.3 avg.) and recorded three receptions for 16 yards (5.3 avg.)... Was inactive vs. MIN (12/24)... At PHI (1/1/12), carried the ball four times for five yards (1.3 avg.) and caught two passes for 48 yards (24.0 avg.) and a touchdown. The 47-yard touchdown reception was a career-long and the longest by a rookie running back in team history... Led all NFL rookie running backs with 49 receptions... Finished with 1,019 combined rushing and receiving yards, the first time a Redskins rookie running back had reached 1,000 combined yards since Reggie Brooks in 1993.

## COLLEGE

Played in 48 career games, making 28 starts and totaled 578 rushes for 3,404 yards (5.89 avg.) and 28 touchdowns at Nebraska (2007-10)... His 3,404 rushing yards rank 11th in Big 12 Conference history... Became the sixth Husker to rush for over 3,000 yards in his career and finished fourth on the school all-time rushing list... Also caught 54 passes for 501 yards (9.28 avg.)... As a senior, played in 14 games (12 starts) and rushed 188 times for 1,245 yards (6.62 avg.) and 11 touchdowns... Caught five passes for 46 yards... Set a school record rushing for 307 yards vs. Missouri... Earned All-Big 12 Conference second-team honors from The NFL Draft Report, the league's coaches and Fort Worth Star-Telegram... Served as a team captain and was named the squad's Most Valuable Player for the second consecutive season... As a junior was named second-team All-Big 12 Conference by The NFL Draft Report, the league's coaches, the Kansas City Star, Dallas Morning News and Rivals.com... Named Nebraska's Offensive MVP and a member of the Doak Walker Award and Maxwell Award Watch Lists... Started 14 games and ranked fourth in the conference with 220 carries for 1,147 yards (6.58 avg.) and 10 touchdowns... Finished third on the team with 19 receptions for 149 yards (7.84 avg.) and ranked second among the Huskers with 1,296 all-purpose yards... As a sophomore, appeared in 13 games, making two starts and earning All-Big 12 Conference honorable mention... Carried the ball 125 times for 803 yards (6.42 avg.) and seven touchdowns, while also catching 25 passes for 266 yards (10.64 avg.)... Played in seven games as a freshman, totaling 209 yards on 45 carries (4.64 avg.)... Earned Academic All-Big 12 Conference and Big 12 Commissioner's Spring and Fall Academic Honor Roll recognition in 2010.

## PERSONAL

Attended San Ramon Valley H.S., where he earned All-East Bay League honors in each of his final two seasons... Totaled 181 rushes for 1,085 yards (5.99 avg.), 11 touchdowns and 20 catches for 280 yards (14.0 avg.) and one touchdown, while guiding his team to a 10-2 record... As a junior, rushed for 1,526 yards and 19 touchdowns on 186 carries (8.2 avg.) and caught 30 passes for 500 yards and four touchdowns... Volunteered at the annual All-Star Survivors Celebration for women battling cancer in 2013 at Redskins Park... In 2011, worked with the Washington Redskins Charitable Foundation to speak to students about the importance of good health and lead kids in fitness activities as part of NFL's PLAY 60 campaign, helping kids get 60 minutes of exercise a day... Was a regular participant in Nebraska's community outreach activities working with numerous FCA activities, as well as volunteering at Elliot Elementary School as part of the Huskers' team hospital visits... Hobbies include playing tennis and bowling and enjoys field games such as bocce ball and board games such as Settlers of Catan... Is an avid soccer fan, particularly of Tottenham Hotspur of the English Premier League... Married his best friend, Danielle, in 2011.

## YEAR-BY-YEAR STATS

### RUSHING

| Year          | Team | GP        | GS       | Att        | Yds        | Avg        | Lg         | TD       |
|---------------|------|-----------|----------|------------|------------|------------|------------|----------|
| 2011          | Was  | 15        | 5        | 151        | 640        | 4.2        | 28t        | 2        |
| 2012          | Was  | 3         | 0        | 2          | 2          | 1          | 1          | 0        |
| 2013          | Was  | 16        | 0        | 62         | 274        | 4.4        | 24         | 4        |
| 2014          | Was  | 2         | 0        | 12         | 71         | 5.9        | 16         | 0        |
| <b>Career</b> |      | <b>36</b> | <b>5</b> | <b>227</b> | <b>987</b> | <b>4.3</b> | <b>28t</b> | <b>6</b> |

### RECEIVING

| Year          | Team | GP        | GS       | No        | Yds        | Avg        | Lg         | TD       |
|---------------|------|-----------|----------|-----------|------------|------------|------------|----------|
| 2011          | Was  | 15        | 5        | 49        | 379        | 7.7        | 47t        | 1        |
| 2012          | Was  | 3         | 0        | 7         | 45         | 6.4        | 21         | 0        |
| 2013          | Was  | 16        | 0        | 31        | 251        | 8.1        | 28         | 0        |
| 2014          | Was  | 2         | 0        | 4         | 26         | 6.5        | 9          | 0        |
| <b>Career</b> |      | <b>36</b> | <b>5</b> | <b>91</b> | <b>701</b> | <b>7.7</b> | <b>47t</b> | <b>1</b> |


### ADDITIONAL

**Fumbles-Lost:** 2-2 in 2011

## CAREER HIGHS

### SINGLE-GAME

|                              |                                   |
|------------------------------|-----------------------------------|
| <b>Carries:</b>              | 27, vs. New England (12/11/11)    |
| <b>Rushing Yards:</b>        | 126, vs. New England (12/11/11)   |
| <b>Long (Rushing):</b>       | 28t, at Seattle (11/27/11)        |
| <b>Rushing Touchdowns:</b>   | 3, vs. Chicago (10/20/13)         |
| <b>Receptions:</b>           | 14, vs. San Francisco (11/06/11)  |
| <b>Receiving Yards:</b>      | 105, vs. San Francisco (11/06/11) |
| <b>Long (Receiving):</b>     | 47t, at Philadelphia (01/01/12)   |
| <b>Receiving Touchdowns:</b> | 1, at Philadelphia (01/01/12)     |



# DUKE IHENACHO

**SAFETY**  
6-1 | 207  
DOB: 6/16/89



**3RD NFL SEASON**  
**SAN JOSE STATE**  
**SERRA H.S. (GARDENA, CALIF.)**

## MILESTONES

**NFL debut:** 9/30/12 (vs. OAK)... **First NFL start:** 9/5/13 (vs. BAL)...  
**Redskins debut:** 9/7/14 (at HOU)... **First FF:** 10/13/13 (vs. JAX, Justin Forsett)... **First FR:** 10/6/13 (at DAL, Dez Bryant)... **First Super Bowl start:** 2/2/14 (Super Bowl XLVIII vs. Seattle)

## TRANSACTIONS

Originally signed by the Denver Broncos as a college free agent on May 3, 2012... Waived by the Broncos on August 31, 2013... Signed to the Broncos' practice squad on September 1, 2012... Signed to the Broncos' active roster on September 29, 2012... Waived by the Broncos on October 11, 2012... Signed to the Broncos' practice squad on October 13, 2012... Signed to the Broncos' active roster on October 30, 2012... Waived by the Broncos on November 13, 2012... Signed to the Broncos' practice squad on November 15, 2012... Signed futures contract with the Broncos on January 15, 2013... Re-signed with the Broncos on April 21, 2014... Waived by the Broncos on August 30, 2014... Claimed off waivers by the Washington Redskins on August 31, 2014.

## PRO

Joined the Redskins via waiver claim after final cuts prior to the 2014 season... Spent the first two years of his career with the Denver Broncos, appearing in 17 regular season games with 14 starts and amassing 72 tackles (55 solo), six passes defended, three forced fumbles and two fumbles recovered in his time there... Started all three postseason games for the Broncos following the 2013 season, including a start in Super Bowl XLVIII.

## YEAR-BY-YEAR

### 2014 (REDSKINS)

Claimed by the Redskins on waivers following final cuts... Played on special teams in Redskins debut at HOU (9/7)... Contributed an assisted tackle vs. JAX (9/14).

### 2013 (BRONCOS)

Started 14 of the 15 regular season games in which he played, ranking third on the team and second among defensive backs with 72 tackles. while adding six pass breakups... Tied for the team lead with three forced fumbles and recovered a team-best two fumbles... Started all three postseason games and finished with 15 tackles... Made his first career start and led the team with 12 tackles (11 solo), including one for a loss and added his first three career pass breakups vs. BAL (9/5)... Recovered his first career fumble and broke up a pair of passes at DAL (10/6)... Ranked second on the team with five tackles in Denver's AFC Championship Game vs. NE (1/19)...

### 2012 (BRONCOS)

Spent four weeks on the Broncos' active roster as a rookie, seeing action in two games and recording one special teams tackle... Saw action vs. OAK (9/30) and at CIN (11/4)... Spent the remainder of the 2012 campaign on the club's practice squad.

## COLLEGE

Played collegiately at San Jose State from 2007-11, totaling 268 tackles (142 solo), seven interceptions, 23 passes defended, three forced fumbles and four fumble recoveries in his 47 games... Scored three defensive touchdowns, two off interceptions and one resulting from a fumble recovery... Became the first Spartan to earn first-team All-Western Athletic Conference honors three times... Recorded 73 tackles his senior year to rank third on the team... Named to the preseason Jim Thorpe Award Watch List in 2009 and went on to return an interception for a touchdown in back-to-back games as one of only two players in the country to accomplish that feat... Tallied the Spartans' only blocked punt as a freshman as the youngest player on the squad.

## PERSONAL

Attended Serra H.S. in Gardena, Calif., where he played just two seasons of prep football... Made 73 tackles on defense along with 17 receptions for 335 yards (19.7 avg.) and a touchdown on offense as a senior... Majored in business marketing at San Jose State... His older brother, Carl, played at San Diego State from 2007-09, and appeared in three games for the Oakland Raiders in 2012... Last name is pronounced EE-ah-NAH-cho... Born on June 16, 1989, in Torrance, Calif.

## YEAR-BY-YEAR STATS

### DEFENSE

| Year          | Team | G         | GS        | Tack      | Solo      | Sack     | INT      | PD       |
|---------------|------|-----------|-----------|-----------|-----------|----------|----------|----------|
| 2012          | Den  | 2         | 0         | 0         | 0         | 0        | 0        | 0        |
| 2013          | Den  | 15        | 14        | 72        | 55        | 0        | 0        | 6        |
| 2014          | Was  | 2         | 0         | 1         | 0         | 0        | 0        | 0        |
| <b>Career</b> |      | <b>19</b> | <b>14</b> | <b>73</b> | <b>55</b> | <b>0</b> | <b>0</b> | <b>6</b> |

\*Tackle stats according to STATS, LLC

### ADDITIONAL

**Fumbles Forced-Recovered:** 3-2 in 2013

### POSTSEASON

**2013:** 3 G (3 GS), 15 tackles (10 solo)

## CAREER HIGHS

### SINGLE-GAME

|                           |  |
|---------------------------|--|
| <b>Total Tackles:</b>     | 12, vs. Baltimore (09/05/13)                   |
| <b>Solo Tackles:</b>      | 11, vs. Baltimore (09/05/13)                   |
| <b>Passes Defended:</b>   | 2, at Dallas (10/06/13)                        |
| <b>Forced Fumbles:</b>    | 1, three times, last at New England (11/24/13) |
| <b>Fumble Recoveries:</b> | 1, twice, last at Indianapolis (10/20/13)      |

### SINGLE-SEASON

|                           |           |
|---------------------------|-----------|
| <b>Total Tackles:</b>     | 72 (2013) |
| <b>Solo Tackles:</b>      | 55 (2013) |
| <b>Passes Defended:</b>   | 6 (2013)  |
| <b>Forced Fumbles:</b>    | 3 (2013)  |
| <b>Fumble Recoveries:</b> | 2 (2013)  |



# DESEAN JACKSON

**WIDE RECEIVER**  
5-10 | 178  
DOB: 12/1/86



**7TH NFL SEASON**  
**CALIFORNIA**  
**LONG BEACH (CALIF.) POLYTECHNIC H.S.**

## HONOR ROLL

Three-time Pro Bowler (2009, 2010, 2013 seasons)  
The Sporting News All-Pro First Team (2009)  
Associated Press All-Pro Second Team (2009)

## MILESTONES

**NFL debut:** 9/7/08 (vs. STL)... **First NFL start:** 9/7/08 (vs. STL)... **Redskins debut:** 9/7/14 (at HOU)... **First reception:** 9/7/08 (vs. STL, 47 yards from Donovan McNabb)... **First receiving TD:** 9/28/08 (at CHI, 22 yards from Donovan McNabb)... **First multi-receiving TD game:** 10/13/13 (at TB, 2)... **First 100-yard receiving game:** 19/7/08 (vs. STL, 106 yards)... **First 150-yard receiving game:** 12/13/09 (at NYG, 178 yards)... **First 200-yard receiving game:** 12/12/10 (at DAL, 210 yards)... **First rushing attempt:** 9/21/08 (vs. PIT, one yard)... **First rushing touchdown:** 11/9/08 (vs. NYG, nine yards)... **First punt return:** 9/7/08 (eight yards)... **First punt return touchdown:** 10/5/08 (68 yards)... **First kick return:** 9/21/08 (vs. PIT, 12 yards)

## TRANSACTIONS

Selected by the Philadelphia Eagles in the second round (49th overall) of the 2008 NFL Draft... Designated Eagles' franchise player on March 1, 2012... Re-signed with the Eagles on March 14, 2012... Released by the Eagles on March 28, 2014... Signed with the Washington Redskins on April 2, 2014.

## PRO

Driven competitor who is one of the league's most explosive playmakers... Three-time Pro Bowler in 2009, 2010 and 2013 and became the first player in NFL history to earn a Pro Bowl berth at two positions in 2009... Joined the Redskins as a free agent in the 2014 offseason after having previously appeared in 87 regular season games with 86 starts... In his first six seasons with Philadelphia, amassed 356 receptions for 6,117 yards (17.2 avg.) with 32 receiving touchdowns and 57 rushing attempts for 373 yards (6.5 avg.) and three rushing touchdowns. Also returned 131 punts for 1,294 yards (9.9 avg.) with four touchdowns and has added 29 yards on four kick returns in that span... Became one of only two players in NFL history to have recorded a rushing touchdown, receiving touchdown and punt return touchdown in each of his first three seasons, joining Dick Todd, who accomplished the feat with the Redskins from 1939-41... Scored 17 total touchdowns covering 50 yards or more, the most in the NFL, since entering the league in 2008.

## YEAR-BY-YEAR

### 2014 (REDSKINS)

Started in his Redskins debut at HOU (9/7), catching eight passes for 62 yards (7.8 avg.)... Started and caught one pass for 19 yards vs. JAX (9/14) before exiting with an injury.

### 2013 (EAGLES)

Earned Pro Bowl honors for the third time in his career after logging career highs in receptions (82), yards (1,332), touchdowns (9) and 100-yard games (five). Played in all 16 games, starting all 16 for the first time in his career... Ranked ninth in the NFL in both yardage and yards per catch (16.2)...

Marked his third 1,000-yard season... His 82 catches were fourth-most in team history... Grabbed seven passes for 104 yards, including a 25-yard TD pass from Vick at WAS (9/9)... Snagged nine passes vs. SD (9/15) for 193 yards and a touchdown, tying Tommy McDonald (five) for the most 150+ yard receiving games in team history... Earned NFC Offensive Player of the Week honors with a seven-catch, 132-yard and one-touchdown performance at NYG (10/6)... Posted a career-high two TD receptions at TB (10/13), both from Nick Foles... Led team with 150 yards on five catches at OAK (11/3), including a 46-yard touchdown from Foles and a 59-yard grab to set up another touchdown... Grabbed a 55-yard touchdown pass from Foles at GB (11/10) after the ball deflected off the hands of two Packers defensive backs... Recorded a 19-yard touchdown reception from Foles vs. DET (12/8)... Recorded a career-high 10 catches for 195 yards and a touchdown at MIN (12/15).

### 2012 (EAGLES)

Played in 11 games, starting all 11... Caught 45 passes for 700 yards with two touchdowns... Recorded seven receptions for 114 yards, including a 49-yarder vs. BAL (9/16)... Hauled in six passes for 99 yds. vs. NYG (9/30), including a 19-yard touchdown... Snared a 77-yard touchdown pass from Michael Vick at NO (11/5) as part of a 100-yard night.

### 2011 (EAGLES)

Played in 15 games, starting all 15... Led the Eagles with 961 receiving yards and teamed with Jeremy Maclin and Brent Celek to become the first trio of Eagles to each post 800+ yards in team history... Posted 102 receiving yards on six catches at STL (9/11), including a six-yard touchdown from Vick... Racked up a season-high 171 yards on six catches vs. SF (10/2), including grabs of 61 and 45 yards from Vick... At NYG (11/20), set up a FG with a 32-yard catch from Vince Young, set up a touchdown with a 51-yard punt return, and set up the game-winning touchdown with a 10-yard catch and run from Young on 3rd-and-4... Hauled in a 34-yard touchdown pass from Vick at MIA (12/11)... 62-yard touchdown from Michael Vick vs. WAS (1/1) was his longest of the season, as he totaled four catches for 86 yards in the game.

### 2010 (EAGLES)

Started all 14 games in which he appeared... Led the Eagles with 1,056 receiving yards and led the NFL with a 22.5 yards per catch average... Grabbed a 45-yard touchdown pass from Vick at DET (9/19) as part of a 135-yard receiving day. Also caught a 53-yard bomb from Vick to set up another touchdown... Racked up 153 receiving yards (five catches) at JAX (9/26), including a 61-yard catch and run for a touchdown from Vick... Scored on a 31-yard rush and a 34-yard reception in the first quarter vs. ATL (10/17). Became the first WR to post a rushing and receiving touchdown in each of his first three NFL seasons since Jerry Rice (1985-87)... Piled up 109 receiving yards (seven catches) vs. IND (11/7), including a nine-yard touchdown and a 58-yard grab from Vick... Snagged an 88-yard touchdown from Vick on first play at WAS (11/15), the longest opening play from scrimmage in team history... Broke a fourth quarter tie in consecutive games at DAL (12/12) and at NYG (12/19).

### 2009 (EAGLES)

Played in 15 games, starting all 15... Averaged 52.8 yards per score in 2009, the highest in NFL history among players with at least 10 touchdowns in a season, breaking a record set by Chicago's Harlon Hill (50.6 in 1956)... Led

the NFL with a 15.2 punt return average, the fourth-highest single-season average in team history. Also returned two punts for touchdowns, tying Brian Westbrook for the most by an Eagle in a season... His 18.6 yards per catch average finished second in the NFL among players with 30+ receptions... Posted a then-career high in receiving yards (1,156), fourth-most in the NFC... His nine touchdowns and 1,156 receiving yards were the highest totals by an Eagle since Terrell Owens' 14 touchdowns and 1,200 yards in 2004... Garnered five NFC honors in the regular season: NFC Special Teams POW at CAR (9/13) and at NYG (12/13), NFC Offensive POW at WAS (10/26) and NFC Special Teams POM in September and December... Had five 100-yard games in 2009... Garnered NFC Special Teams POM honors in December with a 14.4-yard punt return average and a 72-yard punt return for a touchdown at NYG (12/13)... Notched NFC Special Teams POM honors in Sept. with a 22.2 punt return average and an 85-yard punt return for a touchdown vs. CAR (9/13)... Earned NFC Special Teams POW honors at NYG (12/13) when he had a 72-yard punt return for a touchdown, his second of the season and the third of his career to set a new team record. Also had a 60-yard touchdown reception and posted a career-high 178 yards... Earned NFC Offensive POW honors at WAS (10/26) with a career-long 67-yard rushing touchdown on the game's opening drive. Also caught a 57-yard touchdown pass from Donovan McNabb, becoming the second player in team history to have a rushing and receiving touchdown of 50+ yards in the same game (Bosh Pritchard vs. WAS on 10/23/49)... Earned NFC Special Teams POW honors for his performance at CAR (9/13) when he broke an 85-yard punt return for a touchdown, the second of his career and the second-longest in team history (Vai Sikahema, 87 yards on 11/22/92 at NYG). His 106 punt return yards that day was the 3rd-highest total in franchise history behind Vai Sikahema (111) and Reno Mahe (108)

## 2008 (EAGLES)

Played in all 16 games, starting 15... Led the team and finished second among all NFL rookie receivers in receptions (62) and receiving yards (912) in 2008... Scored touchdowns via rushing, receiving and punt return in 2008, becoming the 12th player in Eagles history to achieve that feat and the first since RB Brian Westbrook in 2003... Started in his NFL debut vs. STL (9/7) and recorded six catches for 106 yards - the second-highest total in team history for a rookie... Eclipsed the 100-yard receiving mark in each of his first two games (9/7 vs. STL., 9/15 at DAL), making him only the second player in NFL history to start a career with two consecutive 100-yard games (Eagles WR Don Looney, 1940)... Snagged his first-career touchdown, a 22-yarder from Donovan McNabb, to go along with five receptions for 71 yards at CHI (9/28)... Scored his first-career punt return touchdown on a 68-yard return in the first quarter vs. WAS (10/5)... Scored his first-career rushing touchdown on a nine-yard direct snap vs. NYG (11/9)... Recorded a 21.8-yard average on five punt returns, including returns of 62 and 30 yards in a playoff win in the NFC Wild Card Round at MIN (1/4). His 109 punt return yards were the most ever in an Eagles postseason game and his 62-yard return was the second-longest in Eagles postseason history... Scored his first-career postseason touchdown on a 62-yard pass from Donovan McNabb in the NFC Championship game at ARI (1/18).

## COLLEGE

Played collegiately at California from 2005-07, appearing in 36 games with 34 starts... Recorded 162 career receptions for 2,423 yards (15.0 avg.) with 22 receiving touchdowns and added 24 rushing attempts for 199 yards (8.3 avg.) and one rushing touchdown. Also returned 38 career punts for 633 yards (16.7 avg.) with six touchdowns... As a junior in 2007, caught 65 passes for 762 yards (11.7 avg) and six touchdowns en route to first-team AFCA All-American honors. Added All-Pac-10 Conference second-team honors as a receiver and punt returner, gaining 132 yards and a TD on 11 carries (12.0 avg) and returning 12 punts for 129 yards (10.8 avg)... Captured the inaugural Randy Moss Award as the top return man in the nation and earned consensus All-American honors as a returner in 2006, leading the NCAA with an 18.2-yard average and school and league season-records

with four touchdowns on 25 punt returns for a school-record 455 yards... Was named first-team All-Pac 10 Conference as a receiver and punt returner after starting all 13 games at receiver, hauling in 59 passes for a career-high 1,060 yards (18.0 avg) and nine touchdowns... As a true freshman in 2005, started 10 of 11 games at receiver, finishing with 38 catches for 601 yards (15.8 avg) and seven TDs.

## PERSONAL

Attended Long Beach (Calif.) Polytechnic H.S, where he received the 2004 Glenn Davis Award from the Los Angeles Times as Southern California's Player of the Year... Registered 60 receptions for 1,075 yards and scored 15 total touchdowns as a senior in leading his team to a CIF Southern Section championship. Also played emergency defensive back in section title game against Los Alamitos H.S. and recorded two interceptions, including one he returned 68 yards for a touchdown... Earned U.S. Army All-American Bowl Most Valuable Player honors in San Antonio after he caught seven passes for 141 yards and passed for a 45-yard touchdown... Created The DeSean Jackson Foundation for Pancreatic Cancer in honor of his father, Bill, who passed away from pancreatic cancer in 2009. The foundation raises money and awareness and also works to improve the quality of life for patients and their immediate family members... In 2011, when then-13-year-old Nadin Khoury made a brave appearance on "The View" to tell his story of being beaten by six older students to a national TV audience, Jackson made it a point to visit him on set and lift his spirits. Jackson regularly speaks with Nadin and took him to the ESPYs as a special guest... Graced the cover of EA Sports NCAA Football 2009... In 2011, took part in a Nike and Foot Locker TV ad along with NBA stars Amar'e Stoudemire and Chris Bosh. Also appeared with Ray Lewis, Shawne Merriman and Tony Gonzalez on a Funny or Die web show entitled "Field of Dreams2: NFL Lockout with Taylor Lautner"... In 2010, was joined by Dwight Howard, Chris Johnson, Tyson Gay, Maurice Greene and Shaquille O'Neal in a relay race on an episode of ABC's "Shaq Vs."... Majored in social welfare... Is the founder and CEO of Jaccpot Records and has five artists in that record label company as of the 2014 offseason... Has four older brothers who all played football in college — Byron (San Jose St.), Derrick (Idaho St.), Travis (Utah St.) and Jay (Santa Monica Junior College). Also has an older sister, Adreea... Born on Dec. 1, 1986.

## YEAR-BY-YEAR STATS

### RECEIVING

| Year          | Team | GP        | GS        | No         | Yds         | Avg       | Lg         | TD        |
|---------------|------|-----------|-----------|------------|-------------|-----------|------------|-----------|
| 2008          | Phi  | 16        | 15        | 62         | 912         | 14.7      | 60         | 2         |
| 2009          | Phi  | 15        | 15        | 62         | 1156        | 18.6      | 71t        | 9         |
| 2010          | Phi  | 14        | 14        | 47         | 1056        | 22.5      | 91t        | 6         |
| 2011          | Phi  | 15        | 15        | 58         | 961         | 16.6      | 62t        | 4         |
| 2012          | Phi  | 11        | 11        | 45         | 700         | 15.6      | 77t        | 2         |
| 2013          | Phi  | 16        | 16        | 82         | 1332        | 16.2      | 61t        | 9         |
| 2014          | Was  | 2         | 2         | 9          | 81          | 9         | 19         | 0         |
| <b>Career</b> |      | <b>89</b> | <b>88</b> | <b>365</b> | <b>6198</b> | <b>17</b> | <b>91t</b> | <b>32</b> |

### RUSHING

| Year          | Team | Rush      | Yds        | Avg        | Lg         | TD       |
|---------------|------|-----------|------------|------------|------------|----------|
| 2008          | Phi  | 17        | 96         | 5.6        | 21         | 1        |
| 2009          | Phi  | 11        | 137        | 12.5       | 67t        | 1        |
| 2010          | Phi  | 16        | 104        | 6.5        | 31t        | 1        |
| 2011          | Phi  | 7         | 41         | 5.9        | 18         | 0        |
| 2012          | Phi  | 3         | -7         | -2.3       | 5          | 0        |
| 2013          | Phi  | 3         | 2          | 0.7        | 8          | 0        |
| 2014          | Was  | 1         | -9         | -9         | -9         | 0        |
| <b>Career</b> |      | <b>58</b> | <b>364</b> | <b>6.3</b> | <b>67t</b> | <b>3</b> |

### KICK RETURN

| Year          | Team | KR       | Yds       | Avg        | Lg        | TD       |
|---------------|------|----------|-----------|------------|-----------|----------|
| 2008          | Phi  | 1        | 12        | 12         | 12        | 0        |
| 2009          | Phi  | 1        | 0         | 0          | 0         | 0        |
| 2010          | Phi  | 0        | 0         | -          | -         | 0        |
| 2011          | Phi  | 1        | 7         | 7          | 7         | 0        |
| 2012          | Phi  | 0        | 0         | -          | -         | 0        |
| 2013          | Phi  | 1        | 10        | 10         | 10        | 0        |
| <b>Career</b> |      | <b>4</b> | <b>29</b> | <b>7.3</b> | <b>12</b> | <b>0</b> |

### PUNT RETURN

| Year          | Team | PR         | Yds         | Avg        | Lg         | TD       |
|---------------|------|------------|-------------|------------|------------|----------|
| 2008          | Phi  | 50         | 440         | 8.8        | 68t        | 1        |
| 2009          | Phi  | 29         | 441         | 15.2       | 85t        | 2        |
| 2010          | Phi  | 20         | 231         | 11.6       | 65t        | 1        |
| 2011          | Phi  | 17         | 114         | 6.7        | 51         | 0        |
| 2012          | Phi  | 1          | -3          | -3         | -3         | 0        |
| 2013          | Phi  | 14         | 71          | 5.1        | 32         | 0        |
| <b>Career</b> |      | <b>131</b> | <b>1294</b> | <b>9.9</b> | <b>85t</b> | <b>4</b> |

### ADDITIONAL

**Fumbles-Lost:** 4-2 in 2008, 3-1 in 2009, 4-1 in 2010, 1-1 in 2011, 1-0 in 2012, 1-0 in 2013

## POSTSEASON YEAR-BY-YEAR STATS

### POSTSEASON RECEIVING

| Year          | Team | GP       | GS       | Rec       | Yds        | Avg         | Lg         | TD       |
|---------------|------|----------|----------|-----------|------------|-------------|------------|----------|
| 2008          | Phi  | 3        | 3        | 11        | 207        | 18.8        | 62t        | 1        |
| 2009          | Phi  | 1        | 1        | 3         | 14         | 4.7         | 6          | 1        |
| 2010          | Phi  | 1        | 1        | 2         | 47         | 23.5        | 28         | 0        |
| 2013          | Phi  | 1        | 1        | 3         | 53         | 17.7        | 40         | 0        |
| <b>Career</b> |      | <b>6</b> | <b>6</b> | <b>19</b> | <b>321</b> | <b>16.9</b> | <b>62t</b> | <b>2</b> |

### POSTSEASON PUNT RETURN

| Year          | Team | PR        | Yds        | Avg         | Lg        | TD       |
|---------------|------|-----------|------------|-------------|-----------|----------|
| 2008          | Phi  | 7         | 122        | 17.4        | 62        | 0        |
| 2009          | Phi  | 2         | 9          | 4.5         | 8         | 0        |
| 2010          | Phi  | 1         | 14         | 14          | 14        | 0        |
| 2013          | Phi  | 1         | 29         | 29          | 29        | 0        |
| <b>Career</b> |      | <b>11</b> | <b>174</b> | <b>15.8</b> | <b>62</b> | <b>0</b> |

### ADDITIONAL POSTSEASON

**Fumbles-Lost:** 1-1 in 2008

**2008:** 1 rush, 2 yards (2.0 avg.)

## CAREER HIGHS

### SINGLE-GAME

|                                |  |
|--------------------------------|--|
| <b>Receptions:</b>             | 10, at Minnesota (12/15/13)                      |
| <b>Receiving Yards:</b>        | 210, at Dallas (12/12/10)                        |
| <b>Long (Receiving):</b>       | 91t, at Dallas (12/12/10)                        |
| <b>Receiving Touchdowns:</b>   | 2, at Tampa Bay (10/13/13)                       |
| <b>Carries:</b>                | 3, three times, last vs. Indianapolis (11/07/10) |
| <b>Rushing Yards:</b>          | 67, at Washington (10/26/09)                     |
| <b>Long (Rushing):</b>         | 67t, at Washington (10/26/09)                    |
| <b>Rushing Touchdowns:</b>     | 1, three times, last vs. Atlanta (10/17/10)      |
| <b>Punt Returns:</b>           | 8, vs. St. Louis (09/07/08)                      |
| <b>Punt Return Yards:</b>      | 106, at Carolina (09/13/09)                      |
| <b>Long (Punt Return):</b>     | 85t, at Carolina (09/13/09)                      |
| <b>Punt Return Touchdowns:</b> | 1, four times, last at NY Giants (12/19/10)      |

### SINGLE-SEASON

|                                |                      |
|--------------------------------|----------------------|
| <b>Receptions:</b>             | 82 (2013)            |
| <b>Receiving Yards:</b>        | 1,332 (2013)         |
| <b>Receiving Touchdowns:</b>   | 9 (2009 and 2013)    |
| <b>Receiving Average:</b>      | 22.5 (2010)          |
| <b>Carries:</b>                | 17 (2008)            |
| <b>Rushing Yards:</b>          | 137 (2009)           |
| <b>Rushing Touchdowns:</b>     | 1 (2008, 2009, 2010) |
| <b>Rushing Average:</b>        | 12.5 (2009)          |
| <b>Punt Returns:</b>           | 50 (2008)            |
| <b>Punt Return Yards:</b>      | 441 (2009)           |
| <b>Punt Return Average:</b>    | 15.2 (2009)          |
| <b>Punt Return Touchdowns:</b> | 2 (2009)             |



# JARVIS JENKINS

**DEFENSIVE END**  
**6-4 | 315**  
**DOB: 4/24/88**



**4TH NFL SEASON**  
**CLEMSON**

**D.W. DANIEL H.S. (CLEMSON, S.C.)**

## MILESTONES

**NFL debut:** 9/9/12 (at NO)... **First start:** 9/23/12 (vs. CIN)... **First sack:** 11/17/13 (at PHI, half-sack of Nick Foles)... **First full sack:** 11/25/13 (vs. SF, Colin Kaepernick)... **First postseason FR:** 1/6/13 (vs. SEA, Marshawn Lynch)

## TRANSACTIONS

Selected by the Washington Redskins in the second round (41st overall) of the 2011 NFL Draft.

## PRO

Former second-round pick who enters 2014 having previously appeared in 28 games with 19 starts... After missing rookie season with a knee injury sustained in the preseason in 2011, started in place of injured Adam Carriker beginning in Week 3 in 2012... Totaled 47 tackles (23 solo) with two sacks across the 2012-13 seasons.

## YEAR-BY-YEAR

### 2014 (REDSKINS)

Made three solo tackles at HOU (9/7)... Started vs. JAX (9/14).

### 2013 (REDSKINS)

Returned from a four-game suspension and appeared in his first game of the season in a reserve role at DAL (10/13)... Contributed on defense vs. CHI (10/20)... Had a solo tackle at DEN (10/27)... Recorded two tackles (one solo) vs. SD (11/3)... Started and registered two tackles (one solo) at MIN (11/7)... Started at PHI (11/17), adding four tackles (three solo) and the first half-sack of his career... Started vs. SF (11/25), recording two tackles including the first full sack of his career... Started and registered two assisted tackles vs. NYG (12/1)... Started and matched a career high with five tackles (four solo) vs. KC (12/8)... Had three assisted tackles and half a sack at ATL (12/15)... Made one solo tackle vs. DAL (12/22)... Started at NYG (12/29).

### 2012 (REDSKINS)

Played in all 16 regular season games and made 14 starts in place of the injured Adam Carriker... Credited by coaches with 42 tackles (24 solo) and 22 quarterback pressures... Made his NFL debut at NO (9/9) as part of the defensive end rotation in a season-opening win... Played at defensive end at STL (9/16)... Received the first start of his career vs. CIN (9/23)... Started at defensive end and had a tackle at TB (9/30)... Started and had a career-high four tackles vs. ATL (10/7)... Started and had one tackle and two quarterback hits vs. MIN (10/14)... Started and had three tackles at NYG (10/21)... Started at PIT (10/28) and vs. CAR (11/4)... Started in a win vs. PHI (11/18)... Started and had a quarterback pressure in a Thanksgiving Day win at DAL (11/22)... Started and registered three tackles (one solo) in a win vs. NYG (12/3) on Monday Night Football... Started and had a career-high five tackles (three solo) in a win vs. BAL (12/9)... Started and had a tackle assist in a win at CLE (12/16)... Had one tackle — a crucial tackle for loss of RB LeSean McCoy — in a win at PHI (12/23)... Started and made three tackles in a division-clinching win vs. DAL (12/30)... Started his first career playoff game in the NFC Wild Card Round vs. SEA (1/6), registering

five assisted tackles and a recovery of Marshawn Lynch's goal line fumble.

### 2011 (REDSKINS)

Spent the season on Injured Reserve after injuring his knee in the third week of the preseason.

## COLLEGE

Played in 49 games, making 38 starts and totaling 166 tackles, 21 tackles for loss, five sacks, 31 quarterback pressures and a school-record four blocked kicks from 2007-10... Started in each of the last 35 games he played in... As a senior, named first-team All-ACC and played in the Senior Bowl... In 12 games (12 starts), totaled 53 tackles, nine tackles for loss, one sack, 16 quarterback pressures and two blocked kicks... Ranked third on the team in tackles for loss... As a junior, led Clemson's interior linemen with 69 tackles... Earned honorable mention All-ACC and Clemson's defensive player of the week in the game at Maryland... Totaled at least three tackles in 13 of the 14 games and finished second on the team with 11 tackles for a loss... Had his best game at Maryland, totaling nine tackles, including three for a loss and one sack... As a sophomore, registered 36 tackles, 10 tackles for a loss and two sacks, while starting in 12 of 13 games... His 10 tackles for a loss led the team... As a freshman, appeared in 10 games, finished with eight tackles and registered a sack in his first career game (vs. Florida State).

## PERSONAL

Rated as the No. 27 defensive tackle in the nation and member of the Rivals 250 by Rivals.com... Was named an All-American by PrepStar as a senior at D.W. Daniel H.S. (Clemson, S.C.) and the number 10 player in South Carolina by Rivals.com and #12 player by SuperPrep... Had 79 tackles and four blocked kicks as a senior... Was named South Carolina Coaches Association Upperstate AAA Lineman-of-the-Year, Daily Journal/Messenger Player-of-the-Year and AP All-State... A two-time all-region pick in basketball and all-region in the shot put and discus... Led an exercise station at a WRCF Play 60 mini-combine in 2012... Majored in sociology.

## YEAR-BY-YEAR STATS

### DEFENSE

| Year          | Team | G         | GS        | Tack            | Solo      | Sack     | PD       | FF       | FR       |
|---------------|------|-----------|-----------|-----------------|-----------|----------|----------|----------|----------|
| 2011          | Was  |           |           | Injured Reserve |           |          |          |          |          |
| 2012          | Was  | 16        | 14        | 25              | 11        | 0        | 0        | 0        | 0        |
| 2013          | Was  | 12        | 5         | 22              | 12        | 2        | 0        | 0        | 0        |
| 2014          | Was  | 2         | 1         | 3               | 3         | 0        | 0        | 0        | 0        |
| <b>Career</b> |      | <b>30</b> | <b>20</b> | <b>50</b>       | <b>26</b> | <b>2</b> | <b>0</b> | <b>0</b> | <b>0</b> |

\*Tackle stats according to STATS, LLC

### POSTSEASON

2012 (WAS): 1 G (GS), 5 tackles, 1 FR



# AKEEM JORDAN

**LINEBACKER**  
6-1 | 255  
DOB: 8/17/85



**8TH NFL SEASON**  
**JAMES MADISON**  
**HARRISONBURG (VA.) H.S.**

## MILESTONES

**NFL debut:** 11/4/07 (vs. DAL)... **First NFL start:** 12/30/07 (vs. BUF)... **First sack:** 9/13/09 (vs. CAR, Jake Delhomme)... **First INT:** 9/13/09 (vs. CAR, Jake Delhomme)... **First FF:** 10/14/12 (vs. DET, Stefan Logan)... **First FR:** 10/26/08 (vs. ATL, Adam Jennings)

## TRANSACTIONS

Originally signed to the Philadelphia Eagles' practice squad as a college free agent on September 4, 2007... Signed to the Eagles' active roster on October 29, 2007... Re-signed with the Eagles on March 22, 2010... Re-signed with the Eagles on July 30, 2011... Signed with the Kansas City Chiefs as an unrestricted free agent on April 15, 2013... Signed with the Washington Redskins as an unrestricted free agent on March 19, 2014.

## PRO

Seven-year NFL veteran who joined the Redskins in the 2014 offseason after six seasons with the Eagles from 2007-12 and one season with the Chiefs in 2013... Enters 2014 having compiled 247 tackles (202 solo), seven passes defended, two interceptions, two forced fumbles, two fumbles recovered and one sack in 98 regular season games with 44 starts from 2007-13.

## YEAR-BY-YEAR

### 2014 (REDSKINS)

Inactive at HOU (9/7) and vs. JAX (9/14).

### 2013 (CHIEFS)

Appeared in all 16 regular season games and matched his career high with 10 starts... Posted a career-high 63 total tackles (51 solo) and forced two fumbles... Team posted a 9-1 record in games he started and a 2-4 record in games in which he served as a substitute... Started and forced a Lance Dunbar fumble that was recovered by Eric Berry vs. DAL (9/15)... Started and forced a Ryan Mathews fumble vs. SD (11/24)... Posted a season-high seven tackles (all solo) as a reserve vs. IND (12/22).

### 2012 (EAGLES)

Played in 14 games with seven starts... Recorded 33 tackles (26 solo) and two forced fumbles... Returned a kickoff for one yard.

### 2011 (EAGLES)

Saw action in 15 games with seven starts... Posted 26 tackles (20 solo).

### 2010 (EAGLES)

Played in 16 contests with three starts, recording 15 tackles (13 solo) and one pass defended... Saw action in one postseason contest.

### 2009 (EAGLES)

Played in 12 games with 10 starts... Notched 56 tackles (46 solo), one sack, two interceptions and six passes defended... Registered an interception in each of his first two games of the season, one at CAR (9/13) and one vs. NO (9/20). The interception of Panthers QB Jake Delhomme at Carolina was the first of his career, and he also added his first career sack in the game... Saw action in one postseason contest.

### 2008 (EAGLES)

Played in all 16 games with six starts... Recorded 45 tackles (38 solo) and had two fumble recoveries... Started all three of the Eagles' postseason games, including the NFC Championship game... Recorded 11 tackles (seven solo).

### 2007 (EAGLES)

Played in nine games with one start... Registered nine tackles (eight solo).

## COLLEGE

Played in 50 games (26 starts) at Division I-AA James Madison... Recorded 299 tackles and 7.5 sacks in his career... Named Atlantic-10 Conference Defensive Player of the Year in 2006 after recording 140 tackles, 17 tackles for a loss, 5.5 sacks, one forced fumble and one fumble recovery his senior year. Finished second in voting for the Buck Buchanan Award voting, given annually to the most outstanding defensive player in Division I-AA (now Division I Football Championship Subdivision)... Left JMU ranked third on the school's all-time interception return yardage list with six interceptions returned for 155 yards... Became the first player from JMU to start in a NFL game since WR Macey Brooks started three games for the Bears in 2000... Majored in sociology.

## PERSONAL

Attended Harrisonburg (Va.) H.S., where he earned all-state honors as a linebacker and a running back... Helped his team to a state title his junior year... Named Virginia Group AA player of the year in 2001... Also lettered in basketball and track... Won a championship at both the prep and collegiate levels... Born Akeem Raphael Jordan on Aug. 17, 1985.

## CAREER HIGHS

### SINGLE-GAME

|                           |  |
|---------------------------|--|
| <b>Total Tackles:</b>     | 11, vs. Dallas (12/28/08)                    |
| <b>Solo Tackles:</b>      | 10, vs. Dallas (12/28/08)                    |
| <b>Sacks:</b>             | 1, at Carolina (09/13/09)                    |
| <b>Passes Defended:</b>   | 2, vs. Tampa Bay (10/11/09)                  |
| <b>Forced Fumbles:</b>    | 1, four times, last vs. San Diego (11/24/13) |
| <b>Fumble Recoveries:</b> | 1, twice, last vs. Arizona (11/27/08)        |
| <b>Interceptions:</b>     | 1, twice, last vs. New Orleans (09/20/09)    |

### SINGLE-SEASON

|                           |                   |
|---------------------------|-------------------|
| <b>Total Tackles:</b>     | 63 (2013)         |
| <b>Solo Tackles:</b>      | 51 (2013)         |
| <b>Sacks:</b>             | 1 (2009)          |
| <b>Passes Defended:</b>   | 6 (2009)          |
| <b>Forced Fumbles:</b>    | 2 (2012 and 2013) |
| <b>Fumble Recoveries:</b> | 2 (2008)          |



## YEAR-BY-YEAR STATS

### DEFENSE

| Year          | Team | G         | GS        | Tack       | Solo       | Sack     | INT      | PD       |
|---------------|------|-----------|-----------|------------|------------|----------|----------|----------|
| 2007          | Phi  | 9         | 1         | 9          | 8          | 0        | 0        | 0        |
| 2008          | Phi  | 16        | 6         | 45         | 38         | 0        | 0        | 0        |
| 2009          | Phi  | 12        | 10        | 56         | 46         | 1        | 2        | 6        |
| 2010          | Phi  | 16        | 3         | 15         | 13         | 0        | 0        | 1        |
| 2011          | Phi  | 15        | 7         | 26         | 20         | 0        | 0        | 0        |
| 2012          | Phi  | 14        | 7         | 33         | 26         | 0        | 0        | 0        |
| 2013          | KC   | 16        | 10        | 63         | 51         | 0        | 0        | 0        |
| <b>Career</b> |      | <b>98</b> | <b>44</b> | <b>247</b> | <b>202</b> | <b>1</b> | <b>2</b> | <b>7</b> |


*\*Tackle stats according to STATS, LLC*

### ADDITIONAL

**Fumbles Forced-Recovered:** 0-2 in 2008, 2-0 in 2012, 2-0 in 2013

### POSTSEASON

| Year          | Team | G        | GS       | Tack      | Solo     | Sack     | INT      | PD       |
|---------------|------|----------|----------|-----------|----------|----------|----------|----------|
| 2008          | Phi  | 3        | 3        | 11        | 7        | 0        | 0        | 0        |
| 2009          | Phi  | 1        | 0        | 0         | 0        | 0        | 0        | 0        |
| 2010          | Phi  | 1        | 0        | 0         | 0        | 0        | 0        | 0        |
| 2013          | KC   | 1        | 0        | 0         | 0        | 0        | 0        | 0        |
| <b>Career</b> |      | <b>6</b> | <b>3</b> | <b>11</b> | <b>7</b> | <b>0</b> | <b>0</b> | <b>0</b> |



# FRANK KEARSE

**DEFENSIVE END**  
6-5 | 310  
DOB: 10/28/88



**3RD NFL SEASON**  
ALABAMA A&M  
SAVANNAH (GA.) H.S.

## MILESTONES

**NFL debut:** 10/16/11 (at ATL)... **First NFL start:** 12/11/11 (vs. ATL)... **First sack:** 12/24/11 (vs. TB, half-sack of Josh Freeman)

## TRANSACTIONS

Selected by the Miami Dolphins in the seventh round (231st overall) of the 2011 NFL Draft... Waived by the Miami Dolphins on September 4, 2011... Signed to the Dolphins' practice squad on September 6, 2011... Signed to the Carolina Panthers' active roster on September 21, 2011... Waived by the Panthers on October 26, 2012... Signed to the Panthers' practice squad on October 30, 2012... Signed to the Panthers' active roster on November 28, 2012... Waived by the Panthers on September 4, 2013... Signed to the Tennessee Titans' practice squad on November 26, 2013... Signed to the Dallas Cowboys' active roster on December 18, 2013... Waived by the Cowboys on May 12, 2014... Signed to the Washington Redskins on May 17, 2014.

## PRO

Enters 2014 having previously appeared in 16 career games with eight starts... Joined Washington as a free agent in the 2014 offseason after having previously spent time with the Dolphins, Panthers, Titans and Cowboys.

## YEAR-BY-YEAR

### 2014 (REDSKINS)

Inactive at HOU (9/7)... Made Redskins debut vs. JAX (9/14), recording an eight-yard sack as part of the Redskins' team-record-tying 10 sacks.

### 2013 (PANTHERS/TITANS/COWBOYS)

Spent the offseason with the Panthers before being released in early September... Signed to the Titans' practice squad on Nov. 26 and later signed to the Cowboys' active roster on Dec. 18... Appeared in the final two games of the season for Dallas, recording one tackle.

### 2012 (PANTHERS)

Played in eight games with four starts and was inactive for three games in two stints on Carolina's roster in addition to spending four games on the practice squad... Recorded eight tackles and one sack... Made opening day roster and played in three of the first six games before being waived (10/26) and signed to the Panthers' practice squad (10/30)... Promoted to the active roster on Nov. 28 and started the last four games at nose tackle following a season-ending injury to Ron Edwards... Collected first career solo sack vs. ATL (12/9), dropping quarterback Matt Ryan for an eight-yard loss.

### 2011 (DOLPHINS/PANTHERS)

Played in six games with four starts at nose tackle for Carolina... Inactive for eight games after being signed as a free agent from Miami's practice squad on Sept. 21... Notched 11 tackles, half a sack and one pass defended... Started the last four games following season-ending injuries to defensive tackles Sione Fua and Terrell McClain... Made first NFL start vs. ATL (12/11)... Teamed with defensive tackle Jason Shirley to sack Buccaneers quarterback Josh Freeman for a five-yard loss vs. TB (12/24).

## COLLEGE

Played in 44 games with 40 starts at Alabama A&M... Finished career with 129 tackles, 32 tackles for loss, six sacks, six quarterback pressures, three forced fumbles, two fumble recoveries, two interceptions and four passes defended... Started 11 games as a senior in 2010, earning second-team All-Southwestern Athletic Conference honors and ranking second on the Bulldogs with 57 tackles... Played in the Texas vs. The Nation and HBCU Bowl, two postseason all-star games... Was a second-team All-SWAC selection in 2009 after starting 12 games and producing 33 tackles, 3.5 sacks, three quarterback pressures, one forced fumble and one fumble recovery... Started 11 games in 2008 and collected 30 tackles, one sack, one quarterback pressure, two interceptions and three passes defended... Played in 10 games with six starts as a freshman in 2007, notching nine tackles, 2.5 tackles for loss, 0.5 sacks, one quarterback pressure and one fumble recovery.

## PERSONAL

Attended Savannah (Ga.) H.S... Graduated with a degree in social work from Alabama A&M... Born Oct. 28, 1988.

## YEAR-BY-YEAR STATS

### DEFENSE

| Year          | Team | G         | GS       | Tack      | Solo      | Sack       | PD       | FF       | FR       |
|---------------|------|-----------|----------|-----------|-----------|------------|----------|----------|----------|
| 2011          | Car  | 6         | 4        | 10        | 7         | 0.5        | 1        | 0        | 0        |
| 2012          | Car  | 8         | 4        | 13        | 8         | 1          | 0        | 0        | 0        |
| 2013          | Dal  | 2         | 0        | 1         | 1         | 0          | 0        | 0        | 0        |
| 2014          | Was  | 1         | 0        | 1         | 1         | 1          | 0        | 0        | 0        |
| <b>Career</b> |      | <b>17</b> | <b>8</b> | <b>25</b> | <b>17</b> | <b>2.5</b> | <b>1</b> | <b>0</b> | <b>0</b> |

\*Tackle stats according to STATS, LLC



# RYAN KERRIGAN

LINEBACKER  
6-4 | 260  
DOB: 8/16/88



4TH NFL SEASON  
PURDUE

MUNCIE CENTRAL H.S. (MUNCIE, IND.)

## HONOR ROLL

Pro Bowl selection (2012 season)  
PFW/PFWA All-Rookie Team (2011)

## MILESTONES

**NFL debut:** 9/11/11 (vs. NYG)... **First sack:** 9/18/11 (vs. ARI, Kevin Kolb)...  
**First multi-sack game:** 11/13/11 (at MIA, 2)... **First INT:** 9/11/11 (vs. NYG, Eli Manning)... **First TD:** 9/11/11 (vs. NYG, 9 yard INT return, Eli Manning)... **First FF:** 9/26/11 (at DAL, Laurent Robinson)... **First FR:** 11/18/12 (vs. PHI, LeSean McCoy)

## TRANSACTIONS

Selected by the Washington Redskins in the first round (16th overall) of the 2011 NFL Draft.

## PRO

Enters 2014 having started all 48 regular season games in which he has appeared... Credited by STATS, LLC with 184 tackles (131 solo), 24.5 sacks, two interceptions (both returned for touchdowns), 10 forced fumbles and one fumble recovered through the 2013 season... Named to the Pro Bowl following the 2012 season and to the 2011 PFW/PFWA All-Rookie Team... Was the only NFL player to accumulate 10 sacks and two interception return touchdowns from 2011-12... Scored a touchdown in his NFL debut, intercepting a pass from Eli Manning and returning it nine yards... Set a Redskins' rookie franchise record with four forced fumbles in 2011.

## YEAR-BY-YEAR

### 2014 (REDSKINS)

Started at HOU (9/7), recording three tackles (two solo) and the 11th forced fumble of his career... Started vs. JAX (9/14), tying a team record with four sacks among the Redskins' team-record-tying 10 sacks on the day. Tied Phillip Daniels (12/18/05), Ken Harvey (11/23/97), Dexter Manley (10/2/88) and Brian Orakpo (12/13/2009). Pushed past Darryl Grant (27.0) for ninth on the Redskins' all-time sack list.

### 2013 (REDSKINS)

Started at outside linebacker vs. PHI (9/9) and had a career-high eight tackles (seven solo), one sack and was credited with a forced fumble on a Michael Vick lateral that DeAngelo Hall returned 75 yards for a touchdown... Started at GB (9/15), collecting five tackles (all solo) and matching his career high with two sacks... Started vs. DET (9/22) and posted seven tackles (three solo) and a pass defended... Started at OAK (9/29), and added four tackles (two solo), including a career-high-matching two sacks and a forced fumble. The multi-sack game was the fourth of his career... Started and registered two solo tackles at DAL (10/13)... Started and posted two tackles (one solo) vs. CHI (10/20)... Started at DEN (10/27), registering two solo tackles, a sack and a forced fumble... Started and added three tackles (two solo) vs. SD (11/3)... Started and contributed four tackles (three solo) and a pass defended at MIN (11/7)... Started and had two solo tackles at PHI (11/17)... Started and added three tackles (two solo) including two for loss vs. SF (11/25)... Started and recorded four solo tackles vs. NYG (12/1)...

Started and had a team-high eight tackles (seven solo), including three for loss, vs. KC (12/8)... Started and registered four tackles (one solo) including a 10-yard sack of Matt Ryan at ATL (12/15)... Started and notched five tackles (two solo), including a sack that brought his season total to a career-high-tying 8.5 for the year... Started and made three tackles (one solo) vs. NYG (12/29).

### 2012 (REDSKINS)

Started all 16 regular season games for the second straight year... Credited by the coaching staff with 62 tackles (32 solo), 25 quarterback pressures and 11 passes defended... Added a career-high 8.5 sacks and had his second career interception return touchdown... Started at outside linebacker and played every snap in the team's season-opening win at NO (9/9), registering two tackles (both solo), two quarterback hurries and a sack... Started at STL (9/16) and finished with two tackles... Started vs. CIN (9/23), registering a four tackles, three quarterback hits, two passes defended and a half-sack. Also hit Bengals QB Andy Dalton on the pass intercepted by Rob Jackson for a touchdown... Started at TB (9/30) and registered three tackles, including two tackles for loss, a sack and a pass defended... Started vs. ATL (10/7) and scored the second touchdown of his career, intercepting a Matt Ryan pass and returning it 28 yards for a touchdown in the second quarter. He became the first Redskin since the 1970 AFL-NFL merger to have an interception return for touchdown in each of his first two NFL seasons... Started and had two tackles vs. MIN (10/14)... Started and had one tackle at NYG (10/21)... Started and registered a sack, a pass defended and four tackles (all solo) at PIT (10/28)... Started and had one tackle vs. CAR (11/4)... Started in a win vs. PHI (11/18) and had three tackles, one sack, one forced fumble and a fumble recovery. Had his consecutive snaps played streak dating back to his first NFL game end at 1,751 via coaches' decision in the fourth quarter... Started and had four tackles (all solo), one pass defended and one sack in a Thanksgiving Day win at DAL (11/22)... In a win vs. NYG (12/3) on Monday Night Football, started at outside linebacker and registered four tackles (two solo)... Started and had four solo tackles in a win vs. BAL (12/9)... Started and had three solo tackles and two passes defended in a win at CLE (12/16)... Started and had five solo tackles, two sacks and a forced fumble in a win at PHI (12/23)... Started and had six tackles (three solo) in a division-clinching win vs. DAL (12/30)... Started and had four tackles in the NFC Wild Card Round vs. SEA (1/6).

### 2011 (REDSKINS)

Started in all 16 games and played every defensive snap despite not having the luxury of a traditional offseason program... Finished with 70 tackles, nine tackles for loss, 7.5 sacks, and team-highs in forced fumbles (four) and quarterback pressures (42)... Four forced fumbles were a Redskins rookie record... Started at left outside linebacker vs. NYG (9/11) in his first career game and recorded six tackles (one solo) and returned his first career interception nine yards for a touchdown... Started at left outside linebacker vs. ARI (9/18) and finished with three tackles (two solo), his first career sack and two passes defended... Started at left outside linebacker at DAL (9/26) and recorded four tackles (four solo), one sack and one forced fumble... Was named as the NFL Defensive Rookie of the Month for September... Started at left outside linebacker at STL (10/2) and recorded six tackles (five solo), one sack and a forced fumble... Started at left outside linebacker vs. PHI (10/16) and recorded six tackles (two solo), and one pass defended... Started at left outside linebacker at CAR (10/23) and recorded three tackles (two solo)... Started at left outside linebacker at BUF (10/30) and recorded

five solo tackles... Started at left outside linebacker vs. SF (11/6) and recorded six tackles (four solo) and one sack... Started at left outside linebacker at MIA (11/13) and recorded six tackles (five solo), two sacks and two forced fumbles... Started at left outside linebacker vs. DAL (11/20) and recorded four tackles (one solo), one sack and one pass defensed... Started at left outside linebacker at SEA (11/27) and recorded five tackles (two solo)... Started at left outside linebacker vs. NYJ (12/4) and recorded seven tackles (four solo) and one pass defensed... Started at left outside linebacker vs. NE (12/11) and recorded one solo tackle... Started at left outside linebacker at NYG (12/18) and recorded three tackles (two solo) and one sack... Started at left outside linebacker vs. MIN (12/24) and recorded three tackles (two solo)... Started at left outside linebacker at PHI (1/1/12) and recorded two solo tackles.

## COLLEGE

Finished career tied for the all-time Football Bowl Subdivision record with 14 fumbles forced (Big Ten record), tied for second all-time at Purdue with 33.5 sacks and fifth in Purdue history in tackles for loss with 57.0... As a senior, was a team co-captain and received team's Most Valuable Player Award for defense... Was the first unanimous All-American at Purdue since 1980 and merely the seventh in school history... Named first team All-America by the American Football Coaches Association, The Walter Camp Football Foundation, the Football Writers Association of America, the Associated Press and The Sporting News... Also earned SI.com first team All-American, Rivals.com first team All-American, Collegefootballnews.com first team All-American, Big Ten Defensive Player of the Year (coaches and media votes), Big Ten Defensive Lineman of the Year (coaches), first team All-Big Ten (coaches and media), Academic All-Big Ten... Was runner up for the Ted Hendricks Award (nation's outstanding defensive end), semifinalist for Chuck Bednarik Award, Rotary Lombardi Award and Ronnie Lott IMPACT Trophy... Led the Football Bowl Subdivision in tackles for loss in the regular season (26.0), tied for second in fumbles forced (5), third in the FBS in sacks (12.5) and led the Big Ten in all three categories... Started all 12 games and totaled 70 tackles (50 solo), 26 tackles for a loss, 12.5 sacks, five forced fumbles and two fumble recoveries... As a junior, received team's Pit Bull Award - Defense (exemplified and sustained tenacity and intense play) for spring practice and was named to Ted Hendricks Award watch list (nation's outstanding defensive end)... Earned second team All-American by Rivals.com, honorable mention All-American by College Football Insiders and SI.com, first team All-Big Ten by media and second team by coaches, second team Academic All-American, Academic All-District V and Academic All-Big Ten... Received team's Most Valuable Player Award for defense... Started all 12 games and led nation with school-record-tying seven forced fumbles (also James Looney, 1979), which are second-most in Big Ten history (Jonal Saint-Dic of Michigan State had eight in 2007)... Topped Big Ten and ranked third nationally with 13.0 sacks... Ranked fourth in Big Ten with 18.5 tackles for loss, fourth on team with 66 tackles (41 solo, 25 assists), and had two pass breakups and one fumble recovery... As a sophomore, named honorable mention All-Big Ten by media, Academic All-Big Ten and Academic All-District V... Appeared in all 12 games, including 11 starts and ranked seventh in Big Ten in sacks (7.0) and 10th in tackles for loss (11.5)... Totaled 56 tackles (31 solo), four passes defensed, one interception and two forced fumbles... As a freshman, appeared in 12 games and totaled 18 tackles (12 solo) and one sack.

## PERSONAL

Attended Muncie (Ind.) Central H.S. and lettered four times in football and baseball, starting in each of his last three seasons on the gridiron... Also lettered twice in basketball (freshman and junior years)... Received a three-star prospect rating and was rated the 88th-best player in the nation by Scout.com... Lined up at defensive end and tight end, earning Defensive Lineman of the Year in Mr. Football voting, adding All-State, All-Division 4A and All-North Central League honors in 2006... Recorded 90 tackles

and led the state with 19.0 quarterback sacks as a senior... On offense, he pulled down 40 passes for 789 yards (19.73 avg.) and six touchdowns, as the team compiled a 7-6 record... On the basketball court, he was a reserve on the Muncie Central team that lost to future NBA draft picks Greg Oden and Mike Conley at Lawrence North in the 2006 Class 4A title game... Threw out a first pitch with former MLB player Javy Lopez at opening night of the AA Richmond Flying Squirrels of the Eastern League in 2013... Born Patrick Ryan Kerrigan... Father, Brendan, played football at Ball State... Brother, Kyle, was a member of the DePauw swim team.

## COMMUNITY

In 2013, launched Ryan Kerrigan's Blitz for the Better Foundation, which provides opportunities, support and resources to children and families in need in the Greater Washington, D.C. area. Served as a waiter with several teammates at Ruth's Chris Steak House at the organization's launch fundraiser, raising \$108,000 for seriously ill, special needs and physically challenged children... Participated in the Smashing Walnuts Foundation fundraiser in honor of Gabriella Miller... In 2012, participated in the team's 80th Anniversary Thank You Tour throughout Virginia, Maryland and Washington, D.C... Brought smiles to hospital patients by dressing up in costume and visiting with children at the WRCF Pediatric Halloween Party... In 2011, helped the Washington Redskins Charitable Foundation and the U.S. Marine Corps provide 1,100 youth in need with a toy during the holiday season at the annual Skins Santa Shoppe... Participated in the 4th & Life program, a program for high school athletes focusing on what it takes to be successful on the field, in the classroom, and in the workplace... Led kids in fitness activities as part of NFL's PLAY 60 campaign, helping kids get 60 minutes of exercise a day.



## YEAR-BY-YEAR STATS

### DEFENSE

| Year          | Team | G         | GS        | Tack       | Solo       | Sack        | INT      | PD        |
|---------------|------|-----------|-----------|------------|------------|-------------|----------|-----------|
| 2011          | Was  | 16        | 16        | 64         | 42         | 7.5         | 1        | 4         |
| 2012          | Was  | 16        | 16        | 54         | 42         | 8.5         | 1        | 8         |
| 2013          | Was  | 16        | 16        | 66         | 47         | 8.5         | 0        | 3         |
| 2014          | Was  | 2         | 2         | 7          | 6          | 4           | 0        | 1         |
| <b>Career</b> |      | <b>50</b> | <b>50</b> | <b>191</b> | <b>137</b> | <b>28.5</b> | <b>2</b> | <b>16</b> |

\*Tackle stats according to STATS, LLC

### ADDITIONAL

**Fumbles Forced-Recovered:** 4-0 in 2011, 2-1 in 2012, 3-0 in 2013, 1-0 in 2014

**INT Touchdowns:** 1 in 2011, 1 in 2012

### POSTSEASON

| Year          | Team | G        | GS       | Tack     | Solo     | Sack     | INT      | PD       |
|---------------|------|----------|----------|----------|----------|----------|----------|----------|
| 2012          | Was  | 1        | 1        | 4        | 2        | 0        | 0        | 0        |
| <b>Career</b> |      | <b>1</b> | <b>1</b> | <b>4</b> | <b>2</b> | <b>0</b> | <b>0</b> | <b>0</b> |

## CAREER HIGHS

### SINGLE-GAME

|                           |   |
|---------------------------|---|
| <b>Total Tackles:</b>     | 8, vs. Philadelphia (09/09/13)                    |
| <b>Solo Tackles</b>       | 7, vs. Philadelphia (09/09/13)                    |
| <b>Interceptions:</b>     | 1, twice, last time vs. Atlanta (10/07/12)        |
| <b>Sacks:</b>             | 4, vs. Jacksonville (09/14/14)                    |
| <b>Passes Defensed:</b>   | 2, three times, last time at Cleveland (12/16/12) |
| <b>Forced Fumbles:</b>    | 2, at Miami (11/13/11)                            |
| <b>Fumbles Recovered:</b> | 1, vs. Philadelphia (11/18/12)                    |

# SHAWN LAUVAO

**GUARD**  
6-3 | 315  
DOB: 10/26/87



**5TH NFL SEASON**  
**ARIZONA STATE**  
**FARRINGTON H.S. (HONOLULU, HAWAII)**



## MILESTONES

**NFL debut:** 10/24/10 (at NO)... **First NFL start:** 11/21/10 (at JAX)... **Redskins debut:** 9/7/14 (at HOU)

## TRANSACTIONS

Selected by the Cleveland Browns in the third round (92nd overall) of the 2010 NFL Draft... Signed with the Washington Redskins as an unrestricted free agent on March 12, 2014.

## PRO

Agreed to terms with the Redskins on the first day of free agency in 2014... Enters the 2014 season having previously appeared in 53 games with 44 starts with Cleveland from 2010-13.

## YEAR-BY-YEAR

### 2014 (REDSKINS)

Made his Redskins debut at HOU (9/7), starting at left guard... Started at left guard vs. JAX (9/14).

### 2013 (BROWNS)

Started 11 games at right guard, logging 741 offensive snaps... Inactive first four games after sustaining ankle injury at practice Aug. 5 and inactive Week 17 with a thigh injury... Missed his first NFL games since Oct. 24, 2010, snapping streaks of 42 consecutive games played and 32 consecutive starts... Made season debut vs. BUF (10/3) in 37-24 prime time win.

### 2012 (BROWNS)

Started all 16 games at right guard and did not miss an offensive snap... Part of a line that helped pave the way for Trent Richardson to rush for 950 yards, 11 touchdowns and 1,317 total yards from scrimmage – all of which were Browns rookie records.

### 2011 (BROWNS)

Started all 16 games at right guard... Part of an offensive line that led the way for 100-yard rushing performances by Chris Ogbonnaya (115 yards vs. JAX 11/20) and Peyton Hillis (112 yards at BAL 12/24).

### 2010 (BROWNS)

Appeared in 10 games with one start at right guard... Inactive for the first six contests with an ankle injury... Made NFL debut playing in a reserve role on offense at NO (10/24)... Made first NFL start at JAX (11/21).

## COLLEGE

Appeared in 42 games at Arizona State from 2006-09, finishing his career with 33 consecutive starts... Saw action at both guard and tackle with 17 starts at left guard, 12 at left tackle and four at right tackle... Started all 12 games at left tackle as a senior and earned second-team All-Pac-10 honors... Served as a team captain and helped the Sun Devils reduce their number of sacks allowed from 34 in 2008 to 27 in 2009... Started the first eight games at left guard and the last four at right tackle en route to an honorable mention All-Pac-10 selection in 2008... Played in all 13 games, with nine starts as a

sophomore... Appeared in five games as a redshirt freshman... Graduated with a degree in interdisciplinary studies.

## PERSONAL

Born Shawn Sisifo Lauvao (pronounced luh-VOW) in Honolulu, Hawaii... Attended Farrington H.S. in Honolulu, Hawaii, where he was a two-time Scholar-Athlete of the Year... As a senior, earned first-team all-state honors... Was a two-time team captain... Selected to play in the Hawaii Classic All-Star football game and served as captain of the East team... Cousin, Saute Sapolu, played defensive end at ASU from 1985-88... Placed second in the Hawaii Strong Man Competition when he was 16 (16-18-year-old age bracket) and won the 2005 Hawaii Strongest Teen competition.

## YEAR-BY-YEAR STATS

### GAMES/STARTS

| Year          | Team | GP        | GS        |
|---------------|------|-----------|-----------|
| 2010          | Cle  | 10        | 1         |
| 2011          | Cle  | 16        | 16        |
| 2012          | Cle  | 16        | 16        |
| 2013          | Cle  | 11        | 11        |
| 2014          | Was  | 2         | 2         |
| <b>Career</b> |      | <b>55</b> | <b>46</b> |

# JOSH LERIBEUS

**GUARD**  
6-2 | 315  
DOB: 7/2/89



3RD NFL SEASON  
SMU

BERKNER H.S. (RICHARDSON, TEXAS)



## MILESTONES

**NFL debut:** 11/4/12 (vs. CAR)

## TRANSACTIONS

Selected by the Washington Redskins in the third round (71st overall) of the 2012 NFL Draft.

## PRO

Appeared in five games as a rookie in 2012.

## YEAR-BY-YEAR

### 2014 (REDSKINS)

Contributed on special teams at HOU (9/7)... Appeared in reserve vs. JAX (9/14).

### 2013 (REDSKINS)

Inactive for all 16 games.

### 2012 (REDSKINS)

Appeared in five regular season games in his rookie year... Was inactive for the Redskins' season-opening win at NO (9/9), at STL (9/16), and vs. CIN (9/23)... Active but did not play at TB (9/30)... Inactive vs. ATL (10/7), MIN (10/14), at NYG (10/21) and at PIT (10/28)... Made his NFL debut on special teams vs. CAR (11/4)... Played on special teams in a win vs. PHI (11/18) and at DAL (11/22)... Inactive vs. NYG (12/3), vs. BAL (12/9) and at CLE (12/16)... Played special teams in a win at PHI (12/23)... Saw significant action in place of Kory Lichtensteiger in a division-clinching win vs. DAL (12/30), helping Alfred Morris to a career-high 200 rushing yards... Played his first career postseason games in NFC Wild Card Round vs. SEA (1/6), replacing an injured Kory Lichtensteiger early in the contest.

## COLLEGE

Played in 36 games with 28 starts in three seasons at Southern Methodist, where he blocked for 2011 Conference USA leading rusher Zach Line (1,224 rushing yards)... In 2011, started all 13 games at left guard and was a member of a Mustangs offense that averaged 274.8 passing yards per game (third in C-USA)... As a sophomore in 2009, started all 13 games at left guard and was named an honorable mention All-C-USA selection by the league's coaches... Blocked for an offense that set single-season school records in total offense (5,093), passing yards (3,666) and points (380)... Helped lead the Mustangs to their first bowl appearance since 1984, defeating Nevada, 45-10, in the 2009 Hawaii Bowl... In 2008, following a redshirt year, played in 10 games with two starts, blocking for an offense that passed for a school-record-tying 29 touchdowns.

## PERSONAL

Attended Berkner H.S. in Richardson, Texas... Was named an All-Area selection by The Dallas Morning News following his senior season at Berkner... Was rated the 23rd-best guard prospect in America by ESPN.com... Was one of the top 25 offensive lineman in the state according to Dave Campbell's Texas Football and was labeled a "Player to Watch" by the same publication... Ranked No. 41 on the DMN's Area Top 100 list... Was a three-star Rivals.com and Scout.com prospect... Was ranked the No. 60 offensive guard in the nation by Scout.com and No. 63 by Rivals... Last name pronounced luh-REE-bus... In 2013, participated in Tyler Polumbus' Tyler's Kids Outreach Football Camp at Redskins Park... Born on July 2, 1989.

## YEAR-BY-YEAR STATS

### GAMES/STARTS

| Year          | Team | GP       | GS       |
|---------------|------|----------|----------|
| 2012          | Was  | 5        | 0        |
| 2014          | Was  | 2        | 0        |
| <b>Career</b> |      | <b>7</b> | <b>0</b> |

### POSTSEASON


2012 (WAS): 1 G

# KORY LICHTENSTEIGER

CENTER/GUARD  
6-2 | 296  
DOB: 3/22/85



6TH NFL SEASON  
BOWLING GREEN  
CRESTVIEW H.S. (CONVOY, OHIO)



## HONOR ROLL

Redskins Ed Block Courage Award (2012)

## MILESTONES

**NFL debut:** 9/8/08 (at OAK)... **First start:** 9/26/10 (at STL)... **Redskins debut:** 9/12/10 (vs. DAL)

## TRANSACTIONS

Originally selected by the Denver Broncos in the fourth round (108th overall) of the 2008 NFL Draft... Waived by the Broncos on September 4, 2009... Claimed off waivers by the Minnesota Vikings on September 6, 2009... Waived by the Vikings on September 29, 2009... Signed with the Washington Redskins as a free agent on January 11, 2010... Re-signed with the Redskins as a restricted free agent on March 20, 2012... Re-signed with the Redskins on March 11, 2013.

## PRO

Versatile interior lineman who has seen action at both the guard and center positions during his career... Enters 2014 having played in 69 career regular season games with 51 starts... Named the team's Ed Block Courage Award recipient in 2012 after returning from a season-ending knee injury in 2011.

## YEAR-BY-YEAR

### 2014 (REDSKINS)

Started at center at HOU (9/7)... Started at center vs. JAX (9/14), helping the Redskins to 41 points and 449 net yards.

### 2013 (REDSKINS)

Started at left guard and helped quarterback Robert Griffin III pass for 329 yards vs. PHI (9/9)... Started at left guard and helped the Redskins produce a 300-yard passer and 100-yard rusher at GB (9/15)... Started at left guard vs. DET (9/22) and helped Griffin III throw for 300 yards for a third consecutive week... Started at left guard at OAK (9/29) and helped the team to its first win of the season... Started at left guard at DAL (10/13), helping Washington post more than 200 yards both rushing and passing... Started at left guard vs. CHI (10/20), helping the Redskins post 499 yards and 45 points... Started at left guard at DEN (10/27)... Started at left guard vs. SD (11/3) as the Redskins posted 500 yards of offense... Started at left guard and helped the Redskins to 191 rushing yards at MIN (11/7)... Started at left guard in another 400-yard offensive performance at PHI (11/17)... Started at left guard vs. SF (11/25), vs. NYG (12/1) and vs. KC (12/8)... Started at left guard at ATL (12/15) and helped Kirk Cousins throw for 381 yards... Started at left guard vs. DAL (12/22), his 50th career NFL start... Started at left guard at NYG (12/29).

### 2012 (REDSKINS)

One season after suffering a season-ending knee injury, returned to start all 16 regular season games at left guard... Named the recipient of the team's Ed Block Courage Award... Started at left guard in a season-opening win at NO (9/9), returning to action for the first time since his knee injury and helping Robert Griffin III pass for 320 yards... Started at left guard and helped the

Redskins rush for 176 rushing yards at STL (9/16)... Started at left guard vs. CIN (9/23) and at TB (9/30)... Started and helped Alfred Morris to a second consecutive 100-yard rushing day vs. ATL (10/7)... Started and helped the Redskins rush for 183 yards vs. MIN (10/14)... Started at NYG (10/21), contributing to the team's 248 rushing yards and 480 yards of total offense... Started at PIT (10/28) and vs. CAR (11/4)... Started in a win vs. PHI (11/18) and helped Griffin III post a perfect passer rating... Started at left guard in a Thanksgiving Day win at DAL (11/22), helping Griffin III become the first player in team history to throw four touchdown passes in consecutive games... Started at left guard and helped the Redskins rush for 207 yards in a win vs. NYG (12/3) on Monday Night Football... Started at left guard and helped Washington rush for 172 yards in a win vs. BAL (12/9)... Started and blocked for Kirk Cousins' 329-yard starting debut in a win at CLE (12/16)... Started in a win at PHI (12/23)... Started and helped Morris break the single-season team record for rushing yardage with a 200-yard effort in a division-clinching win vs. DAL (12/30)... Started at left guard in the NFC Wild Card Round vs. SEA (1/6), his first career playoff game.

### 2011 (REDSKINS)

Started in all five games in which he played before suffering a knee injury... Started at left guard vs. NYG (9/11) in helping the Redskins to a season-opening win... Started at left guard vs. ARI (9/18) and helped pave the way for a running attack that totaled 35 carries for 172 yards (4.9 avg.)... Started at left guard at DAL (9/26) and helped protect quarterback Rex Grossman, who passed for 250 yards... Started at left guard at STL (10/2) and helped block for a rushing attack that totaled 196 yards, a season-high... Started at left guard vs. PHI (10/16) before suffering a first-half knee injury... Placed on Reserve/Injured List on Oct. 17.

### 2010 (REDSKINS)

Played in all 16 regular season games and made a career-high 14 starts... Saw action at left guard vs. DAL (9/12)... Rotated at left guard vs. HOU (9/19)... Made his first career start, opening the game at left guard at STL (9/26) and helped open holes for Washington's backs to gain 116 yards on the ground. Cleared the way for running backs Ryan Torain and Clinton Portis to average 6.6 and 6.3 yards per carry, respectively... Started at left guard at PHI (10/3) and opened holes for the team to rush for a season-high 169 yards (4.8 avg.). Limited the Eagles to one sack... Opened the game at left guard vs. GB (10/10). Provided protection for Donovan McNabb to throw 357 yards and one touchdown... Started at left guard vs. IND (10/17) and opened holes for Ryan Torain to gain the first 100-yard rushing game of his career... Started at left guard at CHI (10/24). Cleared the way for Ryan Torain to rush for a career-high 125 yards and average six yards per carry... Opened the game at left guard at DET (10/31)... Started at left guard vs. PHI (11/15). Opened at left guard at TEN (11/21). Played both guard positions due to injuries on the offensive line. Provided protection for quarterback Donovan McNabb to complete 30-of-50 passing attempts for 376 yards and one touchdown... Started at left guard vs. MIN (11/28)... Opened the game at left guard at NYG (12/5). Provided protection for quarterback Donovan McNabb to complete 26-of-44 passing attempts for 296 yards and one touchdown... Started at left guard vs. TB (12/12) and opened holes for running back Ryan Torain to set a career high with 172 yards on 24 carries (7.2 avg.), including 158 yards in the first half and 121 in the first quarter. Provided protection for Donovan McNabb to complete 22-of-35 passing attempts for 228 yards, two touchdowns and have a 100.7 passer rating... Started at left guard at DAL (12/19). Provided protection for quarterback

Rex Grossman to complete 25-of-43 passing attempts for 322 yards and a career-high four touchdowns... Opened at left guard at JAX (12/26)... Started at left guard vs. NYG (1/2). Provided protection for quarterback Rex Grossman to complete 26-of-44 passing attempts for 336 yards and two touchdowns.

### 2009 (VIKINGS)

Claimed off waivers by the Vikings on September 6, 2009... Was inactive at CLE (9/13), at DET (9/20) and vs. SF (9/27)... Waived by the Vikings on September 29, 2009.

### 2008 (BRONCOS)

Played in all 16 regular season games... Primarily played on special teams and also saw action as an H-Back in goal-line situations.

## COLLEGE

Received All-MAC honors during each of his four seasons at Bowling Green State (2003-07)... Named a finalist for the Rimington Trophy (nation's best center) as a senior... Earned first-team All-MAC honors at center in each of his final two seasons... Posted the highest blocking consistency (85.6 percent) of any center in the country during his time at Bowling Green State according to NFLDraftScout.com... Played guard his first two seasons at Bowling Green State.

## PERSONAL

Has been active with the Washington Redskins Charitable Foundation, participating in Redskins Youth Fitness Zone at the Boys & Girls Clubs of Loudoun County, the Mickey Steele Memorial Golf Outing, DC101 Chili Cook-Off benefiting the National Kidney Foundation, Hometown Huddle and Harvest Feast... Participated in the team's 80th Anniversary Thank You Tour throughout Virginia, Maryland and Washington, D.C. in 2012... Volunteered his time to read "A Little Skins Football Story" to the Redskins Kids Club in April 2013... In 2013, participated in the Redskins' Kids Club Reading Combine, helped with the Adopt a Child Shopping Spree and participated in Cakes Against Cancer at INOVA hospital, which provides cakes to children undergoing treatment for cancer... Named All-Northwest Conference Lineman of the Year as well as an all-state selection during his junior and senior seasons at Crestview High School in Convoy, Ohio... First-team all-conference pick as an offensive and defensive lineman at Crestview... Had 125 tackles and eight sacks during his senior year after registering 100 tackles and six sacks his junior year... Earned four letters in basketball... Has one older brother, Kirk, and one younger brother, Luke... Earned a bachelor's degree in criminal justice... Married to his wife, Mandi, and has four sons: Ayden, Kale, Beau and Mack... Born on March 22, 1985, in Van Wert, Ohio.

## YEAR-BY-YEAR STATS

### GAMES/STARTS

| Year          | Team | G         | GS        |
|---------------|------|-----------|-----------|
| 2008          | Den  | 16        | 0         |
| 2010          | Was  | 16        | 14        |
| 2011          | Was  | 5         | 5         |
| 2012          | Was  | 16        | 16        |
| 2013          | Was  | 16        | 16        |
| 2014          | Was  | 2         | 2         |
| <b>Career</b> |      | <b>71</b> | <b>53</b> |

### POSTSEASON

2012 (WAS): 1 G (GS)



# SPENCER LONG

GUARD  
6-5 | 311  
DOB: 11/8/90



ROOKIE  
NEBRASKA  
ELKHORN (NEB.) H.S.



## TRANSACTIONS

Selected by the Washington Redskins in the third round (78th overall) of the 2014 NFL Draft.

## YEAR-BY-YEAR

### 2014 (REDSKINS)

Inactive at HOU (9/7) and vs. JAX (9/14).

## COLLEGE

Played at Nebraska from 2009-13, blossoming from a walk-on into starting all 33 career games in which he played for the Huskers... As a senior in 2013, started the first six games at right guard before suffering a knee injury at Purdue... In 2012, was a consensus first-team All-Big Ten honoree after starting every game at right guard for a second straight season and helping the Nebraska offense lead the Big Ten in both rushing offense and total offense. Earned second-team All-American honors from the Associated Press and Walter Camp... Started every game in 2011, helping the Huskers top 200 rushing yards seven times, including a trio of 300-yard rushing games (Washington, Wyoming and a season-high 346 yards at Minnesota). Earned second-team All-Big Ten honors from the media... Redshirted as a walk-on in 2009 and did not appear in game action in 2010... One of 16 football student-athletes to earn prestigious National Football Foundation Scholar-Athlete Awards, which carries an \$18,000 postgraduate scholarship, which he intends to put toward medical school.

## PERSONAL

Attended Elkhorn (Neb.) H.S., where he helped the Antlers to a 7-3 record in their first season of Class A participation in 2008... Was an honorable-mention all-area selection... Was also a member of the Antlers' 2008 state championship baseball team. Thrice named an Academic All-Big Ten selection and was a Capital One/CoSIDA First-Team Academic All-American in 2013... Son of Doug and Ann Long. Brother, Jake, was his teammate at Nebraska... Born Nov. 8, 1990.

# COLT MCCOY

QUARTERBACK  
6-1 | 215  
DOB: 9/5/86



5TH NFL SEASON  
TEXAS

JIM NED H.S. (TUSCOLA, TEXAS)



## MILESTONES

**NFL debut:** 10/17/10 (at PIT)... **First start:** 10/17/10 (at PIT)... **First win as starter:** 10/24/10 (at NO, 30-17)... **First fourth-quarter comeback win:** 9/25/11 (at MIA, 17-16)... **First completion:** 10/17/10 (at PIT, 8 yards to Brian Robiskie)... **First passing TD:** 10/17/10 (at PIT, 12 yards to Benjamin Watson)... **First multi-passing TD game:** 12/19/10 (at CIN, 2)... **First 300 yard passing game:** 10/2/11 (vs. TEN, 350)... **First rushing touchdown:** 11/7/10 (vs. NE, 16 yards)

## TRANSACTIONS

Selected by the Cleveland Browns in the third round (85th overall) of the 2010 NFL Draft... Traded to the San Francisco 49ers on April 1, 2013... Signed with the Washington Redskins as an unrestricted free agent on April 3, 2014.

## PRO

Enters 2014 having appeared in 28 regular season games with 21 starts, completing 410-of-703 passes (58.3 percent) for 4,401 yards with 21 touchdowns in four NFL seasons prior to joining Washington.

## YEAR-BY-YEAR

### 2014 (REDSKINS)

Inactive at HOU (9/7) and vs. JAX (9/14).

### 2013 (49ERS)

Appeared in relief in four games, throwing one pass — a 13-yard completion to Bruce Miller at JAX (10/27).

### 2012 (BROWNS)

Saw action in three games... Completed 9-of-17 attempts for 79 yards and one touchdown in an appearance at DEN (12/23).

### 2011 (BROWNS)

Started all 13 games in which he appeared... Completed 265-of-463 passes for 2,733 yards with 14 touchdowns and 11 interceptions... Threw a touchdown pass in each of the Browns' first five games, the first Brown to do so since Derek Anderson in 2007... Completed 19-of-39 passes for 210 yards and two touchdowns vs. MIA (9/25), as he completed a 14-yard touchdown pass to WR Mohamed Massaquoi with :43 remaining in regulation to lift the Browns to a 17-16 victory. Connected on 9-of-13 passes for 75 yards on the game-winning drive... Set Browns single-game records with 40 completions and 61 attempts for a career-high 350 yards vs. TEN (10/2). His 350 yards passing were the most by a Brown since Derek Anderson threw for 364 yards in November 2007... Tied his career-high for touchdown passes in a game with two in four contests.

### 2010 (BROWNS)

Played in eight games, starting all eight... Completed 135-of-222 passes for 1,576 yards and six touchdowns, setting a Browns rookie record with a 60.8 completion percentage and 74.5 passer rating. Led all NFL rookies in completion percentage... Made NFL debut at PIT (10/17), completing 23-of-33 passes for 281 yards and one touchdown. Also added 22 yards rushing on four carries... Earned his first win as an NFL starter at NO (10/24), as he completed 9-of-16 passes for 74 yards in a 30-17 victory. Also caught his first career pass for a 13-yard gain from RB Peyton Hillis... Recorded a 101.6 QB rating vs. NE (11/7), completing 14-of-19 passes for 174 yards while adding his first career rushing touchdown, a 16-yard scamper, to help beat the Patriots... Threw for 241 yards on 17-of-28 passing with a touchdown and carried four times for a career-high 39 yards at JAX (11/21)... Completed 19-of-25 passes for 243 yards with two touchdowns, resulting in a career-high passer rating of 132.6 at CIN (12/19).

## YEAR-BY-YEAR STATS

### PASSING

| Year          | Team | G         | GS        | Att        | Comp       | Pct         | Yds         | Yd/A       | TD        | Int       | Lg        | Rate        |
|---------------|------|-----------|-----------|------------|------------|-------------|-------------|------------|-----------|-----------|-----------|-------------|
| 2010          | Cle  | 8         | 8         | 222        | 135        | 60.8        | 1576        | 7.1        | 6         | 9         | 47        | 74.5        |
| 2011          | Cle  | 13        | 13        | 463        | 265        | 57.2        | 2733        | 5.9        | 14        | 11        | 56        | 74.6        |
| 2012          | Cle  | 3         | 0         | 17         | 9          | 52.9        | 79          | 4.6        | 1         | 0         | 21        | 85.2        |
| 2013          | SF   | 4         | 0         | 1          | 1          | 100         | 13          | 13.0       | 0         | 0         | 13        | 118.8       |
| <b>Career</b> |      | <b>28</b> | <b>21</b> | <b>703</b> | <b>410</b> | <b>58.3</b> | <b>4401</b> | <b>6.3</b> | <b>21</b> | <b>20</b> | <b>56</b> | <b>74.9</b> |

### RUSHING

| Year          | Team | Att       | Yds        | Avg        | Lg        | TD       |
|---------------|------|-----------|------------|------------|-----------|----------|
| 2010          | Cle  | 28        | 136        | 4.9        | 18        | 1        |
| 2011          | Cle  | 61        | 212        | 3.5        | 20        | 0        |
| 2012          | Cle  | 4         | 15         | 3.8        | 15        | 0        |
| 2013          | SF   | 6         | -6         | -1         | -1        | 0        |
| <b>Career</b> |      | <b>99</b> | <b>357</b> | <b>3.6</b> | <b>20</b> | <b>1</b> |

### ADDITIONAL

**Record as Starter:** 6-15 (0.286) career; 0-0 with Redskins

**Fumbles-Lost:** 1-0 in 2010, 11-2 in 2011

**Fourth Quarter Comeback Wins:** 1 (9/25/11 vs. MIA)

**300-Yard Passing Games:** 1 (1 in 2011)

## COLLEGE

Starred at Texas from 2006-09, earning 45 victories in 53 career starts to finish as the winningest quarterback in NCAA history at the time... Completed 1,157-of-1,645 passes for 13,253 yards with 112 touchdowns and 45 interceptions, while adding 447 rushes for 1,571 yards and 20 touchdowns... At the time, was the only quarterback in college annals to win at least 10 or more games in each of his four seasons... Finished his collegiate career owning 47 school records... Career pass completion percentage of 70.33 ranked second in NCAA history behind Colt Brennan (70.39)... His 13,253 passing yards ranked sixth in college football annals and his 112 passing touchdowns ranked seventh all-time in NCAA history... As a senior in 2009, received the Maxwell Award, Davey O'Brien Award and Johnny Unitas Golden Arm Award Also and was named the Big-12 Player of the Year... Completed 332-of-470 passes for 3,521 yards, 27 touchdowns and 12 interceptions in 2009... In 2008, completed a school-record 332 completions on 433 attempts, setting an NCAA season-record with his completion percentage of 76.67 and threw for a career-high 3,859 yards and 34 touchdowns... Completed 276-of-424 passes for 3,303 yards, 22 touchdowns and a passer rating of 139.16 in 2007... Named Big 12 Offensive Freshman of the Year and All Big-12 Second Team, completing 217-of-318 passes for 2,570 yards and 29 touchdowns in 2006.

## PERSONAL

Attended Jim Ned H.S. in Tuscola, Texas, where his father, Brad, served as head coach of the football team. Was a two-time Associated Press 2A Offensive MVP and first-team all-state pick... Finished his prep career as the all-time leading passer in Texas 2A history and sixth overall across all size classifications in Texas history, completing 536-of-849 pass attempts for 9,344 yards and 116 touchdowns... Was also a four-year starter in basketball and was an all-state selection as a junior... Was a three-time regional qualifier in track, including the mile relay and 110M hurdles. His wife, Rachel, was a middle-distance track and field athlete for Baylor University... Grandfather, Burl McCoy, is a member of the Abilene Christian University Sports Hall of Fame for his exploits both as an athlete and as the former women's basketball coach... Brother, Case, played quarterback at Texas as well... Graduated with a degree in sports management... Born Daniel Colt McCoy on Sept. 5, 1986 in Hobbs, N.M.

## CAREER HIGHS

### SINGLE-GAME

|                            |  |
|----------------------------|--|
| <b>Pass Attempts:</b>      | 61, vs. Tennessee (10/02/11)                 |
| <b>Pass Completions:</b>   | 40, vs. Tennessee (10/02/11)                 |
| <b>Yards Passing:</b>      | 350, vs. Tennessee (10/02/11)                |
| <b>Long (Passing):</b>     | 56, vs. Cincinnati (09/11/11)                |
| <b>Passing Touchdowns:</b> | 2, five times, last at Cincinnati (11/27/11) |
| <b>Passer Rating:</b>      | 132.6, at Cincinnati (12/19/10)              |
| <b>Carries:</b>            | 9, vs. Seattle (10/23/11)                    |
| <b>Rushing Yards:</b>      | 39, at Jacksonville (11/21/10)               |
| <b>Long (Rushing):</b>     | 20, at Cincinnati (11/27/11)                 |



# BRANDON MERIWEATHER

**SAFETY**  
5-11 | 198  
DOB: 1/14/84



**7TH NFL SEASON**  
**MIAMI (FLA.)**  
**APOPKA H.S. (APOPKA, FLA.)**

## HONOR ROLL

Two-time Pro Bowler (2009-10 seasons)

## MILESTONES

**NFL debut:** 9/9/07... **Redskins debut:** 11/18/12... **First INT:** 9/14/08 (at NYJ, Brett Favre)... **First multi-INT game:** 10/25/09 (at TB, 2)... **First TD:** 10/25/09 (at TB, 39 yard INT return, Josh Johnson)... **First sack:** 12/7/08 (at SEA, Seneca Wallace)... **First FF:** 12/23/07 (vs. MIA, Ted Ginn, Jr.)... **First FR:** 11/07/10 (at CLE, Jermaine Cunningham)

## TRANSACTIONS

Originally selected by the New England Patriots in the first round (No. 24 overall) of the 2007 NFL Draft... Released by the Patriots on Sept. 3, 2011... Signed by the Chicago Bears on Sept. 4, 2011... Signed with the Washington Redskins as an unrestricted free agent on March 15, 2012... Re-signed with the Redskins on March 18, 2014.

## PRO

Two-time Pro Bowler enters 2014 having played in 89 career games with 58 starts... Credited by STATS, LLC for 349 tackles (243 solo), three sacks, 15 interceptions, 34 passes defended, five forced fumbles and two fumbles recovered through the 2013 season... Made his first pro start in Super Bowl XLII, opening the game as the Patriots' nickelback.

## YEAR-BY-YEAR

### 2013 (REDSKINS)

Inactive with a groin injury vs. PHI (9/9)... Started at strong safety and posted four tackles (two solo) at GB (9/15) before leaving the game with a concussion... Started vs. DET (9/22) and compiled nine tackles (seven solo)... Started at OAK (9/29) and added five solo tackles... Started at DAL (10/13) and notched two tackles (one solo)... Started and compiled four tackles (three solo) vs. CHI (10/20)... After a one-game suspension, started and registered six tackles (four solo) vs. SD (11/3)... Started at MIN (11/7), adding five tackles (three solo) and recording his first interception of the season... Started and registered a team-high seven tackles (all solo) at PHI (11/17)... Started vs. SF (11/25), recording five tackles (four solo) and his first fumble recovery as a Redskin... Started and amassed four tackles (three solo) and an interception vs. NYG (12/1)... Inactive vs. KC (12/8)... Started and notched four tackles (one solo) at ATL (12/15)... Started and posted six tackles (five solo), including his first sack as a Redskin, vs. DAL (12/22)... Started and recorded a team-high eight tackles (all solo) at NYG (12/29) and added his first forced fumble as a Redskin.

### 2012 (REDSKINS)

Missed the first nine games of the season with a knee injury... Made his Redskins debut in a win vs. PHI (11/18), starting at safety and posting seven tackles (three solo), two passes defended and his first interception as a Redskin... Placed on the Reserve/Injured list with a knee injury on Nov. 20.

### 2011 (BEARS)

Played in 11 games, starting four... Registered 19 tackles (six solo)... Had two passes defended... Had season-high seven tackles in Week 4 win vs. Carolina in which he started at free safety.

### 2010 (PATRIOTS)

Played in 16 games with 13 starts... Named to the AFC Pro Bowl team after playing in 16 games with 13 starts and finishing the season with 66 tackles (48 solo) and three interceptions for 39 yards... Came up with a game-clinching interception of Ryan Fitzpatrick at the Patriots 43-yard line with 3:04 left in regulation vs. BUF (9/26) in a 38-30 win... Named AFC Defensive Player of the Week (Week 7) after intercepting two passes at TB (10/15) in London's Wembley Stadium and returning one 39 yards for his first career touchdown in a 35-7 Patriots win... Finished the season with a career-high five interceptions... Made a single-game career best 12 tackles at DEN (10/11)... Led the secondary with a career-high 83 tackles.

### 2009 (PATRIOTS)

Played in 16 games with 16 starts plus one postseason start... Earned his first Pro Bowl berth after starting all 16 games at strong safety and finishing third on the team with 83 total tackles and tying for the team lead with five interceptions. Also added nine passes defended, two forced fumbles and five special teams tackles... Set up a New England touchdown with a pick and a 56-yard return vs. JAX (12/27) in the AFC East-clinching 35-7 victory... Started in the postseason game vs. BAL (1/10) and finished with three tackles and one special teams tackle.

### 2008 (PATRIOTS)

Played in every game and started the final 11 games of the season at safety after opening-day starter Rodney Harrison was placed on injured reserve and went on to lead the Patriots with four interceptions, tying the highest total by a Patriots safety since Lawyer Milloy had six interceptions in 1998... Ranked third on the team with 79 tackles (57 solo), a total that led all Patriots defensive backs, and finished second on the team with nine passes defended... Collected his first NFL interception at the NYJ (9/14), picking off a Brett Favre pass... Played in reserve as the nickel back at SF (10/5) and pulled down his second interception of the season with an acrobatic catch on his back, grabbing a J.T. O'Sullivan pass intended for Delanie Walker... Collected his team-leading third interception of the season, picking off a Jay Cutler pass intended for Darrell Jackson vs. DEN (10/20)... Snared his fourth interception of the season, picking off a Chad Pennington pass intended for Anthony Fasano at MIA (11/23)... Ensured a Patriots' victory with his first career sack, forcing a fumble on a 7-yard sack of Seneca Wallace at SEA (12/7), while tying for the team lead in tackles with nine... Blind-sided Matt Leinart on a 12-yard sack, forcing a fumble that was recovered by Jarvis Green, for his second strip-sack in three games vs. ARI (12/21).

### 2007 (PATRIOTS)

Played in 16 games plus three postseason contests... Played in all 16 regular-season games in his first pro season, making 16 tackles with three passes defended and 13 special teams tackles... Appeared in his first NFL game in the Patriots' win over the NYJ (9/9), playing in a reserve role at safety and made his first tackle on Jets wide receiver Justin McCareins... Registered his first career pass defended, batting down Kyle Boller's downfield attempt intended for Derrick Mason in the Patriots' comeback win at BAL (12/3)... Led the team with four special teams tackles while making three tackles in

coverage as the Patriots completed the NFL's first 16-0 season at the NYG (12/29)... Played in all three of the Patriots' postseason games, including his first NFL start in Super Bowl XLII vs. the NYG (2/3), making three tackles and registering a pass defensed.

## COLLEGE

Started 21 games at strong safety, six at free safety, three at cornerback and one at nickelback during his career... Holds the Miami career-record for tackles by a defensive back with 293 tackles... His 182 solo tackles broke the Miami all-time record for safeties that was held by Bennie Blades (155) and his 77 solo tackles in 2005 broke the old Miami season-record for safeties that was first set by Daryl Reeh (68)...Became the first defensive back to ever lead the Hurricanes in tackles in a season (115 in 2005).

## PERSONAL

Attended Apopka (Fla.) H.S. and led his school to the Florida Class 6A state championship as a senior in 2001 and registered 115 tackles, six interceptions and four touchdowns. Played in the Florida-Georgia All-Star game and was named captain of the defense. Participated in the 2008 Salvation Army Holiday Party at Gillette Stadium with nearly 250 children from the Boston and Providence Salvation Army centers... Was a liberal arts major at Miami... Participated in the Wilson Reading Challenge Finale with his fellow defensive backs in 2013... Has a daughter, Morgan Meriweather, born in 2008... Born Jan. 14, 1984.

## YEAR-BY-YEAR STATS

### DEFENSE

| Year          | Team | G         | GS        | Tack       | Solo       | Sack     | INT       | PD        |
|---------------|------|-----------|-----------|------------|------------|----------|-----------|-----------|
| 2007          | NE   | 16        | 0         | 15         | 10         | 0        | 0         | 3         |
| 2008          | NE   | 16        | 11        | 77         | 57         | 2        | 4         | 9         |
| 2009          | NE   | 16        | 16        | 82         | 53         | 0        | 5         | 9         |
| 2010          | NE   | 16        | 13        | 67         | 48         | 0        | 3         | 6         |
| 2011          | Chi  | 11        | 4         | 32         | 19         | 0        | 0         | 2         |
| 2012          | Was  | 1         | 1         | 7          | 3          | 0        | 1         | 2         |
| 2013          | Was  | 13        | 13        | 69         | 53         | 1        | 2         | 3         |
| <b>Career</b> |      | <b>89</b> | <b>58</b> | <b>349</b> | <b>243</b> | <b>3</b> | <b>15</b> | <b>34</b> |

*\*Tackle stats according to STATS, LLC*

### ADDITIONAL

**Fumbles Forced-Recovered:** 1-0 in 2007, 2-0 in 2008, 2-0 in 2009, 0-1 in 2010, 1-1 in 2013

**INT Touchdowns:** 1 in 2009

### POSTSEASON


| Year          | Team | G        | GS       | Tack      | Solo      | Sack     | INT      | PD       |
|---------------|------|----------|----------|-----------|-----------|----------|----------|----------|
| 2007          | NE   | 3        | 1        | 8         | 5         | 0        | 0        | 1        |
| 2009          | NE   | 1        | 1        | 3         | 2         | 0        | 0        | 0        |
| 2010          | NE   | 1        | 1        | 4         | 3         | 0        | 0        | 1        |
| <b>Career</b> |      | <b>5</b> | <b>3</b> | <b>15</b> | <b>10</b> | <b>0</b> | <b>0</b> | <b>1</b> |

# GABE MILLER

LINEBACKER  
6-3 | 250  
DOB: 12/5/87



2ND NFL SEASON  
OREGON STATE  
LAKE OSWEGO (ORE.) H.S.



## MILESTONES

NFL debut: 9/7/14 (at HOU)

## TRANSACTIONS

Selected by the Kansas City Chiefs in the fifth round (140th overall) of the 2011 NFL Draft... Waived by the Chiefs on August 31, 2012... Added to the Seattle Seahawks' practice squad on September 6, 2012... Released by the Seahawks on September 11, 2012... Added to the Chicago Bears' practice squad on September 17, 2012... Waived by the Chicago Bears on August 25, 2013... Signed to the Washington Redskins' practice squad on December 24, 2013.

## YEAR-BY-YEAR

### 2014 (REDSKINS)

Contributed on special teams in his NFL debut at HOU (9/7) and vs. JAX (9/14).

### 2013 (REDSKINS)

Signed to the Redskins' practice squad in Week 17 as a tight end. Moved to linebacker in the 2014 offseason.

### 2012 (SEAHAWKS/BEARS)

Spent the offseason with the Kansas City Chiefs before being released on Aug. 31... Spent one week in September on Seattle's practice squad... Signed to Chicago's practice squad on Sept. 17 and spent the rest of the season with the Bears.

### 2011 (CHIEFS)

Spent the season on the Chiefs' Reserve/Injured list after suffering a leg injury in the preseason.

## COLLEGE

Played in 47 contests (24 starts) at Oregon State... Opened 17 contests at defensive end and seven at tight end... Compiled 67 tackles (29 solo), 13.0 stops for loss (-69.0 yards), 8.0 sacks (-58.0 yards), a forced fumble, three fumble recoveries and two passes defended... Also caught eight passes for 124 yards (15.5 avg.) with a TD... Started 12 contests as a senior in 2010... Recorded 44 tackles (21 solo), 8.0 tackles for loss (-46.0 yards) and 5.0 sacks (-39.0 yards)... Also had one fumble recovery and two passes defended... Earned honorable mention All-Pac-10 accolades... Named team co-captain... Played in 13 games (five starts) as a junior in 2009... Tallied 23 tackles (eight solo), 5.0 stops for loss (-23.0 yards) and 3.0 sacks (-19.0 yards)... Added one forced fumble and two fumble recoveries... Named second-team All-Pac 10... Appeared in nine games, but did not record a reception in 2008 as a sophomore... Started "No Shave November" for the offensive line, tight ends and quarterbacks, leading to an ESPN College GameDay feature... Named Pac-10 Academic honorable mention... Saw action in 13 games (seven starts) as a redshirt freshman in 2007... Registered eight receptions for 124 yards (15.5 avg.) with a TD... Named All-Pac 10 academic honorable mention... Redshirted as a true freshman in 2006... Graduated with a degree in Construction Engineering.

## PERSONAL


Attended Lake Oswego (Ore.) H.S., where he played linebacker, tight end and running back... Named the 4A Defensive Player of the Year as a linebacker and earned honorable mention accolades at tight end... Ranked a four-star athlete by Rivals.com... Also ran track... Born on Dec. 5, 1987.

## YEAR-BY-YEAR STATS

### DEFENSE

| Year   | Team | G | GS | Tack | Solo | Sack | INT | PD |
|--------|------|---|----|------|------|------|-----|----|
| 2014   | Was  | 2 | 0  | 0    | 0    | 0    | 0   | 0  |
| Career |      | 2 | 0  | 0    | 0    | 0    | 0   | 0  |

\*Tackle stats according to STATS, LLC



# ALFRED MORRIS

**RUNNING BACK**  
5-10 | 224  
DOB: 12/12/88



**3RD NFL SEASON**  
**FLORIDA ATLANTIC**  
**PINE FOREST H.S. (PENSACOLA, FLA.)**

## HONOR ROLL

Pro Bowl selection (2013 season)  
Redskins Walter Payton Man of the Year (2013)  
Second-team *Associated Press* All-Pro (2012)  
PFW/PFWA All-Rookie Team (2012)

## MILESTONES

**NFL debut:** 9/9/12 (at NO)... **First rushing TD:** 9/9/12 (at NO, 1 yard)...  
**First multi-TD game rushing:** 9/9/12 (at NO, 2)... **First 100-yard rushing game:** 9/30/12 (at TB, 113 yards)... **First 200-yard rushing game:** 12/30/12 (vs. DAL, 200 yards)... **First reception:** 9/30/12 (at TB, -4 yards from Robert Griffin III)

## TRANSACTIONS

Selected by the Washington Redskins in the sixth round (173rd overall) of the 2012 NFL Draft.

## PRO

Started all 32 regular season games and one postseason game in his first two NFL seasons from 2012-13... His 2,888 rushing yards from 2012-13 were second in the NFL to only Adrian Peterson. His 2,888 yards in those years rank ninth-most in NFL history among players in their first two seasons... In his debut season, set the Redskins single-season rushing record with 1,613 yards on 335 carries and 13 touchdowns, all team rookie records... His 1,613 rushing yards as a rookie were second-most in the NFL in 2012 behind only MVP Adrian Peterson and were the third-most by a rookie in NFL history, behind Eric Dickerson and George Rogers.

## YEAR-BY-YEAR

### 2014 (REDSKINS)

Started at HOU (9/7), gaining 91 yards on 14 carries (6.5 avg.)... Started vs. JAX (9/14), gaining 85 yards on 22 carries (3.9 avg.) with two touchdowns. Eclipsed the 3,000-yard career rushing mark in his 34th career game, the fastest in team history. Scored his 22nd career rushing touchdown, tying Don Bosseler for ninth in team history.

### 2013 (REDSKINS)

Started all 16 games, rushing 276 times for 1,275 yards (4.6 avg.) with seven touchdowns... Started and rushed 12 times for 45 yards (3.8 avg.) with one touchdown vs. PHI (9/9)... Started and posted his eighth career 100-yard rushing game at GB (9/15), carrying 13 times for 107 yards with a career-high 8.2 avg. per carry... Started vs. DET (9/22) and recorded 73 yards on 15 carries (4.9 avg.) and scored the 15th rushing touchdown of his career on a 30-yard run in the second quarter... Started at OAK (9/29) and registered 71 yards on 16 carries (4.4 avg.)... Started at DAL (10/13) and rushed for 81 yards and matched his then-season high with 16 carries (5.1 avg.). Scored his third rushing touchdown of the season on a career-long 45-yard run in the third quarter... Had game highs in carries (19) and rushing yards (95) vs. CHI (10/20)... Started and rushed for 93 yards on 17 carries (5.5 avg.) and a touchdown at DEN (10/27)... Started and recorded his ninth career 100-yard rushing game vs. SD (11/3), carrying 25 times for 121 yards (4.8

avg.) and a touchdown... Started and posted season highs in rushing attempts (26) and rushing yards (139) at MIN (11/7). The 100-yard game was the 10th of Morris' career, tying him with Clinton Portis for eighth-most 100-yard rushing games in team history. He posted consecutive 100-yard rushing games for the first time since posting three straight in Weeks 12-14 last season... Started and gained 93 yards on 22 carries (4.2 avg.) at PHI (11/17)... Started and gained 52 yards on 14 carries (3.7 avg.) vs. SF (11/25)... Started and rushed 11 times for 26 yards (2.4 avg.) and a touchdown vs. NYG (12/1). Also added career highs in receptions (three) and receiving yards (27)... Started and gained 31 yards on 12 carries (2.6 avg.) vs. KC (12/8)... Started and rushed 18 times for 98 yards (5.4 avg.) at ATL (12/15)... Started and gained 88 yards on 24 carries and added a rushing touchdown vs. DAL (12/22). Became the 13th player in team history to rush for 20 career touchdowns with the Redskins... Started and gained 62 rushing yards on 16 carries (3.9 avg.) at NYG (12/29). Also added two receptions for 21 yards (10.5 avg.).

### 2012 (REDSKINS)

Selected by the Redskins with the draft pick received from Minnesota in exchange for QB Donovan McNabb... Started all 17 games (including postseason) for Washington and rushed 335 times for 1,613 yards and 13 touchdowns, all team rookie records. His 1,613 rushing yards broke Clinton Portis' team record (1,516 in 2005) and were the third highest total by a rookie in NFL history... Named a Pro Bowl Alternate... Started at running back in his NFL debut in a season-opening win at NO (9/9), finishing the game with 28 carries for 96 yards and the first two touchdowns of his career. Became the third Redskins rookie since the merger to score a rushing touchdown in Week 1, joining Michael Westbrook (1995) and Kelvin Bryant (1986)... Started at running back at STL (9/16) and had 16 carries for a team-high 89 yards, in the process becoming the first Redskins running back to post 85-plus-yard games in Weeks 1-2 since Stephen Davis in 1999... Started at running back vs. CIN (9/23), registering 17 rushing attempts for 78 yards and one touchdown on the ground. His third touchdown in the first three weeks made him the first Redskins rookie to score three rushing touchdowns in the first three weeks since Ray McDonald (1967)... Started at running back at TB (9/30), notching his first 100-yard rushing day with 113 yards on 21 carries (5.4 avg.). He and Robert Griffin III became the first pair of rookie teammates in NFL history to each rush for four touchdowns over their team's first four games, according to the Elias Sports Bureau... Started vs. ATL (10/7), and had a then-career-high 115 yards on 18 carries. He joined Eric Dickerson as the only rookies in NFL history to rush for at least 75 yards in each of their team's first five games, according to the Elias Sports Bureau. He joined Larry Brown (1972), John Riggins (1983), George Rogers (1986), Earnest Byner (1991) and Terry Allen (1996) as the only backs in team history since the merger to open a season with at least 75 yards in the first five games of a season... Started and rushed 16 times for 47 yards (2.9 avg.) with a touchdown vs. MIN (10/14)... Started at NYG (10/21) and rushed 22 times for a career-high 120 yards (5.5 avg.), marking his third career 100-yard rushing performance. Also had a career-high two receptions for 10 yards (5.0 avg.). Earned Pepsi Rookie of the Week honors... Started at PIT (10/28) and rushed 13 times for 59 yards (4.5 avg.). Became the first Redskins rookie since at least 1970 to have seven 50-yard rushing games in the first eight games of a season... Started vs. CAR (11/4), and rushed for 76 yards on 13 carries (5.8 avg.). His 793 rushing yards through nine games, the most by a rookie through nine games since Adrian Peterson rushed for 1,081 yards through nine games as a rookie with Minnesota in

2007... Started in a win vs. PHI (11/18) and gained 76 rushing yards on 20 carries, giving him 869 rushing yards through 10 games, making him the 12th NFL rookie since the 1970 AFL-NFL merger to rush for 850 yards or more in the first 10 games of a season. Was the first Redskins rookie to accomplish the feat... Rushed for 113 yards on 24 carries (4.7 avg.) with one touchdown in a Thanksgiving Day win at DAL (11/22)... Started on Monday Night Football vs. NYG (12/3) and rushed for a career-high 124 yards on 22 carries, his fifth 100-yard rushing effort of the season. Morris' five 100-yard rushing games became the most by a Redskins rookie in a single season since the 1970 NFL-AFL merger. With a 19-yard run in the first quarter, he eclipsed 1,000 rushing yards for the season and became the first 1,000-yard rusher for the Redskins since Clinton Portis in 2008. It represents the 23rd 1,000-yard rushing season by a Redskins player in team history and only the second by a rookie. Morris broke the Redskins' record for rushing yards by a rookie with a 16-yard gain in the third quarter that pushed him past Reggie Brooks' former rookie record of 1,063 rushing yards for the Redskins during the 1993 season... Started in a win vs. BAL (12/9) and notched his third straight 100-yard rushing day, being credited with 23 carries for 122 yards and one touchdown. The league later amended his yardage total to 129, a career high. The 100-yard rushing game was his sixth of the season, marking the most 100-yard rushing games in a season by a Redskin since 2008 (Clinton Portis - six). Earned Pepsi Rookie of the Week honors for the performance, his second such award of the season... Started in a win at CLE (12/16) and finished the game with 26 carries for 87 rushing yards and two touchdowns. The two rushing touchdowns gave him nine on the season, surpassing Skip Hicks (eight in 1998) to set the Redskins' record for rushing touchdowns in a rookie season. The game was his' second multi-touchdown game of his career and his first since his NFL debut at New Orleans in Week 1... Started in a win at PHI (12/23) and gained 91 yards on 22 carries with one rushing touchdown. With the touchdown, he tied Pro Football Hall of Famer Charley Taylor for the Redskins' rookie record for total touchdowns in a season (10 in 1964). His 10 touchdowns this season mark the 12th double-digit rushing touchdown season in team history and the first since Clinton Portis in 2007 (11)... Started in a division-clinching win vs. DAL (12/30) and rushed 33 times for 200 rushing yards with three touchdowns, all career highs. Finished the season with 1,613 yards, breaking Clinton Portis' team record for rushing yards in a season (1,516 in 2005). Finished second in the NFL in rushing yards (1,613) and rushing touchdowns (13) this season behind Minnesota's Adrian Peterson and Houston's Arian Foster, respectively. His three rushing touchdowns vs. DAL tied a Redskins' team record, marking the 22nd time a Redskin has rushed for three touchdowns in a game. The 200-yard performance was a Redskins rookie record and the first by a Redskin of any experience level since Gerald Riggs' team-record 221 yards on Sept. 17, 1989, vs. Philadelphia. The game was his seventh 100-yard rushing performance of the season, the most by a Redskin since Portis in 2005 (nine).

## COLLEGE

Left Florida Atlantic as the school's all-time leading rusher, finishing his career with 3,529 career rushing yards... His 733 career carries and 27 career rushing touchdowns are also school records... Also added 30 receptions for 300 yards and four receiving touchdowns in his career... Finished his career with 16 games of 100 rushing yards or more, including six of his final eight games with the program... Played in 47 games at Florida Atlantic, starting 35... Twice named the University and the Athletic Department's 2012 Male Student Athlete of the Year... Was the team's Co-MVP for his play in 2011... As a senior, finished second in the Sun Belt in rushing yards (1,186) and was named second-team All-Sun Belt... As a junior, was 72 yards shy of becoming the first player in FAU history to post consecutive 1,000-yard seasons... As a sophomore in 2009, secured the Sun Belt rushing title and the school record with 1,392 rushing yards... Played for legendary coach Howard Schnellenberger, a former Redskins draft pick.

## YEAR-BY-YEAR STATS

### RUSHING

| Year          | Team | GP        | GS        | Att        | Yds         | Avg        | Lg         | TD        |
|---------------|------|-----------|-----------|------------|-------------|------------|------------|-----------|
| 2012          | Was  | 16        | 16        | 335        | 1613        | 4.8        | 39t        | 13        |
| 2013          | Was  | 16        | 16        | 276        | 1275        | 4.6        | 45t        | 7         |
| 2014          | Was  | 2         | 2         | 36         | 176         | 4.9        | 23         | 2         |
| <b>Career</b> |      | <b>34</b> | <b>34</b> | <b>647</b> | <b>3064</b> | <b>4.7</b> | <b>45t</b> | <b>22</b> |

### RECEIVING

| Year          | Team | GP        | GS        | No        | Yds        | Avg        | Lg        | TD       |
|---------------|------|-----------|-----------|-----------|------------|------------|-----------|----------|
| 2012          | Was  | 16        | 16        | 11        | 77         | 7.0        | 20        | 0        |
| 2013          | Was  | 16        | 16        | 9         | 78         | 8.7        | 17        | 0        |
| 2014          | Was  | 2         | 2         | 0         | 78         | 8.7        | 17        | 0        |
| <b>Career</b> |      | <b>34</b> | <b>34</b> | <b>20</b> | <b>155</b> | <b>7.8</b> | <b>20</b> | <b>0</b> |

### ADDITIONAL

**Fumbles-Lost:** 4-3 in 2012, 4-3 in 2013

### POSTSEASON

| Year              | Team | GP       | GS       | Att       | Yds       | Avg        | Lg        | TD       |
|-------------------|------|----------|----------|-----------|-----------|------------|-----------|----------|
| 2012              | Was  | 1        | 1        | 16        | 80        | 5.0        | 18        | 0        |
| <b>NFL totals</b> |      | <b>1</b> | <b>1</b> | <b>16</b> | <b>80</b> | <b>5.0</b> | <b>18</b> | <b>0</b> |

## CAREER HIGHS

### SINGLE-GAME

|                            |                              |
|----------------------------|------------------------------|
| <b>Carries:</b>            | 33, vs. Dallas (12/30/12)    |
| <b>Rushing Yards:</b>      | 200, vs. Dallas (12/30/12)   |
| <b>Long (Rushing):</b>     | 45t. at Dallas (10/13/13)    |
| <b>Rushing Touchdowns:</b> | 3, vs. Dallas (12/30/12)     |
| <b>Receptions:</b>         | 3, vs. NY Giants (12/01/13)  |
| <b>Receiving Yards:</b>    | 27, vs. NY Giants (12/01/13) |
| <b>Long (Receiving):</b>   | 20, vs. Atlanta (10/07/12)   |

## REDSKINS HISTORY

*Top rushing seasons by yardage in team history:*

| Player                  | Season      | Att.       | Yds          | TD        |
|-------------------------|-------------|------------|--------------|-----------|
| <b>1. ALFRED MORRIS</b> | <b>2012</b> | <b>335</b> | <b>1,613</b> | <b>13</b> |
| 2. Clinton Portis       | 2005        | 352        | 1,516        | 11        |
| 3. Clinton Portis       | 2008        | 342        | 1,487        | 9         |

## REDSKINS ROOKIE RECORDS

| Player (Season)             | Rushing Yards    |
|-----------------------------|------------------|
| <b>ALFRED MORRIS (2012)</b> | <b>1,613</b>     |
| Reggie Brooks (1993)        | 1,063            |
| Player (Season)             | Rushing Attempts |
| <b>ALFRED MORRIS (2012)</b> | <b>335</b>       |
| Mike Thomas (1975)          | 235              |
| Player (Season)             | Rushing TD       |
| <b>ALFRED MORRIS (2012)</b> | <b>13</b>        |
| Skip Hicks (1998)           | 8                |
| Player (Season)             | Total TD         |
| <b>ALFRED MORRIS (2012)</b> | <b>13</b>        |
| Charley Taylor (1964)       | 10               |



## PERSONAL

Played in two all-star games, including the East/West Shrine game... Attended Pine Forest (Fla.) H.S., where he saw action on both sides of the ball... Rushed for 1,049 yards as a senior and recorded 17 touchdowns for the Eagles... Defensively, he recorded 147 tackles and five interceptions... Was named Northwest Florida MVP and first-team All-State and was a game MVP... Participated in the PSA All-Star Game... Was an exercise science major at FAU... Was a consistent member of the FAU Athletic Department's 3.0 GPA list... Son of Yvonne and Ronald Morris... Born in Pensacola, Fla on Dec. 12, 1988... Famously drives a 1991 Mazda 626 — referred to as “The Bentley” — which he purchased from his pastor while in college.

## COMMUNITY

Was named the Redskins' 2013 Walter Payton Man of the Year for his contributions both on the field and in the community. Was so instrumental to the Washington Redskins Charitable Foundation's impact on area children that he contributed at the Leadership Council Meeting to help the Foundation achieve its mission... Participated in a surprise school visit to Glen Forest Elementary School in Fairfax, Va... Helped Macy's send 200 children back to school in style at the Macy's Back to School Shopping Spree... Received the “Role Model of the Year” Award from the National Conference on Citizenship... Attended the Salute to Play 60 Military challenge kickoff event at Joint Base Andrews... Contributed to the High School Football Forum... Volunteered at the All-Star Survivors Celebration at Redskins Park to support women battling breast cancer... Participated in Hometown Huddle, which helps motivate children to be active and adopt healthy eating habits... Participated in the Georgetown Pediatric Halloween Party, dressing up as Captain America and visiting children at Georgetown Hospital... Participated in Coca-Cola's Get the Ball Rolling Flag Football Experience... Worked with his teammates for the Kaiser Thriving Schools Play 60 Mini-Combine... Made a Play 60 Super School visit to Glebe Elementary School... Attended and distributed food at the Redskins' annual Harvest Feast event... Worked as a celebrity waiter for Ryan Kerrigan's Blitz for the Better Foundation fundraising event at Ruth's Chris Steak House... Attended Darrell Green's annual Christmas With The Redskins party... Volunteered during the Smashing Walnuts Foundation fundraiser in honor of Gabriella Miller... Assisted the Washington Redskins Charitable Foundation with the annual Skins Santa Shoppe event to distribute more than 1,000 toys to underserved youth.

# MORGAN MOSES

**TACKLE**  
6-6 | 318  
DOB: 3/3/91



**ROOKIE**  
**VIRGINIA**  
MEADOWBROOK H.S. (RICHMOND, VA.)



## MILESTONES

NFL debut: 9/14/14 (at JAX)

## TRANSACTIONS

Selected by the Washington Redskins in the third round (66th overall) of the 2014 NFL Draft.

## YEAR-BY-YEAR

### 2014 (REDSKINS)

Inactive at HOU (9/7)... Made NFL debut vs. JAX (9/14).

## COLLEGE

Played at Virginia from 2010-13, starting 43 of the 48 career games in which he played — 30 at right tackle and 12 at left tackle... Received All-ACC third-team honors as a senior in 2013 while helping Kevin Parks become the Cavaliers' first 1,000-yard rusher in a season since 2004... Was a Coaches All-ACC honorable mention selection as a junior in 2012, starting 11 of 12 games and helping UVA amass more than 500 yards of total offense multiple times in a season for the first time since 2004... Was one of 13 players to start all 13 games for the Cavaliers in 2011... Appeared in 11 of Virginia's 12 games as a freshman, making his collegiate debut against Richmond. Made first collegiate start against UNC, becoming the seventh true freshman nationally to start at offensive tackle in 2010 when he started at right tackle against the Tar Heels.

## PERSONAL

Attended Meadowbrook H.S. in Richmond, Va., and also played prep football at Fork Union Military Academy in 2009... Two-time all-state, all-region and all-district selection... Two-time Richmond Times-Dispatch first-team All-Met selection... Was a Parade and SuperPrep All-American who was rated as a four-star prospect by Rivals.com and Scout.com... Listed as the No. 2 player in Virginia for the class of 2009 by Rivals.com... Son of Marion and Morris Moses... Born March 3, 1991.

## YEAR-BY-YEAR STATS

### GAMES/STARTS

| Year          | Team | G        | GS       |
|---------------|------|----------|----------|
| 2014          | Was  | 1        | 0        |
| <b>Career</b> |      | <b>1</b> | <b>0</b> |

# SANTANA MOSS

WIDE RECEIVER  
5-10 | 193  
DOB: 6/1/79



14TH NFL SEASON  
MIAMI (FLA.)

CAROL CITY H.S. (MIAMI GARDENS, FLA.)



## HONOR ROLL

Offensive Captain (2011)  
Pro Bowl selection (2005 season)  
Second team *Associated Press* All-Pro (2005)  
Media Good Guy Award (2013)

## MILESTONES

**NFL debut:** 11/18/01 (at MIA)... **Redskins debut:** 9/11/05 (vs. CHI)... **100th NFL game:** 10/5/08 (at PHI)... **100th career start:** 11/29/09 (at PHI)... **First reception:** 12/02/01 (vs. NE, 33 yards from Vinny Testaverde)... **First receiving TD:** 10/06/02 (vs. KC, 27 yards from Chad Pennington)... **First multi-TD game receiving:** 11/02/03 (vs. NYG, 3)... **First 100-yard receiving game:** 10/20/02 (vs. MIN, 111 yards)... **First 150-yard receiving game:** 11/07/04 (at BUF, 157)... **First PR TD:** 10/27/02 (vs. CLE, 63 yards)... **First postseason receiving TD:** 1/4/03 (vs. IND, 4 yards from Chad Pennington)... **First postseason 100-yard receiving game:** 1/8/05 (at SD, 100 yards)... **First postseason PR TD:** 1/15/05 (at PIT, 75 yards)... **500th career reception:** 1/3/10 (at SD, 8 yards from Jason Campbell)... **5,000th career receiving yard:** 11/18/07 (at DAL, 14 yards from Jason Campbell)... **10,000th career receiving yard:** 11/17/13 (at PHI, 28 yards from Robert Griffin III)... **50th career receiving touchdown:** 12/12/10 (vs. TB, 6 yards from Donovan McNabb)

## TRANSACTIONS

Originally selected by the New York Jets in the first round (16th overall) of the 2001 NFL Draft... Traded to the Washington Redskins in exchange for WR Laveranues Coles on March 10, 2005... Re-signed by the Redskins on July 27, 2011... Re-signed by the Redskins on March 13, 2014.

## PRO

Enters 2014 having played in 187 career games with 135 starts... Owns 722 career receptions for 10,167 receiving yards (14.1 avg.) and 66 touchdowns through the 2013 season... Has played in nine postseason games with five starts and totaled 36 receptions for 446 yards (12.4 avg.) and four touchdowns... Played first four professional seasons (2001-04) with the New York Jets and his last nine NFL campaigns with the Redskins (2005-13)... Enters 2014 ranking third in Redskins history in career receptions (571), fourth all-time in receiving yards (7,751) and seventh in receiving touchdowns (47)... Owns the Washington record for receiving yards in a single season (1,483 yards in 2005)... Led the Redskins in receiving yards in each of his first six seasons with the team (2005-10)... Has 113 career punt returns for 1,274 yards (11.3 avg.) with three touchdowns... Has been named Player of the Week on five occasions (three for offense and two for special teams)... Enters 2014 as one of only six active players to reach 10,000 career receiving yards (Reggie Wayne, Andre Johnson, Steve Smith, Larry Fitzgerald and Anquan Boldin).

## YEAR-BY-YEAR

### 2014 (REDSKINS)

Inactive at HOU (9/7) and vs. JAX (9/14).

### 2013 (REDSKINS)

Played in all 16 games, making one start. Compiled 42 receptions for 452 yards (10.8 avg.) and two touchdowns on the season... Had five receptions for 54 yards (10.8 avg.) vs. PHI (9/9). Also added a nine-yard punt return... Caught three passes for 41 yards and a receiving touchdown at GB (9/15)... Posted 77 receiving yards on seven receptions (11.0 avg.) vs. DET (9/22)... Saw action as a reserve at OAK (9/29)... Caught two passes for 42 yards at DAL (20/13), surpassing the 7,500-yard mark with the Redskins, joining Art Monk, Charley Taylor and Gary Clark as the only players in team history to reach the milestone... Saw action in a reserve role vs. CHI (10/20)... Caught two passes for 20 yards (10.0 avg.) at DEN (10/27)... Became the ninth active player to reach 700 receptions vs. SD (11/3), catching one pass for two yards. Also added one rush for 18 yards... At MIN (11/7), gained 13 yards on one reception, the 550th of his tenure in Washington, which passed Gary Clark (549) for third-most in team history... Caught two passes for 41 yards (20.5 avg.) at PHI (11/17), in the process becoming the seventh active player to reach 10,000 career receiving yards... Recorded three receptions for 27 yards (9.0 avg.) vs. SF (11/25). Also added a 13-yard punt return... Caught one pass for 15 yards and returned four punts for 35 yards (8.8 avg.) vs. NYG (12/1). Also added a 10-yard rushing attempt... Caught three passes for 30 yards (10.0 avg.) vs. KC (12/8)... Caught eight passes for 64 yards (8.0 avg.) and a late three-yard touchdown from Kirk Cousins at ATL (12/15). The touchdown was his 48th total touchdown as a Redskin, moving him into the Top 10 in team history... Caught two passes for 13 yards (6.5 avg.) vs. DAL (12/22). Returned three punts for 25 yards (11.7 avg.)... Started in a three-receiver set at NYG (12/29) and caught two passes for 13 yards (6.5 avg.). Also tied a career high with five punt returns, gaining 23 yards.

### 2012 (REDSKINS)

Played in all 16 regular season games with one start... Caught 41 passes for 573 yards (14.0 avg.) with a team-high eight receiving touchdowns, the third-best season touchdown total of his career... Started at wide receiver and caught three passes for 47 yards in a season-opening win at NO (9/9)... Caught three passes for 14 yards at STL (9/16)... Caught his first touchdown pass of the season on a three-yard out from Robert Griffin III vs. CIN (9/23), his only catch of the game... Had three catches for 33 yards at TB (9/30), including two crucial catches for 22 yards on the game-winning drive... Vs. ATL (10/7), caught two passes for a team-high 80 yards and one touchdown. His first reception was a 77-yard score in the fourth quarter to give the team a late lead on Kirk Cousins' first career touchdown pass. The catch was the 650th of his career. His second catch was the 500th reception of his tenure with the Redskins, making him the fourth player in team history to reach the milestone... Had a team-high four receptions for 46 yards vs. MIN (10/14)... Caught three passes for 67 yards (22.3 avg.) with two touchdowns at NYG (10/21). The first touchdown reception was his 40th as a Redskin; the second was the 60th in career (including his time with the Jets), making him the 70th player in NFL history with 60 receiving touchdowns. Was his eighth career game with two or more receiving touchdowns... Had four receptions for 21 yards (5.3 avg.) and caught a touchdown at PIT (10/28). His five receiving touchdowns through eight games matched the Redskins' individual season high from 2011 (Jabar Gaffney - five)... Had one catch for two yards vs. CAR (11/4)... Had one catch for a 61-yard touchdown in a win vs. PHI (11/18) and, in the process, became the ninth active receiver to reach 9,500 career receiving yards... Caught four passes for 42 yards (10.5 avg.), including an acrobatic catch in the end zone for a six-yard touch-

down reception in a Thanksgiving Day win at DAL (11/22)... Appeared at wide receiver in a win vs. NYG (12/3) on Monday Night Football... Caught three passes for 52 yards in a win vs. BAL (12/9)... Caught five passes for 57 yards (11.4 avg.) in a win at CLE (12/16)... Caught two passes for 26 yards (13.0 avg.) and caught his eighth touchdown of the season in a win at PHI (12/23). The touchdown was Moss' 45th as a member of the Redskins. Moss is one of only seven Redskins to catch 45 touchdowns with the organization... Had two catches for 22 yards (11.0 avg.) and one rush for two yards in a division-clinching win vs. DAL (12/30)... Had three catches for 19 yards (6.3 avg.) in NFC Wild Card Round vs. SEA (1/6).

#### 2011 (REDSKINS)

Started at wide receiver vs. NYG (9/11), adding 76 yards on a team-high six receptions (12.7 avg.)... Started at wide receiver vs. ARI (9/18) and caught five passes for 61 yards (12.2 avg.) and a touchdown, coming on the 600th reception of his career... Started at wide receiver at DAL (9/26) and caught five passes for a game-high 70 yards... Started at wide receiver at STL (10/2) and caught five passes for 39 yards (7.8 avg.) and one touchdown... Started at wide receiver vs. PHI (10/16) and caught two passes for 38 yards (19.0 avg.)... Started at wide receiver at CAR (10/23) and caught two passes for 17 yards (8.5 avg.) before getting injured in the first half... Was inactive at BUF (10/30), vs. SF (11/6), at MIA (11/13), and vs. DAL (11/20) with a hand injury... Started at wide receiver at SEA (11/27) and caught four passes for 29 yards (7.3 avg.)... Started at wide receiver vs. NYJ (12/4) and caught five passes for 42 yards (8.4 avg.). He became the fourth-leading receiver in Redskins history during the game... Started at wide receiver vs. NE (12/11) and caught three passes for 81 yards (27.0 avg.) and a touchdown. The touchdown reception was his 37th as a member of the Redskins, which tied him with Ricky Sanders for seventh-most in team history... Started at wide receiver at NYG (12/18) and caught two passes for 40 yards (20.0 avg.) and a touchdown. The touchdown moved him into sole possession of seventh-place in team history... Started at wide receiver vs. MIN (12/24) and caught four passes for 46 yards (11.5 avg.)... Started at wide receiver at PHI (1/12) and caught three passes for 45 yards (15.0 avg.).

#### 2010 (REDSKINS)

Started all 16 regular season games... Finished the season with a team-leading 93 receptions for 1,115 yards and six touchdowns... Marked the sixth consecutive year he has led the team in receiving yards... Started at wide receiver and tied Chris Cooley for a team-high six receptions vs. DAL (9/12). Was second on the team with 77 receiving yards (12.8 avg.), including a 17-yard reception... Opened the game at wide receiver vs. HOU (9/19) and led the team in catches and yards with 10 for 89 (8.9 avg.). The 10 receptions were a season high... Led the team for the third consecutive game in receptions with six and amassed a season high 124 yards (20.7 avg.) at STL (9/26). Hauled in a 21-yard touchdown as well as a 56-yard pass in the game... Started at wide receiver at PHI (10/3), but was held to no catches and one rushing attempt for five yards... Tied Chris Cooley for a team-high seven receptions and led the team in receiving yards with 118 (16.9 avg.) vs. GB (10/10). Had a long catch of 52 yards, which was a game high... In back-to-back weeks, led the team with eight receptions totaling 77 yards (9.6 avg.) vs. IND (10/17)... For the third consecutive week, hauled in a team-high 63 yards on five receptions (12.6 avg.) at CHI (10/24). Also added in a 24-yard touchdown pass in the first quarter... Caught a team-high six passes for 56 yards (9.3 avg.) at DET (10/31), including a long of 18 yards... Started at wide receiver and had three catches for 28 yards (9.3 avg.) vs. PHI (11/15)... Hauled in six receptions for a team-high 106 yards (17.7 avg.) at TEN (11/21). Caught a 5-yard touchdown pass in the first quarter and had a long reception of 48 yards... Tied Chris Cooley for a team-high five grabs while amassing 40 yards (8.0 avg.) vs. MIN (11/28)... Started at wide receiver at NYG (12/5) and made two receptions for 24 yards (12.0 avg.)... Had a game-high seven catches and led the team with 82 yards (11.7 avg.) vs. TB (12/12). Made a six-yard touchdown catch in the fourth quarter and had a long grab of 22 yards... Led the team with eight receptions on 72 receiving yards (9.0 avg.) at DAL (12/19). Hauled in two touchdown passes of 10 and

five yards in the third and fourth quarter, respectively. This marked the first game that he had two or more touchdowns since 10/1/06 vs. JAX when he totaled three touchdown receptions... Tied Chris Cooley for a team-high five catches and led the team with 85 receiving yards (17.0 avg.) at JAX (12/26), including a long pass of 38 yards... Hauled in a game-high nine receptions for a team-leading 74 yards (8.2 avg.) vs. NYG (1/2).

#### 2009 (REDSKINS)

Started all 16 regular season games... Finished the season with a team-leading 70 receptions for 902 yards and three touchdowns... Caught five passes for 47 yards at ATL (11/8), passing the 7,000 career receiving yard mark, one of only 15 active players (107 in NFL history) to accomplish the feat... Caught four passes for 28 yards and a touchdown at PHI (11/29), a game that marked his 100th career start... Caught six passes for 55 yards at SD (1/4), with his last reception marking his 500th career catch... Caught a season-high 10 passes for a career-high 178 yards and a touchdown at DET (9/27)... Caught two passes for 74 yards and a touchdown vs. TB (10/4), including a game-winning, season-long 59-yard touchdown catch in the third quarter, which marked the 18th catch of his career to cover at least 50 yards, 13 of which have gone for touchdowns... Prior to Moss, the last Redskins player to have touchdown catches of at least 50 yards in consecutive games was wide receiver Gary Clark on Dec. 6 and Dec. 13, 1987.

#### 2008 (REDSKINS)

Started in all 16 regular season games... Finished second on the Redskins in receptions (79) and led the team in receiving yards (1,044) and touchdown receptions (6)... Tied for eighth in the NFC in receptions (79)... Was eighth in the NFC and 14th in the NFL receiving yards (1,044)... Had the third 1,000-yard receiving season of his career (second as a member of the Redskins)... Tied for 12th in the NFC in touchdown receptions (6)... Had three games with 100 or more yards receiving vs. New Orleans (9/14), at DAL (9/28) and at DET (10/26)... Totaled 16 plays of 20 or more yards from scrimmage (15 receptions and one rushing play in 2008)... Had a receiving touchdown in six consecutive games dating back to the 2007 regular season and postseason - vs. ARI (9/21/08); vs. NO (9/14/08); at NYG (9/4/08); at SEA (1/5/08); vs. DAL (12/30/07) and at MIN (12/23/07)... His sixth straight game with a receiving touchdown against ARI (9/21) tied a club record with WR Bobby Mitchell, who accomplished this feat in 1964... Marked the second-longest touchdown streak of Moss' career (had seven straight games with a receiving touchdown from October 12 - November 23, 2003)... Had a team-high seven receptions for 164 yards vs. New Orleans (9/14) - marking the second-highest single-game yardage total of his career... Hauled in the go-ahead 67-yard touchdown reception in the fourth quarter against the Saints... Posted seven receptions for 75 yards, including the go-ahead 17-yard touchdown reception against ARI (9/21)... Had a 50-yard touchdown catch among his season-high nine receptions for 140 yards at DET (10/26)... Returned just his second punt of the season for an 80-yard touchdown at DET (10/26) and was named NFC Special Teams Player of the Week (fifth overall career honor for Player of the Week, three for offense and two for special teams)... Marked his third career punt return for a touchdown (and first as a member of the Redskins) in the regular season and his first since November 3, 2002 at SD... Became the first Redskins player to return a punt for a touchdown since Antwaan Randle El vs. Indianapolis... Became the first player since Chicago's Devin Hester in 2007 to record an 80-yard punt return for a score and a 50-yard touchdown reception in the same game.

#### 2007 (REDSKINS)

Started in 14 regular season games and one postseason contest at SEA (1/5)... Missed two games with a heel injury vs. DET (10/7) and vs. PHI (11/11)... Led all Redskins wide receivers in receptions (61), receiving yards (808) and touchdowns (3)... Recorded a season-high nine receptions for 121 yards at DAL (11/18)... Totaled eight catches for 115 yards and one touchdown vs. DAL (12/30).

## 2006 (REDSKINS)

Had 55 receptions for 790 yards (14.4 avg.) and six touchdowns... Recorded his third career three-touchdown game against JAX (10/1), which included the overtime game-winning 68-yard touchdown reception... Named co-winner of the B.J. Blanchard Award (along with DE Phillip Daniels) – an honor given annually to a Redskins player who best helps the local media do their job.

## 2005 (REDSKINS)

Started all 16 regular season games... Earned his first trip to the Pro Bowl... Led the Redskins in receptions (84), receiving yards (1,483) and average yards per catch (17.7) and was second on the team with nine touchdowns... Had a career high in receptions (84) and receiving yards (1,483)... Established a new franchise record for the most receiving yards in a single-season with 1,483 (previous mark of 1,436 was set by Bobby Mitchell in 1963)... Finished second in the NFL in receiving yards behind Carolina's Steve Smith and was sixth in the NFC and 10th in the NFL in receptions... Hauled in two touchdown receptions of 39 and 70 yards, respectively, from QB Mark Brunell in the final 3:46 of regulation to lead the Redskins to a thrilling 14-13 victory at DAL (9/19)... Is ranked fifth in club history in receptions in a single season (84)... Also tied for eighth in club history in receiving touchdowns in a single season (9)... Finished with five receptions for 159 yards (31.8 avg.) to lead Washington to its first win over Dallas at Texas Stadium since 1995... Earned NFC Offensive Player of the Week honors twice: at DAL (9/19) and against the NYG (12/24)... Tied his career high with 10 receptions for a career-high 173 yards and two touchdowns at KC (10/16)... Posted longest touchdown reception (78 yards) of his career at KC (10/16).

## 2004 (JETS)

Played in 15 regular season games and two playoff contests... Tied for second on the Jets (Jerald Sowell) with 45 receptions and led the team with 838 yards (18.6 avg.) and five touchdowns.

## 2003 (JETS)

Caught 74 passes for 1,105 yards (fifth in the AFC) and became just the sixth player in Jets history to catch 10 touchdowns in a season... Played in 16 regular season games with 12 starts... Crossed over the 1,000-yard receiving mark for the first time in his career as he caught five passes for 52 yards and returned one punt for eight yards against NE (12/20)... Caught three passes for 67 yards, including a 48-yard TD pass that set a new Jets record for the most consecutive games with a TD reception (six) at IND (11/16).

## 2002 (JETS)

Played in 15 games, with three starts... Led the AFC with a 16.5-yard average on 25 punt returns including two touchdowns... Had 30 receptions for 433 yards (14.4 avg.) and four touchdowns.

## 2001 (JETS)

Was inactive for 11 games due to torn cartilage in his left knee, an injury suffered in training camp... Returned after surgery to play in five games and finished the season with two receptions for 40 yards and six punt returns for 82 yards.

## COLLEGE

Owns the University of Miami's all-time record with 2,546 receiving yards, topping the old mark of 2,423 yards set by Michael Irvin (1985-87)... Played in 41 games with 31 starts from 1997-2000. Was an All-Big East Conference first-team choice as a senior... Became the first player to earn Big East Offensive and Special Teams Player of the Year honors in the same season... Was a standout performer on Miami's track team and captured both the triple jump and the long jump at the 2000 Big East Conference Outdoor Track & Field Championships... Named the Most Outstanding Field Per-

## YEAR-BY-YEAR STATS

### RECEIVING

| Year          | Team | GP         | GS         | No         | Yds          | Avg         | Lg         | TD        |
|---------------|------|------------|------------|------------|--------------|-------------|------------|-----------|
| 2001          | NYJ  | 5          | 0          | 2          | 40           | 20          | 33         | 0         |
| 2002          | NYJ  | 15         | 3          | 30         | 433          | 14.4        | 47         | 4         |
| 2003          | NYJ  | 16         | 12         | 74         | 1105         | 14.9        | 65t        | 10        |
| 2004          | NYJ  | 15         | 14         | 45         | 838          | 18.6        | 69t        | 5         |
| 2005          | Was  | 16         | 16         | 84         | 1483         | 17.7        | 78t        | 9         |
| 2006          | Was  | 14         | 14         | 55         | 790          | 14.4        | 68t        | 6         |
| 2007          | Was  | 14         | 14         | 61         | 808          | 13.2        | 49         | 3         |
| 2008          | Was  | 16         | 16         | 79         | 1044         | 13.2        | 67t        | 6         |
| 2009          | Was  | 16         | 16         | 70         | 902          | 12.9        | 59t        | 3         |
| 2010          | Was  | 16         | 16         | 93         | 1115         | 12          | 56         | 6         |
| 2011          | Was  | 12         | 12         | 46         | 584          | 12.7        | 49t        | 4         |
| 2012          | Was  | 16         | 1          | 41         | 573          | 14          | 77t        | 8         |
| 2013          | Was  | 16         | 1          | 42         | 452          | 10.8        | 28         | 2         |
| <b>Career</b> |      | <b>187</b> | <b>135</b> | <b>722</b> | <b>10167</b> | <b>14.1</b> | <b>78t</b> | <b>66</b> |

### RUSHING

| Year          | Team | GP         | GS         | Att       | Yds        | Avg        | Lg        | TD       |
|---------------|------|------------|------------|-----------|------------|------------|-----------|----------|
| 2001          | NYJ  | 5          | 0          | 1         | -6         | -6         | -6        | 0        |
| 2002          | NYJ  | 15         | 3          | 7         | 48         | 6.9        | 14        | 0        |
| 2003          | NYJ  | 16         | 12         | 10        | 67         | 6.7        | 25        | 0        |
| 2004          | NYJ  | 15         | 14         | 6         | 18         | 3          | 12        | 0        |
| 2005          | Was  | 16         | 16         | 3         | -3         | -1         | 3         | 0        |
| 2006          | Was  | 14         | 14         | 7         | 82         | 11.7       | 35        | 0        |
| 2007          | Was  | 14         | 14         | 3         | 13         | 4.3        | 11        | 0        |
| 2008          | Was  | 16         | 16         | 1         | 27         | 27         | 27        | 0        |
| 2009          | Was  | 16         | 16         | 2         | 8          | 4          | 6         | 0        |
| 2010          | Was  | 16         | 16         | 5         | -6         | -1.2       | 7         | 0        |
| 2011          | Was  | 12         | 12         | 0         | 0          | -          | -         | 0        |
| 2012          | Was  | 16         | 1          | 3         | 14         | 4.7        | 12        | 0        |
| 2013          | Was  | 16         | 1          | 3         | 25         | 8.3        | 18        | 0        |
| <b>Career</b> |      | <b>187</b> | <b>135</b> | <b>51</b> | <b>287</b> | <b>5.6</b> | <b>35</b> | <b>0</b> |

### KICK RETURN

| Year          | Team | KR       | Yds       | Avg         | Lg        | TD       |
|---------------|------|----------|-----------|-------------|-----------|----------|
| 2001          | NYJ  | 0        | 0         | -           | -         | 0        |
| 2002          | NYJ  | 0        | 0         | -           | -         | 0        |
| 2003          | NYJ  | 0        | 0         | -           | -         | 0        |
| 2004          | NYJ  | 0        | 0         | -           | -         | 0        |
| 2005          | Was  | 0        | 0         | -           | -         | 0        |
| 2007          | Was  | 1        | 12        | 12.0        | 12        | 0        |
| 2008          | Was  | 1        | 26        | 26.0        | 26        | 0        |
| 2009          | Was  | 0        | 0         | -           | -         | 0        |
| 2013          | Was  | 1        | 15        | 15.0        | 15        | 0        |
| <b>Career</b> |      | <b>3</b> | <b>53</b> | <b>17.7</b> | <b>26</b> | <b>0</b> |

### PUNT RETURN

| Year          | Team | PR         | Yds         | Avg         | Lg         | TD       |
|---------------|------|------------|-------------|-------------|------------|----------|
| 2001          | NYJ  | 6          | 82          | 13.7        | 23         | 0        |
| 2002          | NYJ  | 25         | 413         | 16.5        | 63t        | 2        |
| 2003          | NYJ  | 30         | 332         | 11.1        | 47         | 0        |
| 2004          | NYJ  | 27         | 225         | 8.3         | 46         | 0        |
| 2005          | Was  | 7          | 40          | 5.7         | 14         | 0        |
| 2007          | Was  | 0          | 0           | -           | -          | 0        |
| 2008          | Was  | 6          | 124         | 20.7        | 80t        | 1        |
| 2009          | Was  | 11         | 52          | 4.7         | 11         | 0        |
| 2013          | Was  | 18         | 130         | 7.2         | 18         | 0        |
| <b>Career</b> |      | <b>130</b> | <b>1398</b> | <b>10.8</b> | <b>80t</b> | <b>3</b> |

### ADDITIONAL

**Fumbles-Lost:** 2-0 in 2002, 4-2 in 2003, 2-0 in 2004, 3-1 in 2005, 2-0 in 2006, 2-2 in 2007, 1-1 in 2008, 2-1 in 2009, 3-2 in 2010, 2-1 in 2012, 2-2 in 2013

former for the 2000 Big East Outdoor Track & Field championships and won the 1999 Big East Indoor 60-meter championship, while establishing a conference record (6.83)... Was a member of the 400-meter relay team that captured first place at the 1999 Big East Outdoor Track & Field Championships.

## PERSONAL

Earned third team All-State honors following his senior season at Carol City (Fla.) H.S. after leading the team with 25 receptions for 600 yards and 12 touchdowns as a senior, and amassing 450 yards on 12 kickoff returns with one touchdown... Ran track and was a two-time state champion in the triple jump... Set a school record in the triple jump with a leap of 48'6" and won the state title in the long jump during his junior season... Majored in liberal arts at the University of Miami... In 2002, he and brother Sinorice started the Moss Foundation, which is dedicated to strengthening and improving, physically and spiritually, the children in America... In 2009, through the Washington Redskins Charitable Foundation participated in Hometown Huddle, played video games with U.S. troops stationed overseas with Pro vs. GI Joe, handed out coats to needy local youth with Randle El Warms Up Washington's Youth... In 2008, participated in a national public service announcement in conjunction with the National Football League and the United Way for the 1st Down for Fitness program – an initiative that promotes importance of young kids staying fit by exercising... Hosted the Moss Brothers Celebrity Weekend in Miami for the past decade along with his brother Sinorice - a weekend focused on visiting and spending time with youth in South Florida. The weekend includes a cookout, a football clinic, a charity basketball or softball game and an autograph session with current and former NFL and NBA players... In the offseason, Moss' training regimen includes martial arts and a kick-boxing program... Has two sons, Santana, Jr. and Savion, and two daughters, Saniya and Sienna.

## CAREER HIGHS

### SINGLE-GAME

|                                |   |
|--------------------------------|---|
| <b>Receptions:</b>             | 10, four times, last vs. Houston (09/19/10) |
| <b>Receiving Yards:</b>        | 178, at Detroit (09/27/09)                  |
| <b>Long (Receiving):</b>       | 78t, twice, last vs. Atlanta (10/07/12)     |
| <b>Receiving Touchdowns:</b>   | 3, three times, last at JAX (10/01/06)      |
| <b>Carries:</b>                | 3, at Minnesota (09/11/06)                  |
| <b>Rushing Yards:</b>          | 33, vs. Tennessee (10/15/06)                |
| <b>Long (Rushing):</b>         | 35, vs. Tennessee (10/15/06)                |
| <b>Kick Returns:</b>           | 1, twice, last vs. Cleveland (10/19/08)     |
| <b>Kick Return Yards:</b>      | 26, vs. Cleveland (10/19/08)                |
| <b>Kick Return Long:</b>       | 26, vs. Cleveland (10/19/08)                |
| <b>Punt Returns:</b>           | 5, twice, last at NYG (12/29/13)            |
| <b>Punt Return Yards:</b>      | 116, at San Diego (11/03/02)                |
| <b>Punt Return Long:</b>       | 80t, at Detroit (10/26/08)                  |
| <b>Punt Return Touchdowns:</b> | 1, three times, last at DET (10/26/08)      |

### SINGLE-SEASON

|                                |                          |
|--------------------------------|--------------------------|
| <b>Receptions:</b>             | 93 (2010)                |
| <b>Receiving Yards:</b>        | 1,483 (2005)             |
| <b>Receiving Touchdowns:</b>   | 10 (2003)                |
| <b>Carries:</b>                | 10 (2003)                |
| <b>Rushing Yards:</b>          | 82 (2006)                |
| <b>Kick Returns:</b>           | 1 (twice, 2007 and 2008) |
| <b>Kick Return Yards:</b>      | 26 (2008)                |
| <b>Punt Returns:</b>           | 30 (2003)                |
| <b>Punt Return Yards:</b>      | 413 (2002)               |
| <b>Punt Return Touchdowns:</b> | 2 (2002)                 |

## POSTSEASON STATS

### POSTSEASON RECEIVING

| Year              | Team | GP       | GS       | No        | Yds        | Avg         | Lg         | TD       |
|-------------------|------|----------|----------|-----------|------------|-------------|------------|----------|
| 2001              | NYJ  | 1        | 0        | 1         | 20         | 20.0        | 20         | 0        |
| 2002              | NYJ  | 2        | 0        | 9         | 87         | 9.7         | 17         | 1        |
| 2004              | NYJ  | 2        | 2        | 8         | 131        | 16.4        | 47t        | 1        |
| 2005              | Was  | 2        | 2        | 9         | 121        | 13.4        | 39         | 1        |
| 2007              | Was  | 1        | 1        | 6         | 68         | 11.3        | 30t        | 1        |
| 2012              | Was  | 1        | 0        | 3         | 19         | 6.3         | 10         | 0        |
| <b>NFL totals</b> |      | <b>9</b> | <b>5</b> | <b>36</b> | <b>446</b> | <b>12.4</b> | <b>47t</b> | <b>4</b> |

### POSTSEASON RUSHING

| Year          | Team | No       | Yds       | Avg         | Lg        | TD       |
|---------------|------|----------|-----------|-------------|-----------|----------|
| 2002          | NYJ  | 2        | 32        | 16.0        | 25        | 0        |
| 2005          | Was  | 2        | 12        | 6.0         | 11        | 0        |
| <b>Career</b> |      | <b>4</b> | <b>44</b> | <b>11.0</b> | <b>25</b> | <b>0</b> |

### POSTSEASON KICK RETURN

| Year          | Team | KR       | Yds       | Avg         | Lg        | TD       |
|---------------|------|----------|-----------|-------------|-----------|----------|
| 2001          | NYJ  | 2        | 40        | 20.0        | 21        | 0        |
| <b>Career</b> |      | <b>2</b> | <b>40</b> | <b>20.0</b> | <b>21</b> | <b>0</b> |

### POSTSEASON PUNT RETURN

| Year          | Team | PR       | Yds       | Avg         | Lg         | TD       |
|---------------|------|----------|-----------|-------------|------------|----------|
| 2002          | NYJ  | 2        | 6         | 3.0         | 6          | 0        |
| 2004          | NYJ  | 5        | 83        | 16.6        | 75t        | 1        |
| <b>Career</b> |      | <b>7</b> | <b>89</b> | <b>12.7</b> | <b>75t</b> | <b>1</b> |

## REDSKINS ALL-TIME RECEPTIONS

| PLAYER              | TOTAL      | YEARS          |
|---------------------|------------|----------------|
| Art Monk            | 888        | 1980-93        |
| Charley Taylor      | 649        | 1964-77        |
| <b>SANTANA MOSS</b> | <b>567</b> | <b>2005-13</b> |
| Gary Clark          | 549        | 1985-92        |

## REDSKINS ALL-TIME RECEIVING YARDS

| PLAYER              | TOTAL        | YEARS          |
|---------------------|--------------|----------------|
| Art Monk            | 12,026       | 1980-93        |
| Charley Taylor      | 9,110        | 1964-77        |
| Gary Clark          | 8,732        | 1985-92        |
| <b>SANTANA MOSS</b> | <b>7,725</b> | <b>2005-13</b> |
| Bobby Mitchell      | 6,492        | 1962-68        |

## REDSKINS 1,000-YARD SEASONS

| PLAYER              | TOTAL    | YEARS               |
|---------------------|----------|---------------------|
| Gary Clark          | 5        | 1986-87, 89-91      |
| Art Monk            | 5        | 1984-86, 89, 91     |
| Henry Ellard        | 3        | 1994-96             |
| <b>SANTANA MOSS</b> | <b>3</b> | <b>2005, 08, 10</b> |

## REDSKINS TEAM LEADER

*Most seasons leading the Redskins in receiving yards:*

| PLAYER              | TOTAL     | YEARS                   |
|---------------------|-----------|-------------------------|
| Charley Taylor      | 8         | 1966-69, 72-75          |
| Art Monk            | 6         | 1980, 81, 84-85, 89, 91 |
| <b>SANTANA MOSS</b> | <b>6*</b> | <b>2005-10</b>          |
| Hugh Taylor         | 6*        | 1949-54                 |

\*consecutive



# TRENT MURPHY

LINEBACKER

6-5 | 258

DOB: 12/20/90



ROOKIE  
STANFORD

BROPHY COLLEGE PREP (PHOENIX, ARIZ.)

## MILESTONES

NFL debut: 9/7/14 (at HOU)

## TRANSACTIONS

Selected by the Washington Redskins in the second round (47th overall) of the 2014 NFL Draft.

## YEAR-BY-YEAR

### 2014 (REDSKINS)

Contributed on defense and special teams in NFL debut at HOU (9/7) and vs. JAX (9/14).

## COLLEGE

Played at Stanford from 2009-13, starting 42 of the 44 career games in which he appeared... Finished career with 32.5 career sacks (third in Stanford history) and 52.5 career tackles for loss (fifth)... Was a consensus All-American as a redshirt senior in 2013, earning first-team honors from Walter Camp, AFCA, FWAA, SI.com, ESPN.com, Phil Steele and The Sporting News, as well as second-team honors from the Associated Press, USA Today, Athlon Sports and CBSSports.com after leading the nation with 15.0 sacks. Team captain recorded 62 tackles (37 solo), two forced fumbles, six pass breakups and one blocked kick in addition to adding a 30-yard interception return for touchdown against Washington State... Was an All-Pac-12 performer at defensive end in 2012, starting all 14 games and leading the Cardinal with 10.0 sacks, the program's most since 2004. Notched his first career interception at Washington and returned it 40 yards for a touchdown. Earned the Jack Huston Award for exceptional performance and unheralded efforts... Started all 13 games and posted 40 tackles and 6.5 sacks in 2011... Limited by injury to two games in 2010 after not appearing in game action in 2009... Also participated in track and field in spring 2011, throwing a 158-5 in discus at the Payton Jordan Invitational.

## PERSONAL

Attended Brophy College Preparatory in Phoenix, where he was the Arizona Republic All-State Defensive Player of the Year in 2008... Posted 59 tackles, 9.5 sacks, three fumble recoveries and two blocked field goals as a team captain as a senior... Helped team to runner-up Arizona Division 5A1 finish as a senior one year after winning a state title as a junior... Also lettered in basketball and track. Was a state champion in discus after throwing 193, a school record... Rated as the nation's 41st-best strong side defensive end and 19th-best recruit in Arizona by Rivals.com... Majored in science, technology and society and minored in political science... Hobbies include team roping, volunteering, steer wrestling, fishing and spending time with family... Full name: Trenton Allen Murphy... Son of Jerry and Laurie Murphy... Older sister, Kayli, played basketball at Arizona State... Born Dec. 20, 1990.

## YEAR-BY-YEAR STATS

### DEFENSE

| Year          | Team | G        | GS       | Tack     | Solo     | Sack     | INT      | PD       |
|---------------|------|----------|----------|----------|----------|----------|----------|----------|
| 2014          | Was  | 1        | 0        | 0        | 0        | 0        | 0        | 0        |
| <b>Career</b> |      | <b>1</b> | <b>0</b> | <b>0</b> | <b>0</b> | <b>0</b> | <b>0</b> | <b>0</b> |

\*Tackle stats according to STATS, LLC



# BRIAN ORAKPO

LINEBACKER  
6-4 | 257  
DOB: 7/31/86



6TH NFL SEASON  
TEXAS

LAMAR H.S. (HOUSTON, TEXAS)

## HONOR ROLL

Three-time Pro Bowler (2009, 2010, 2013 seasons)  
PFW/PFWA All-Rookie Team (2009)

## MILESTONES

**NFL debut:** 9/13/09 (at NYG)... **First sack:** 9/27/09 (at DET, Matthew Stafford)... **First multi-sack game:** 11/15/09 (vs. DEN, 1.5)... **First FF:** 12/13/09 (at OAK, JaMarcus Russell)... **First FR:** 10/30/11 (at BUF, Ryan Fitzpatrick)... **30th sack:** 9/15/13 (at Green Bay, Aaron Rodgers)... **First INT:** 10/20/13 (vs. CHI, Jay Cutler)... **First INT TD:** (10/20/13, 29 yards, Jay Cutler)

## TRANSACTIONS

Selected by the Washington Redskins in the first round (13th overall) of the 2009 NFL Draft... Signed franchise tender on March 27, 2014.

## PRO

Enters 2014 having played in 64 career regular season games with 64 starts... Credited by STATS, LLC with 231 tackles (156 solo), 39.5 sacks, six forced fumbles, three fumble recoveries and one interception (returned for a touchdown) through the 2013 season... In 2009, earned a Pro Bowl berth and set a Redskins rookie record for sacks and led all NFL rookies in sacks (11)... Led or tied for the team lead in sacks in each of his first three seasons with the Redskins before spending most of 2012 on the Reserve/Injured list... Climbed to fifth on the Redskins' all-time sack list with 39.5 in his first five NFL seasons from 2009-13.

## YEAR-BY-YEAR

### 2014 (REDSKINS)

Started at HOU (9/7), registering four tackles (two solo) in his hometown... Started vs. JAX (9/14), registering two solo tackles and a sack. Became the fifth player in team history to reach 40 sacks with the Redskins.

### 2013 (REDSKINS)

Started all 16 games one season removed from injury, earning his third career Pro Bowl berth after leading Washington with 10.0 sacks... Also added the first interception and first touchdown of his career... Started at outside linebacker and had three solo tackles vs. PHI (9/9)... Started at GB (9/15) and registered five tackles (five solo) with one sack, pushing him past the 30-sack milestone for his career... Started and had five tackles (two solo) vs. DET (9/22)... Started at OAK (9/29), registering four tackles (three solo), two passes defended and two sacks... Started and helped hold the Cowboys to their lowest offensive yardage total in 45 games at DAL (10/13)... Started vs. CHI (10/20), and in addition to his four tackles (two solo), he added the first interception of his career, which he returned 29 yards for his first career touchdown. The pick was the first of his life at any level... Started and recovered a Peyton Manning fumble to set up a Redskins touchdown at DEN (10/27)... Started and recorded five tackles (two solo) vs. SD (11/3)... Started at MIN (11/7), recording three tackles (two solo) including a sack... Started at PHI (11/17) and recorded five tackles (four solo) including 1.5 sacks... Started vs. SF (11/25) and posted three tackles (two solo), including a sack

that pushed him past Dave Butz (35.5) for fifth-most on the team's all-time sack list... Started vs. NYG (12/1), posting six tackles (four solo) and two sacks... Started and registered seven tackles (five solo) vs. KC (12/8)... Started and posted a team-high eight tackles (career-high six solo) including 1.5 sacks and a fumble recovery at ATL (12/15)... Started and contributed two solo tackles vs. DAL (12/22) before leaving the game with an injury... Inactive with a groin injury at NYG (12/29).

### 2012 (REDSKINS)

Played in and started two games before suffering a season-ending injury to his pectoral... Was credited by the coaching staff with eight tackles (six solo) in those games... Started at outside linebacker at NO (9/9), adding two solo tackles and three passes defended in a season-opening win... Started at outside linebacker at STL (9/16) and registered three tackles and a sack-fumble before leaving the game with an injury... Placed on the Reserve/Injured list on Sept. 18.

### 2011 (REDSKINS)

Started in all 16 games... Led the team in sacks (9.0) for the third consecutive season... Finished with 66 tackles (40 solo)... Named the NFC's Defensive Player of the Week during Week 4 after posting five tackles, 2.5 sacks, one forced fumble and three quarterback hits... Started at right outside linebacker and recorded three tackles (two solo) vs. NYG (9/11). Also recorded the first field goal block of his career... Started at right outside linebacker vs. ARI (9/18) and finished with one solo tackle, one sack and a forced fumble... Started at right outside linebacker at DAL (9/26) and recorded one tackle... Started at right outside linebacker at STL (10/2) and recorded five tackles (four solo), 2.5 sacks and one forced fumble, earning NFC Defensive Player of the Week honors for Week 4... Started at right outside linebacker vs. PHI (10/17) and recorded six tackles (three solo) and one pass defended... Started at right outside linebacker at CAR (10/23) and recorded seven tackles (three solo) and one sack... Started at right outside linebacker at BUF (10/30) and recorded six tackles (four solo) and one fumble recovery... Started at right outside linebacker vs. SF (11/6) and recorded five tackles (four solo) and one sack... Started at right outside linebacker at MIA (11/13) and recorded two tackles (two solo)... Started at right outside linebacker vs. DAL (11/20) and recorded six tackles (four solo)... Started at right outside linebacker at SEA (11/27) and recorded four tackles (three solo), one sack and one pass defended... Started at right outside linebacker vs. NYJ (12/4) and recorded four tackles (three solo) and one pass defended... Started at right outside linebacker vs. NE (12/11) and recorded one solo tackle... Started at right outside linebacker at NYG (12/18) and recorded two tackles, one sack and one pass defended... Started at right outside linebacker vs. MIN (12/24) and recorded nine tackles (three solo)... Started at right outside linebacker at PHI (1/1/12) and recorded three tackles (one solo) and one forced fumble.

### 2010 (REDSKINS)

Played and started in 15 regular season games... Amassed 78 tackles (62 solo), 8.5 sacks and one forced fumble... Named to his second Pro Bowl... Led the team in sacks (8.5)... Started at linebacker vs. DAL (9/12) and recorded two tackles (two solo) as well as three quarterback pressures. Forced a holding penalty which negated what would have been the game tying touchdown with time expiring in the fourth quarter. Helped hold the Dallas offense to seven points. Contributed to a rush defense which held both Marion Barber and Felix Jones under 40 yards rushing... Started at line-



backer vs. HOU (9/19). Totaled six tackles (six solo) and a sack. His sack of quarterback Matt Schaub marked the 12th of his career. Also added a pass defended... Started at linebacker at STL (9/26). Had seven tackles (six solo) and one sack. This marked the first time he has had sacks in consecutive games since Weeks 9 and 10 of 2009... Started at linebacker and had six tackles (six solo) at PHI (10/3). Also had two quarterback hurries. Helped limit running back LeSean McCoy to 64 rushing yards... Started at linebacker vs. GB (10/10) and had five tackles (five solo) and two sacks. Became the first Redskin to register multiple sacks in the same game since Andre Carter had two in Week 14 of the 2009 season at OAK... Started at linebacker vs. IND (10/17) and totaled three tackles (three solo), one sack, four quarterback pressures and one forced fumble... Started at linebacker at CHI (10/24) and totaled six tackles (five solo), two sacks and three quarterback pressures. This marked the third consecutive game in which he recorded a sack, the first time in his career he has done so... Started at outside linebacker at DET (10/31). Had six tackles (three solo), including one for a loss, and three quarterback pressures... Started at outside linebacker vs. PHI (11/15). Had nine tackles (six solo) and half a sack... Started at outside linebacker at TEN (11/21). Registered seven tackles (six solo), including two tackles for a loss. Also had two quarterback pressures... Started at outside linebacker vs. MIN (11/28). Amassed six tackles (six solo) and one sack. His sack in the second quarter gave him 8.5 on the season, coupled with his 11 as a rookie last year, he became the first Redskin since Ken Harvey in 1996 and 1997 to register at least eight sacks in consecutive seasons... Started at outside linebacker at NYG (12/5). Totaled six tackles (four solo) and one quarterback pressure... Started at outside linebacker vs. TB (12/12). Had three tackles (one solo) and three quarterback pressures... Started at outside linebacker at DAL (12/19) and had two tackles before leaving the game in the second quarter with an injured hamstring and groin... Declared inactive at JAX (12/26) with an injured hamstring... Started at outside linebacker vs. NYG (1/2). Totaled four tackles (three solo) and three quarterback pressures.

### 2009 (REDSKINS)

Played and started in 16 regular season games... Totaled 61 tackles (40 solo), 11 sacks and four tackles for loss... Named to the Pro Bowl... Finished fourth in balloting for the Associated Press Defensive Rookie of the Year award... Set a Redskins rookie record for sacks (11), surpassing the previous high of six shared by Dean Hamel (1985) and Andre Collins (1990)... Led all NFL rookies in sacks (11)... Finished tied for fourth in the NFC and tied for seventh in the NFL in sacks (11)... Became just the 13th rookie over the last 15 years to record a double-digit sack season... Made the seamless transition from playing the defensive end position in college to the linebacker position in his rookie NFL season... Recorded first career sack against DET (9/27)... Became the first Redskin rookie to have at least a half-sack in four straight games (at DET, 9/27; vs. TB, 10/4; at CAR, 10/11 and vs. KC, 10/18)... Posted two sacks at ATL (11/8), marking the first multi-sack game of his career... Tied a club record with four sacks at OAK (12/13)... Became the first NFL rookie to record four sacks in a game since Cornelius Bennett on Dec. 27, 1987... His 44 yards lost on the four sacks at OAK were the most in one game since the statistic began being tracked in 1994... Earned the Pepsi NFL Rookie of the Week award for his performance at OAK... Coupled with Andre Carter's two sacks at OAK (12/13) the pair became only the second duo in Redskins history to combine for six sacks in the same game, joining Phillip Daniels and Marcus Washington, who accomplished that feat on December 18, 2005.

### COLLEGE

Won the Nagurski Trophy (nation's top defensive player), Lombardi Award (nation's top lineman), Hendricks Award (nation's top defensive end) and was a finalist for the Lott Trophy (defensive IMPACT player of the year) in 2008... One of the strongest members of the Longhorn team who was named the nation's top workout warrior by ESPN; he bench presses 515 pounds, squats 600 pounds and power cleans 380 pounds... A unanimous first-team All-America selection by the American Football Coaches Association,

Associated Press, Football Writers Association of America, Sporting News and Walter Camp Football Foundation... The consensus Big 12 Defensive Player of the Year and unanimous first-team All-Big 12 selection; was also named a 2008 preseason Playboy All-American... Posted 132 tackles (93 solo), 22 sacks (tied for 10th on UT's all-time list), 38 tackles for a loss, 62 pressures, six passes defended, six forced fumbles and one fumble recovery during his career... Was named the Lott Trophy IMPACT Player of the week twice for his performances against Arkansas and No. 1 Oklahoma... Battled a knee injury for the entire 2007 season, but capped the year by earning Defensive MVP honors at the Holiday Bowl... Earned one of UT's Frank Medina Rehabilitation Awards and was named one of the Longhorns' Outstanding Defensive Ends during his junior year... Named one of the Lowe's Most Improved Defensive Players following his sophomore season after recording 26 tackles, six tackles for loss and 4.5 sacks... Was named Defensive Freshman of the Year and first-team Freshman All-America by The Sporting News... Earned Big 12 Defensive Freshman of the Year from the league's coaches and The Sporting News... Also earned honorable mention All-Big 12 honors from the Big 12 coaches after recording 27 tackles and four tackles for loss during his freshman season... A key member of a 2005 UT defense that ranked 10th nationally in total defense (302.9 ypg), eighth in scoring defense (16.4 ppg), eighth in passing defense (172.0 ypg) and 33rd in rushing defense (130.9 ypg).

### PERSONAL

A member of UT's Athletic Director's Honor Roll (Spring 2008) and was a prep honor roll student who posted better than a 3.0 GPA... Graduated with a degree in youth and community studies in May 2009... Played for the Lamar (Texas) H.S. Redskins under Coach Tom Nolan and was a three-year letterman and starter at defensive end as a sophomore, junior and senior... A two-time first-team all-district selection and was part of a Lamar squad that posted at least nine victories all three years (29-8 record)... Posted 36 tackles, 12 TFL and nine sacks but missed one-third of games due to injury... Was active in Texas' community service program and participated in the Teen Summit program, promoting voting as a part of the youth council... Tabbed second-team All-Greater Houston and first-team all-district 18-5A as a junior and senior... Also played high school basketball during his freshman through junior years... Born in Houston, Texas.

### COMMUNITY

Annually hosts The Brian Orakpo Leukemia Golf Classic to raise money for the National Capital Area Chapter of the Leukemia and Lymphoma Society... In 2011, helped Fuel Up to Play 60 encourage students to play for 60 minutes daily and fuel up with healthy foods... Helped make a child's dream come true with Make-A-Wish Foundation... In 2010, participated in the A.C.E.S. Foundation Bowling Fundraiser, 'Stuff a Backpack' School Supply Distribution Event, Redskins Read Book Club, Fuel Up to PLAY 60 and a PLAY 60 Super School Visit... During his rookie season, participated in the "1st Down for Fitness," which focused on healthy eating and active lifestyles among area youth. Also helped area high school football players focus on being successful on the field, in the classroom and in the workplace during the "4th & Life High School Football Forum"... Was featured on the cover of Washington Life Magazine, along with Washington Nationals All-Star third baseman Ryan Zimmerman and D.C. United midfielder Santino Quaranta in the summer of 2009... Son of Gloria and Arthur... Has a brother, Michael, who played collegiately at Colorado State and Texas State, and a sister, Jennifer... Married to his wife, Bitura, and has one son, Brian Jr., and one daughter, Brianna.

## CAREER HIGHS

### SINGLE-GAME

|                           |   |
|---------------------------|---|
| <b>Total Tackles:</b>     | 8, twice, last at Atlanta (12/15/13)      |
| <b>Solo Tackles:</b>      | 6, at Atlanta (12/15/13)                  |
| <b>Sacks:</b>             | 4, at Oakland (12/13/09)                  |
| <b>Interceptions:</b>     | 1, vs. Chicago (10/20/13)                 |
| <b>Passes Defensed:</b>   | 3, at New Orleans (09/09/12)              |
| <b>Forced Fumbles:</b>    | 1, six times, last time at STL (09/19/12) |
| <b>Fumble Recoveries:</b> | 1, three, last at Atlanta (12/15/13)      |

### SINGLE-SEASON

|                           |                    |
|---------------------------|--------------------|
| <b>Total Tackles:</b>     | 60 (2011 and 2013) |
| <b>Solo Tackles:</b>      | 43 (2013)          |
| <b>Sacks:</b>             | 11 (2009)          |
| <b>Passes Defensed:</b>   | 5 (2011)           |
| <b>Forced Fumbles:</b>    | 3 (2011)           |
| <b>Fumble Recoveries:</b> | 2 (2013)           |

## YEAR-BY-YEAR STATS

### DEFENSE


| Year          | Team | G         | GS        | Tack       | Solo       | Sack        | INT      | PD        |
|---------------|------|-----------|-----------|------------|------------|-------------|----------|-----------|
| 2009          | Was  | 16        | 16        | 50         | 37         | 11          | 0        | 2         |
| 2010          | Was  | 15        | 15        | 56         | 36         | 8.5         | 0        | 2         |
| 2011          | Was  | 16        | 16        | 60         | 35         | 9           | 0        | 5         |
| 2012          | Was  | 2         | 2         | 5          | 5          | 1           | 0        | 3         |
| 2013          | Was  | 15        | 15        | 60         | 43         | 10          | 1        | 4         |
| 2014          | Was  | 2         | 2         | 6          | 4          | 1           | 0        | 0         |
| <b>Career</b> |      | <b>66</b> | <b>66</b> | <b>237</b> | <b>160</b> | <b>40.5</b> | <b>1</b> | <b>16</b> |

*\*Tackle stats according to STATS, LLC*

### ADDITIONAL

**Fumbles Forced-Recovered:** 1-0 in 2009, 1-0 in 2010, 3-1 in 2011, 1-0 in 2012, 0-2 in 2013

**INT Touchdowns:** 1 in 2013



# NILES PAUL

**TIGHT END**  
6-1 | 241  
DOB: 8/9/89



**4TH NFL SEASON**  
**NEBRASKA**  
**NORTH H.S. (OMAHA, NEB.)**

## MILESTONES

**NFL debut:** 9/11/11 (vs. NYG)... **First reception:** 10/23/11 (at CAR, 14 yards from John Beck)... **First receiving TD:** 11/22/12 (at DAL, 29 yards from Robert Griffin III)

## TRANSACTIONS

Selected by the Washington Redskins in the fifth round (155th overall) of the 2011 NFL Draft.

## PRO

Former wide receiver who made the transition to tight end in 2012 and is one of the league's premier gunners in punt coverage... Handled kick return duties down the stretch run of Washington's 2012 NFC East championship season... One of the league's most lethal punt coverage gunners... Enters 2014 having previously appeared in 44 games with 10 starts... Had 14 catches for 228 yards (16.3 avg.) and one touchdown through 2013.

## YEAR-BY-YEAR

### 2014 (REDSKINS)

Registered career highs at HOU (9/7) with four receptions for 86 yards and a career-long 48-yard reception... Caught a two-yard touchdown pass in the midst of recording career highs in receptions (eight) and receiving yards (99) vs. JAX (9/14).

### 2013 (REDSKINS)

Played in 15 games, making four starts... Caught four passes for 51 yards (12.8 avg.) and contributed significantly on special teams... Saw action in a reserve role and on special teams vs. PHI (9/9), at GB (9/15) and vs. DET (9/22)... Caught two passes for 20 yards (10.0 avg.) at OAK (9/29)... Had a nine-yard kick return at DAL (10/13)... Contributed on offense and special teams vs. CHI (10/20) and at DEN (10/27)... Started in a three-tight-end set vs. SD (11/3), catching one pass for six yards and adding a 24-yard kickoff return... Returned three kickoffs for 74 yards (24.7 avg.) at MIN (11/7)... Returned one kickoff for 23 yards at PHI (11/17)... Returned six kickoffs for 102 yards (17.0 avg.), both career highs, vs. SF (11/25)... Inactive with an illness vs. NYG (12/1)... Started at fullback and caught one pass for 25 yards vs. KC (12/8). Also returned eight kickoffs for 179 yards (22.4 avg.) including a season-long 39-yard return... Saw action at ATL (12/15), vs. DAL (12/22) and at NYG (12/29).

### 2012 (REDSKINS)

Played in 16 regular season games with four starts, posting career highs in receptions (eight), receiving yards (152) and receiving touchdowns (one)... Saw action on special teams and at tight end in a season-opening win at NO (9/9)... Started at tight end — his first career start at that position — and had three receptions for 13 yards (4.3 avg.)... Saw action at tight end and on special teams vs. CIN (9/23)... Played at tight end and on special teams, catching one pass for 30 yards on a flea flicker at TB (9/30)... Started at tight end and played special teams vs. ATL (10/7)... Played tight end and special teams and had a highlight-reel hit on punt returner Marcus Sherels vs. MIN (10/14)... Saw action at tight end at NYG (10/21) and had his first career rushing attempt for -1 yard... Saw action as a reserve at PIT (10/28),

catching one pass for a career-long 37 yards... Had one catch for 22 yards vs. CAR (11/4)... Started at tight end and played on special teams in a win vs. PHI (11/18)... Had one catch in a Thanksgiving Day win at DAL (11/22), hauling in a 29-yard pass from Robert Griffin III for the first touchdown of his career... Started and had one reception for no gain in a win vs. NYG on Monday Night Football (12/3). Also returned a kickoff 39 yards in the second quarter, a career long... Had two kick returns for 37 yards (18.5) in a win vs. BAL (12/9)... Saw action at tight end and on special teams in a win at CLE (12/16)... Had one catch for 21 yards and three kick returns for 56 yards (18.7 avg.) in a win at PHI (12/23)... Had three kick returns for 98 yards (30.7 avg.) with a long of 48 in a division-clinching win vs. DAL (12/30). The 48-yard return was the longest by an NFL player listed as a tight end since 1981 (56, Chicago's Emery Moorehead)... Had five kickoff returns for 97 yards (19.4 avg.) in NFC Wild Card Round vs. SEA (1/6).

### 2011 (REDSKINS)

Saw action on special teams in his first career game and fielded one punt for zero yards vs. NYG (9/11)... Saw action on special teams vs. ARI (9/18) and recorded one tackle... Saw action on special teams at DAL (9/26)... Saw action at wide receiver and on special teams (10/2) and recorded three special teams tackles (two solo)... Saw action on special teams vs. PHI (10/16)... Started at wide receiver at CAR (10/23) and caught two passes for 25 yards (12.5 avg.)... Saw action at wide receiver and on special teams at BUF (10/30)... Saw action at wide receiver and on special teams vs. SF (11/6) and had one kick return for 15 yards... Was inactive at MIA (11/13), vs. DAL (11/20) and at SEA (11/27) with an injury... Saw action at wide receiver and on special teams vs. NYJ (12/4)... Saw action at wide receiver and on special teams vs. NE (12/11)... Saw action at wide receiver and on special teams at NYG (12/18). Had the first rushing attempt of his career, gaining seven yards... Started at wide receiver vs. MIN (12/24) and was held without a catch... Saw action at wide receiver and on special teams at PHI (1/1/12).

## CAREER HIGHS

### SINGLE-GAME

|                              |   |
|------------------------------|---|
| <b>Receptions:</b>           | 8, vs. Jacksonville (9/14/14)             |
| <b>Receiving Yards:</b>      | 99, vs. Jacksonville (9/14/14)            |
| <b>Long (Receiving):</b>     | 48, at Houston (09/07/14)                 |
| <b>Receiving Touchdowns:</b> | 1, twice, last vs. Jacksonville (9/14/14) |
| <b>Carries:</b>              | 1, at NY Giants (10/21/12)                |
| <b>Rushing Yards:</b>        | -1, at NY Giants (10/21/12)               |
| <b>Kick Returns:</b>         | 6, vs. San Francisco (11/25/13)           |
| <b>Kick Return Yards:</b>    | 102, vs. San Francisco (11/25/13)         |
| <b>Long (Kick Return):</b>   | 48, vs. Dallas (12/30/12)                 |

### SINGLE-SEASON

|                              |                   |
|------------------------------|-------------------|
| <b>Receptions:</b>           | 12 (2014)         |
| <b>Receiving Yards:</b>      | 185 (2014)        |
| <b>Receiving Touchdowns:</b> | 1 (2012 and 2014) |

## COLLEGE

In four seasons at Nebraska, played in 46 games, with 29 starts and totaled 103 receptions for 1,532 yards (14.9 avg.) and five touchdowns... Ranks sixth in school history in receptions (103) and fifth in receiving yards (1,532)... Also had 77 kickoff returns for 1,887 yards (24.5 avg.) and two touchdowns and 60 punt returns for 647 yards (10.8 avg.) and one touchdown... Ranks fifth in school history with 4,122 all-purpose yards... As a senior, earned All-Big 12 Conference second team by the league's coaches... Started 12 games a wide receiver and finished second on the team with 39 receptions for 516 yards (13.2 avg.) and one touchdown... Gained 160 yards on 14 punt returns (11.4 avg.) and 464 kickoff return yards and one touchdown on 19 attempts (24.4 avg.)... His 100-yard kickoff return for a touchdown vs. Oklahoma State tied for the second-longest run back in school history... Finished second on the team with 1,154 all-purpose yards (96.2 ypg)... As a junior, earned All-Big 12 Conference first-team honors as an all-purpose back by The NFL Draft Reports and second-team accolades from the Kansas City Star, Fort Worth Star-Telegram, San Antonio News-Express and Dallas Morning News... Totaled 40 receptions for 796 yards (19.9 avg.), which was the fifth-best yardage total in school history... Had nine receptions for 35 yards or longer... Returned 28 punts for 407 yards (10.7 avg.) and one touchdown... Also returned 16 kickoffs for 446 yards (27.9 avg.)... Totaled 1,697 all-purpose yards, the eighth-best season total in school history... Played in all 13 games, with four starts as a sophomore... Finished with 23 receptions for 214 yards (9.3 avg.)... Registered 969 kickoff return yards, which ranked third in school history and 10th in conference history... Played in seven games as a freshman, catching one pass for six yards. Also had an eight-yard kickoff return.

## PERSONAL

Attended North (Neb.) H.S.... As a senior, caught 46 passes for 814 yards and 13 touchdowns, while also averaging more than 18 yards per punt return... Named a first-team All-Nebraska and first-team All-Metro selection by the Omaha World-Herald and a first-team Super-State pick by the Lincoln Journal Star... One of 58 players selected as a Parade All-American... As a junior, earned All-State honors from the Lincoln Journal Star and All-Metro accolades from the World-Herald... Rated as one of the top 20 receiving prospects in the nation by both Rivals.com and Scout.com... Led the West team in receiving in the U.S. Army All-American Game in San Antonio... In track, won the 110-meter dash as a senior... Led the Vikings to the Class A state track title in 2006 by winning four gold medals... Captured the Class A titles in the 110- and 300-meter hurdles and was part of all-class gold medal teams in the 4x100 and 4x400-meter relays... In 2013, participated in the Fuel Up To Play 60 Football Clinic and volunteered in the Macy's Back to School Shopping Spree... In 2012, joined fans at the annual Draft Day Party at FedExField as well as the team's 80th Anniversary Thank You Tour... Coached students at the WRCF and Coca-Cola "Play 60 Flag Football Clinic" as part of the Live Positively: Get the Ball Rolling initiative... Dressed up in costume and visited with children at the WRCF "Pediatric Halloween Party"... Joined WRCF and local Marines to distribute more than 1,000 "Touchdown for Tots" toys to underserved area youth at the annual "Skins Santa Shoppe"... In 2011, helped distribute 3,500 whole turkeys and Thanksgiving food baskets at FedExField to Prince George's County residents in need during the team's annual Harvest Feast... Helped the Washington Redskins Charitable Foundation collect new children's books for distribution to underprivileged children in the Washington, D.C. area... Majored in communication studies and sociology, earning second-team Academic All-Big 12 in 2008 and was also on the Big 12 Commissioner's Spring Academic Honor Roll... Is the nephew of former Green Bay Packers running back Ahman Green.

## YEAR-BY-YEAR STATS

### RECEIVING

| Year          | Team | GP        | GS        | No        | Yds        | Avg         | Lg        | TD       |
|---------------|------|-----------|-----------|-----------|------------|-------------|-----------|----------|
| 2011          | Was  | 13        | 2         | 2         | 25         | 12.5        | 14        | 0        |
| 2012          | Was  | 16        | 4         | 8         | 152        | 19          | 37        | 1        |
| 2013          | Was  | 15        | 4         | 4         | 51         | 12.8        | 25        | 0        |
| 2014          | Was  | 2         | 0         | 12        | 185        | 15.4        | 48        | 1        |
| <b>Career</b> |      | <b>46</b> | <b>10</b> | <b>26</b> | <b>413</b> | <b>15.9</b> | <b>48</b> | <b>2</b> |

### RUSHING

| Year          | Team | GP        | GS        | No       | Yds      | Avg      | Lg       | TD       |
|---------------|------|-----------|-----------|----------|----------|----------|----------|----------|
| 2011          | Was  | 13        | 2         | 1        | 7        | 7        | 7        | 0        |
| 2012          | Was  | 16        | 4         | 1        | -1       | -1       | -1       | 0        |
| 2013          | Was  | 15        | 4         | 0        | 0        | 0        | 0        | 0        |
| 2014          | Was  | 2         | 0         | 0        | 0        | 0        | 0        | 0        |
| <b>Career</b> |      | <b>46</b> | <b>10</b> | <b>2</b> | <b>6</b> | <b>3</b> | <b>7</b> | <b>0</b> |

### KICK RETURN

| Year          | Team | KR        | Yds      | Avg        | Lg          | TD       |
|---------------|------|-----------|----------|------------|-------------|----------|
| 2011          | Was  | 1         | 0        | 15         | 15.0        | 0        |
| 2012          | Was  | 13        | 0        | 283        | 21.8        | 0        |
| 2013          | Was  | 20        | 0        | 411        | 20.6        | 0        |
| <b>Career</b> |      | <b>34</b> | <b>0</b> | <b>709</b> | <b>20.9</b> | <b>0</b> |

### PUNT RETURN

| Year          | Team | PR       | Yds      | Avg      | Lg       | TD       |
|---------------|------|----------|----------|----------|----------|----------|
| 2011          | Was  | 1        | 0        | 0        | 0        | 0        |
| 2012          | Was  | 0        | 0        | -        | -        | 0        |
| 2013          | Was  | 0        | 0        | -        | -        | 0        |
| <b>Career</b> |      | <b>1</b> | <b>0</b> | <b>0</b> | <b>0</b> | <b>0</b> |

### ADDITIONAL

**Fumbles-Lost:** 1-0 in 2012, 1-1 in 2014

### POSTSEASON

2012 (WAS): 1 G



# LOGAN PAULSEN

**TIGHT END**  
6-5 | 261  
DOB: 2/26/87



**5TH NFL SEASON**  
UCLA  
CHAMINADE COLLEGE PREP (WEST HILLS, CALIF.)

## MILESTONES

**NFL debut:** 9/26/10 (at STL)... **First reception:** 12/05/10 (at NYG, 9 yards from Donovan McNabb)... **First receiving TD:** 12/12/10 (vs. TB, 1 yard from Donovan McNabb)... **First postseason receiving TD:** 1/6/13 (vs. SEA, 4 yards from Robert Griffin III)

## TRANSACTIONS

Signed as a college free agent by the Washington Redskins on April 29, 2010... Re-signed with the Redskins as a restricted free agent on March 13, 2013.

## PRO

Enters 2014 having played in 59 career regular season games with 30 starts in four seasons with the Redskins from 2010-13... Compiled 66 career receptions for 723 yards (11.0 avg.) and five touchdowns through the 2013 season... Also had a four-yard touchdown reception in his postseason debut (1/6/13 vs. SEA).

## YEAR-BY-YEAR

### 2014 (REDSKINS)

Started and caught two passes at HOU (9/7)... Started vs. JAX (9/14), helping block for the Redskins 191 rushing yards.

### 2013 (REDSKINS)

Started at tight end vs. PHI (9/9)... Caught two passes for 13 yards (6.5 avg.) at GB (9/15)... Started and registered four receptions for 51 yards (12.8 avg.) vs. DET (9/22)... Started and caught two passes for 46 yards (23.0 avg.) including a career-long 33-yard reception at OAK (9/29)... Started at DAL (10/13), helping the Redskins compile more than 200 yards both passing and rushing... Started and helped the Redskins amass 499 total yards vs. CHI (10/20)... Started at DEN (10/27)... Started in a three-tight-end set vs. SD (11/3) and caught three passes for nine yards (3.0 avg.)... Started and gained three yards on two receptions including his first touchdown of the season at MIN (11/7)... Played on offense and special teams at PHI (11/17) and did so in a start vs. SF (11/25)... Started vs. NYG (12/1) and caught three passes for 41 yards, including a 19-yard touchdown... Started and caught three passes for 44 yards including a seven-yard touchdown vs. KC (12/8)... Started and caught three passes for 21 yards (7.0 avg.) at ATL (12/15)... Caught two passes for seven yards (3.5 avg.) vs. DAL (12/22)... Started and registered four receptions for 32 yards (8.0 avg.) at NYG (12/29).

### 2012 (REDSKINS)

Played in all 16 regular season games, starting 10... Set career highs in receptions (25) and receiving yards (308) and caught one touchdown... Played special teams and tight end in the season-opening win at NO (9/9), catching one pass for 22 yards for a crucial third-down conversion in the final few minutes of an eight-point win... Saw action at tight end and on special teams at STL (9/16), vs. CIN (9/23), at TB (9/30), vs. ATL (10/7) and vs. MIN (10/14)... Started at NYG (10/21) and caught four passes for 76 yards (19.0 avg.), both career highs... Started at PIT (10/28) and caught four passes for 43 yards (10.8 avg.). Had a career-long 31-yard reception... Started and caught five passes for 59 yards (11.8 avg.) vs. CAR (11/4)... Started and

caught one pass for a 17-yard touchdown, his first of the season, in a win vs. PHI (11/18). The touchdown was his first since 12/12/10 against Tampa Bay... Started and had two receptions for 11 yards in a Thanksgiving Day win at DAL (11/22)... Started and had one reception for 11 yards in a win vs. NYG on Monday Night Football (12/3)... Started and had one catch for eight yards in a win vs. BAL (12/9)... Started and caught four passes for 47 yards (11.8 avg.) in a win at CLE (12/16)... Started and had one catch for six yards in a win at PHI (12/23)... Started and had one catch for eight yards in a division-clinching win vs. DAL (12/30)... Made his first career playoff appearance vs. SEA (1/6) in the NFC Wild Card Round and caught two passes for 15 yards, including his first career postseason touchdown reception.

### 2011 (REDSKINS)

Saw action at tight end and on special teams vs. NYG (9/11), vs. ARI (9/18), at DAL (9/26), at STL (10/3) and vs. PHI (10/16)... Saw action at tight end at CAR (10/23) and caught two passes for 48 yards (24.0 avg.)... Saw action at tight end at BUF (10/30) and vs. SF (11/6)... Made first career start at tight end at MIA (11/13) and caught one pass for 16 yards (16.0 avg.)... Saw action at tight end vs. DAL (11/20) and caught two passes for 17 yards (8.5 avg.)... Saw action at tight end at SEA (11/27) and caught two passes for 14 yards (7.0 avg.)... Started at tight end vs. NYJ (12/4) and vs. NE (12/11)... Started at tight end at NYG (12/18) and caught one pass for nine yards... Saw action at tight end vs. MIN (12/24) and caught one pass for five yards... Started at tight end at PHI (1/1/12) and caught two passes for a then-career-high 29 yards (14.5 avg.).

### 2010 (REDSKINS)

Played in 11 games and was declared inactive for five games... Totaled two receptions for 10 yards and one touchdown... Declared inactive vs. DAL (9/12) and vs. HOU (9/19)... Made his NFL debut at STL (9/26), seeing action at tight end and on special teams... Declared inactive at PHI (10/3), vs. GB (10/10) and vs. IND (10/17)... Saw action on special teams at CHI (10/24)... Saw action at tight end and on special teams at DET (10/31)... Played tight end and on special teams vs. PHI (11/15), at TEN (11/21) and vs. MIN (11/28)... Played tight end and on special teams at NYG (12/5). Registered his first career reception, a nine-yard grab from quarterback Donovan McNabb... Saw action at tight end vs. TB (12/12). Caught his first career touchdown, a one-yard reception from quarterback Donovan McNabb... Saw action at tight end and on special teams at DAL (12/19)... Played tight end and on special teams at JAX (12/26) and vs. NYG (1/2).

## COLLEGE

Three-year starter at tight end for UCLA... Played in 46 career games with 39 starts and caught 71 passes for 888 yards (12.5 avg.) and one touchdown... Selected as a season captain for 2009... Named to the 2007, 2008 and 2009 John Mackey Award watch lists, which recognize college football's most outstanding tight end... As a fifth-year senior, started all 13 games and caught 29 passes for 362 yards (12.5 avg.)... Second-team selection to the Pac-10 All-Academic Team... Named a semifinalist for the Draddy Award which is presented by the National Football Foundation for all-around excellence and academic achievement... Earned honorable mention Pac-10 All-Academic team honors... Played in one game in 2008 before injuring his right foot and redshirting... As a junior, started all 13 games and caught 12 passes for 144 yards (12 avg.) and one touchdown... Scored the first touchdown of his career in a win over California... As a sophomore, played in all

13 games at tight end and caught 27 passes for 331 yards (12.3 avg.)... Made his first career start against Utah and led the team with five receptions... Played in six games as a freshman and caught two passes for 33 yards.

## PERSONAL

Lettered three seasons as a tight end, defensive end and punter at Chaminade College Preparatory School in Northridge Calif... Rated No. 15 tight end nationally by Scout.com... Named to the All-CIF-Southern Section Division III team as a senior... Named to the Los Angeles Times All-San Fernando Valley team... Named first-team All-Mission League as a junior and senior... Named Male Athlete of the Year as a senior, junior and sophomore at Chaminade... During his junior and senior seasons on offense, totaled 62 receptions for 829 yards and four touchdowns... On defense, totaled 89 tackles and 33 sacks... Established a school record for sacks (24) during his junior season... Lettered three seasons in track and four seasons in soccer... In 2013, participated in the Salute to Play 60 Military Challenge kickoff event at Joint Base Andrews and also served as a celebrity waiter for Ryan Kerrigan's first Blitz for the Better Foundation fundraising event... Has helped the WRCF and Macy's distribute coats, gloves and hats to underserved kids from the Washington, D.C. area at the annual "Covered for the Holidays" event several times... In 2011, helped distribute 3,500 whole turkeys and Thanksgiving food baskets at FedExField to Prince George's County residents in need at the team's annual Harvest Feast... In 2010, participated in the PLAY 60 Challenge Mini-Combine, Chad Rinehart Youth Football Camp and Skins Santa Shoppe... Son of James and Susan Paulsen and has one brother, Hunter... Married his wife, Kelly, in the 2012 offseason and the couple has one son.

## YEAR-BY-YEAR STATS

### RECEIVING

| Year          | Team | GP        | GS        | No        | Yds        | Avg         | Lg        | TD       |
|---------------|------|-----------|-----------|-----------|------------|-------------|-----------|----------|
| 2010          | Was  | 11        | 0         | 2         | 10         | 5           | 9         | 1        |
| 2011          | Was  | 16        | 6         | 11        | 138        | 12.5        | 24        | 0        |
| 2012          | Was  | 16        | 10        | 25        | 308        | 12.3        | 31        | 1        |
| 2013          | Was  | 16        | 14        | 28        | 267        | 9.5         | 33        | 3        |
| 2014          | Was  | 2         | 2         | 2         | 0          | 0           | 3         | 0        |
| <b>Career</b> |      | <b>61</b> | <b>32</b> | <b>68</b> | <b>723</b> | <b>10.6</b> | <b>33</b> | <b>5</b> |

### POSTSEASON

| Year          | Team | GP       | GS       | No       | Yds       | Avg        | Lg        | TD       |
|---------------|------|----------|----------|----------|-----------|------------|-----------|----------|
| 2012          | Was  | 1        | 1        | 2        | 15        | 7.5        | 11        | 1        |
| <b>Career</b> |      | <b>1</b> | <b>1</b> | <b>2</b> | <b>15</b> | <b>7.5</b> | <b>11</b> | <b>1</b> |

### ADDITIONAL

**Fumbles-Lost:** 1-1 in 2013

## CAREER HIGHS

### SINGLE-GAME

|                              |                                      |
|------------------------------|--------------------------------------|
| <b>Receptions:</b>           | 5, vs. Carolina (11/04/12)           |
| <b>Receiving Yards:</b>      | 76, at NY Giants (10/21/12)          |
| <b>Long (Receiving):</b>     | 31, at Pittsburgh (10/28/12)         |
| <b>Receiving Touchdowns:</b> | 1, five times, last vs. KC (12/8/13) |

### SINGLE-SEASON

|                              |            |
|------------------------------|------------|
| <b>Receptions:</b>           | 28 (2013)  |
| <b>Receiving Yards:</b>      | 308 (2012) |
| <b>Receiving Touchdowns:</b> | 3 (2013)   |



# TYLER POLUNBUS

**TACKLE**  
**6-8 | 308**  
**DOB: 4/10/85**



**6TH NFL SEASON**  
**COLORADO**  
**CHERRY CREEK H.S. (ENGLEWOOD, COLO.)**

## MILESTONES

**NFL debut:** 9/8/08 (at OAK)... **First start:** 11/9/09 (vs. PIT)... **Redskins debut:** 11/20/11 (vs. DAL)

## TRANSACTIONS

Originally signed by Denver as an undrafted free agent on April 28, 2008... Released by Denver on August 24, 2010... Claimed off waivers by Detroit on August 26, 2010... Traded to Seattle for an undisclosed draft choice on August 31, 2010... Signed with Seattle as a restricted free agent on July 25, 2011... Released by Seattle on October 25, 2011... Signed by Washington on November 9, 2011... Re-signed with the Redskins as an unrestricted free agent on March 19, 2013.

## PRO

Enters 2014 having appeared in 87 career games with 50 starts... Joined the Redskins during Week 10 of the 2011 season... Has played both guard and tackle with Washington, including starting 15 games at right tackle during Washington's NFC East championship season in 2012 and all 16 games for the team in 2013.

## YEAR-BY-YEAR

### 2014 (REDSKINS)

Started at right tackle vs. HOU (9/7)... Started at right tackle vs. JAX (9/14), helping the Redskins to 41 points and 449 net yards.

### 2013 (REDSKINS)

Started at right tackle and helped quarterback Robert Griffin III pass for 329 yards vs. PHI (9/9)... Started at right tackle and helped the Redskins produce a 300-yard passer and 100-yard rusher at GB (9/15)... Started at right tackle vs. DET (9/22) and helped Griffin III throw for 300 yards for a third consecutive week... Started at right tackle at OAK (9/29) and helped the team to its first win of the season... Started at right tackle at DAL (10/13), helping Washington post more than 200 yards both rushing and passing... Started at right tackle vs. CHI (10/20), helping the Redskins post 499 yards and 45 points... Started at right tackle at DEN (10/27)... Started at right tackle vs. SD (11/3) as the Redskins posted 500 yards of offense... Started at right tackle and helped the Redskins to 191 rushing yards at MIN (11/7)... Started at right tackle in another 400-yard offensive performance at PHI (11/17)... Started at right tackle vs. SF (11/25), vs. NYG (12/1) and vs. KC (12/8)... Started at right tackle at ATL (12/15) and helped Kirk Cousins throw for 381 yards... Started at right tackle vs. DAL (12/22) and at NYG (12/29).

### 2012 (REDSKINS)

Started all 15 regular season games in which he played... His 15 starts were a career high, surpassing his previous high of eight in Denver in 2009... Started at right tackle in a season-opening win at NO (9/9), helping protect Robert Griffin III, who threw for 320 yards in a season-opening win... Started at right tackle and helped the Redskins rush for 176 rushing yards at STL (9/16)... Started at right tackle vs. CIN (9/23) and at TB (9/30). Started at right tackle vs. ATL (10/7) and helped Alfred Morris to his second consecutive 100-yard rushing game... Started and helped the Redskins rush for 183 yards vs. MIN (10/14)...

Started at NYG (10/21), contributing to the team's 248 rushing yards and 480 yards of total offense... Started at PIT (10/28) and vs. CAR (11/4)... Started in a win vs. PHI (11/18) and helped Robert Griffin III post a perfect passer rating... Started at right tackle in a Thanksgiving Day win at DAL (11/22), helping Griffin III become the first player in team history to throw four touchdown passes in consecutive games... Started at right tackle in a win vs. NYG (12/3) on Monday Night Football and helped the Redskins rush for 207 yards while not allowing a sack... Started at right tackle and helped the Redskins rush for 172 yards in a win vs. BAL (12/9)... Started at right tackle before exiting with a concussion in a win at CLE (12/16)... Inactive (head) at PHI (12/23)... Returned from injury and started in a division-clinching win at DAL (12/30), helping Morris to the single-season team record for rushing yardage with a 200-yard effort in Week 17... Started at right tackle in the NFC Wild Card Round vs. SEA (1/6).

### 2011 (SEAHAWKS/REDSKINS)

Appeared in five games with Seattle before joining the Redskins in Week 10... Did not play at MIA (11/13)... Started at right tackle vs. DAL (11/20)... Was inactive at SEA (11/27)... Was inactive vs. NYJ (12/4)... Started at right tackle vs. NE (12/11)... Started at right tackle at NYG (12/18)... Saw action on special teams vs. MIN (12/24)... Started at right tackle at PHI (1/1/12).

### 2010 (SEAHAWKS)

Played in 15 games, starting seven... Ended the season as the team's starting left guard.

### 2009 (BRONCOS)

Played in 15 games, starting eight.


### 2008 (BRONCOS)

Played in all 16 games.

## COLLEGE

Played 48 career games (28 starts) at Colorado from 2003-07 and earned second-team All-Big 12 Conference accolades as a senior after allowing one sack in 13 starts... Received CU's Eddie Crowder Award in recognition of his leadership as a senior and was the only Buffalo to play every down from scrimmage (961) on either side of the ball while totaling 68 knockdown blocks... Started 12 games as a junior.

## PERSONAL



Founded Tyler's Kids Outreach with his wife, Liz, to enrich the lives of children through family, faith and personal growth. Held kids' football clinics at Redskins Park and meet and greets at Ashburn's INOVA Hospital as part of the organization's efforts in 2013... Outside of his foundation work, used the 2013 season to participate in the Fuel Up To Play 60 Football Clinic, and volunteer at the All-Star Survivors Celebration for

women battling breast cancer... Earned SuperPrep All-America honors and first-team all-state recognition from The Denver Post as a senior at Cherry Creek H.S. in Greenwood Village, Colo.... Did not allow a sack as a senior after giving up just one during his junior season... Also lettered twice in basketball and played baseball in high school... Attended the NFL's Business Management and Entrepreneurial Program at the Stanford Graduate School of Business in 2009... Earned a bachelor's degree in business management from Colorado... Married to his wife, Liz, and has two children, Noah (born May 2011) and Lydia (born October 2012).

## YEAR-BY-YEAR STATS


### GAMES/STARTS

| Year          | Team    | GP        | GS        |
|---------------|---------|-----------|-----------|
| 2008          | Den     | 16        | 0         |
| 2009          | Den     | 15        | 8         |
| 2010          | Sea     | 15        | 7         |
| 2011          | Sea/Was | 10        | 4         |
| 2012          | Was     | 15        | 15        |
| 2013          | Was     | 16        | 16        |
| 2014          | Was     | 2         | 2         |
| <b>Career</b> |         | <b>89</b> | <b>52</b> |

### POSTSEASON

| Year          | Team | GP       | GS       |
|---------------|------|----------|----------|
| 2010          | Sea  | 2        | 2        |
| 2012          | Was  | 1        | 1        |
| <b>Career</b> |      | <b>3</b> | <b>3</b> |





# TRACY PORTER

**CORNERBACK**  
5-11 | 188  
DOB: 8/11/86



**7TH NFL SEASON**  
**INDIANA**  
**PORT ALLEN (LA.) H.S.**

## MILESTONES

**NFL debut:** 9/7/08 (vs. TB)... **First NFL start:** 9/7/08 (vs. TB)... **First INT:** 9/28/08 (vs. SF, J.T. O'Sullivan)... **First INT TD:** 10/25/09 (at MIA, 54 yards off Chad Henne)... **First FF:** 11/8/09 (vs. CAR, Gary Barnidge)... **First FR:** 11/25/10 (at DAL, Will Smith fumble following Dez Bryant fumble)... **First postseason INT:** 1/24/10 (vs. MIN, NFC Championship, Brett Favre)... **First postseason FF:** 1/24/10 (vs. MIN, NFC Championship, Bernard Berrian)... **First Super Bowl INT:** 2/7/10 (vs. IND, Peyton Manning)... **First Super Bowl INT TD:** 2/7/10 (vs. IND, 74 yards off Peyton Manning)

## TRANSACTIONS

Selected by the New Orleans Saints in second round (40th overall) of 2008 NFL Draft... Signed with the Denver Broncos as an unrestricted free agent on March 23, 2012... Signed with the Oakland Raiders as unrestricted free agent on April 3, 2013... Signed with the Washington Redskins as an unrestricted free agent on March 15, 2014.

## PRO

Former Super Bowl XLIV hero who joined the Redskins as an unrestricted free agent in March 2014... Enters 2014 having previously appeared in 65 games with 59 starts, recording 283 tackles (228 solo), 51 passes defended, 10 interceptions (three returned for touchdowns), four forced fumbles and three fumbles recovered and 2.5 sacks... Best known for his 74-yard fourth-quarter pick six of Peyton Manning in Super Bowl XLIV that sealed the title for the Saints... Prime-time performer who has 12 combined regular season and postseason interceptions entering 2014, 10 of which came in fourth quarters of games.

## YEAR-BY-YEAR

### 2014 (REDSKINS)

Inactive at HOU (9/7) and vs. JAX (9/14).

### 2013 (RAIDERS)

Played in and started all 16 games for the first time in his career in his first season in Oakland... Amassed career highs in total tackles (67), solo tackles (53), sacks (1.5) and matched a career high in passes defended (12). Also added two interceptions, one of which he returned 43 yards for the third regular season touchdown of his career... Made Raiders debut in Week 1 at IND (9/8), registering five tackles (four solo) and an eight-yard sack of Andrew Luck... Had a season-high three passes defended vs. JAX (9/15)... Secured his first interception as a member of the Raiders vs. PIT (10/27), picking off Ben Roethlisberger in Raider territory in the fourth quarter... Vs. NYG (11/10), picked off Giants quarterback Eli Manning and returned it 43 yards for a touchdown.

### 2012 (BRONCOS)

Played in six games with four starts, registering 21 tackles (16 solo) and six passes defended, including an interception he returned 43 yards for a touchdown... Started four of the team's first five games, all at right corner, before an illness sidelined him for nine straight contests... Returned to play in Week 16 but sustained a concussion and missed the final three contests, including the team's playoff loss vs. BAL... In his Denver debut, garnered

AFC Defensive Player of the Week honors after icing Denver's Game 1 triumph vs. PIT (9/9), picking off Ben Roethlisberger and scoring on a 43-yard return. Also tied for second on the team's single-game franchise list by matching a career high with five passes defended... Initially suffered a seizure during the preseason and began feeling symptoms apparently related to the incident prior to Denver's Week 6 game at San Diego.

### 2011 (SAINTS)

Started 11 of 14 games in his final campaign with the Saints, helping the team to its second 13-3 division-winning season in three years and a third straight playoff berth... Totaled 63 tackles (54 solo), one interception, eight passes defended, two forced fumbles and one fumble recovery... Also started both postseason games... Forced a Michael Turner fumble, which flew out of bounds, in the third quarter at ATL (11/13)... Racked up a career-high 14 tackles (11 solo) at NYG (11/28), one on which he forced a third-quarter fumble recovered by New Orleans to set up a Saints touchdown two plays later... Helped seal a 31-17 win vs. DET (12/4) by intercepting Matthew Stafford with under three minutes remaining.

### 2010 (SAINTS)

Registered 63 tackles (48 solo) in 12 games, all starts, as well as one interception, nine passes defended and one fumble recovery, helping New Orleans to the postseason... Also returned punts (two returns for 6 yards) for the first time since college... Underwent knee surgery and missed games 5-8 before returning to the lineup... Preserved a fourth-quarter Saints lead in eventual 25-22 win on Monday Night Football by intercepting Alex Smith at the New Orleans 10-yard line at SF (9/20).

### 2009 (SAINTS)

Helped Saints to triumph in Super Bowl XLIV, starting 11 of 12 games played during the regular season and all three in the postseason... Recorded 69 tackles (50 solo), four interceptions and two forced fumbles to assist team to NFC South title, then added 19 stops (15 solo), another forced fumble and two more interceptions in the postseason... Overcame a knee injury that forced him out of four games from Weeks 11-14... Intercepted Kevin Kolb deep in Saints territory on the final play of the game at PHI (9/20)... Broke up three passes vs. NYG (10/18)... Defensed five Chad Henne passes at MIA (10/25), including one tipped into the arms of teammate Darren Sharper en route to a 42-yard touchdown return. Returned an interception of his own for a touchdown, the first of his career, with 1:53 remaining in a 40-34 game to put the game out of reach... Picked off a pass in a second straight game, intercepting Matt Ryan in the fourth quarter to set up a touchdown, the Saints' final points in a 35-27 win vs. ATL (11/2)... Intercepted Josh Freeman in the Saints' end zone vs. TB (12/27)... Played a key role in two fourth-quarter takeaways, helping send the NFC Championship to overtime and sustain New Orleans' playoff run vs. MIN (1/24). Forced a Bernard Berrian fumble, recovered by Jonathan Vilma, at the Saints' 10-yard line with Vikings driving for game-tying touchdown. Intercepted Brett Favre with 19 seconds left at the Saints' 22-yard line with Minnesota in range for a game-winning FG... Sealed the Saints' Super Bowl XLIV win vs. IND (2/7) by returning a Peyton Manning interception 74 yards for a touchdown with 3:12 remaining, the Saints' final score in a 31-17 victory.

### 2008 (SAINTS)

Started the Saints' first five games before a wrist injury landed him on injured reserve, truncating his rookie season... Finished with 32 tackles (26

solo), including his first career sack. Also posted one interception among six passes defended... Made his NFL debut vs. TB (9/7), starting the season opener and breaking up a pair of passes... Helped Saints to 31-17 win vs. SF (9/28), posting his first NFL sack and interception in the same contest. Sacked J.T. O'Sullivan late in the first half, then picked him off in the Saints' end zone... Dislocated his wrist and did not return vs. MIN (10/6)... Placed on injured reserve on Oct. 7.

## COLLEGE

Started 43 career games at Indiana from 2004-07 and graduated with 16 interceptions, second in school history behind Tim Wilbur (19, 1978-82)... Racked up a school-record 413 interception return yards... Also finished with 212 tackles (175 solo), two forced fumbles and four fumble recoveries... Additionally, returned 35 punts for 477 yards (13.6 avg.), with one TD, becoming the first player in program history to score on a punt, fumble recovery and interception return... Named as a first-team All-Big Ten performer as a senior in 2007, starting every game and posting 83 tackles (63 total), with six interceptions... Majored in recreational sports management.

## PERSONAL

Attended Port Allen (La.) H.S., lining up at quarterback, running back, wide receiver and cornerback in only two years of prep football... Earned first-team all-district and all-state recognition as a senior defensive back, with 11 interceptions (two returned for touchdowns)... Also lettered in basketball and track... Following Super Bowl XLIV, hometown temporarily renamed itself Porter Allen, La., then named a street in his honor... Has two children, Samari and Synai.

## YEAR-BY-YEAR STATS

### DEFENSE

| Year          | Team | G         | GS        | Tack       | Solo       | Sack       | INT       | PD        |
|---------------|------|-----------|-----------|------------|------------|------------|-----------|-----------|
| 2008          | NO   | 5         | 5         | 25         | 23         | 1          | 1         | 5         |
| 2009          | NO   | 12        | 11        | 58         | 49         | 0          | 4         | 12        |
| 2010          | NO   | 12        | 12        | 60         | 45         | 0          | 1         | 7         |
| 2011          | NO   | 14        | 11        | 52         | 42         | 0          | 1         | 9         |
| 2012          | Den  | 6         | 4         | 21         | 16         | 0          | 1         | 6         |
| 2013          | Oak  | 16        | 16        | 67         | 53         | 1.5        | 2         | 12        |
| <b>Career</b> |      | <b>65</b> | <b>59</b> | <b>283</b> | <b>228</b> | <b>2.5</b> | <b>10</b> | <b>51</b> |

\*Tackle stats according to STATS, LLC

### PUNT RETURN

| Year          | Team | PR       | Yds        | Avg       | Lg        | TD       |
|---------------|------|----------|------------|-----------|-----------|----------|
| 2010          | NO   | 2        | 6          | 3.0       | 4         | 0        |
| <b>Career</b> |      | <b>4</b> | <b>136</b> | <b>34</b> | <b>48</b> | <b>0</b> |

### POSTSEASON

| Year          | Team | G        | GS       | Tack      | Solo      | Sack     | INT      | PD       |
|---------------|------|----------|----------|-----------|-----------|----------|----------|----------|
| 2009          | NO   | 3        | 3        | 17        | 17        | 0        | 2        | 3        |
| 2010          | NO   | 1        | 1        | 5         | 4         | 0        | 0        | 0        |
| 2011          | NO   | 2        | 2        | 11        | 11        | 0        | 0        | 0        |
| <b>Career</b> |      | <b>6</b> | <b>6</b> | <b>33</b> | <b>32</b> | <b>0</b> | <b>2</b> | <b>3</b> |

### ADDITIONAL

**Fumbles Forced-Recovered:** 2-0 in 2009, 0-2 in 2010, 2-1 in 2011

**INT Touchdowns:** 1 in 2009, 1 in 2012, 1 in 2013

**Postseason INT Touchdowns:** 1 in 2009


## CAREER HIGHS

### SINGLE-GAME

|                           |  |
|---------------------------|--|
| <b>Total Tackles:</b>     | 10, vs. NY Giants (11/28/11)                   |
| <b>Solo Tackles:</b>      | 8, three times, last vs. Pittsburgh (09/09/12) |
| <b>Interceptions:</b>     | 1, 10 times, last at NY Giants (11/10/13)      |
| <b>Passes Defensed:</b>   | 5, vs. Pittsburgh (09/09/12)                   |
| <b>Forced Fumbles:</b>    | 2, vs. Carolina (11/08/09)                     |
| <b>Fumble Recoveries:</b> | 2, at Dallas (11/25/10)                        |

### SINGLE-SEASON

|                           |                    |
|---------------------------|--------------------|
| <b>Total Tackles:</b>     | 67 (2013)          |
| <b>Solo Tackles:</b>      | 53 (2013)          |
| <b>Interceptions:</b>     | 4 (2009)           |
| <b>Passes Defensed:</b>   | 12 (2009 and 2013) |
| <b>Forced Fumbles:</b>    | 2 (2009 and 2011)  |
| <b>Fumble Recoveries:</b> | 2 (2010)           |



# BACARRI RAMBO

**SAFETY**  
6-0 | 211  
DOB: 6/27/90



2ND NFL SEASON  
GEORGIA  
SEMINOLE COUNTY H.S. (DONALSONVILLE, GA.)

## MILESTONES

**NFL debut:** 9/9/13 (vs. PHI)

## TRANSACTIONS

Selected by the Washington Redskins in the sixth round (191st overall) of the 2013 NFL Draft.

## PRO

Played in 11 games with three starts as a rookie in 2013.

## YEAR-BY-YEAR

### 2014 (REDSKINS)

Recorded two tackles (one solo) at HOU (9/7)... Played on defense and special teams vs. JAX (9/14).

### 2013 (REDSKINS)

Made his NFL debut as a starter at free safety vs. PHI (9/9) and recorded 10 tackles (six solo) and a sack... Started at free safety at GB (9/15), registering eight tackles (seven solo)... Played on special teams vs. DET (9/22)... Active but did not play at OAK (9/29)... Inactive at DAL (10/13) and vs. CHI (10/20)... Finished second on the team with nine tackles (eight solo) at DEN (10/27)... Contributed on defense and special teams vs. SD (11/3)... Recorded a solo tackle at MIN (11/7)... Made one solo tackle at PHI (11/17)... Played on defense and special teams vs. SF (11/25)... Recorded four tackles vs. NYG (12/1)... Posted four tackles (three solo) vs. KC (12/8)... Inactive at ATL (12/15) and vs. DAL (12/22)... Played on special teams at NYG (12/29).

## COLLEGE

Started 36 of the 47 games he played at Georgia – 23 at free safety and 13 at strong safety... Recorded 235 tackles (157 solo), six forced fumbles, two fumbles recovered, two blocked punts and one sack... Tied Jake Scott (1967-68) for the school record for career interceptions (16) and interceptions returned for touchdowns (three)... Ranks in the top 10 in SEC history in interceptions, interception return yards and interception returns for touchdown... As a senior in 2012, started the final 10 games of the season and finished fourth on the team with 73 tackles (47 solo)... Had three interceptions, three forced fumbles, and two passes defended... In 2011, earned first-team All-American honors from various outlets and was a consensus first-team All-SEC selection after finishing first in the conference and second in the country with eight interceptions... Had 55 tackles (34 solo) on the season... Started 13 games in 2010, ranking second on the team with 82 tackles (56 solo) and registering three forced fumbles and three interceptions... In 2009, appeared in 11 games and totaled 25 tackles (20 solo) with two interceptions.

## PERSONAL

Attended Seminole County H.S. in Donalsonville, Ga... As a senior in 2007, earned Prep-Star All-Southeast Region and Super Prep All-Dixie Team honors... Rated as the 40th-best athlete in the country and the 29th-best player in the state of Georgia by Rivals.com... Was a 2007 Georgia Sports Writers Association and Atlanta Journal-Constitution Class A All-State honorable mention... As a junior in 2006, he rushed for 1,186 yards (9.7 avg.) with 21 touchdowns, adding 488 more yards passing and seven touchdowns. Also made 58 tackles, four interceptions and recovered five fumbles on defense, earning Class A All-State honorable mention... Was a consumer economics major... Welcomed his first daughter, Tatum, during the 2014 offseason... Born on June 27, 1990.

## YEAR-BY-YEAR STATS

### DEFENSE

| Year          | Team | G         | GS       | Tack      | Solo      | Sack     | INT      | PD       |
|---------------|------|-----------|----------|-----------|-----------|----------|----------|----------|
| 2013          | Was  | 11        | 3        | 38        | 29        | 1        | 0        | 0        |
| 2014          | Was  | 2         | 0        | 2         | 1         | 0        | 0        | 0        |
| <b>Career</b> |      | <b>13</b> | <b>3</b> | <b>40</b> | <b>30</b> | <b>1</b> | <b>0</b> | <b>0</b> |


\*Tackle stats according to STATS, LLC

# SILAS REDD, JR.

**RUNNING BACK**  
5-10 | 200  
DOB: 3/1/92



**ROOKIE**  
SOUTHERN CALIFORNIA  
KING LOW HEYWOOD THOMAS H.S. (STAMFORD, CONN.)



## MILESTONES

**NFL debut:** 9/7/14 (at HOU)... **First rushing TD:** 9/14/14 (vs. JAX, 14 yards)

## TRANSACTIONS

Originally entered the NFL with the Washington Redskins as a college free agent on May 14, 2014.

## YEAR-BY-YEAR

### 2014 (REDSKINS)

Made NFL debut on special teams at HOU (9/7)... Saw his first snaps on offense vs. JAX (9/14), rushing eight times for 41 yards and scoring his first NFL touchdown on a 14-yard run.

## COLLEGE

Appeared in 43 career games during his collegiate career, including two seasons at Penn State (2010-11) and two at USC (2012-13)... Recorded 569 career rushing attempts for 2,959 yards and 19 rushing touchdowns. Also caught 32 passes for 225 receiving yards with two receiving touchdowns... Limited by injury to six games in 2013, compiling 376 rushing yards and one rushing touchdown on 81 carries. Also had 10 receptions for 45 yards and a touchdown... Transferred to USC prior to 2012 season and appeared in 12 games with six starts, leading the Trojans with 905 yards on 167 carries and nine rushing touchdowns, in addition to nine receptions for 113 yards and one receiving touchdown... As a sophomore in 2011, earned All-Big Ten second team honors at Penn State after appearing in all 13 games (with 11 starts) and running for 1,241 yards (10th most in a season in Penn State history) on 244 carries with seven TDs... Ran for 437 yards on 77 carries with two rushing touchdowns and had four receptions for 27 yards in 12 games as freshman at Penn State in 2010.


## PERSONAL

Attended King Low Heywood Thomas School in Stamford, Conn., where he was a 2009 U.S. Army All-American and earned Rivals.com Connecticut Player of the Year honors... Ran for 1,924 yards on 137 carries with 25 touchdowns on offense and registered 47 tackles and an interception on defense in 2009... Rated by Rivals.com as Connecticut's top prep player in 2009, placing him as the nation's No. 4 prep running back... Helped his team to a 16-2 record during his junior and senior seasons... Also played basketball and lacrosse... Full name: Silas Raynard Redd, Jr... Son of Silas Sr. and Yvonne Redd... Born March 1, 1992... Has one son, Nico, born in November 2013.

## YEAR-BY-YEAR STATS

### RUSHING

| Year          | Team | GP       | GS       | Att      | Yds       | Avg        | Lg         | TD       |
|---------------|------|----------|----------|----------|-----------|------------|------------|----------|
| 2014          | Was  | 1        | 0        | 8        | 41        | 5.1        | 14t        | 1        |
| <b>Career</b> |      | <b>1</b> | <b>0</b> | <b>8</b> | <b>41</b> | <b>5.1</b> | <b>14t</b> | <b>1</b> |



# JORDAN REED

**TIGHT END**  
6-2 | 237  
DOB: 7/3/90



**2ND NFL SEASON**  
**FLORIDA**  
NEW LONDON H.S. (NEW LONDON, CONN.)

## HONOR ROLL

PFWA All-Rookie Team (2013)

## MILESTONES

**NFL debut:** 9/9/13 (vs. PHI)... **First NFL start:** 10/27/13 (at DEN)... **First reception:** 9/9/13 (vs. PHI, 11 yards from Robert Griffin III)... **First rec. TD:** 9/15/13 (at GB, 3 yards from Robert Griffin III)

## TRANSACTIONS

Selected by the Washington Redskins in the third round (85th overall) of the 2013 NFL Draft.

## PRO

Played in nine games with four starts as a rookie in 2013... Named to PFWA All-Rookie Team in 2013 after setting team records in receptions (45) and receiving yards (499) by a rookie tight end.

## YEAR-BY-YEAR

### 2014 (REDSKINS)

Caught one pass for four yards at HOU (9/7) before exiting with an injury... Inactive vs. JAX (9/14).

### 2013 (REDSKINS)

Appeared in nine games with four starts before an injury ended his season prematurely... Registered 45 receptions for 499 yards, both franchise records by a rookie tight end... Made his NFL debut vs. PHI (9/9), catching five passes for 38 yards (7.6 avg.)... Caught three passes for 18 yards (6.0 avg.) at GB (9/15), recording his first career touchdown on a three-yard pass from Robert Griffin III in the fourth quarter... Caught five passes for a career-high 50 yards (10.0 avg.) vs. DET (9/22) before leaving the game with a quad contusion... Inactive at OAK (9/29)... Compiled four receptions for a then-career-high 58 yards at DAL (10/13), including a career-long 29-yard reception in the second quarter... Set career highs in receptions (nine) and receiving yards (134) and had a touchdown reception vs. CHI (10/20), setting the Redskins' mark for receiving yards in a game by a rookie tight end. The record was previously held by Jerry Smith, who registered 78 receiving yards on six catches vs. Dallas on Nov. 28, 1965. Was targeted nine times and caught all nine passes, becoming the first Redskin to be targeted at least nine times and catch every pass in records available dating back to 1991... Made his first NFL start at DEN (10/27), catching eight passes for 90 yards (11.3 avg.). His 90 yards pushed his season total past Stephen Alexander (383 in 1998) for the most yards by a rookie tight end in team history... Started in a three-tight-end set vs. SD (11/3), catching four passes for 37 yards. With his fourth reception, broke Alexander and Chris Cooley's team season record for receptions by a rookie tight end (37 in 1998 and 2004, respectively). Also added his first career NFL rushing attempt, gaining 18 yards... Started and caught six passes for 62 yards (10.3 avg.) and a touchdown at MIN (11/7)... Started and had one catch for 12 yards at PHI (11/17) before exiting the game with an injury... Inactive vs. SF (11/25), vs. NYG (12/1), vs. KC (12/8) and at ATL (12/15)... Placed on the Reserve/Injured list on Dec. 20.

## COLLEGE

Started 26-of-36 games played at Florida – 25 as a tight end and one at quarterback... Caught 79 passes for 945 yards (12.0 avg.) with six receiving touchdowns in his career and also gained 328 yards with five rushing touchdowns on 77 carries... Amassed 35 yards on a kickoff return and completed 26-of-47 passes for 252 yards, three touchdowns and one interception... Dressed as a quarterback for nine games... In 2012, was named All-SEC first-team by the Associated Press and second-team by the league's coaches after leading the team with a career-high 45 receptions for 559 yards with three touchdowns... His 45 receptions were the most by a Florida tight end since Aaron Hernandez set the school position season-record with 68 catches in 2009... Twenty-three of his grabs resulted in first downs, and 23 of his catches were for at least 10 yards, including 11 for 20 yards or longer... In 2011, appeared in 11 games, finishing second on the team with 28 receptions for 307 yards and a pair of touchdowns... Caught his first receiving touchdown of the season when he nabbed a 31-yard catch from John Brantley on fourth-and-19 vs. the Bulldogs... Played in 12 games in 2010, including starting at quarterback against Penn State in the Outback Bowl... Recorded six catches for 79 yards with one touchdown, gained 335 rushing yards on 77 attempts (4.3 avg.) with five touchdowns, and completed 26-of-46 passes (56.3 percent) for 252 yards, three touchdowns and one interception... Saw action for the first time as a Gator and had a two-yard touchdown reception for his first career catch vs. South Florida... Rushed for a team-high 68 yards on 24 carries and completed eight-of-13 passes for 60 yards in the Gators' win over Penn State in the Outback Bowl.

## PERSONAL

Attended New London (Conn.) H.S., where he was a three-year starter at quarterback for the Whalers and led the team to an undefeated regular season record in 2007... Completed 122-of-222 passes for 1,706 yards and 28 touchdowns while throwing just two interceptions as a junior... Also rushed for 370 yards and eight touchdowns on 53 carries... Was a finalist for the 2008 Joe Montana High School Quarterback of the Year Award... Rated the nation's 10th-best dual-threat quarterback and the second-best prospect from the state of Connecticut by Rivals.com... Member of the ESPN Top 150 squad in 2008... Participated in several community service events at Florida through the Goodwill Gators program, including twice assembling and distributing food during Thanksgiving and a video game challenge with a local youth club... Was a religion major at Florida... Born July 3, 1990 in New London, Conn.

## YEAR-BY-YEAR STATS

### RECEIVING

| Year          | Team | GP        | GS       | No        | Yds        | Avg         | Lg        | TD       |
|---------------|------|-----------|----------|-----------|------------|-------------|-----------|----------|
| 2013          | Was  | 9         | 4        | 45        | 499        | 11.1        | 38        | 3        |
| 2014          | Was  | 1         | 0        | 1         | 4          | 4.0         | 4         | 0        |
| <b>Career</b> |      | <b>10</b> | <b>4</b> | <b>46</b> | <b>503</b> | <b>10.9</b> | <b>38</b> | <b>3</b> |


### RUSHING

| Year          | Team | GP        | GS       | No       | Yds       | Avg       | Lg        | TD       |
|---------------|------|-----------|----------|----------|-----------|-----------|-----------|----------|
| 2013          | Was  | 9         | 4        | 1        | 18        | 18        | 18        | 0        |
| 2014          | Was  | 1         | 0        | 0        | 0         | 0         | 0         | 0        |
| <b>Career</b> |      | <b>10</b> | <b>4</b> | <b>1</b> | <b>18</b> | <b>18</b> | <b>18</b> | <b>0</b> |

## CAREER HIGHS

### SINGLE-GAME

|                              |                                       |
|------------------------------|---------------------------------------|
| <b>Receptions:</b>           | 9, vs. Chicago (10/20/13)             |
| <b>Receiving Yards:</b>      | 134, vs. Chicago (10/20/13)           |
| <b>Long (Receiving):</b>     | 38, vs. Chicago (10/20/13)            |
| <b>Receiving Touchdowns:</b> | 1, twice, last vs. Chicago (10/20/13) |
| <b>Carries:</b>              | 1, vs. San Diego (11/03/13)           |
| <b>Rushing Yards:</b>        | 18, vs. San Diego (11/03/13)          |
| <b>Long (Rushing):</b>       | 18, vs. San Diego (11/03/13)          |



# PERRY RILEY, JR.

**LINEBACKER**  
6-0 | 238  
DOB: 5/3/88



**5TH NFL SEASON**  
LSU

STEPHENSON H.S. (ELLENWOOD, GA.)

## MILESTONES

**NFL debut:** 9/26/10 (at STL)... **First sack:** 12/24/11 (vs. MIN, Joe Webb)... **First FF:** 9/16/12 (at STL, Danny Amendola)... **First FR:** 12/4/11 (vs. NYJ, Jeremy Kerley)... **First postseason sack:** 1/6/13 (vs. SEA, Russell Wilson)

## TRANSACTIONS

Selected by the Washington Redskins in the fourth round (103rd overall) of the 2010 NFL Draft... Re-signed by the Redskins on March 11, 2014.

## PRO

Enters 2014 having played in 56 career games and having started the team's last 40 regular season games and one postseason game... Credited by STATS, LLC with 301 tackles (174 solo), 7.5 sacks, 19 passes defended, one forced fumble and four fumbles recovered through the 2013 season... In 2013, became the first player other than London Fletcher to lead the Redskins in tackles since 2006.

## YEAR-BY-YEAR

### 2014 (REDSKINS)

Started and registered six tackles (four solo) at HOU (9/7)... Recorded six tackles (one solo) and posted a career-high 1.5 sacks in a start vs. JAX (9/14).

### 2013 (REDSKINS)

Started all 16 games for Washington for the second straight season and became the first Redskin other than London Fletcher to lead the team in tackles since 2006... Credited by the coaching staff with 153 tackles (94 solo). Also posted a career-high eight passes defended, three sacks and the first interception of his career... Started at jack linebacker vs. PHI (9/9) and registered a team- and career-high 15 tackles (eight solo) and added a sack and a fumble recovery... Started at jack linebacker and posted four tackles (three solo) at GB (9/15)... Started at jack linebacker and had a game-high 10 tackles (three solo) vs. DET (9/22)... Started at jack linebacker at OAK (9/29) and contributed nine tackles (seven solo)... Started at jack linebacker and posted five tackles (four solo) and a sack at DAL (10/13)... Started at jack linebacker and led Washington with seven tackles (four solo) vs. CHI (10/20)... Started at jack linebacker at DEN (10/27), amassing a game-high 11 tackles (10 solo)... Started at jack linebacker and had six solo tackles and a pass defended vs. SD (11/3)... Started at jack linebacker and recorded three tackles (one solo) at MIN (11/7)... Started at jack linebacker and added five solo tackles at PHI (11/17)... Started at jack linebacker and registered five tackles (two solo) and two passes defended vs. SF (11/25)... Started at jack linebacker and recorded a team-high nine tackles and a pass defended vs. NYG (12/1)... Started at jack linebacker and posted two tackles (one solo), a pass defended and the first interception of his career vs. KC (12/8)... Started at jack linebacker and recorded eight tackles (six solo) at ATL (12/15). Stuffed Steven Jackson on fourth-and-goal from the 1-yard line in the third quarter... Started and had a team-high eight tackles (three solo) vs. DAL (12/22)... Started at jack linebacker at NYG (12/29), compiling four tackles (all solo), a sack and two passes defended in the season finale.

### 2012 (REDSKINS)

Started all 16 regular season games... Was second on the team with 167 tackles (92 solo), according to the coaching staff... Added a career-high 3.5 sacks and was credited by the coaches with 14 quarterback pressures and eight passes defended, as well as a forced fumble and a fumble recovery... Started at jack linebacker and had a team-high five tackles (four solo) in a season opening win at NO (9/9)... Started at jack linebacker at STL (9/16), registering five tackles, a pass defended and the first forced fumble of his career... Started at jack linebacker vs. CIN (9/23) and registered 11 tackles and a sack... Started at jack linebacker at TB (9/30) and had one tackle... Started at jack linebacker and had 11 tackles and a fumble recovery vs. ATL (10/7)... Started at jack linebacker and led the Redskins with 13 tackles (six solo) vs. MIN (10/14)... Started at NYG (10/21) and led the Redskins with eight tackles (five solo) and added two passes defended... Started at PIT (10/28) and compiled eight tackles (five solo)... Started and had five tackles (four solo) vs. CAR (11/4)... Started and had six tackles (all solo, three for loss), a sack and a pass defended in a win vs. PHI (11/18)... Started and had a team-high eight tackles (six solo) in a Thanksgiving Day win at DAL (11/22)... In a win vs. NYG (12/3) on Monday Night Football, started at jack linebacker and registered six tackles (four solo)... Started and had a team-high 15 tackles (six solo) in a win vs. BAL (12/9)... Started and had five tackles (two solo) in a win at CLE (12/16)... Started and registered eight tackles (all solo) and a sack in a win at PHI (12/23)... Started and had nine tackles in a division-clinching win vs. DAL (12/30)... In his first postseason action in the NFC Wild Card Round vs. SEA (1/6), had eight tackles (seven solo) and his first career postseason sack.

### 2011 (REDSKINS)

Saw action on special teams vs. NYG (9/11)... Saw action at linebacker vs. ARI (9/18)... Saw action on special teams at DAL (9/26)... Saw action on special teams at STL (10/2) and recorded one solo tackle... Saw action on special teams vs. PHI (10/16)... Saw action on special teams at CAR (10/23)... Saw action on special teams at BUF (10/30)... Saw action on special teams vs. SF (11/6)... Started at linebacker at MIA (11/13) and recorded 14 tackles (nine solo)... Started at linebacker vs. DAL (11/20) and recorded 11 tackles (five solo)... Started at linebacker at SEA (11/27) and recorded 17 tackles (nine solo)... Started at linebacker vs. NYJ (12/4) and recorded eight tackles (five solo) and had a fumble recovery on special teams... Started at linebacker vs. NE (12/11) and recorded eight tackles (five solo) and one pass defended... Started at linebacker at NYG (12/18) and recorded 12 tackles (five solo)... Started at linebacker vs. MIN (12/24) and recorded seven tackles (two solo) and one pass defended... Started at linebacker at PHI (1/1/12) and recorded five tackles (four solo), two passes defended and one fumble recovery.

### 2010 (REDSKINS)

Appeared in eight games, playing linebacker and on special teams... Totaled three tackles (two solo) and seven special teams stops (five solo)... Declared inactive vs. DAL (9/12) with a foot injury... Ruled inactive vs. HOU (9/19)... Made his NFL debut at STL (9/26) and had one special teams tackle... Declared inactive at PHI (10/3) and vs. GB (10/10)... Saw action at linebacker and on special teams vs. IND (10/17) and had one tackle... Was declared inactive at CHI (10/24), at DET (10/31), vs. PHI (11/15) and at TEN (11/21)... Saw action on special teams vs. MIN (11/28) and had one special teams tackle... Played on special teams at NYG (12/5)... Saw action on special teams vs. TB (12/12) and had one special teams stop... Played in-

side linebacker and on special teams at DAL (12/19). Had two tackles (one solo) and one special teams stop... Played linebacker and special teams at JAX (12/26). Had three special teams tackles (two solo)... Played linebacker and on special teams vs. NYG (1/2).

## COLLEGE

Played in 47 career games with 22 starts at Louisiana State... Was a two-year starter at linebacker and recorded 185 career tackles (88 solo), 13 tackles for a loss, two sacks, two interceptions and two fumbles recovered... As a senior, started in all 13 games and finished second on the team in tackles with 97... Recorded double-digit tackles in three games - 14 vs. Louisiana Tech, 12 vs. Florida and 11 vs. Mississippi State... Played in 13 games with nine starts during his junior year... Recorded 60 tackles (37 solo), seven tackles for a loss and 1.5 sacks... Finalist for the 2008 Butkus Award... Registered a team-high and career-best 11 tackles and had one tackle for a loss of a yard against Georgia Tech in the Chick-fil-A Bowl, earning Defensive MVP honors... Recorded first career interception against Arkansas (11/28/08), which represented the first interception by a Tiger linebacker since the 2007 SEC Championship Game.

## PERSONAL

Played linebacker, running back and safety under Coach Ron Gartrell at Stephenson (Ga.) H.S.... As a senior, recorded 131 tackles, four interceptions, two sacks, five tackles for a loss and one defensive touchdown... Named to the Atlanta Journal-Constitution's Top 50 for Georgia and the Mobile Register's Super Southeast 120... Recorded 96 tackles, eight sacks and five forced fumbles as a junior in 2004... Volunteered at the team's annual Harvest Feast as well as the Adopt a Kid Shopping Spree throughout his time in Washington... Son of Perry and Fonda Riley... Has two siblings, Jasmin and Jordan... Majored in general studies with concentrations in African-American studies, communication studies and corrections.

## YEAR-BY-YEAR STATS

### DEFENSE

| Year          | Team | G         | GS        | Tack       | Solo       | Sack     | INT      | PD        |
|---------------|------|-----------|-----------|------------|------------|----------|----------|-----------|
| 2010          | Was  | 8         | 0         | 1          | 1          | 0        | 0        | 0         |
| 2011          | Was  | 16        | 8         | 63         | 34         | 1        | 0        | 4         |
| 2012          | Was  | 16        | 16        | 125        | 70         | 3.5      | 0        | 7         |
| 2013          | Was  | 16        | 16        | 112        | 69         | 3        | 1        | 9         |
| 2014          | Was  | 2         | 2         | 12         | 5          | 1.5      | 0        | 0         |
| <b>Career</b> |      | <b>58</b> | <b>42</b> | <b>313</b> | <b>179</b> | <b>9</b> | <b>1</b> | <b>19</b> |

*\*Tackle stats according to STATS, LLC*

### ADDITIONAL

**Fumbles Forced-Recovered:** 0-2 in 2011, 1-1 in 2012, 0-1 in 2013

### POSTSEASON

| Year          | Team | G        | GS       | Tack     | Solo     | Sack     | INT      | PD       |
|---------------|------|----------|----------|----------|----------|----------|----------|----------|
| 2012          | Was  | 1        | 1        | 8        | 7        | 1        | 0        | 0        |
| <b>Career</b> |      | <b>1</b> | <b>1</b> | <b>8</b> | <b>7</b> | <b>1</b> | <b>0</b> | <b>0</b> |

## CAREER HIGHS

### SINGLE-GAME

|                           |   |
|---------------------------|---|
| <b>Total Tackles:</b>     | 15, vs. Philadelphia (09/09/13)                 |
| <b>Solo Tackles:</b>      | 8, twice, last vs. Philadelphia (09/09/13)      |
| <b>Sacks:</b>             | 1.5, vs. Jacksonville (09/14/14)                |
| <b>Passes Defensed:</b>   | 2, three times, last vs. SF (11/25/13)          |
| <b>Fumble Recoveries:</b> | 1, four times, last vs. Philadelphia (09/09/13) |
| <b>Interceptions:</b>     | 1, vs. Kansas City (12/08/13)                   |

### SINGLE-SEASON

|                           |                   |
|---------------------------|-------------------|
| <b>Total Tackles:</b>     | 125 (2012)        |
| <b>Solo Tackles:</b>      | 70 (2012)         |
| <b>Sacks:</b>             | 3.5 (2012)        |
| <b>Passes Defensed:</b>   | 7 (2012 and 2013) |
| <b>Fumble Recoveries:</b> | 2 (2011)          |





# ANDRE ROBERTS

**WIDE RECEIVER**  
5-11 | 187  
DOB: 1/9/88



**5TH NFL SEASON**  
**THE CITADEL**  
**SPRING VALLEY H.S. (COLUMBIA, S.C.)**

## MILESTONES

**NFL debut:** 9/19/10 (at ATL)... **Redskins debut:** 9/7/14 (at HOU)... **First reception:** 10/10/10 (vs. NO, 13 yards from Max Hall)... **First receiving TD:** 11/7/10 (at MIN, 30 yards from Derek Anderson)... **First multi-TD game:** 9/30/12 (vs. MIA, 2)... **First 100-yard receiving game:** 12/25/10 (vs. DAL, 111 yards)

## TRANSACTIONS

Selected by the Arizona Cardinals in the third round (88th overall) of the 2010 NFL Draft... Signed with the Washington Redskins as an unrestricted free agent on March 12, 2014.

## PRO

Agreed to terms with the Redskins on the first day of free agency in 2014... Enters the 2014 season having previously appeared in 62 games with 35 starts in four seasons with Arizona from 2010-13... Caught 182 passes for 2,123 yards and 11 touchdowns with the Cardinals before joining the Redskins.

## YEAR-BY-YEAR

### 2014 (REDSKINS)

Made Redskins debut at HOU (9/7), catching one pass for 22 yards and adding 36 yards on two punt returns (18.0 avg.) and 56 yards on two kickoff returns (28.0 avg.)... Vs. JAX (9/14), caught four passes for 57 yards (14.3 avg.), added a career-long 19-yard rush and recorded seven punt returns for 59 yards including a career-long 37-yarder. Became the first member of the Redskins since 1999 to post a rush of 15-plus yards, a reception of 15-plus yards and a punt return of 15-plus yards in the same game (Brian Mitchell, Dec. 5, 1999).

### 2013 (CARDINALS)

Played in all 16 games with two starts and finished third on the team with 43 receptions for 471 yards and two touchdowns... Registered a team-high 97 yards on eight receptions at STL (9/8)... Caught three passes for 36 yards vs. DET (9/15)... Had one reception for six yards at NO (9/22)... Made first start of the season and caught one pass for six yards at TB (9/29)... Had one catch for five yards at SF (10/13)... Caught five passes for 33 yards vs. SEA (10/17)... Posted one catch for eight yards vs. ATL (10/27)... Led the team with five catches for 72 yards and caught his first touchdown of the season vs. HOU (11/10)... Had three catches for 14 yards at JAX (11/17)... Caught three passes for 43 yards, including a season-long 32-yard reception in the fourth quarter vs. IND (11/24)... Had four receptions for 29 yards at PHI (12/1)... Had one catch for eight yards vs. STL (12/8)... Caught two passes for 15 yards at TEN (12/15)... Recorded two receptions for 25 yards at SEA (12/22)... Posted 74 yards on three catches, including a game-tying 34-yard touchdown on 3rd-and-13 vs. SF (12/29).

### 2012 (CARDINALS)

Started 15 games and established career highs in receptions (64), receiving yards (759) and receiving touchdowns (five). His five TD receptions were a team-high... Ran for 29 yards on four carries and returned three punts for 15 yards... Led the team with five catches for 54 yards and caught the

game-winning TD in the fourth quarter vs. SEA (9/9). Also had a career-long 15-yard run on an end-around in the first quarter... Had a two-yard touchdown reception at NE (9/16)... Caught three passes for 55 yards vs. PHI (9/23)... Posted a team-leading 118 yards and two touchdowns on six catches vs. MIA (9/30). Marked his first career multi-score game and his 118 yards established a new career high... Caught five passes for 39 yards at STL (10/4)... Set a then-career high with seven catches for 103 yards and a touchdown at MIN (10/21)... Matched his then-career high with a team-leading seven catches for 65 yards vs. SF (10/29)... Totaled a team-high 86 yards on four catches at GB (11/4)... Recorded a career-high nine catches for 92 yards vs. STL (11/25)... Inactive (ankle) at NYJ (12/2)... caught five passes for 44 yards vs. CHI (12/23).

### 2011 (CARDINALS)

Started all 16 games, posting 51 catches for 586 yards and two touchdowns... Added 27 rushing yards on three carries and 33 yards on two kickoff returns... Had two receptions for 21 yards in season opener vs. CAR (9/11)... Started vs. NYG (10/2) and also had one kickoff return for 21 yards... Totaled three receptions for 36 yards at MIN (10/9)... Collected five receptions for 55 yards vs. STL (11/6)... Gained 55 yards on four catches at PHI (11/13). Had first career rushing attempt for 12 yards and returned one kickoff for 12 yards... Recorded a team-high 51 yards on three receptions, including a season-long 45-yard catch in the third quarter at SF (11/20)... Posted 111 yards on six catches vs. DAL (12/4)... Had two catches for eight yards, including a three-yard touchdown in the fourth quarter that proved to be the game-winning score vs. SF (12/11)... Logged six receptions for 60 yards and a touchdown vs. CLE (12/18). Also had a seven-yard rush on a reverse... Caught six passes for 75 yards at CIN (12/24).

### 2010 (CARDINALS)

Served as the Cardinals primary punt returner and backup kick returner while also earning two starts at receiver in 15 games played... Finished fourth on the team with 24 receptions for 307 yards and two touchdowns... Inactive for the season opener at STL (9/12)... Gained six yards on two punt returns vs. OAK (9/26)... Registered first two receptions of his career vs. NO (10/10)... Made first career start as part of a three-receiver set and recorded 40 yards on two receptions at SEA (10/24). Also registered 37 yards on four punt returns (9.3 avg.), including a 22-yard return... Posted first career touchdown reception at MIN (11/7), a 30-yard catch-and-run... Had six receptions for 52 yards at KC (11/21). Also recorded first career kickoff return (20 yards)... Had one of his best games of the season as a return man vs. DEN (12/12), establishing career highs with five punt returns for 72 yards (14.4 avg.) and a career long of 25 yards... Returned two punts for nine yards and two kicks for 72 yards, including a career-long of 47 yards at CAR (12/19)... Totaled 244 all-purpose yards vs. DAL (12/25), including team-high 110 receiving yards on five receptions with a career-long 74-yard touchdown, 25 yards on four punt returns (6.3 avg.) and a career-best 109 yards on five kickoff returns (21.8 avg.) with a long of 32 yards. His 110 receiving yards marked the first 100-yard receiving game of his career. 74-yarder was the longest touchdown reception by a Cards rookie since 12/10/88 (WR Ernie Jones: 93-yard TD rec. from Neil Lomax)... Earned second career start in the season finale at SF (1/2), recording four receptions for 23 yards as well as five kickoff returns for 104 yards.

## COLLEGE

Started 35 of the 45 games he appeared in during his career from 2006-09 and holds virtually every school record as both a receiver and a punt returner at The Citadel... Established school records for career receptions (285), receiving yards (3,743), receiving touchdowns (37), 100-yard receiving games (17), punt return yards (1,160), punt return average (13.9) and all-purpose yards (5,215)... Also holds school single-season records for receptions (95), receiving yards (1,334), touchdown receptions (14), punt return yards (461) and punt return average (19.2)... As a junior in 2008, became the first Bulldog to lead the nation in punt returns, averaging 19.2 yards (second-best season average in Southern Conference history) on 24 attempts... Started all 11 games as a senior and was an All-Southern Conference first-team choice as a receiver, adding second-team honors as a return specialist. Served as team captain for the second straight year. Led team with 77 receptions for 792 yards (10.3 avg.) and eight touchdowns, rushed 12 times for 77 yards and added 217 yards on 14 punt returns (15.5 avg., led the Southern Conference)... As a junior, started all 12 games and was named a first-team All-American by the American Football Coaches Association, adding second-team honors from the Associated Press. Was a finalist for the Walter Payton Award, adding All-Southern Conference first-team recognition as a receiver and return specialist. Established school records with 95 receptions for 1,334 yards and 14 TDs... Became the first Bulldog to lead the nation in punt returns, averaging a school season-record 19.2 yards per return on 24 attempts, setting another school mark with 461 yards. His three punts returned for touchdowns tied the school single-season record... As a sophomore, started 10 of 11 games and made 78 receptions and became the first Bulldog to gain over 1,000 yards receiving (1,060) in a season... Appeared in 11 games as a freshman, finishing second on the team with 35 receptions and led the squad with 557 yards and five touchdowns.

## PERSONAL

Attended Spring Valley H.S. in Columbia, S.C., where he earned all-region and all-area honors as a senior and led the Vikings to the regional championship and state semi-finals... Earned MVP honors for his performance in the 2005 North-South All-Star game... Also lettered in track, leading his team to the state championship in 2003 and a second-place finish as a senior, the season he captured All-State recognition... Was an accounting major... Born Jan. 9, 1988 in Columbia, S.C.

## YEAR-BY-YEAR STATS

### RECEIVING

| Year          | Team | GP        | GS        | No         | Yds         | Avg         | Lg         | TD        |
|---------------|------|-----------|-----------|------------|-------------|-------------|------------|-----------|
| 2010          | Ari  | 15        | 2         | 24         | 307         | 12.8        | 74t        | 2         |
| 2011          | Ari  | 16        | 16        | 51         | 586         | 11.5        | 45         | 2         |
| 2012          | Ari  | 15        | 15        | 64         | 759         | 11.9        | 46t        | 5         |
| 2013          | Ari  | 16        | 2         | 43         | 471         | 11.0        | 34t        | 2         |
| 2014          | Was  | 2         | 0         | 5          | 79          | 15.8        | 31         | 0         |
| <b>Career</b> |      | <b>64</b> | <b>35</b> | <b>187</b> | <b>2202</b> | <b>11.8</b> | <b>74t</b> | <b>11</b> |

### RUSHING

| Year          | Team | Att      | Yds       | Avg        | Lg        | TD       |
|---------------|------|----------|-----------|------------|-----------|----------|
| 2010          | Ari  | 0        | 0         | 0          | 0         | 0        |
| 2011          | Ari  | 3        | 27        | 9.0        | 12        | 0        |
| 2012          | Ari  | 4        | 29        | 7.3        | 15        | 0        |
| 2013          | Ari  | 0        | 0         | 0          | 0         | 0        |
| 2014          | Was  | 1        | 19        | 19         | 19        | 0        |
| <b>Career</b> |      | <b>8</b> | <b>75</b> | <b>9.4</b> | <b>19</b> | <b>0</b> |

### KICK RETURN

| Year          | Team | KR        | Yds        | Avg         | Lg        | TD       |
|---------------|------|-----------|------------|-------------|-----------|----------|
| 2010          | Ari  | 14        | 326        | 23.3        | 47        | 0        |
| 2011          | Ari  | 2         | 33         | 16.5        | 21        | 0        |
| 2012          | Ari  | 0         | 0          | -           | -         | 0        |
| 2014          | Was  | 2         | 56         | 28          | 28        | 0        |
| <b>Career</b> |      | <b>18</b> | <b>415</b> | <b>23.1</b> | <b>47</b> | <b>0</b> |

### PUNT RETURN

| Year          | Team | PR        | Yds        | Avg        | Lg        | TD       |
|---------------|------|-----------|------------|------------|-----------|----------|
| 2010          | Ari  | 35        | 263        | 7.5        | 25        | 0        |
| 2011          | Ari  | 2         | -3         | -1.5       | -1        | 0        |
| 2012          | Ari  | 3         | 15         | 5          | 10        | 0        |
| 2014          | Was  | 9         | 95         | 10.6       | 37        | 0        |
| <b>Career</b> |      | <b>49</b> | <b>370</b> | <b>7.6</b> | <b>37</b> | <b>0</b> |

### ADDITIONAL

**Fumbles-Lost:** 2-1 in 2010, 1-0 in 2011, 1-0 in 2012

## CAREER HIGHS

### SINGLE-GAME

|                              |                             |
|------------------------------|-----------------------------|
| <b>Receptions:</b>           | 9, vs. St. Louis (11/25/12) |
| <b>Receiving Yards:</b>      | 118, vs. Miami (09/30/12)   |
| <b>Long (Receiving):</b>     | 74t, vs. Dallas (12/25/10)  |
| <b>Receiving Touchdowns:</b> | 2, vs. Miami (09/30/12)     |
| <b>Carries:</b>              | 1, seven times              |
| <b>Rushing Yards:</b>        | 15, vs. Seattle (09/09/12)  |
| <b>Long (Rushing):</b>       | 15, vs. Seattle (09/09/12)  |

### SINGLE-SEASON

|                              |             |
|------------------------------|-------------|
| <b>Receptions:</b>           | 64 (2012)   |
| <b>Receiving Yards:</b>      | 759 (2012)  |
| <b>Receiving Touchdowns:</b> | 5 (2012)    |
| <b>Receiving Average:</b>    | 12.8 (2010) |



# ALDRICK ROBINSON

**WIDE RECEIVER**  
5-10 | 184  
DOB: 11/24/88



**4TH NFL SEASON**  
SMU  
WAXAHACHIE H.S. (WAXAHACHIE, TEXAS)

## MILESTONES

**NFL debut:** 9/9/12 (at NO)... **First reception:** 9/9/12 (at NO, 5 yards from Robert Griffin III)... **First receiving TD:** 9/9/12 (at NO, 5 yards from Robert Griffin III)

## TRANSACTIONS

Selected by the Washington Redskins in the sixth round (178th overall) of the 2011 NFL Draft... Re-signed with the Redskins as an exclusive rights free agent on February 6, 2014.

## PRO

Deep threat who enters 2014 having appeared in 31 career games with three starts... Posted 29 career receptions for 602 yards (20.8 avg.) and five touchdowns through the 2013 season.

## YEAR-BY-YEAR

### 2014 (REDSKINS)

Played as a reserve at HOU (9/7)... Caught one pass for six yards vs. JAX (9/14).

### 2013 (REDSKINS)

Played in all 16 games, making one start in Week 17. Posted career highs in receptions (18) and receiving yards (365) during the season and added two touchdown receptions... Saw action at wide receiver and on special teams vs. PHI (9/9)... Caught one pass for 13 yards at GB (9/15)... Saw action vs. DET (9/22), at OAK (9/29) and at DAL (10/13)... Caught two passes for a career-high 75 yards (37.5 avg.) including a 45-yard touchdown vs. CHI (10/20)... Saw action in reserve at DEN (10/27)... Caught one pass for four yards vs. SD (11/3)... Saw action on offense at MIN (11/7)... Caught two passes for 60 yards (30.0 avg.) including a 41-yard touchdown at PHI (11/17)... Played on offense and special teams vs. SF (11/25)... Added a nine-yard rush vs. NYG (12/1)... Caught a season-high four passes for 67 yards (16.8 avg.) vs. KC (12/8)... Caught four passes for a career-high 99 yards including a 62-yarder at ATL (12/15)... Caught one pass for 14 yards vs. DAL (12/22)... Started and recorded three receptions for 33 yards (11.0 avg.) at NYG (12/29).

### 2012 (REDSKINS)

Played in 15 games, starting two... Caught 11 passes for 237 yards for a team-high 21.5-yard average... Caught three touchdown passes... Made his NFL debut at NO (9/9), catching four passes for 52 yards (13.0 avg.) and scored the first receiving touchdown of his career... Made his first career start in Week 2 at STL (9/16), catching two passes for 40 yards (20.0 avg.)... Caught one pass for 12 yards as a reserve receiver vs. CIN (9/23)... Inactive at TB (9/30)... Had one catch for 10 yards vs. ATL (10/7)... Saw action at wide receiver vs. MIN (10/14)... Saw action at wide receiver at NYG (10/21) and received his first career carry, rushing for 14 yards... Saw action at wide receiver at PIT (10/28)... Earned his second start of his career vs. CAR (11/4) and had one catch for six yards... Had one catch for a 49-yard touchdown, the second of his career, in a win vs. PHI (11/18)... Had one catch for a career long 68-yard touchdown in a Thanksgiving Day win at DAL (11/22)... Saw action at wide receiver in a win vs. NYG on Monday Night Football (12/3), a win vs. BAL (12/9), a win at CLE (12/16) and a

win at PHI (12/23)... Played wide receiver and special teams in a division-clinching win vs. DAL (12/30)... Saw action at wide receiver in his first career postseason game in the NFC Wild Card Round vs. SEA (1/6).

### 2011 (REDSKINS)

Spent the majority of the 2011 season on the practice squad before being activated in Week 17... Was inactive at PHI (1/1).

## COLLEGE

Appeared in 46 games during his career and caught 181 passes for 3,313 yards (18.3 avg.) and 30 touchdowns at SMU from 2007-10... Ranks second in school history in receiving yards (3,313) and receiving touchdowns (30), and fourth in receptions (181)... Played in all 14 games as senior, and set a single season record for receiving touchdowns (14) and second most receiving yards (1,301) all-time, earning All-CUSA first-team honors... Ranked 12th in the nation with an average of 92.93 receiving yards per game... Totaled 182 yards receiving against Tulane, which is the fourth-highest single-game total in school history... As a junior, played in 13 games and caught 65 passes for 800 yards (17.0 avg.) and five touchdowns... Caught a 96-yard touchdown pass against East Carolina, which tied for the longest pass play in school history... As a sophomore, played in 10 games and caught 59 passes for 1,047 yards (17.7 avg.) and 11 touchdowns, and earned All-C-USA honorable mentioned honors... Ranked sixth in the nation with an average of 104.7 receiving yards per game... Totaled 210 yards against UCF, which is the second-highest single-game total in school history... As a freshman, played in nine games and caught 10 passes for 166 yards (16.6 avg.).

## PERSONAL

Was part of the Redskins' 80 Anniversary Thank You Tour throughout Virginia, Maryland and Washington, D.C. in 2012... Played football and ran track at Waxahachie H.S. (Texas)... Named to the All-District team in 2005 and 2006... As a senior, caught 29 passes for 647 yards and eight touchdowns, totaled 1,500 all-purpose yards, and was the team MVP... As a junior, caught 21 passes for 651 yards and eight touchdowns... Majored in philosophy... Married to the former Bianca Samples, with whom he welcomed their first child during the 2013 season.

## CAREER HIGHS

### SINGLE-GAME

|                              |  |
|------------------------------|--|
| <b>Receptions:</b>           | 4, three times, last at Atlanta (12/15/13)     |
| <b>Receiving Yards:</b>      | 99, at Atlanta (12/15/13)                      |
| <b>Long (Receiving):</b>     | 68t, at Dallas (11/22/12)                      |
| <b>Receiving Touchdowns:</b> | 1, five times, last at Philadelphia (11/17/13) |

## YEAR-BY-YEAR STATS

### RECEIVING

| Year          | Team | GP        | GS       | No        | Yds        | Avg         | Lg         | TD       |
|---------------|------|-----------|----------|-----------|------------|-------------|------------|----------|
| 2012          | Was  | 15        | 2        | 11        | 237        | 21.5        | 68t        | 3        |
| 2013          | Was  | 16        | 1        | 18        | 365        | 20.3        | 62         | 2        |
| 2014          | Was  | 2         | 0        | 1         | 6          | 6           | 6          | 0        |
| <b>Career</b> |      | <b>33</b> | <b>3</b> | <b>30</b> | <b>608</b> | <b>20.3</b> | <b>68t</b> | <b>5</b> |

### RUSHING

| Year          | Team | GP        | GS       | No       | Yds       | Avg        | Lg        | TD       |
|---------------|------|-----------|----------|----------|-----------|------------|-----------|----------|
| 2012          | Was  | 15        | 2        | 1        | 14        | 14         | 14        | 0        |
| 2013          | Was  | 16        | 1        | 3        | -4        | -1.3       | 9         | 0        |
| 2014          | Was  | 2         | 0        | 0        | 0         | 0          | 0         | 0        |
| <b>Career</b> |      | <b>33</b> | <b>3</b> | <b>4</b> | <b>10</b> | <b>2.5</b> | <b>14</b> | <b>0</b> |

### POSTSEASON

2012 (WAS): 1 G



# KEENAN ROBINSON

LINEBACKER  
6-3 | 240  
DOB: 7/7/89



3RD NFL SEASON  
TEXAS  
PLANO EAST H.S. (PLANO, TEXAS)

## MILESTONES

**NFL debut:** 9/9/12 (at NO)... **First NFL start:** 9/7/14 (at HOU)... **First FR:** 9/7/14 (at HOU, Arian Foster)

## TRANSACTIONS

Selected by the Washington Redskins in the fourth round (119th overall) of the 2012 NFL Draft.

## PRO

Enters 2014 having appeared in 11 games as a rookie in 2012 before missing the 2013 season due to injury.

## YEAR-BY-YEAR

### 2014 (REDSKINS)

Recorded his first NFL start at HOU (9/7), making five tackles (all solo) and notching the first fumble recovery of his career... Tied for team lead with six tackles (four solo) in a start vs. JAX (9/14). Recorded the first partial sack of his career.

### 2013 (REDSKINS)

Placed on the Reserve/Injured list on Aug. 26 after sustaining a pectoral injury during training camp.

### 2012 (REDSKINS)

Played 11 games in his rookie season, getting credit for nine tackles (four solo) on defense and seven special teams tackles according to the coaching staff... Saw action on special teams in a season-opening win at NO (9/9)... Played at linebacker and on special teams at STL (9/16), vs. CIN (9/23), at TB (9/30), vs. ATL (10/7) and vs. MIN (10/14)... Had one tackle on defense and two special teams tackles at NYG (10/21)... Had two tackles (both solo) at PIT (10/28)... Saw action at linebacker and on special teams vs. CAR (11/4)... Had one tackle in a win vs. PHI (11/18)... Had two tackles (both solo) in a Thanksgiving Day win at DAL (11/22)... Placed on the Reserve/Injured list with a torn pectoral on Nov. 27.

## COLLEGE

Played in 51 games, including 39 starts, at outside linebacker during his five-year career... Was a two-time Butkus Award semifinalist... Graduated in December 2011 with a degree in sports management... Posted 317 tackles (172 solo), 5.5 sacks, 25 TFL, 14 pressures, two INTs, two fumble recoveries, three forced fumbles and 14 passes defended during his career... Named the 2011 Holiday Bowl Defensive MVP... Started all 13 games in 2011, recording 106 tackles, 10 tackles for loss, one sack, one safety, 13 pressures, seven pass breakups and two caused fumbles... Started all 12 games at linebacker and appeared on special teams in 2010... Posted 113 tackles (61 solo), eight TFL, two sacks, two INTs, two fumble recoveries, one forced fumble, two passes defended and one TD... Started 14 games at outside linebacker in 2009... Compiled 74 tackles (42 solo), 1.5 sacks, five TFL, a pressure and four passes defended... Appeared in 12 games at outside linebacker in 2008... Notched 24 tackles (16 solo), a sack, two TFL, a pressure and a pass defended.

## PERSONAL

At Plano East (Texas) H.S., was named first-team All-American by both Parade Magazine and USA Today... Was a member of ESPN's top 150 national prospects... Finished his high school career with 273 tackles... Won the district championship in the triple jump as a junior... Was a three-time member of UT's Athletics Director's Honor Roll... Graduated with a degree in physical culture and sport with a minor in business... Served as a mentor at local middle schools in the Brothers and Brothers program... In 2013, despite being on injured reserve, volunteered at the All-Stars Survivors Celebration at Redskins Park for women battling breast cancer... Was an active member at church functions at Texas... Brother, Aubrey Smith, played cornerback at NAIA Missouri Valley College... Enjoys video games and cooking... Can do multiple backflips... Born on July 7, 1989.

## YEAR-BY-YEAR STATS

### DEFENSE

| Year          | Team | G         | GS       | Tack            | Solo      | Sack       | INT      | PD       |
|---------------|------|-----------|----------|-----------------|-----------|------------|----------|----------|
| 2012          | Was  | 11        | 0        | 7               | 5         | 0          | 0        | 0        |
| 2013          | Was  |           |          | Injured Reserve |           |            |          |          |
| 2014          | Was  | 2         | 2        | 11              | 9         | 0.5        | 0        | 0        |
| <b>Career</b> |      | <b>13</b> | <b>2</b> | <b>18</b>       | <b>14</b> | <b>0.5</b> | <b>0</b> | <b>0</b> |

\*Tackle stats according to STATS, LLC

### ADDITIONAL

Fumbles Forced-Recovered: 0-1 in 2014



# TRENTON ROBINSON

**SAFETY**  
5-9 | 195  
DOB: 2/16/90



**3RD NFL SEASON**  
**MICHIGAN STATE**  
BAY CITY CENTRAL H.S. (BAY CITY, MICH.)

## MILESTONES

**NFL debut:** 9/9/12 (at GB)... **Redskins debut:** 10/20/13 (vs. CHI)... **First INT:** 9/14/14 (vs. JAX, Chad Henne)

## TRANSACTIONS

Selected by the San Francisco 49ers in the sixth round (180th overall) of the 2012 NFL Draft... Released by the 49ers on August 31, 2013... Signed to the Philadelphia Eagles' practice squad on September 2, 2013... Released by the Eagles on October 8, 2013... Signed by the Washington Redskins on October 15, 2013.

## PRO

Joined the Redskins prior to Week 7 of the 2013 season... Enter 2014 having previously appeared in 14 NFL games in his career, three with the San Francisco 49ers in 2012 and 11 with Washington in 2013.

## YEAR-BY-YEAR

### 2014 (REDSKINS)

Contributed on special teams at HOU (9/7)... Recorded his first career interception and made three tackles (two solo) vs. JAX (9/14).

### 2013 (EAGLES/REDSKINS)

Appeared in 11 games, primarily as a special teams contributor, after spending the first five weeks of the season on the Eagles' practice squad... Signed with the Redskins on Oct. 15... Made his Redskins debut on special teams vs. CHI (10/20)... Contributed on special teams at DEN (10/27), vs. SD (11/3) and at MIN (11/7)... Recorded two solo tackles at PHI (11/17)... Played on defense and special teams vs. SF (11/25), vs. NYG (12/1), vs. KC (12/8), at ATL (12/15) and vs. DAL (12/22)... Registered a solo tackle and two passes defensed at NYG (12/29).

### 2012 (49ERS)

Played in first three games of the season, adding one special teams tackle... Made NFL debut at GB (9/9).

## COLLEGE

Played in 46 games with 32 starts at Michigan State from 2008-11, registering 229 tackles, 9 INTs, 2 TFLs and 12 PDs... In 2011, earned first-team All-Big Ten honors and was elected team captain... Started all 14 games in 2011 and led the Spartans with 4 INTs, while adding 80 tackles and 2 TFLs... Helped Michigan State rank first in the Big Ten and sixth in the nation in total defense (277.4 avg.)... As a junior, earned Second-Team All-Big Ten honors, notching 76 tackles, 4 INTs and 8 PDs and was awarded the team's Outstanding Underclass Back Award... As a sophomore, played in 11 games (seven starts), recording 67 tackles, 1 INT and 2 PDs. In 2008, played in 8 games and tallied 6 tackles... Majored in sociology.

## PERSONAL


Attended Bay City Central (Mich.) H.S. and was named to Prep Star's All-Midwest team, as a senior... Was a three-year starter and was selected to The Detroit News and Detroit Free Press Dream Teams in 2007... As a senior, recorded 45 tackles, 4 INTs, 2 FRs and 14 PDs on defense. Also rushed for 472 yards and five TDs, while adding 16 catches for 238 yards and two TDs... Participated with fellow defensive backs at the Wilson Reading Challenge Finale in 2013... Born Trenton Robinson on Feb. 16, 1990 in Bay City, Mich.

## YEAR-BY-YEAR STATS

### DEFENSE

| Year          | Team | G         | GS       | Tack     | Solo     | Sack     | INT      | PD       |
|---------------|------|-----------|----------|----------|----------|----------|----------|----------|
| 2012          | SF   | 3         | 0        | 0        | 0        | 0        | 0        | 0        |
| 2013          | Was  | 11        | 0        | 2        | 1        | 0        | 0        | 2        |
| 2014          | Was  | 2         | 0        | 3        | 2        | 0        | 1        | 1        |
| <b>Career</b> |      | <b>16</b> | <b>0</b> | <b>5</b> | <b>3</b> | <b>0</b> | <b>1</b> | <b>3</b> |

*\*Tackle stats according to STATS, LLC*



# NICK SUNDBERG

**LONG SNAPPER**  
6-0 | 264  
DOB: 7/29/87



**5TH NFL SEASON**  
**CALIFORNIA**  
**NORTH CANYON H.S. (PHOENIX, ARIZ.)**

## MILESTONES

**NFL debut:** 9/12/10 (vs. DAL)

## TRANSACTIONS

Originally entered the NFL with the Carolina Panthers as a college free agent on May 1, 2009... Waived by the Panthers on August 7, 2009... Signed to the Baltimore Ravens' practice squad on December 23, 2009... Signed with the Washington Redskins as a free agent on January 28, 2010... Re-signed with the Redskins as a restricted free agent on March 11, 2013.

## PRO

Enters 2014 having appeared in 45 career regular season games, all with Washington... Became a cult hero in 2012 after snapping an entire half with a broken arm during the team's season-opening win at NO... Had an 8-0 record in regular season games in which he played in 2012.

## YEAR-BY-YEAR

### 2014 (REDSKINS)

Handled long-snapping duties at HOU (9/7) and vs. JAX (9/14).

### 2013 (REDSKINS)

Played in five games before suffering a season-ending injury... Snapped for all kicks and punts vs. PHI (9/9)... Snapped for all kicks and punts at GB (9/15), including the first point of kicker John Potter's career on a third-quarter PAT... Snapped for all kicks and punts, including Potter's first career made field goal vs. DET (9/22)... Snapped for all kicks and punts at OAK (9/29)... Snapped at DAL (10/13) before leaving the game with a knee injury... Placed on the Reserve/Injured list on Oct. 15.

### 2012 (REDSKINS)

Appeared in eight regular season games, with the Redskins finishing the regular season 8-0 in games in which he served as long snapper... Was the long snapper during the Redskins' 40-32 win at NO (9/9), snapping for all 16 points scored by kicker Billy Cundiff (4/4 FG, 4/4 PAT) despite playing with a broken arm for the entire second half... Placed on Reserve/Injured list following the game but was designated for return... Returned to action in Week 11 in a win vs. PHI (11/18)... Snapped in a Thanksgiving Day win at DAL (11/22), including snapping on Kai Forbath's fourth-quarter field goal that pushed Forbath to 10-for-10 in his career... Snapped in a win vs. NYG (12/3) on Monday Night Football... Snapped in a win vs. BAL (12/9)... Snapped in a win at CLE (12/16)... Snapped in a win at PHI (12/23), including for the 17th consecutive made field goal to open kick Kai Forbath's career, setting an NFL record... Snapped in a division-clinching win vs. DAL (12/30)... Made his postseason debut in the NFC Wild Card Round vs. SEA (1/6).

### 2011 (REDSKINS)

Appeared in all 16 games at long snapper... Snapped for kicker Graham Gano's 4-for-4 performance on PATs vs. NYG (9/11)... Snapped for kicker Graham Gano's 3-for-4 field goal attempts and 1-for-1 PATs vs. ARI (9/18)... Snapped for kicker Graham Gano's 3-for-4 field goal attempts and 1-for-1 PATs at DAL (9/26)... Snapped for kicker Graham Gano's 1-for-1 on field goal attempts and 2-for-2 PATs at STL (10/2)... Snapped for kicker Graham Gano's 2-for-2 on field goal attempts and 1-for-1 PATs vs. PHI (10/16)... Snapped for kicker Graham Gano's 2-for-2 on field goal attempts and 2-for-2 PATs at CAR (10/23)... Snapped for kicker Graham Gano's 0-for-1 field goal attempts at BUF (10/30)... Snapped for kicker Graham Gano's 1-for-1 field goal attempts vs. SF (11/6)... Snapped for kicker Graham Gano's 3-for-5 field goal attempts at MIA (11/13)... Snapped for kicker Graham Gano's 1-for-2 field goal attempts at SEA (11/27)... Snapped for kicker Graham Gano's 4-for-4 field goal attempts vs. NYJ (12/4)... Snapped for kicker Graham Gano's 2-for-2 field goal attempts vs. NE (12/11)... Snapped for kicker Graham Gano's 3-for-3 field goal attempts at NYG (12/18)... Snapped for kicker Graham Gano's 4-for-4 field goal attempts vs. MIN (12/24)... Snapped for kicker Graham Gano's 1-for-2 field goal attempts at PHI (1/1/12)... Also spent the season snapping for punter Sav Rocca, who had the third-best net punting season in team history (39.0 net yards per punt).

### 2010 (REDSKINS)

Appeared in all 16 regular season games... Made his NFL debut vs. DAL (9/12) while handling all long snapping duties... Handled all long snapping duties vs. HOU (9/19), at STL (9/26) and at PHI (10/3)... Handled long snapping duties vs. GB (10/10). Snapped for kicker Graham Gano's game-tying and game-winning field goals... Handled all long snapping duties vs. IND (10/17), at CHI (10/24), at DET (10/31), vs. PHI (11/15), at TEN (11/21), vs. MIN (11/28), at NYG (12/5), vs. TB (12/12), at DAL (12/19) and at JAX (12/26)... Handled long snapping duties vs. NYG (1/2) and had one special teams tackle.

### 2009 (RAVENS)

Spent the final two weeks of the regular season and two playoff games as a member of the Baltimore Ravens' practice squad.

## COLLEGE

Played in 52 consecutive games as the long snapper at California... Started at long snapper all four years at California.

## PERSONAL

Attended North Canyon H.S. in Phoenix, serving as a team captain and earning all-region honorable mention his senior season. Also participated in track and wrestling... Majored in legal studies at California... Has been active with the Washington Redskins Charitable Foundation throughout his tenure with the Redskins... In 2013, helped with the Recess at Guilford Elementary School event, attended the annual Harvest Feast event and volunteered at the Adopt a Child Shopping Spree... In 2012, volunteered at the annual Redskins All-Star Survivors Celebration, an event that provides an afternoon of pampering for area women battling breast cancer... In 2011, worked with the Washington Redskins Charitable Foundation and the U.S. Marine Corps to provide 1,100 youth in need with a toy during the holiday season at the annual Skins Santa Shoppe... Helped distribute 3,500 whole turkeys and Thanksgiving food baskets at FedExField to Prince George's County residents in need at the team's annual Harvest Feast... Participated in Pros vs. GI Joes video game competition between Redskins players and troops stationed in Kandahar, Afghanistan... Was active with the Washington Redskins Charitable Foundation in 2010, participating in the PLAY 60 Challenge Mini-Combine, Hometown Huddle, Rehabbing with the Troops, Harvest Feast, Renaldo Wynn's Adopt a Child for the Holidays and Skins Santa Shoppe.

## YEAR-BY-YEAR STATS


### GAMES/STARTS

| Year          | Team | GP        | GS       |
|---------------|------|-----------|----------|
| 2010          | Was  | 16        | 0        |
| 2011          | Was  | 16        | 0        |
| 2012          | Was  | 8         | 0        |
| 2013          | Was  | 5         | 0        |
| 2014          | Was  | 2         | 0        |
| <b>Career</b> |      | <b>47</b> | <b>0</b> |

### POSTSEASON

2012 (WAS): 1 G





# TRESS WAY

**PUNTER**  
6-1 | 215  
DOB: 4/18/90



**1ST NFL SEASON**  
**OKLAHOMA**  
**UNION H.S. (TULSA, OKLA.)**

## MILESTONES

NFL debut: 9/7/14 (at HOU)

## TRANSACTIONS

Originally entered the NFL with the Chicago Bears as a college free agent on April 28, 2013... Waived by the Bears on August 25, 2013... Signed with the Bears on January 1, 2014... Waived by the Bears on August 18, 2014... Claimed on waivers by the Washington Redskins on August 20, 2014.

## YEAR-BY-YEAR

### 2014 (REDSKINS)

Joined the Redskins via waiver claim in the preseason... Made NFL debut at HOU (9/7), punting five times with an average of 49.2 yards with two downed inside the 20 and a long of 61... Punted four times for an average of 49.8 yards with a long of 61 vs. JAX (9/14).

### 2013 (BEARS)

Spent the offseason with the Bears before being released on Aug. 25.

## COLLEGE

Appeared in 53 games at Oklahoma from 2008-12, punting 250 times for 10,988 yards (44.0 avg) with 36 touchbacks and 91 punts downed inside the 20... Had 71 punts of 50-plus yards during his career with a long of 85... Exited OU ranking No. 1 in school history with a 44.0 yards-per-punt average... Set Oklahoma career record with 71 punts of 50-plus yards... Named All-Big 12 Honorable Mention by coaches as a senior, placing 22 of his 53 punts inside the opponents' 20-yard line with just eight touchbacks... Named honorable mention All-Big 12 by AP and coaches as a junior after placing 34 of his 63 punts inside the opponents' 20-yard line with just six touchbacks... Was honorable mention All-American by Sports Illustrated, All-Big 12 second team by Phil Steele and All-Big 12 honorable mention by AP and the coaches as a sophomore. Rotated with kickoff duties as well and had nine touchbacks on 70 kickoffs while averaging 63.0 yards per kick... Named Sporting News third-team All-American and first-team All-Big 12 by the Waco Tribune Herald and second-team by AP, coaches, Dallas Morning News and Fort Worth Star-Telegram as a redshirt freshman. Led the Big 12 and ranked No. 3 nationally in punting average that season.

## PERSONAL

Attended Union H.S. in Tulsa, Okla., where he was a member of all-state teams for both The Oklahoman and Tulsa World... Named district special teams player of the year as a senior... Handled kicking duties, converting all 42 extra point attempts and 14-of-19 field goal attempts... Selected to play in the 2008 Oil Bowl... Son of Debra and Leo Way... Born on April 18, 1990.

## YEAR-BY-YEAR STATS

### PUNTING

| Year          | Team | No.      | Yds        | Avg.        | Lg        | In 20    | TB       | Net         |
|---------------|------|----------|------------|-------------|-----------|----------|----------|-------------|
| 2014          | Was  | 9        | 445        | 49.4        | 61        | 3        | 1        | 38.8        |
| <b>Career</b> |      | <b>9</b> | <b>445</b> | <b>49.4</b> | <b>61</b> | <b>3</b> | <b>1</b> | <b>38.8</b> |

## CAREER HIGHS

### SINGLE-GAME

|                                |                                   |
|--------------------------------|-----------------------------------|
| <b>Punts:</b>                  | 5, at Houston (09/07/14)          |
| <b>Punting Yards:</b>          | 246, at Houston (09/07/14)        |
| <b>Punting Average:</b>        | 49.8, vs. Jacksonville (09/14/14) |
| <b>Punts Downed Inside 20:</b> | 2, at Houston (09/07/14)          |
| <b>Net Punting Average:</b>    | 42.5, vs. Jacksonville (09/14/14) |



# TRENT WILLIAMS

**TACKLE**  
6-5 | 337  
DOB: 7/19/88



**5TH NFL SEASON**  
**OKLAHOMA**  
LONGVIEW H.S. (LONGVIEW, TEXAS)

## HONOR ROLL

Offensive Captain (2011-14)  
Two-time Pro Bowl selection (2012-13 seasons)

## MILESTONES

**NFL debut:** 9/12/10 (vs. DAL)

## TRANSACTIONS

Selected by the Washington Redskins in the first round (fourth overall) of the 2010 NFL Draft.

## PRO

One of the game's preeminent left tackles who enters 2014 having played in 56 career regular season games with 55 starts... Earned his first career Pro Bowl selection following the 2012 season and followed it up with another berth in 2013. Joined Chris Samuels, Jim Lachey and Jow Jacoby as the only Redskins tackles to make consecutive trips to the Pro Bowl since the 1970 AFL-NFL merger... Was the first offensive tackle selected by the Redskins in the first round of the NFL Draft since Chris Samuels in 2000 (third overall).

## YEAR-BY-YEAR

### 2014 (REDSKINS)

Named offensive captain by his teammates prior to the season... Started at left tackle at HOU (9/7)... Started at left tackle vs. JAX (9/14), helping the Redskins to 41 points and 449 net yards.

### 2013 (REDSKINS)

Made his second consecutive Pro Bowl after starting all 16 games for the second straight seasons... Voted by his teammates as an offensive captain prior to the start of the season... Started at left tackle and helped quarterback Robert Griffin III pass for 329 yards vs. PHI (9/9)... Started at left tackle and helped the Redskins produce a 300-yard passer and 100-yard rusher at GB (9/15)... Started at left tackle vs. DET (9/22) and helped Griffin III throw for 300 yards for a third consecutive week... Started at left tackle at OAK (9/29) and helped the team to its first win of the season... Started at left tackle at DAL (10/13), helping Washington post more than 200 yards both rushing and passing... Started at left tackle vs. CHI (10/20), helping the Redskins post 499 yards and 45 points... Started at left tackle at DEN (10/27)... Started at left tackle vs. SD (11/3) as the Redskins posted 500 yards of offense... Started at left tackle and helped the Redskins to 191 rushing yards at MIN (11/7)... Started at left tackle in another 400-yard offensive performance at PHI (11/17)... Started at left tackle vs. SF (11/25), vs. NYG (12/1) and vs. KC (12/8)... Started at left tackle at ATL (12/15) and helped Kirk Cousins throw for 381 yards... Started at left tackle vs. DAL (12/22) and at NYG (12/29).

### 2012 (REDSKINS)

Started all 16 regular season games and earned his first career Pro Bowl nod for his performance at left tackle all season... Was named by his teammate as an offensive captain prior to the start of the season... Started at left tackle and helped Robert Griffin III throw for 320 yards in a season-opening win at NO (9/9)... Started at left tackle and helped the Redskins rush for

176 yards at STL (9/16)... Started at left tackle at CIN (9/23) and eventually left the game with a bone bruise in his knee... Started at left tackle at TB (9/30) and was specifically praised by Mike Shanahan for his toughness and his play in playing the entire game despite missing most of the week of practice with a bone bruise in his knee... Started at left tackle and helped Alfred Morris to his second consecutive 100-yard rushing game vs. ATL (10/7)... Started and helped the Redskins rush for 183 yards vs. MIN (10/14)... Started at NYG (10/21), contributing to the team's 248 rushing yards and 480 yards of total offense... Started at PIT (10/28) and vs. CAR (11/4)... Started in a win vs. PHI (11/18) and helped Robert Griffin III post a perfect passer rating... Started at left tackle in a Thanksgiving Day win at DAL (11/22), helping Griffin III become the first player in team history to throw four touchdown passes in consecutive games... Despite playing with a thigh bruise that significantly limited him during the week, started at left tackle in a win vs. NYG (12/3) on Monday Night Football and helped the Morris rush for a career-high 124 yards while also anchoring a unit that did not allow a sack... Started at left tackle and helped the Redskins rush for 172 yards in a win vs. BAL (12/9)... Started and blocked for Kirk Cousins' 329-yard starting debut in a win at CLE (12/16)... Started in a win at PHI (12/23)... Started and helped Morris to the single-season team record for rushing yardage with a 200-yard effort in a division-clinching win vs. DAL (12/30)... Started his first career postseason game in the NFC Wild Card Round vs. SEA (1/6).

### 2011 (REDSKINS)

Started 10 games at left tackle... Started at left tackle in a season-opening win vs. NYG (9/11)... Started at left tackle vs. ARI (9/18) and helped pave the way for a running attack that totaled 35 carries for 172 yards (4.9 avg.)... Started at left tackle at DAL (9/26) and helped protect quarterback Rex Grossman, who passed for 250 yards... Started at left tackle at STL (10/2) and helped blocked for a rushing attack that totaled 196 yards, a season high... Started at left tackle vs. PHI (10/16) before exiting with a knee injury... Was inactive at CAR (10/23) and at BUF (10/30)... Started at left tackle vs. SF (11/6) and at MIA (11/13)... Started at left tackle vs. DAL (11/20) and protected quarterback Rex Grossman, who passed for 292 yards and two touchdowns for a quarterback rating of 95.5... Started at left tackle at SEA (11/27) in a comeback road win. Blocked for Grossman, who passed for a season-high 314 yards, as well as running back Roy Helu, who rushed for 108 yards and a touchdown... Started at left tackle vs. NYJ (12/4), blocking for Helu, who rushed for more than 100 yards for the second consecutive game... Placed on Reserve/Suspended by Commissioner List on Dec. 6...

### 2010 (REDSKINS)

Appeared in 14 games, making 13 starts... Made his NFL debut starting at left tackle vs. DAL (9/12) and helped hold the Dallas defense to only one sack... Opened the game at left tackle vs. HOU (9/19) and helped provide protection for Donovan McNabb to throw for 426 yards, which is the fourth-highest total in team history. Also helped open up lanes for Clinton Portis to rush for two touchdowns for the first time since Oct. 12, 2008 vs. St. Louis. Left the game with 1:20 remaining in the fourth quarter with a knee injury... Declared inactive at STL (9/26) and at PHI (10/3) with a knee/toe injury... Started at left tackle vs. GB (10/10) and provided protection for Donovan McNabb to throw for 357 yards and one touchdown... Started at left tackle vs. IND (10/17) and opened holes for Ryan Torain to gain the first 100-yard rushing game of his career. Held defensive end Dwight Freeney without a sack... Started at left tackle at CHI (10/24).

Cleared the way for Ryan Torain to rush for 125 yards and average six yards per carry. Held Julius Peppers without a sack... Started at left tackle at DET (10/31)... Started at left tackle vs. PHI (11/15). Opened holes for running back Keiland Williams to set career highs with 16 rushes for 89 yards (5.6 avg.) and two touchdowns. Provided protection for Donovan McNabb to complete 17-of-31 passing attempts for 295 yards and a season-high two touchdowns... Started at left tackle at TEN (11/21). Provided protection for quarterback Donovan McNabb to complete 30-of-50 passing attempts for 376 yards and one touchdown... Started at left tackle vs. MIN (11/28)... Played at left tackle at NYG (12/5) and provided protection for quarterback Donovan McNabb to complete 26-of-44 passing attempts for 296 yards and one touchdown. Was limited by a shoulder injury... Started at left tackle vs. TB (12/12). Opened holes for running back Ryan Torain to set a career high with 172 yards on 24 carries (7.2 avg.), including 158 yards in the first half and 121 in the first quarter. Provided protection for Donovan McNabb to complete 22-of-35 passing attempts for 228 yards, two touchdowns and have a 100.7 passer rating... Started at left tackle at DAL (12/19) and provided protection for quarterback Rex Grossman to complete 25-of-43 passing attempts for 322 yards and a career-high four touchdowns... Opened the game at left tackle at JAX (12/26)... Started at left tackle vs. NYG (1/2). Provided protection for quarterback Rex Grossman to complete 26-of-44 passing attempts for 336 yards and two touchdowns.

## COLLEGE

Started 39-of-50 games during his Oklahoma career, including 12 at left tackle and 27 on the right side... Was named first-team All-American as a senior in 2009, a third-team All-American as a junior in 2008 and a second-team Freshman All-American in 2006... Also earned first-team All-America honors by The NFL Draft Report, American Football Coaches Association, Walter Camp Football Foundation, Associated Press, Dallas Morning News, Fort Worth Star-Telegram, Kansas City Star and Waco Herald Tribune as a senior... Earned consensus first-team All-Big 12 Conference honors after he shifted to left tackle in his final season and allowed just two quarterback sacks... Played in 11 games as a senior before sustaining a concussion and did not play against Oklahoma State or in the Sun Bowl against Stanford... As the lone returning starter along the offensive line as a senior, the Sooners ranked 11th in the nation with an average of 289.23 passing yards per game and 16th nationally in fewest sacks allowed per game (1.15)... As a junior, started all 14 games, the first contest at left tackle and the remaining 13 games at right tackle... Earned All-Big 12 first-team honors by the coaches, second-team honors by Dallas Morning News and San Antonio Express News and was an honorable mention selection by Associated Press as a junior... Allowed just a half-sack and two pressures in 517 pass plays while being penalized only twice... Was an instrumental member of an offensive line that helped Oklahoma finish third in the nation in passing (349.36 ypg), total offense (547.86 ypg) and fewest sacks allowed (0.93 spg), while leading the country in scoring (51.14 ppg)... As a sophomore, saw action in all 14 games and had seven starts at right tackle... Helped the Sooners rank fifth in the nation in scoring (42.29 ppg) and fewest sacks allowed (1.0 spg), while averaging 448.93 yards per game, good for 19th in the country... As a freshman, played in 11 games at right tackle and moved into the starting lineup his final six contests... Part of the unit that led the Big 12 and finished 11th in the nation in fewest sacks allowed per game (1.21)... Paved the way for a Sooners rushing attack to average 177.14 yards per game, while the offense averaged 30.29 points, the 19th-best mark in the country.

## PERSONAL

Participated in Pros vs. GI Joes video game competition between Redskins players and troops stationed in Kandahar, Afghanistan in 2011... In his first season with the Redskins in 2010, participated in the Draft Day Fan Party and the Skins Santa Shoppe... Honored in his hometown of Longview, Texas, with "Trent Williams Day" on May 12, 2010 to celebrate his selection in the NFL Draft... Ran a 4.88 40-yard dash at the NFL Combine and boasts a personal best time of 4.78 seconds. Attended Longview H.S., where he played with former Redskins Malcolm Kelly and Robert Henson... Was a unanimous first-team All-District selection as a senior... Earned first-team All-East Texas and second-team Texas all-state... Played in the Max Emfinger All-Star game... Was a second-team all-district 12-5A as a junior... Considered a three-star recruit by Rivals.com as he was rated the 28th-best offensive guard prospect in the nation and also placed 63rd on its Texas Top 100 squad... Parents are Freddie and Veronica Williams... Born July 19, 1988 in Longview, Texas.

## YEAR-BY-YEAR STATS

### GAMES/STARTS

| Year          | Team | GP        | GS        |
|---------------|------|-----------|-----------|
| 2010          | Was  | 14        | 13        |
| 2011          | Was  | 10        | 10        |
| 2012          | Was  | 16        | 16        |
| 2013          | Was  | 16        | 16        |
| 2014          | Was  | 2         | 2         |
| <b>Career</b> |      | <b>58</b> | <b>57</b> |

### POSTSEASON

2012 (WAS): 1 G (GS)



# DARREL YOUNG

**FULLBACK**  
5-11 | 251  
DOB: 4/8/87



**5TH NFL SEASON**  
**VILLANOVA**  
**AMITYVILLE H.S. (AMITYVILLE, N.Y.)**

## HONOR ROLL

Media Good Guy Award (2013)

## MILESTONES

**NFL debut:** 9/19/10 (vs. HOU)... **First rushing TD:** 12/18/11 (at NYG, 6 yards)... **First reception:** 11/15/10 (vs. PHI, 3 yards from Donovan McNabb)... **First receiving TD:** 11/15/10 (vs. PHI, 3 yards from Donovan McNabb)

## TRANSACTIONS

Entered the NFL with the Washington Redskins as a college free agent on May 6, 2009... Waived by the Redskins on September 5, 2009, but signed to the team's practice squad on September 7, 2009... Released from the Redskins' practice squad on September 24, 2009... Signed with the Redskins as a free agent on January 5, 2010... Re-signed with the Redskins as a restricted free agent on March 11, 2013.

## PRO

One of the league's most dynamic fullbacks, who transitioned to the position after playing linebacker at Villanova... Enters 2014 having played in 58 career regular season games with 23 starts... Through 2013, has totaled 36 rushes for 153 yards (4.3 avg.) and four rushing touchdowns, as well as 28 receptions for 329 yards (11.8 avg.) and four receiving touchdowns in his career... Tied a Redskins single-game record with three rushing touchdowns in an overtime win vs. San Diego in 2013.

## YEAR-BY-YEAR

### 2014 (REDSKINS)

Started at HOU (9/7), rushing one time for one yard for the team's first touchdown of the season. Also caught one pass for one yard... Started vs. JAX (9/14) and caught two passes for 27 yards including a 20-yard touchdown. Scored a touchdown in consecutive games for the first time in his career.

### 2013 (REDSKINS)

Played in 13 games with seven starts, adding 12 carries for 41 yards (3.4 avg.) with three rushing touchdowns and four receptions for 71 yards (17.8 avg.) and one touchdown... Played offense and special teams vs. PHI (9/9)... Started and helped the Redskins produce a 300-yard passer and 100-yard rusher at GB (9/15)... Started and contributed on offense and special teams vs. DET (9/22)... Started and helped the team to its first win of the season at OAK (9/29)... Started and had one carry for a career-long 19 yards at DAL (10/13)... Started and had one carry for no gain vs. CHI (10/20)... Contributed on offense and special teams at DEN (10/27)... Tied a team record with three rushing touchdowns including a four-yard game-winning score in an overtime win vs. SD (11/3). Scored his three touchdowns on only five carries, gaining 12 yards (2.4 avg.)... Had a carry for no gain at MIN (11/7)... Started at PHI (11/17), carrying twice for six yards (3.0 avg.) and catching one pass for a career-long 62-yard touchdown... Inactive vs. SF (11/25), vs. NYG (12/1) and vs. KC (12/8)... Contributed on offense at ATL (12/15)... Caught two passes for five yards vs. DAL (12/22)... Played on offense at

NYG (12/29).

### 2012 (REDSKINS)

Played in 16 games with eight starts, becoming one of the most quietly efficient pieces of a Washington attack that was the first in NFL history with 3,600 passing yards and 1,700 rushing yards... Had career highs in rushes (14) and rushing yards (60) while also adding eight receptions for 109 yards (13.6 avg.) with a career-high two receiving touchdowns... Saw action at fullback and on special teams, carrying twice for three yards (1.5 avg.) in a season-opening win at NO (9/9)... Played at fullback and on special teams at STL (9/16)... Started at fullback vs. CIN (9/23)... Started at fullback and had two receptions and tied a career-high with 40 receiving yards at TB (9/30)... Saw action at fullback and on special teams vs. ATL (10/7)... Started at fullback vs. MIN (10/14) and caught the second touchdown reception of his career and first of the season on a six-yard pass from Robert Griffin III... Saw action at fullback at NYG (10/21) and posted career highs in carries (five) and rushing yards (26) and added one reception for six yards... Saw action at fullback and on special teams at PIT (10/28), carrying once for 10 yards... Had one carry for three yards on a fourth down conversion vs. CAR (11/4)... Helped block for the Redskins to rush for 169 yards in addition to catching one pass for a six-yard touchdown in a win vs. PHI (11/18)... Started in a Thanksgiving Day win at DAL (11/22)... Had two carries for eight yards (4.0 avg) and also recorded one reception for 15 yards in a Monday Night Football win vs. NYG (12/3)... Started and had a career-long 28-yard reception in a win vs. BAL (12/9)... Started and had three carries for 10 yards (3.3 avg.) and one reception for eight yards in a win at CLE (12/16)... Started in a win at PHI (12/23)... Started and helped running back Alfred Morris break the single-season team record for rushing yardage with a 200-yard effort in a division-clinching win vs. DAL (12/30)... Started and had one carry for three yards in his first career postseason game in the NFC Wild Card Round vs. SEA (1/6).

### 2011 (REDSKINS)

Set career highs in rushing attempts and yards with six rushes for 33 yards. Also set career highs in receptions and receiving yards with 15 for 146... Saw action at fullback in the team's season-opening win vs. NYG (9/11)... Saw action at fullback vs. ARI (9/18) and helped pave the way for a running attack that totaled 35 carries for 172 yards (4.9 avg.)... Was inactive at DAL (9/26) and at STL (10/2)... Saw action at fullback vs. PHI (10/16) and at CAR (10/23)... Started at fullback at BUF (10/30)... Started at fullback vs. SF (11/6) and recorded one catch for 12 yards... Saw action at fullback at MIA (11/13) and caught one pass for -3 yards... Started at fullback vs. DAL (11/20) and caught one pass for 27 yards, a career long... Started at fullback at SEA (11/27) and caught two passes for 22 yards (11.0 avg.)... Was inactive vs. NYJ (12/4)... Started at fullback vs. NE (12/11) and caught one pass for eight yards and blocked for a 100-yard rushing performance by Roy Helu... Started at fullback at NYG (12/18) and had four rushing attempts for 14 yards (3.5 avg.), including the first rushing touchdown of his career. He also caught one pass for zero yards... Started at fullback vs. MIN (12/24) and recorded two receptions for a career-high 33 yards (16.5 avg.). Helped RB Evan Royster to his first 100-yard rushing performance... Started at fullback at PHI (1/1/12) and had one rushing attempt for 12 yards. Also had a single-game career high four receptions for 40 yards (10.0 avg.) and blocked for Royster to have another 100-yard rushing effort.

## 2010 (REDSKINS)

Appeared in 15 games, seeing action at fullback and on special teams... Amassed four rushes for 19 yards (4.8 avg.)... Caught one pass, a three-yard touchdown catch... Totaled 14 special teams tackles (11 solo)... Made NFL debut vs. DAL (9/12) in a win on Sunday Night Football... Played on special teams at STL (9/26)... Had one special teams tackle at PHI (10/3). ... Saw action on special teams vs. GB (10/10)... Played special teams vs. IND (10/17), at CHI (10/24) and at DET (10/31)... Saw action at fullback and on special teams vs. PHI (11/15). Had his first career carry (16 yards) and his first reception, a three-yard touchdown pass from quarterback Donovan McNabb. Also had one special teams tackle... Saw action at running back and on special teams at TEN (11/21). Had a career-high three carries for three yards. Also led the team with two special teams tackles... Saw action on special teams vs. MIN (11/28). Had one special teams tackle... Played on special teams at New York (12/5) and had one tackle... Saw action on special teams vs. TB (12/12) and at DAL (12/19)... Played special teams at JAX (12/26) and led the team with six special teams stops (five solo)... Played on special teams vs. NYG (1/2) and had two tackles.

## 2009 (REDSKINS)

Joined the Redskins as a college free agent on May 6, 2009... Spent training camp with Washington before being released on Sept. 5... A member of the Redskins' practice squad for the first two weeks of the regular season.

## COLLEGE

Played in 44 games as a linebacker during his collegiate career at Villanova and totaled 244 total tackles (113 solo), 19.5 tackles for loss, six sacks, one interception, one forced fumble and three blocked kicks... Ranked second on the squad as a senior in 2008 with 73 tackles (41 solo), including two sacks, earning third team All-CAA honors after moving from safety to linebacker... Played in all 11 games as a junior in 2007 and had 78 tackles (second on team), four tackles for loss, one interception and two passes defended... Recorded a game-high 12 tackles, two tackles for loss and one pass break-up versus Lehigh... As a sophomore, played in all 11 games and had 44 tackles, 4.5 tackles for loss, one sack, one forced fumble and two blocked kicks... Registered 10 tackles, one tackle for loss, one forced fumble and a pass break-up versus Towson... Recorded 13 tackles, three sacks, two tackles for loss, a pass defended and a blocked kick during his freshman season... Blocked a punt and recovered it for a touchdown versus Northeastern.

## YEAR-BY-YEAR STATS

### RUSHING

| Year          | Team | GP        | GS        | Att       | Yds        | Avg        | Lg        | TD       |
|---------------|------|-----------|-----------|-----------|------------|------------|-----------|----------|
| 2010          | Was  | 16        | 0         | 4         | 19         | 4.8        | 16        | 0        |
| 2011          | Was  | 13        | 8         | 6         | 33         | 5.5        | 12        | 1        |
| 2012          | Was  | 16        | 8         | 14        | 60         | 4.3        | 16        | 0        |
| 2013          | Was  | 13        | 7         | 12        | 41         | 3.4        | 19        | 3        |
| 2014          | Was  | 2         | 2         | 1         | 1          | 1          | 1t        | 1        |
| <b>Career</b> |      | <b>60</b> | <b>25</b> | <b>37</b> | <b>154</b> | <b>4.2</b> | <b>19</b> | <b>5</b> |

### RECEIVING

| Year          | Team | GP        | GS        | No        | Yds        | Avg         | Lg         | TD       |
|---------------|------|-----------|-----------|-----------|------------|-------------|------------|----------|
| 2010          | Was  | 16        | 0         | 1         | 3          | 3           | 3t         | 1        |
| 2011          | Was  | 13        | 8         | 15        | 146        | 9.7         | 27         | 0        |
| 2012          | Was  | 16        | 8         | 8         | 109        | 13.6        | 28         | 2        |
| 2013          | Was  | 13        | 7         | 4         | 71         | 17.8        | 62t        | 1        |
| 2014          | Was  | 2         | 2         | 3         | 28         | 9.3         | 20t        | 1        |
| <b>Career</b> |      | <b>60</b> | <b>25</b> | <b>31</b> | <b>357</b> | <b>11.5</b> | <b>62t</b> | <b>5</b> |

### POSTSEASON

2012 (WAS): 1 G (GS), 1 rush for 3 yds.

## PERSONAL

At Amityville (N.Y.) H.S., earned three varsity letters in football and four in track and basketball... Two-time team MVP, three-year captain, All-County and All-League player... Two-time First Team All-Long Island... All-State honoree (2004), Collatta Award winner in 2003 for top linebacker in county, All-County track runner, Team MVP (Basketball and Track), three-year honor roll student and All-County Academic Team for basketball... Majored in communications... Youngest of three children of David and Geneva Young... Born April 8, 1987 in Amityville, N.Y.

## COMMUNITY

Is annually one of the team's stars in the community, frequently volunteering his time with the Washington Redskins Charitable Foundation... Was one of four Redskins, alongside backfield companion Alfred Morris, recognized for his commitment to contribute in the community each week of the 2013 season... In 2013, helped the Washington Redskins Charitable Foundation and Macy's send 200 children back to school in style at the Macy's Back to School Shopping Spree, helped with the Salute to Play 60 Military Challenge kickoff event at Joint Base Andrews, sat on a panel at the 4th & Life High School Football Forum, volunteered at All-Star Survivors Celebration for area women battling breast cancer, volunteered for the Redskins Read Across Prince George's County event, visited hospitalized children at the Georgetown Pediatric Halloween Party, participated in Coca-Cola's Get the Ball Rolling Flag Football Experience, volunteered in the Kaiser Thriving Schools Play 60 Mini-Combine, participated in the Macy's "Believe" Campaign Launch in partnership with the Make-A-Wish Foundation, raising over \$200,000 to grant wishes across America, made a Play 60 Super School visit to Glebe Elementary School, attended a Financial Literacy seminar by Washington Accounting Services at Friendship Collegiate Academy in Washington, D.C. and attended the Smashing Walnuts Foundation Fundraiser in honor of Gabriella Miller... In 2012, joined fans at the annual Draft Day Party at FedExField and participated in the team's 80th Anniversary Thank You Tour throughout Virginia, Maryland and Washington, D.C. Also led an exercise station at the WRCF Play 60 Mini-Combine... In 2011, worked with the Washington Redskins Charitable Foundation and the U.S. Marine Corps to provide 1,100 youth in need with a toy during the holiday season at the annual Skins Santa Shoppe. Also participated in the 4th & Life program, a program for high school athletes focusing on what it takes to be successful on the field, in the classroom, and in the workplace... Spoke to students about the importance of good health, and also lead kids in fitness activities, as part of NFL's PLAY 60 campaign, helping kids get 60 minutes of exercise a day... During the 2010 season, participated in Hometown Huddle, Rehabbing with the Troops, Harvest Feast and 4th & Life High School Football Forum.

## CAREER HIGHS

### SINGLE-GAME

|                              |   |
|------------------------------|---|
| <b>Carries:</b>              | 5, twice, last vs. San Diego (11/03/13) |
| <b>Rushing Yards:</b>        | 26, at NY Giants (10/21/12)             |
| <b>Long (Rushing):</b>       | 19, at Dallas (10/13/13)                |
| <b>Rushing Touchdowns:</b>   | 3, vs. San Diego (11/03/13)             |
| <b>Receptions:</b>           | 4, at Philadelphia (01/01/12)           |
| <b>Receiving Yards:</b>      | 62, at Philadelphia (11/17/13)          |
| <b>Long (Receiving):</b>     | 62t, at Philadelphia (11/17/13)         |
| <b>Receiving Touchdowns:</b> | 1, five times, last vs. JAX (09/14/14)  |



# PLAYER BIOS



# PRACTICE SQUAD





# TED BOLSER

**TIGHT END**  
6-5 | 249  
DOB: 10/22/90



**ROOKIE**  
**INDIANA**  
INDIAN HILL H.S. (CINCINNATI, OHIO)

## TRANSACTIONS

Selected by the Washington Redskins in the seventh round (217th overall) of the 2014 NFL Draft... Waived by the Redskins on August 29, 2014... Signed to the Redskins' practice squad on August 31, 2014.

## COLLEGE

Played at Indiana from 2009-13, exiting as the Hoosiers' all-time tight ends leader with 117 receptions, 1,337 yards and 15 touchdowns in 48 games played and with 37 starts... As a senior in 2013, served as team captain and notched 35 receptions (fifth-most by an IU tight end all-time) for 320 yards with six touchdowns. Elected team captain in 2012 and started all 12 games and finished fourth on the team with 41 receptions, 445 yards and three touchdowns... Caught 14 passes for 165 yards with one touchdown in 2011, starting six times and appearing in all 12 games... Appeared in all 12 games with seven starts as a freshman in 2010, catching 27 passes for 407 yards with five touchdowns. Set an IU tight end record and tied for seventh nationally among all tight ends in receiving touchdowns that season... Earned honorable mention All-Big Ten honors in all four seasons.

## PERSONAL

Attended Indian Hill H.S. in Cincinnati, where he compiled first-team Southwest District All-City, Cincinnati Enquirer All-Star, Southwest Ohio Football Coaches Association All-City, Cincinnati Hill League and All-Ohio honors... Team won the Cincinnati Hill League title and did not lose a conference game in each of his three seasons... Finished senior season with 63 receptions for 845 yards and 11 touchdowns... Caught 68 passes for 1,038 yards and eight TDs as a junior and 38 receptions for 580 yards as a sophomore... Rated the 41st-best tight end nationally by Rivals.com... Three-year football, basketball and lacrosse letterwinner... Son of Tom and Toni Bolser... Full name: Theodore Richard Bolser... Born Oct. 22, 1990.

# BRAXSTON CAVE

**OFFENSIVE LINEMAN**  
6-3 | 305  
DOB: 7/29/89



1ST NFL SEASON  
NOTRE DAME  
PENN H.S. (MISHAWAKA, IND.)



## TRANSACTIONS

Signed by the Cleveland Browns as a free agent on April 30, 2013... Waived by the Browns on August 30, 2013... Claimed off waivers by Patriots on September 1, 2013... Released by Patriots on September 5, 2013... Signed by the New England Patriots to the practice squad on Sept. 7 2013... Released by Patriots on August 31, 2014... Signed to the Washington Redskins practice squad on September 2, 2014.

## YEAR-BY-YEAR

### 2013 (BROWNS/PATRIOTS)

Spent offseason with the Browns before being waived on Aug. 30... Claimed by the Patriots on Sept. 1 and spent the season on the team's practice squad.

## COLLEGE

Appeared in 48 career games with 35 starts at Notre Dame from 2008-12... Started all 13 games in 2012, helping the Irish to a berth in the BCS National Championship game. Was part of an offensive line that helped Notre Dame average more than 200 yards per game in both rushing and receiving that season... Was named a third-team All-American by the Associated Press in 2012... Started first nine games in 2011 before suffering a season-ending foot injury... Started all 13 games in 2010. Was one of 13 Irish players to start every game... Appeared in 12 games as a reserve in 2009, primarily assisting on special teams... Played in one game in 2008 but received a medical redshirt.

## PERSONAL

Attended Penn H.S. in Mishawaka, Ind., where he helped guide the Kingsmen to an undefeated regular season in his senior season and a 12-1 record... was runner-up for the Offensive Lineman of the Year Award sponsored by Indianapolis Star and was one of 12 finalists for Indiana's "Mr. Football" award... Was selected to play in Under Armour All-America Game in Orlando. Named to Indiana top-50 all-state team by Indiana Football Coaches Association... Rated by Rivals.com as the second-best player in Indiana and fourth-best center in the nation... Named after former Notre Dame football player Braxton Banks... Also participated in track and field... Earned degree in psychology... Son of Rick and Kim Cave. Has two older sisters, Brooke and Brittney... Born on July 29, 1989.





# JE'RON HAMM

**TIGHT END**  
6-3 | 236  
DOB: 6/15/92



**ROOKIE**  
LOUISIANA-MONROE  
LEESVILLE (LA.) H.S.

## TRANSACTIONS

Originally entered the NFL with the New Orleans Saints as a college free agent on May 12, 2014... Waived by the Saints on August 21, 2014... Signed to the Washington Redskins' practice squad on September 9, 2014.

## COLLEGE

Appeared in 46 career games for Louisiana-Monroe from 2010-13, recording 111 career receptions for 1,587 yards and 10 touchdowns... As a senior in 2013, finished season with 24 receptions for 304 yards (12.7 avg.) and two touchdowns... As a junior in 2012, named All-Sun Belt honorable mention after recording 62 receptions for 915 yards (14.8 avg.) and six touchdowns... Caught 17 passes for 257 yards and a touchdown as a sophomore in 2011... Recorded eight receptions for 111 yards with one touchdown as a freshman in 2010.

## PERSONAL

Attended Leesville (La.) H.S., where he earned All-District first-team honors as a senior... Earned All-Vernon Parish first team and All-Central Louisiana honors after setting single-season school records with 750 receiving yards and eight touchdowns as a senior... Also lettered in basketball... Son of Ronald and Sonya Hamm, both of whom are pastors... Full name: Je'Ron Marquis Hamm... Born June 15, 1992 in Sulzbach-Rosenburg, Germany.

# DERRICK HOPKINS

**DEFENSIVE LINEMAN**  
6-0 | 314  
DOB: 12/16/91



**ROOKIE**  
VIRGINIA TECH  
HIGHLAND SPRINGS (VA.) H.S.



## TRANSACTIONS

Originally signed with the Baltimore Ravens as a college free agent on May 12, 2014... Waived by the Ravens on August 29, 2014... Signed to the Washington Redskins' practice squad on September 9, 2014.

## COLLEGE

Played in 53 career games with 40 starts at Virginia Tech from 2010-13, totaling 165 tackles (69 solo), 25.5 TFL, 13 sacks, three forced fumbles, two fumble recoveries, two passes defensed and one blocked kick... Named third-team All-American by Athlon and second-team All-ACC as a senior after recording a career-high 54 tackles, five sacks and one fumble recovery (returned 40 yards)... Named honorable mention All-ACC as a junior after netting 51 tackles and 3.5 sacks... Started all 14 games at defensive tackle and compiled 51 tackles, three sacks, one forced fumble and one fumble recovery as a sophomore in 2011... Appeared in 13 games as a freshman in 2010, making nine tackles including 1.5 sacks.

## PERSONAL

Attended Highland Springs (Va.) H.S., where he was named first-team AAA all-state as a defensive lineman by the VHSCA and second-team all-state as an offensive guard... Was a three-time all-Metro selection by The Richmond Times-Dispatch... Registered 59 tackles as a senior, posting nine sacks, 13 quarterback hurries, forced three fumbles and three fumbles recovered. Also had an interception and scored a defensive touchdown to earn Capital District Defensive Player of the Year honors... Rated the No. 12 prospect in Virginia by The Roanoke Times and Ranked the No. 53 defensive tackle in the country and the No. 17 player in the state by Scout.com... Son of Gary and Jackie Hopkins... Born Dec. 16, 1991.

# JACKSON JEFFCOAT

LINEBACKER  
6-3 | 253  
DOB: 12/26/91



ROOKIE  
TEXAS

PLANO WEST H.S. (PLANO, TEXAS)



## TRANSACTIONS

Originally entered the NFL with the Seattle Seahawks as a college free agent on May 10, 2014... Waived by the Seattle Seahawks on August 25, 2014... Signed to the Washington Redskins' practice squad on September 2, 2014.

## COLLEGE

Appeared in 40 career games with 33 starts at Texas from 2010-13, tallying 203 tackles (100 solo), including 27.5 sacks and 60 tackles for loss, 41 quarterback pressures, three forced fumbles and four fumble recoveries... As a senior in 2013, was a consensus All-American and captured the Ted Hendricks Award as the nation's top defensive end. Named first team All-American by Walter Camp, Associated Press and the American Football Coaches Association... Led the team in tackles (86), tackles for loss (22.0), sacks (13.0) and quarterback pressures (19), and tied for first in fumbles recovered (three) in 2013. Was the only FBS lineman to lead his team in tackles and ranked tied for third nationally in sacks (1.0 per game)... Earned the 2013 Big 12 Conference Defensive Player of the Year from the AP and San Antonio Express-News, and shared the coaches award with Jason Verrett of TCU.

## PERSONAL

Attended Plano West (Texas) H.S., where he was a prep All-American, two-time first-team all-state and all-area selection and a three-time first-team all-district selection at defensive end... Named to PARADE's All-America High School Football Team and earned first-team All-USA honors by USA Today and EA SPORTS All-American first-team honors... Was a member of Rivals' top 100 and ESPNU's top 150 national prospects. Ranked as the best defensive end and second-best overall prospect by ESPNU and the best strong-side defensive end and 12th-best overall prospect by Rivals... Rated as the state's best defensive end by Dave Campbell's Texas Football... Recorded 259 tackles, 25.5 sacks, 56 tackles for loss, 42 pressures, four passes defended, three forced fumbles, two interceptions, two blocked kicks and a touchdown over his final three seasons... Also a four-year letterman in basketball and earned three letters in track and field... Father, Jim, was a defensive lineman for the Dallas Cowboys (1983-94) and Buffalo Bills (1995-97), and is the current assistant coach/defensive line coach at the University of Colorado... Sister, Jacqueline, plays basketball for Texas State... Brother, Jaren, played basketball for Norwich University... Born on December 26, 1991.

# MARVIN MCNUTT

**WIDE RECEIVER**  
6-2 | 225  
DOB: 7/4/89



2ND NFL SEASON  
IOWA

HAZELWOOD CENTRAL H.S. (FLORISSANT, MO.)



## MILESTONES

**NFL debut:** 12/9/12 (at TB)

## TRANSACTIONS

Originally selected by the Philadelphia Eagles in the sixth round (194th overall) of the 2012 NFL Draft... Waived by the Eagles on August 31, 2012... Signed to the Eagles' practice squad on September 1, 2012... Signed to the Eagles' active roster on November 30, 2012... Waived by the Eagles on May 14, 2013... Claimed off waivers by the Miami Dolphins on May 15, 2013... Waived by the Dolphins on August 31, 2013... Signed to the Dolphins' practice squad on September 2, 2013... Signed from the Dolphins' practice squad to the Carolina Panthers' active roster on October 9, 2013... Waived by the Panthers on August 24, 2014... Signed to the Washington Redskins' practice squad on September 9, 2014.

## YEAR-BY-YEAR

### 2013 (DOLPHINS/PANTHERS)

Attended training camp with Miami after being claimed off waivers from Philadelphia on May 15... Spent the first five weeks on Dolphins' practice squad... Signed to Panthers' active roster from Miami's practice squad on Oct. 9... Inactive for 11 games before playing at ATL (12/29)... Inactive for NFC Divisional Playoff vs. San Francisco (1/12).

### 2012 (EAGLES)

Started season on Eagles practice squad before signing to active roster on Nov. 30... Made NFL debut at TB (12/9).

## COLLEGE

Played in 41 games with 31 starts at Iowa from 2007-11... Finished career ranked first in school history with 2,861 receiving yards and 28 receiving touchdowns and second with 170 receptions... Compiled 11 career 100-yard receiving efforts... Named first-team All-Big Ten as a senior and named the conference's wide receiver of the year in 2011 after tying the Hawkeyes' single-season record with 82 catches and setting school records with 1,315 receiving yards and 12 receiving touchdowns in 2011... Second-team All-Big Ten Conference choice as a junior in 2010... Led the team with 53 receptions for 861 yards and eight touchdowns... As a sophomore in 2009, posted 34 catches for 674 yards and a team-leading eight touchdowns... Began 2008 freshman season at quarterback before moving to wide receiver and appearing in three games, catching one pass for 11 yards... Redshirted as a true freshman in 2007.

## PERSONAL

Attended Hazelwood Central H.S. in Florissant, Mo., where completed 196-of-375 passes for 3,308 passing yards and 31 touchdowns and ran for 337 yards and eight touchdowns in his prep career... Earned first-team all-state honors and won Suburban Journal Athlete of the Year as a senior... Was twice named second-team all-conference and earned second-team all-state honors as a junior... Honorable mention all-conference as a sophomore... Threw for 1,605 yards and 15 touchdowns on 90-of-162 passing as a senior, also running for 248 yards and six touchdowns... Installed as the starting quarterback six games into his junior year and led team to six consecutive wins to take prep team to the state championship game... Also lettered in basketball and baseball... Drew interest as a collegiate basketball player as well and was nominated for the McDonald's All-American game... Son of Anita and Marvin McNutt... Born July 4, 1989.

## YEAR-BY-YEAR STATS

### RECEIVING

| Year          | Team | GP       | GS       | No       | Yds      | Avg      | Lg       | TD       |
|---------------|------|----------|----------|----------|----------|----------|----------|----------|
| 2012          | Phi  | 4        | 0        | 0        | 0        | 0        | 0        | 0        |
| 2013          | Car  | 1        | 0        | 0        | 0        | 0        | 0        | 0        |
| <b>Career</b> |      | <b>5</b> | <b>0</b> | <b>0</b> | <b>0</b> | <b>0</b> | <b>0</b> | <b>0</b> |

# CHASE MINNIFIELD

**CORNERBACK**  
6-0 | 186  
DOB: 3/31/89



2ND NFL SEASON  
VIRGINIA  
HENRY CLAY H.S. (LEXINGTON, KY.)



## TRANSACTIONS

Originally entered the NFL with the Washington Redskins as a college free agent on May 3, 2012... Waived by the Redskins on August 31, 2013... Signed to the Redskins' practice squad on September 1, 2013... Signed to the Redskins' active roster on November 29, 2013... Waived by the Redskins on August 30, 2014... Signed to the Redskins' practice squad on August 31, 2014.

## YEAR-BY-YEAR

### 2013 (REDSKINS)

Promoted to the Redskins' active roster in Week 13... Inactive vs. NYG (12/1), vs. KC (12/8), at ATL (12/15), vs. DAL (12/22) and at NYG (12/29).

### 2012 (REDSKINS)

Spent the entire season on the Reserve/Injured list after sustaining a knee injury in the preseason.

## COLLEGE

Played collegiately at University of Virginia, where he appeared in 48 games with 25 starts...As a senior in 2011, he finished second in the nation in interceptions among active players, with 13 career interceptions, and finished sixth all-time at UVA...Had 50 tackles (33 solo), eight pass breakups, three interceptions and blocked a FG attempt... Was the recipient of the Pop Warner National College Football award... Was voted second-team All-American by CBSSports.com and first-team All-ACC...As a junior in 2010, started all 12 games and finished No. 2 in the ACC and No. 5 nationally for most interceptions, 6 interceptions...Finished No. 8 on the team with 48 tackles and four deflected passes... Finished his final four games with an ankle injury...As a redshirt sophomore in 2009, he made a strong impact on special teams, as well as defense, ranking third on the team in all-purpose yards with 601... Returned a team-high 22 kickoffs for 513 yards...As a redshirt freshman in 2008, played every game... Recorded 25 tackles (21 solo) and four passes defensed.

## PERSONAL


Attended Henry Clay (Lexington, Ky.) H.S. and received first team all-state honors as a defensive back his senior year... First team all-city selection as a junior and earned all-state academic honors... Born Chase Onassis Minnifield in Lexington, Ky... Son of Diane and Frank Minnifield... Father, Frank, was a Pro Bowl cornerback for the Cleveland Browns from 1984-92.

# PHILLIP THOMAS

**SAFETY**  
6-0 | 223  
DOB: 3/1/89



2ND NFL SEASON  
FRESNO STATE  
BAKERSFIELD H.S. (BAKERSFIELD, CALIF.)



## TRANSACTIONS

Selected by the Washington Redskins in the fourth round (119th overall) of the 2013 NFL Draft... Waived by the Redskins on August 30, 2014... Signed to the Redskins' practice squad on August 31, 2014.

## YEAR-BY-YEAR

### 2013 (REDSKINS)

Placed on the Reserve/Injured list on Aug. 27 after sustaining a foot injury during the team's first preseason game.

## COLLEGE

Started 24 of the 39 games in which he played at Fresno State... Recorded 178 tackles (125 solos) with four sacks, six fumbles forced and one fumble recovered... Deflected 15 passes and had 13 interceptions for 214 return yards and four return touchdowns... His four interception returns for touchdowns tied Kevin Thomas and Andre Dyson of Utah (1999-2000) for the conference all-time record and broke the old Fresno State all-time record of three scoring runbacks by Richard Marshall (2003-05)... In 2012, became the first player in Fresno State history to be an unanimous All-American first-team selection... Was one of three finalists for the Jim Thorpe Award given to the top defensive back in the nation... Named All-Mountain West Conference first-team and the league's Defensive Player of the Year... Started all 13 games, becoming the first defensive back to lead the Bulldogs in tackles (84, with 64 solo)... His eight interceptions led the nation and set a new league record... In 2010, started 11 games after moving to free safety, adding 64 tackles (39 solo), two forced fumbles, nine passes defensed and three interceptions... In 2009, appeared in 13 games at strong safety, recording 30 tackles (22 solo) and two interceptions (one returned for touchdown).

## PERSONAL

Attended Bakersfield (Calif.) H.S., seeing action at wide receiver, quarterback, tailback and safety en route to the Drillers posting a 12-2 record and winning the Southeast Yosemite League title in his junior season... In his junior season, rushed for 1,104 yards on 150 carries (7.36 avg.) and 19 touchdowns, adding 418 yards and four scores on 15 receptions... Completed 28-of-57 passes (49.1 percent) for 295 yards and three touchdowns, and on defense, intercepted a pass, returned a fumble 80 yards for a score and posted 78 tackles with five interceptions... Earned All-League honors in both 2006 and 2007... As a senior, Thomas played in six games, piling up 762 yards and nine touchdowns on 110 carries (6.93 avg.), catching three balls for 26 yards and a score, along with hitting on 32-of-65 passes for 402 yards and three touchdowns... As a safety, he made 21 tackles and had two interceptions that season... Was a criminology major... Is the son of Janice Venus... Born on March 1, 1989.

# ROBERT THOMAS

**NOSE TACKLE**  
6-3 | 325  
DOB: 2/18/91



**ROOKIE**  
ARKANSAS  
MUSKOGEE (OKLA.) H.S.



## TRANSACTIONS

Originally entered the NFL with the Washington Redskins as a college free agent on May 14, 2014... Waived by the Redskins on August 29, 2014... Signed to the Redskins' practice squad on August 31, 2014.

## COLLEGE

Appeared in 31 career games at Arkansas from 2011-13 after transferring from Coffeyville (Kan.) Community College... Made 72 career tackles (30 solo) as a Razorback and added six career sacks... As a senior in 2013, recorded 31 tackles (16 solo) and 3.5 sacks despite being limited to seven games by a leg injury... In 2012, played in all 12 games, earning two starts, and compiling 18 tackles (six solo) with 2.5 sacks... Played in 12 games in his first season at Arkansas in 2011, making five starts and recording 23 tackles with one sack... Made 48 tackles, including 15 for loss, 4.5 sacks and two pass deflections at Coffeyville in 2010.

## PERSONAL

Attended Muskogee (Okla.) H.S., where he registered 89 tackles (68 solo), five sacks, two forced fumbles, two fumble recoveries and two blocked field goals as a senior... Listed as the No. 71 defensive tackle in the nation and the No. 19 prospect in Oklahoma by Rivals.com... Named Muskogee Phoenix Defensive Player of the Year and also selected by the District 6A-3 coaches as the lineman of the year... Has a wife, Kayla, and son, Raylen... Son of Roslynn Thomas... Born Feb. 18, 1991.

# CHRIS THOMPSON

**RUNNING BACK**  
**5-8 | 193**  
**DOB: 10/20/90**



**2ND NFL SEASON**  
**FLORIDA STATE**  
**MADISON COUNTY H.S. (MADISON, FLA.)**



## MILESTONES

**NFL debut:** 9/9/13 (vs. PHI)... **First PR:** 9/9/13 (vs. PHI, 5 yards)... **First KR:** 9/9/13 (vs. PHI, 14 yards)

## TRANSACTIONS

Selected by the Washington Redskins in the fifth round (154th overall) of the 2013 NFL Draft... Waived by the Redskins on August 30, 2014... Signed to the Redskins' practice squad on August 31, 2014.

## PRO

Potential scatback who played in four games during his rookie season in 2013.

## YEAR-BY-YEAR

### 2013 (REDSKINS)

Appeared in four games as a rookie as a kick and punt returner. Returned eight kickoffs for 160 yards (20.0 avg.) and seven punts for 36 yards (5.1 avg.)... Made his NFL debut vs. PHI (9/9), returning three kickoffs for 56 yards (18.7 avg.) and one punt for five yards... Returned three kicks for 59 yards (19.7 avg.) and two punts for nine yards (4.5 avg.) at GB (9/15)... Vs. DET (9/22), had two punt returns for 11 yards (5.5 avg.) and recorded two kickoff returns for 45 yards (22.5 avg.)... Had two punt returns for 11 yards at OAK (9/29)... Inactive at DAL (10/13), vs. CHI (10/20), at DEN (10/27), vs. SD (11/3) and at MIN (11/7)... Placed on the Reserve/Injured list on Nov. 12.

## COLLEGE

Appeared in 38 games with eight starts at Florida State, rushing 277 times for 1,735 yards with 14 rushing touchdowns as well as compiling 45 receptions for 430 yards with one receiving touchdown... As a senior in 2012, carried 91 times for 687 yards and five touchdowns in only eight games before suffering a season-ending knee injury. Before injury, was on pace to become FSU's first 1,000-yard back since Warrick Dunn in 1996... Was a co-winner of the ACC's Brian Piccolo Award as the Most Courageous player in 2012 after returning from two broken vertebrae in his back suffered at Wake Forest in early October of 2011... Earned All-ACC second team honors from the media and coaches... Turned in three 100-yard rushing performances in 2012, highlighted by his career-best 197 yards against Wake Forest, which included TD runs of 74 and 80 yards... Was given the Leadership Award on offense at the team's annual banquet... Played in the first five games and started twice in 2011... Was fourth on the team in carries (29) and yards (83)... In 2010, led the Seminoles in rushing with 845 yards on 134 carries, including six rushing touchdowns... Appeared in 14 games with six starts that season and was a home run threat, scoring on runs of 90, 83 and 70 yards. Named Chick-fil-A Bowl Offensive MVP after logging 147 yards on a career-high 25 carries against South Carolina.

## PERSONAL

Ranked as the nation's second best all-purpose player coming out of Madison County (Fla.) H.S... Was a four-star prospect who earned PrepStar and Under Armour All-American honors... Battled ankle injuries throughout his senior season... Rushed for 2,300 yards and 33 TDs in leading his team to the state championship... Ran for 203 yards and two TDs in the 2007 state championship game... Born on Oct. 20, 1990.

## YEAR-BY-YEAR STATS

### RUSHING

| Year          | Team | GP       | GS       | No       | Yds      | Avg      | Lg       | TD       |
|---------------|------|----------|----------|----------|----------|----------|----------|----------|
| 2013          | Was  | 4        | 0        | 0        | 0        | -        | -        | 0        |
| <b>Career</b> |      | <b>4</b> | <b>0</b> | <b>0</b> | <b>0</b> | <b>-</b> | <b>-</b> | <b>0</b> |

### KICK RETURN

| Year          | Team | KR       | Yds        | Avg       | Lg        | TD       |
|---------------|------|----------|------------|-----------|-----------|----------|
| 2013          | Was  | 8        | 160        | 20        | 28        | 0        |
| <b>Career</b> |      | <b>8</b> | <b>160</b> | <b>20</b> | <b>28</b> | <b>0</b> |

### PUNT RETURN

| Year          | Team | PR       | Yds       | Avg        | Lg        | TD       |
|---------------|------|----------|-----------|------------|-----------|----------|
| 2013          | Was  | 7        | 36        | 5.1        | 11        | 0        |
| <b>Career</b> |      | <b>7</b> | <b>36</b> | <b>5.1</b> | <b>11</b> | <b>0</b> |





## 2014 GAME SUMMARIES



# GAME SUMMARIES

Sept. 7, 2014

GAME 1

NRG Stadium (Houston)

TEXANS 17, REDSKINS 6

**HOUSTON** – The Washington Redskins opened their 83rd season in franchise history on Sunday but fell to the Houston Texans, 17-6, in front of an announced crowd of 71,770 people at NRG Stadium.

The game was the NFL head coaching debut of Redskins Head Coach Jay Gruden, who began the 29th head coaching tenure in franchise history. Gruden and Texans Head Coach Bill O'Brien faced one another in the first NFL season opener between two first-year head coaches since Al Groh's New York Jets and Mike Sherman's Green Bay Packers faced one another in Week 1 of the 2000 season.

Quarterback Robert Griffin III started and completed 29-of-37 passes for 267 yards with a passer rating of 96.7. Griffin III completed 78.4 percent of his passes, the second-highest percentage of his career and his best since completing 93.3 percent of his passes vs. Philadelphia on Nov. 18, 2012. His completions were the second-most by a Redskins quarterback in a season opener in records dating back to 1960, trailing only his 30 completions in Week 1 a season ago.

Wide receiver Pierre Garçon added a team-high 10 receptions for 77 yards. Garçon extended his streak of consecutive games with five or more receptions to 17, already the longest streak in team history. Garçon's 10 receptions tied Alvin Garrett (Sept. 5, 1983 vs. Dallas) and Joe Washington (Sept. 6, 1981) for the most by a member of the Redskins in a season opener in records dating back to 1960.

Fullback Darrel Young scored the team's first points of the season, opening the day's scoring with a one-yard touchdown run in the second quarter.

| TEAM | QTR | TIME | SCORING PLAY   | DRIVE       | WAS | HOU |
|------|-----|------|--|-------------|-----|-----|
| WAS  | 2   | 6:06 | D. Young 1 yd. run (kick blocked)                            | 4-46, 1:37  | 6   | 0   |
| HOU  | 2   | 4:15 | D. Hopkins 76 yd. pass from R. Fitzpatrick (R. Bullock kick) | 4-89, 1:51  | 6   | 7   |
| HOU  | 2   | 2:09 | A. Blue 5 yd. return of blocked punt (R. Bullock kick)       |             | 6   | 14  |
| HOU  | 4   | 1:55 | R. Bullock 42 yd. Field Goal                                 | 13-68; 6:32 | 6   | 17  |

## PASSING

WAS: R. Griffin III 29-37 267

HOU: R. Fitzpatrick 14-22 206, 1 TD

## RUSHING

WAS: A. Morris 14-91; R. Helu Jr. 4-46; R. Griffin 3-2; D. Young 1-1, 1 TD; D. Jackson 1--9

HOU: A. Foster 27-103; R. Fitzpatrick 4-10; J. Grimes 1-2; A. Blue 1-0

## RECEIVING

WAS: P. Garçon 10-77; D. Jackson 8-62; N. Paul 4-86; R. Helu 2-15; L. Paulsen 2-0; A. Roberts 1-22; J. Reed 1-4; D. Young 1-1

HOU: A. Johnson 6-93; D. Hopkins 4-89; A. Foster 2-17; R. Griffin 1-6; D. Johnson 1-1

## PUNT RETURNS

WAS: A. Roberts 2-36

HOU: D. Johnson 4-28

## KICKOFF RETURNS

WAS: A. Roberts 2-56

HOU: D. Johnson 1-28

## SACKS

WAS: J. Hatcher 1-5

HOU: B. Reed 1-12; D. Swearingen 1-8; J. Watt 1-6

# GAME SUMMARIES

Sept. 14, 2014

GAME 2

FedExField (Landover, Md.)

## REDSKINS 41, JAGUARS 10

**LANDOVER, Md.** – The Redskins earned their first victory of the season in Week 2, defeating the Jacksonville Jaguars by a final margin of 41-10 in front of an announced crowd of 80,037 people at FedExField. The victory snapped a nine-game losing streak dating back to last season and represented the first in the head coaching career of Redskins Head Coach Jay Gruden.

The Redskins tied a team record with 10 sacks, set previously on Oct. 9, 1977. The 10 sacks were the most by the Redskins in a game since the NFL made sacks an official stat in 1982. Linebacker Ryan Kerrigan tied a team record with four sacks, tying Phillip Daniels (12/18/2005), Ken Harvey (11/23/1997), Dexter Manley (10/2/1988) and Brian Orakpo (12/13/2009).

Quarterback Kirk Cousins entered the game in relief of an injured Robert Griffin III and completed 22-of-33 passes of 250 yards with two touchdowns and a 109.4 passer rating. Cousins completed his first 12 passes, the longest consecutive completion streak of his career, surpassing his previous long when he completed 10 consecutive passes vs. Dallas in Week 16 of the 2013 season.

Running back Alfred Morris rushed for 85 yards on 22 carries. Morris eclipsed the 3,000-yard career rushing mark with his performance, accomplishing the feat in his 34th career game, the fastest in team history. The franchise's all-time leading rusher, John Riggins, did not break the 3,000-yard mark with Washington until his 38th game with the Redskins.

The Redskins' 31-point margin of victory was the team's largest since Oct. 7, 2007 vs. Detroit (34-3). Defensively, the Redskins held the Jaguars to 148 net offensive yards, the lowest total by a Redskins' opponent since Washington held Dallas to Dec. 30, 2007. The Redskins held the Jaguars to 25 rushing yards, the fewest since the Redskins held the Cowboys to one rushing yard in that same game in 2007.

| TEAM | QTR | TIME  | SCORING PLAY   | DRIVE       | JAX | WAS |
|------|-----|-------|--|-------------|-----|-----|
| WAS  | 1   | 8:12  | D. Young 20 yd. pass from K. Cousins (K. Forbath kick) | 7-76, 3:35  | 0   | 7   |
| WAS  | 2   | 14:18 | A. Morris 1 yd. run (K. Forbath kick)                  | 7-66, 3:31  | 0   | 14  |
| WAS  | 2   | 7:28  | A. Morris 1 yd. run (K. Forbath kick)                  | 10-92, 5:10 | 0   | 21  |
| JAX  | 2   | 1:40  | M. Lewis 63 yd. pass from C. Henne (J. Scobee kick)    | 5-71, 1:35  | 7   | 21  |
| WAS  | 3   | 8:30  | K. Forbath 36 yd. Field Goal                           | 10-13, 4:21 | 7   | 24  |
| WAS  | 4   | 14:12 | N. Paul 2 yd. pass from K. Cousins (K. Forbath kick)   | 11-65, 4:40 | 7   | 31  |
| WAS  | 4   | 10:40 | K. Forbath 42 yd. Field Goal                           | 6-5, 2:32   | 7   | 34  |
| JAX  | 4   | 6:50  | J. Scobee 36 yd. Field Goal                            | 9-63, 3:50  | 10  | 34  |
| WAS  | 4   | 1:52  | S. Redd, Jr. 14 yd. run (K. Forbath kick)              | 8-41, 4:58  | 10  | 41  |

### PASSING

WAS: K. Cousins 22-33 250, 2 TD; R. Griffin III 2-3 38

JAX: C. Henne 14-28 193, 1 TD, 1 INT

### RUSHING

WAS: A. Morris 22-85, 2 TD; S. Redd Jr 8-41, 1 TD; R. Helu Jr. 8-25; R. Griffin 2-22; A. Roberts 1-19; K. Cousins 1--1

JAX: C. Henne 3-17; T. Gerhart 7-8

### RECEIVING

WAS: N. Paul 8-99, 1 TD; R. Grant 5-57; A. Roberts 4-57; D. Young 2-27, 1 TD; R. Helu, Jr. 2-11; D. Jackson 1-19; P. Garcon 1-12; A. Robinson 1-6

JAX: A. Robinson 4-75; M. Lewis 2-71, 1 TD; D. Robinson 2-14; A. Hurns 2-13; M. Lee 2-11; T. Gerhart 2-9

### PUNT RETURNS

WAS: A. Roberts 7-59

JAX: M. Brown 2-9

### KICKOFF RETURNS

WAS: None

JAX: J. Todman 5-137

### SACKS

WAS: R. Kerrigan 4-23; J. Hatcher 1.5-9; P. Riley Jr. 1.5-11; F. Kears 1-8; B. Orakpo 1-11; R. Clark 0.5-4; K. Robinson 0.5-4

JAX: T. Smith 1-11; R. Davis 1-9; W. Guy 1-10





# REDSKINS RECORDS



# MILESTONE GAMES

|   |
|---|
| 11/18/1990..... Earnest Byner ..... vs New Orleans..... W ..... 26 ..... 116 ..... 0          |
| 12/8/1991..... Earnest Byner ..... at Phoenix ..... W ..... 25 ..... 116 ..... 0              |
| 9/6/1993..... Brian Mitchell ..... vs Dallas ..... W ..... 21 ..... 116 ..... 2               |
| 12/22/2002..... Ladell Betts..... vs Houston ..... W ..... 20 ..... 116 ..... 1               |
| 10/4/1933..... Cliff Battles..... at Pittsburgh ..... W ..... 13 ..... 115 ..... 1            |
| 12/22/1973..... Larry Brown..... at Minnesota ..... L ..... 29 ..... 115 ..... 1              |
| 10/7/1979..... John Riggins..... at Philadelphia ..... L ..... 23 ..... 115 ..... 1           |
| 10/9/1983..... John Riggins..... at St. Louis..... W ..... 22 ..... 115 ..... 3               |
| 9/28/1986..... George Rogers ..... vs Seattle..... W ..... 25 ..... 115 ..... 2               |
| 12/28/1986..... George Rogers ..... vs LA Rams ..... W ..... 29 ..... 115 ..... 1             |
| 11/30/2003..... Trung Canidate..... vs New Orleans..... L ..... 16 ..... 115 ..... 0          |
| 10/7/2012..... Alfred Morris..... vs Atlanta ..... L ..... 18 ..... 115 ..... 0               |
| 9/27/1970..... Larry Brown..... at St. Louis..... L ..... 17 ..... 114 ..... 1                |
| 9/24/1978..... John Riggins..... vs NY Jets ..... W ..... 21 ..... 114 ..... 0                |
| <b>11/11/1984 ..... Keith Griffin..... vs Detroit ..... W ..... 32 ..... 114 ..... 0</b>      |
| 10/13/1985..... John Riggins..... vs Detroit..... W ..... 21 ..... 114 ..... 3                |
| 10/22/2000..... Stephen Davis ..... at Jacksonville ..... W ..... 24 ..... 114 ..... 2        |
| 11/15/2009..... Ladell Betts..... vs Denver ..... W ..... 26 ..... 114 ..... 1                |
| 10/31/1971..... Larry Brown..... vs New Orleans..... W ..... 20 ..... 113 ..... 0             |
| 10/1/1972..... Larry Brown..... at New England ..... L ..... 20 ..... 113 ..... 0             |
| <b>1/1/2012 ..... Evan Royster ..... at Philadelphia..... L ..... 20 ..... 113 ..... 0</b>    |
| <b>9/30/2012 ..... Alfred Morris ..... at Tampa Bay ..... W ..... 21 ..... 113 ..... 1</b>    |
| <b>11/22/2012 ..... Alfred Morris ..... at Dallas ..... W ..... 24 ..... 113 ..... 1</b>      |
| 10/27/1985..... John Riggins..... at Cleveland ..... W ..... 30 ..... 112 ..... 1             |
| 11/3/1991..... Earnest Byner ..... vs Houston ..... W ..... 21 ..... 112 ..... 1              |
| 12/18/2005..... Clinton Portis ..... vs Dallas ..... W ..... 23 ..... 112 ..... 0             |
| 1/1/2006..... Clinton Portis ..... at Philadelphia ..... W ..... 27 ..... 112 ..... 2         |
| 10/1/2006..... Clinton Portis ..... vs Jacksonville..... W ..... 27 ..... 112 ..... 1         |
| 10/3/1971..... Charlie Harraway ..... at Dallas..... W ..... 18 ..... 111 ..... 1             |
| 12/9/1984..... John Riggins..... at Dallas ..... W ..... 24 ..... 111 ..... 1                 |
| 9/11/1989..... Gerald Riggs ..... vs NY Giants..... L ..... 24 ..... 111 ..... 0              |
| 9/1/1996..... Terry Allen ..... vs Philadelphia ..... L ..... 20 ..... 111 ..... 2            |
| 12/16/2001..... Stephen Davis ..... vs Philadelphia ..... L ..... 24 ..... 111 ..... 1        |
| 12/30/2001..... Stephen Davis ..... at New Orleans..... W ..... 21 ..... 111 ..... 1          |
| 10/1/1967..... Bobby Mitchell ..... vs NY Giants..... W ..... 21 ..... 110 ..... 1            |
| 10/4/1970..... Larry Brown..... at Philadelphia ..... W ..... 27 ..... 110 ..... 1            |
| 10/25/1970..... Larry Brown..... vs Cincinnati..... W ..... 22 ..... 110 ..... 0              |
| 10/15/1972..... Larry Brown..... at St. Louis..... W ..... 23 ..... 110 ..... 0               |
| 10/5/1986..... George Rogers ..... at New Orleans..... W ..... 31 ..... 110 ..... 1           |
| 10/22/1995..... Terry Allen ..... vs Detroit..... W ..... 24 ..... 110 ..... 2                |
| 12/9/2001..... Stephen Davis ..... at Arizona ..... W ..... 26 ..... 110 ..... 1              |
| <b>11/3/2002 ..... Kenny Watson ..... at Seattle ..... W ..... 23 ..... 110 ..... 0</b>       |
| <b>12/22/2002 ..... Kenny Watson ..... vs Houston ..... W ..... 20 ..... 110 ..... 0</b>      |
| 12/18/2004..... Clinton Portis ..... at San Francisco..... W ..... 35 ..... 110 ..... 0       |
| 9/15/1991..... Earnest Byner ..... vs Phoenix..... W ..... 23 ..... 109 ..... 1               |
| 1/2/1993..... Brian Mitchell ..... at Minnesota ..... W ..... 16 ..... 109 ..... 1            |
| 9/12/1999..... Stephen Davis ..... vs Dallas ..... L ..... 24 ..... 109 ..... 2               |
| 10/18/2009..... Clinton Portis ..... vs Kansas City..... W ..... 15 ..... 109 ..... 0         |
| 11/18/1951..... Rob Goode..... at Pittsburgh ..... W ..... 22 ..... 108 ..... 2               |
| 12/9/1951..... Rob Goode..... at Chi. Cardinals ..... W ..... 23 ..... 108 ..... 1            |
| 9/17/1978..... John Riggins..... at St. Louis..... W ..... 16 ..... 108 ..... 0               |
| 12/24/2005..... Clinton Portis ..... vs NY Giants..... W ..... 27 ..... 108 ..... 1           |
| <b>11/27/2011 ..... Roy Helu, Jr. .... at Seattle ..... W ..... 23 ..... 108 ..... 1</b>      |
| <b>11/6/1949 ..... Pete Stout ..... vs Pittsburgh..... W ..... 7 ..... 107 ..... 2</b>        |
| 12/16/1951..... Rob Goode..... vs Pittsburgh ..... L ..... 22 ..... 107 ..... 0               |
| 11/22/1973..... Charlie Harraway ..... at Detroit..... W ..... 18 ..... 107 ..... 0           |
| 9/18/1988..... Timmy Smith..... vs Philadelphia ..... W ..... 31 ..... 107 ..... 1            |
| 10/28/2001..... Stephen Davis ..... vs NY Giants..... W ..... 29 ..... 107 ..... 0            |
| 9/15/2013..... Alfred Morris..... at Green Bay ..... L ..... 13 ..... 107 ..... 0             |
| 11/12/1972..... Larry Brown..... vs NY Giants..... W ..... 30 ..... 106 ..... 2               |
| 11/14/1976..... Mike Thomas..... at NY Giants..... L ..... 24 ..... 106 ..... 0               |
| <b>10/19/1969 ..... Larry Brown..... vs NY Giants..... W ..... 17 ..... 105 ..... 0</b>       |
| 9/18/1972..... Larry Brown..... at Minnesota ..... W ..... 21 ..... 105 ..... 1               |
| <b>11/7/1993 ..... Reggie Brooks ..... vs Indianapolis ..... W ..... 21 ..... 105 ..... 0</b> |
| 12/11/2005..... Clinton Portis ..... at Arizona..... W ..... 26 ..... 105 ..... 1             |
| 10/21/1951..... Rob Goode..... vs Cardinals ..... W ..... 18 ..... 104 ..... 0                |
| 12/11/1955..... Jim Monachino..... vs Pittsburgh ..... W ..... 15 ..... 104 ..... 0           |
| 12/5/1976..... John Riggins..... at NY Jets..... W ..... 19 ..... 104 ..... 1                 |
| 10/13/1980..... Wilbur Jackson..... at Denver..... L ..... 12 ..... 104 ..... 1               |
| 9/20/1981..... Wilbur Jackson..... at St. Louis..... L ..... 22 ..... 104 ..... 0             |
| 9/30/1984..... John Riggins..... vs Philadelphia ..... W ..... 28 ..... 104 ..... 1           |
| 10/7/1985..... George Rogers ..... vs St. Louis..... W ..... 25 ..... 104 ..... 0             |

|  |
|--|
| 9/7/1986..... George Rogers ..... vs Philadelphia ..... W ..... 20 ..... 104 ..... 1     |
| 11/17/1986..... George Rogers ..... vs San Francisco..... W ..... 24 ..... 104 ..... 1   |
| 1/4/1992..... Ricky Ervins..... vs Atlanta ..... W ..... 23 ..... 104 ..... 1            |
| 9/8/2002..... Stephen Davis ..... vs Arizona ..... W ..... 26 ..... 104 ..... 1          |
| 11/26/2006..... Ladell Betts..... vs Carolina ..... W ..... 24 ..... 104 ..... 0         |
| 12/30/2007..... Clinton Portis ..... vs Dallas ..... W ..... 25 ..... 104 ..... 2        |
| 10/24/1937..... Cliff Battles..... at Philadelphia ..... W ..... 34 ..... 103 ..... 0    |
| 10/7/1985..... John Riggins..... vs St. Louis..... W ..... 17 ..... 103 ..... 0          |
| 10/9/2006..... Clinton Portis ..... at Denver..... L ..... 20 ..... 103 ..... 0          |
| 9/24/1950..... Rob Goode..... at Green Bay ..... L ..... 8 ..... 102 ..... 1             |
| <b>11/23/1969 ..... Larry Brown..... vs Atlanta ..... W ..... 23 ..... 102 ..... 1</b>   |
| 12/15/1974..... Duane Thomas ..... vs Chicago..... W ..... 8 ..... 102 ..... 1           |
| 10/29/1950..... Bill Dudley ..... at Philadelphia ..... L ..... 11 ..... 101 ..... 0     |
| 10/11/1970..... Larry Brown..... vs Detroit..... W ..... 22 ..... 101 ..... 1            |
| 12/24/1972..... Larry Brown..... vs Green Bay ..... W ..... 25 ..... 101 ..... 0         |
| 9/9/1991..... Earnest Byner ..... at Dallas..... W ..... 22 ..... 101 ..... 0            |
| 9/29/1996..... Terry Allen ..... vs NY Jets ..... W ..... 20 ..... 101 ..... 2           |
| 10/23/2005..... Clinton Portis ..... vs San Francisco..... W ..... 19 ..... 101 ..... 3  |
| 12/2/1951..... Rob Goode..... vs Philadelphia ..... L ..... 16 ..... 100 ..... 2         |
| <b>11/21/1954 ..... Billy Wells ..... at Cardinals ..... L ..... 6 ..... 100 ..... 1</b> |
| <b>10/13/1975 ..... Mike Thomas..... vs St. Louis..... W ..... 18 ..... 100 ..... 2</b>  |
| 9/11/1983..... John Riggins..... at Philadelphia ..... W ..... 27 ..... 100 ..... 1      |
| 11/5/1984..... John Riggins..... vs Atlanta ..... W ..... 32 ..... 100 ..... 2           |
| 9/5/1988..... Timmy Smith..... at NY Giants ..... L ..... 20 ..... 100 ..... 0           |
| 9/24/1989..... Jamie Morris ..... at Dallas..... W ..... 26 ..... 100 ..... 1            |
| 10/8/1989..... Earnest Byner ..... vs Phoenix..... W ..... 14 ..... 100 ..... 0          |
| 12/6/1992..... Earnest Byner ..... at NY Giants ..... W ..... 20 ..... 100 ..... 2       |
| 10/17/2010..... Ryan Torain..... vs Indianapolis ..... L ..... 20 ..... 100 ..... 2      |
| <b>12/4/2011 ..... Roy Helu, Jr. .... vs NY Jets ..... L ..... 23 ..... 100 ..... 1</b>  |

Rookies **bolded**

## NO. OF 100-YARD RUSHING GAMES

| Rank... Player..... Games        | 21 ..... Jim Musick ..... 2         |
|----------------------------------|-------------------------------------|
| 1 ..... Clinton Portis ..... 26  | 21 ..... Joe Washington ..... 2     |
| 2 ..... John Riggins ..... 25    | 21 ..... Keith Griffin ..... 2      |
| 3 ..... Larry Brown ..... 21     | 21 ..... Kelvin Bryant ..... 2      |
| 4 ..... Stephen Davis ..... 19   | 21 ..... Kenny Watson ..... 2       |
| 5 ..... Earnest Byner ..... 12   | 21 ..... Lionel Vital ..... 2       |
| 5 ..... George Rogers ..... 12   | 21 ..... Ricky Ervins..... 2        |
| 5 ..... Terry Allen ..... 12     | 34 ..... Bill Dudley ..... 1        |
| 8 ..... Alfred Morris..... 10    | 34 ..... Bill Shepherd ..... 1      |
| 9 ..... Cliff Battles ..... 9    | 34 ..... Billy Wells ..... 1        |
| 9 ..... Ladell Betts ..... 9     | 34 ..... Bobby Hammond ..... 1      |
| 11 ..... Rob Goode..... 8        | 34 ..... Bobby Mitchell ..... 1     |
| 12 ..... Mike Thomas..... 6      | 34 ..... Charley Justice ..... 1    |
| 13 ..... Reggie Brooks..... 4    | 34 ..... Dick James ..... 1         |
| 13 ..... Ryan Torain ..... 4     | 34 ..... Dick Todd ..... 1          |
| 15 ..... Andy Farkas..... 3      | 34 ..... Duane Thomas ..... 1       |
| 15 ..... Don Bosseler ..... 3    | 34 ..... Jim Castiglia ..... 1      |
| 15 ..... Johnny Olszewski..... 3 | 34 ..... Jim Monachino..... 1       |
| 15 ..... Roy Helu ..... 3        | 34 ..... Leo Elter ..... 1          |
| 15 ..... Timmy Smith..... 3      | 34 ..... Max Krause..... 1          |
| 15 ..... Wilbur Jackson..... 3   | 34 ..... Oran Pape ..... 1          |
| 21 ..... Brian Mitchell..... 2   | 34 ..... Pete Stout ..... 1         |
| 21 ..... Charlie Harraway..... 2 | 34 ..... Robert Griffin III ..... 1 |
| 21 ..... Evan Royster..... 2     | 34 ..... Rock Cartwright ..... 1    |
| 21 ..... Frank Akins ..... 2     | 34 ..... Trung Canidate ..... 1     |
| 21 ..... Gerald Riggs ..... 2    |                                     |
| 21 ..... Jamie Morris..... 2     |                                     |

**NO. OF PLAYERS ..... 51**  
**TOTAL GAMES ..... 239**

### ENTERING 2014

Record when a Redskin rushes for 100 yards or more: 179-55-1

Record when two Redskins rush for 100 yards or more: 4-0

Games with two Redskins rushing for 100 yards or more:

27-10 win vs. STL, 10/7/85 (G. Rogers 104, J. Riggins 103)

44-10 win at ATL, 11/3/85 (K. Griffin 164, G. Rogers 124)

26-10 win vs. HOU, 12/22/02 (L. Betts 116, K. Watson 110)

24-9 win at STL, 12/4/05 (C. Portis 136, R. Cartwright 118)







# MILESTONE GAMES

|   |
|---|
| 11/28/1982 ... Charlie Brown .....vs Philadelphia ..... W ..... 3.....124.....1       |
| 11/27/1966..... Charley Taylor..... vs NY Giants..... W .....6..... 124 ..... 2       |
| 10/11/1970..... Charley Taylor..... vs Detroit..... W .....6..... 124 ..... 2         |
| <b>11/9/1980 ... Art Monk .....at Chicago..... L.....8.....124.....0</b>              |
| 11/26/1989... Gary Clark .....vs Chicago..... W .....8..... 124 ..... 1               |
| 9/6/1981..... Joe Washington ..... vs Dallas ..... L .....10..... 124 ..... 1         |
| 9/26/2010..... Santana Moss..... at St. Louis..... L .....6..... 124 ..... 1          |
| 9/27/1959..... Bill Anderson..... at Chi. Cardinals ..... L.....6..... 123 ..... 0    |
| 11/2/1986..... Gary Clark ..... vs Minnesota..... W .....6..... 123 ..... 1           |
| 9/27/1981..... Terry Metcalf..... at Philadelphia..... L .....8..... 123 ..... 0      |
| 11/26/1967..... Charley Taylor..... at Cleveland ..... L .....11..... 123 ..... 2     |
| 12/3/2006..... Santana Moss..... vs Atlanta ..... L .....7..... 123 ..... 1           |
| <b>12/8/1962 ..... Leroy Jackson .....at Baltimore..... L ..... 3.....122.....1</b>   |
| 9/15/1963..... Bobby Mitchell..... at Cleveland ..... L .....4..... 122 ..... 1       |
| 9/24/2000..... Albert Connell..... at NY Giants ..... W .....4..... 122 ..... 0       |
| 12/8/2002..... Derrius Thompson..... vs NY Giants..... L .....6..... 122 ..... 0      |
| 12/30/1984..... Art Monk ..... vs Chicago ..... L .....10..... 122 ..... 0            |
| 10/3/2004..... Laveranues Coles ..... at Cleveland ..... L .....7..... 122 ..... 0    |
| 10/22/1950..... Hugh Taylor..... vs Chi. Cardinals..... L .....4..... 121 ..... 3     |
| 9/15/1968..... Gerry Allen..... at Chicago ..... W .....4..... 121 ..... 1            |
| 10/10/1943..... Wilbur Moore..... vs Brooklyn ..... W .....5..... 121 ..... 2         |
| 11/26/2000..... James Thrash ..... vs Philadelphia ..... L .....5..... 121 ..... 1    |
| 11/9/1958..... Jim Podoley ..... vs Chi. Cardinals ..... W .....5..... 121 ..... 2    |
| 11/18/2007..... Santana Moss..... at Dallas ..... L .....9..... 121 ..... 1           |
| 11/13/1988... Craig McEwen..... vs Chicago..... L .....3..... 120 ..... 0             |
| 12/13/1970..... Jon Henderson ..... vs Philadelphia ..... W .....6..... 120 ..... 1   |
| 12/17/1988..... Ricky Sanders ..... at Cincinnati..... L .....6..... 120 ..... 1      |
| 10/8/1961..... Fred Dugan ..... at Cleveland ..... L .....7..... 120 ..... 0          |
| 12/15/1974..... Frank Grant ..... vs Chicago ..... W .....4..... 119 ..... 0          |
| 11/19/1978... John McDaniel ..... vs St. Louis ..... L .....4..... 119 ..... 1        |
| 11/14/1948..... Harold Crisler..... vs Detroit..... W .....5..... 119 ..... 0         |
| 11/8/1987..... Gary Clark ..... at Philadelphia..... L .....5..... 119 ..... 1        |
| 10/20/1996..... Henry Ellard..... vs NY Giants..... W .....5..... 119 ..... 0         |
| 12/11/1983..... Art Monk ..... at Dallas ..... W .....6..... 119 ..... 1              |
| 9/18/1966..... Bobby Mitchell..... at St. Louis..... L .....9..... 119 ..... 1        |
| 11/7/2013..... Pierre Garçon ..... at Minnesota..... L .....7..... 119 ..... 1        |
| 12/7/1947..... Eddie Saenz ..... at NY Giants ..... L .....7..... 118 ..... 1         |
| 10/16/1949..... Harold Crisler..... vs NY Bulldogs ..... W .....7..... 118 ..... 3    |
| 12/12/1965..... Bobby Mitchell..... vs NY Giants..... L .....8..... 118 ..... 1       |
| <b>12/21/1985 ... Gary Clark .....at St. Louis ..... W ..... 8.....118.....1</b>      |
| 12/7/1980..... Clarence Harmon ..... vs San Diego ..... W .....12..... 118 ..... 0    |
| 9/14/2003..... Rod Gardner..... at Atlanta ..... W .....9..... 118 ..... 1            |
| 10/10/2010..... Santana Moss..... vs Green Bay..... L .....7..... 118 ..... 0         |
| 10/29/1944..... Joe Aguirre..... vs Chi. Cardinals..... W .....3..... 117 ..... 2     |
| 11/25/1962..... Dick James ..... vs NY Giants..... L .....5..... 117 ..... 2          |
| 9/24/1937..... Wayne Millner..... vs Chi. Cardinals..... L .....7..... 117 ..... 0    |
| 11/29/1964..... Preston Carpenter..... vs NY Giants..... W .....7..... 117 ..... 1    |
| 11/28/1968..... Jerry Smith..... at Dallas..... L .....6..... 116 ..... 1             |
| 12/13/1998..... Albert Connell..... at Carolina ..... W .....8..... 116 ..... 1       |
| <b>12/1/1985 ..... Gary Clark .....vs San Francisco..... L ..... 10.....116.....0</b> |
| 10/9/2005..... Santana Moss..... at Denver ..... L .....8..... 116 ..... 0            |
| 9/13/1964..... Bobby Mitchell..... vs Cleveland..... L .....4..... 115 ..... 0        |
| 11/29/1984..... Calvin Muhammad..... at Minnesota..... W .....5..... 115 ..... 1      |
| 12/30/2007..... Santana Moss..... vs Dallas ..... W .....8..... 115 ..... 1           |
| 11/20/2011..... Jabar Gaffney ..... vs Dallas ..... L .....7..... 115 ..... 1         |
| 11/17/1968..... Charley Taylor..... vs Dallas ..... L .....5..... 114 ..... 2         |
| 10/15/1967..... Bobby Mitchell..... at Atlanta ..... T .....6..... 114 ..... 1        |
| 9/24/1989..... Art Monk ..... at Dallas..... W .....6..... 114 ..... 0                |
| 1/26/1992..... Gary Clark ..... vs Buffalo..... W .....7..... 114 ..... 1             |
| 12/20/1992..... Ricky Sanders ..... at Philadelphia..... L .....7..... 114 ..... 1    |
| 12/2/1962..... Bobby Mitchell..... vs Philadelphia ..... L .....8..... 114 ..... 0    |
| 10/2/1953..... Hugh Taylor..... at Philadelphia..... T .....4..... 113 ..... 2        |
| 11/8/1964..... Bobby Mitchell..... at Cleveland ..... L .....7..... 113 ..... 2       |
| 1/26/1992..... Art Monk ..... vs Buffalo..... W .....7..... 113 ..... 0               |
| 11/30/1947... Bob Nussbaumer..... at Boston ..... L .....8..... 113 ..... 1           |
| 10/15/1939..... Andy Farkas ..... vs Pittsburgh..... W .....3..... 112 ..... 1        |
| 10/13/1963..... Bobby Mitchell..... vs Philadelphia ..... L .....3..... 112 ..... 2   |
| 10/22/1995..... Henry Ellard..... vs Detroit..... W .....6..... 112 ..... 1           |
| 11/29/1987..... Gary Clark ..... vs NY Giants..... W .....7..... 112 ..... 1          |
| 10/23/2005..... Santana Moss..... vs San Francisco..... W .....5..... 112 ..... 1     |
| 10/19/1952..... Hugh Taylor..... at Pittsburgh ..... W .....3..... 111 ..... 2        |

|   |
|---|
| 10/3/1949..... Hugh Taylor..... at Pittsburgh ..... W .....5..... 111 ..... 2         |
| 11/18/1979..... Danny Buggs ..... vs Dallas ..... W .....5..... 111 ..... 0           |
| 10/29/1995..... Henry Ellard..... vs NY Giants..... L .....6..... 111 ..... 0         |
| 10/13/1974..... Roy Jefferson..... vs Miami..... W .....7..... 111 ..... 1            |
| 10/2/1954..... Hugh Taylor..... at Pittsburgh ..... L .....8..... 111 ..... 0         |
| 11/6/1966..... Charley Taylor..... at Baltimore ..... L .....8..... 111 ..... 1       |
| 12/18/2004..... Rod Gardner..... at San Francisco ..... W .....6..... 111 ..... 0     |
| 12/16/1984..... Calvin Muhammad..... vs St. Louis ..... W .....5..... 110 ..... 0     |
| 10/8/1995..... Henry Ellard..... at Philadelphia..... L .....5..... 110 ..... 2       |
| 11/23/1969... Charlie Harraway..... vs. Atlanta..... W .....6..... 110 ..... 1        |
| 1/8/1983..... Alvin Garrett ..... vs Detroit..... W .....6..... 110 ..... 3           |
| 11/29/1998..... Stephen Davis..... at Oakland..... W .....7..... 110 ..... 1          |
| 10/17/1999..... Albert Connell..... at Arizona..... W .....8..... 110 ..... 0         |
| 10/12/1969..... Bob Long..... vs St. Louis..... W .....9..... 110 ..... 0             |
| 1/3/2010..... Malcolm Kelly ..... at San Diego..... L .....5..... 109 ..... 0         |
| 11/21/1948..... Harold Crisler..... at Philadelphia..... L .....2..... 109 ..... 2    |
| 11/9/1975..... Frank Grant ..... at NY Giants ..... W .....2..... 109 ..... 1         |
| 11/29/1970..... Walt Roberts ..... vs NY Giants..... L .....4..... 109 ..... 1        |
| 9/14/1998..... Michael Westbrook..... vs San Francisco..... L .....5..... 109 ..... 0 |
| 10/30/1949... Hugh Taylor..... at NY Bulldogs ..... T .....6..... 109 ..... 1         |
| 12/8/1985..... Art Monk ..... at Philadelphia..... W .....7..... 109 ..... 0          |
| 10/5/2008..... Chris Cooley..... at Philadelphia..... W .....8..... 109 ..... 1       |
| 9/9/2012..... Pierre Garçon ..... at New Orleans..... W .....4..... 109 ..... 2       |
| 12/26/1943..... Wilbur Moore..... at Chicago ..... L .....5..... 108 ..... 0          |
| 12/6/1959..... Bill Anderson ..... vs Philadelphia ..... L .....5..... 108 ..... 1    |
| 12/5/1999..... Michael Westbrook..... at Detroit..... L .....5..... 108 ..... 1       |
| 10/23/1994..... Henry Ellard..... at Indianapolis..... W .....6..... 108 ..... 0      |
| <b>10/19/1987 ... Craig McEwen .....at Dallas ..... W ..... 7.....108.....0</b>       |
| 11/23/1969..... Bob Long..... vs Atlanta ..... W .....10..... 108 ..... 0             |
| 11/22/1964... Angelo Coia ..... vs Dallas ..... W .....6..... 107 ..... 1             |
| 9/1/1991..... Gary Clark ..... vs Detroit..... W .....6..... 107 ..... 1              |
| 12/8/1962..... Bobby Mitchell..... at Baltimore ..... L .....7..... 107 ..... 0       |
| 11/20/1994..... Desmond Howard..... at Dallas..... L .....7..... 107 ..... 1          |
| 11/22/1998..... Leslie Shepherd ..... vs Arizona ..... L .....7..... 107 ..... 1      |
| 10/4/1959..... Bill Anderson ..... at Pittsburgh ..... W .....3..... 106 ..... 1      |
| 11/3/1940..... James Johnston..... vs Pittsburgh..... W .....4..... 106 ..... 2       |
| 11/2/1958..... Joe Walton..... at Pittsburgh ..... L .....4..... 106 ..... 1          |
| 10/4/1992..... Gary Clark ..... at Phoenix..... L .....4..... 106 ..... 0             |
| 12/12/1954..... Hugh Taylor..... vs Chi. Cardinals..... W .....5..... 106 ..... 3     |
| 9/28/1975..... Roy Jefferson..... vs NY Giants..... W .....5..... 106 ..... 2         |
| 12/26/1999..... Albert Connell..... at San Francisco ..... W .....5..... 106 ..... 0  |
| 11/26/1967..... Bobby Mitchell..... at Cleveland ..... L .....6..... 106 ..... 1      |
| 11/3/1985..... Art Monk ..... at Atlanta..... W .....6..... 106 ..... 1               |
| 10/1/1967..... Charley Taylor..... vs NY Giants..... W .....7..... 106 ..... 0        |
| 9/20/1981..... Ricky Thompson ..... at St. Louis..... L .....7..... 106 ..... 2       |
| 10/31/1983..... Art Monk ..... at San Diego..... W .....7..... 106 ..... 0            |
| 9/16/1990..... Gary Clark ..... at San Francisco ..... L .....7..... 106 ..... 0      |
| 10/13/1991..... Art Monk ..... vs Cleveland..... W .....7..... 106 ..... 1            |
| 9/4/2003..... Laveranues Coles ..... vs NY Jets ..... W .....5..... 106 ..... 0       |
| <b>11/13/2011 ...Leonard Hankerson...at Miami..... L ..... 8.....106.....0</b>        |
| 11/21/2010..... Santana Moss..... at Tennessee ..... W .....6..... 106 ..... 1        |
| 12/3/2012..... Pierre Garçon ..... vs NY Giants..... W .....8..... 106 ..... 1        |
| <b>12/14/1958 ...Bill Anderson .....vs Philadelphia ..... W ..... 3.....105.....1</b> |
| 10/9/1966..... Charley Taylor ..... vs Atlanta ..... W .....3..... 105 ..... 1        |
| 12/16/1973... Larry Brown ..... vs Philadelphia ..... W .....3..... 105 ..... 3       |
| 10/17/1983..... Art Monk ..... at Green Bay ..... L .....5..... 105 ..... 0           |
| 11/2/1975..... Frank Grant ..... vs Dallas ..... W .....6..... 105 ..... 1            |
| 11/11/1984..... Calvin Muhammad..... vs. Detroit..... W .....7..... 105 ..... 0       |
| 9/4/1994..... Henry Ellard ..... vs Seattle..... L .....7..... 105 ..... 0            |
| 9/21/2003..... Laveranues Coles ..... vs NY Giants..... L .....7..... 105 ..... 0     |
| 10/14/2007..... Chris Cooley..... at Green Bay ..... L .....9..... 105 ..... 1        |
| 9/11/2011..... Fred Davis..... vs NY Giants..... W .....5..... 105 ..... 0            |
| <b>11/6/2011 ...Roy Helu, Jr.....vs San Francisco..... L ..... 14.....105.....0</b>   |
| 11/18/2001..... Michael Westbrook..... at Denver ..... W .....9..... 104 ..... 1      |
| <b>10/13/1957 ...Jim Podoley .....vs NY Giants ..... L ..... 3.....104.....1</b>      |
| 12/11/1988..... Terry Orr..... vs Dallas ..... L .....3..... 104 ..... 1              |
| 9/27/1998..... Michael Westbrook..... vs Denver ..... L .....3..... 104 ..... 1       |
| 10/28/1984..... Art Monk ..... at NY Giants ..... L .....4..... 104 ..... 0           |
| 10/6/1957..... John Carson..... at Cardinals..... W .....5..... 104 ..... 1           |
| 10/14/1984..... Calvin Muhammad..... vs Dallas ..... W .....5..... 104 ..... 1        |
| <b>12/13/1981 ...Virgil Seay .....vs Baltimore..... W ..... 7.....104.....1</b>       |

# MILESTONE GAMES

|                       |                           |                               |               |               |                 |          |
|-----------------------|---------------------------|-------------------------------|---------------|---------------|-----------------|----------|
| 10/4/1970.....        | Jerry Smith.....          | at Philadelphia.....          | W.....        | 8.....        | 104.....        | 1        |
| 11/25/1984....        | Art Monk.....             | vs Buffalo.....               | W.....        | 11.....       | 104.....        | 1        |
| 10/31/1948....        | Tom Farmer.....           | vs Boston.....                | W.....        | 5.....        | 103.....        | 0        |
| 11/12/1967....        | Bobby Mitchell.....       | vs San Francisco.....         | W.....        | 5.....        | 103.....        | 0        |
| 11/10/1985....        | Art Monk.....             | vs Dallas.....                | L.....        | 5.....        | 103.....        | 0        |
| 9/28/1986....         | Art Monk.....             | vs Seattle.....               | W.....        | 5.....        | 103.....        | 0        |
| <b>11/18/1945 ...</b> | <b>Steve Bagarus.....</b> | <b>vs Chicago.....</b>        | <b>W.....</b> | <b>6.....</b> | <b>103.....</b> | <b>1</b> |
| <b>11/23/1947 ...</b> | <b>Paul McKee.....</b>    | <b>vs Chi. Cardinals.....</b> | <b>W.....</b> | <b>7.....</b> | <b>103.....</b> | <b>2</b> |
| 12/8/1968.....        | Jerry Smith.....          | vs Cleveland.....             | L.....        | 7.....        | 103.....        | 1        |
| 12/11/1988....        | Art Monk.....             | vs Dallas.....                | L.....        | 7.....        | 103.....        | 0        |
| 12/30/2006....        | Santana Moss.....         | vs NY Giants.....             | L.....        | 6.....        | 103.....        | 1        |
| 10/1/1950.....        | Hugh Taylor.....          | vs Pittsburgh.....            | L.....        | 4.....        | 102.....        | 1        |
| <b>10/26/1947 ...</b> | <b>Joe Duckworth.....</b> | <b>vs Chicago.....</b>        | <b>L.....</b> | <b>5.....</b> | <b>102.....</b> | <b>2</b> |
| 11/2/1986.....        | Art Monk.....             | vs Minnesota.....             | W.....        | 6.....        | 102.....        | 1        |
| 11/5/2000.....        | James Thrash.....         | at Arizona.....               | L.....        | 6.....        | 102.....        | 0        |
| 10/22/1967....        | Jerry Smith.....          | at Los Angeles.....           | T.....        | 7.....        | 102.....        | 3        |
| 10/19/1970....        | Charley Taylor.....       | at Oakland.....               | L.....        | 7.....        | 102.....        | 1        |
| 11/26/1967....        | A.D. Whitfield.....       | at Cleveland.....             | L.....        | 8.....        | 102.....        | 0        |
| 9/13/1987.....        | Gary Clark.....           | vs Philadelphia.....          | W.....        | 8.....        | 102.....        | 0        |
| 10/8/1989.....        | Art Monk.....             | vs Phoenix.....               | W.....        | 8.....        | 102.....        | 1        |
| 10/13/1940....        | Dick Todd.....            | vs Chi. Cardinals.....        | W.....        | 2.....        | 101.....        | 1        |
| 9/11/1989.....        | Gary Clark.....           | vs NY Giants.....             | L.....        | 6.....        | 101.....        | 0        |
| 10/31/1983....        | Charlie Brown.....        | at San Diego.....             | W.....        | 8.....        | 101.....        | 0        |
| 11/12/1967....        | Jerry Smith.....          | vs San Francisco.....         | W.....        | 9.....        | 101.....        | 2        |
| 9/5/1983.....         | Alvin Garrett.....        | vs Dallas.....                | L.....        | 10.....       | 101.....        | 0        |
| 12/6/2009....         | Devin Thomas.....         | vs New Orleans.....           | L.....        | 7.....        | 100.....        | 2        |
| 11/15/1953....        | Hugh Taylor.....          | vs Chicago.....               | L.....        | 2.....        | 100.....        | 1        |
| 10/31/1943....        | Joe Aguirre.....          | at Brooklyn.....              | W.....        | 4.....        | 100.....        | 2        |
| 11/3/1963.....        | Bobby Mitchell.....       | at Dallas.....                | L.....        | 5.....        | 100.....        | 0        |
| 11/15/1970....        | Charley Taylor.....       | at NY Giants.....             | L.....        | 5.....        | 100.....        | 1        |
| 10/13/1957....        | John Carson.....          | vs NY Giants.....             | L.....        | 6.....        | 100.....        | 1        |
| 10/22/1972....        | Larry Brown.....          | vs Dallas.....                | W.....        | 7.....        | 100.....        | 1        |
| 12/5/1982....         | Art Monk.....             | vs Dallas.....                | L.....        | 7.....        | 100.....        | 0        |
| 9/7/1986.....         | Gary Clark.....           | vs Philadelphia.....          | W.....        | 7.....        | 100.....        | 0        |
| 1/9/1993.....         | Gary Clark.....           | at San Francisco.....         | L.....        | 7.....        | 100.....        | 0        |
| 11/10/2002....        | Rod Gardner.....          | at Jacksonville.....          | L.....        | 7.....        | 100.....        | 1        |
| 10/7/2007....         | Antwaan Randle El.....    | vs Detroit.....               | W.....        | 7.....        | 100.....        | 0        |
| 12/19/2010....        | Anthony Armstrong.....    | at Dallas.....                | L.....        | 5.....        | 100.....        | 0        |

Rookies **bolded**

## NO. OF 100-YARD RECEIVING GAMES

Rank... Player..... Games

|         |                        |    |         |                        |   |
|---------|------------------------|----|---------|------------------------|---|
| 1.....  | Art Monk.....          | 36 | 24..... | Steve Bagarus.....     | 2 |
| 2.....  | Gary Clark.....        | 28 | 24..... | Virgil Seay.....       | 2 |
| 3.....  | Bobby Mitchell.....    | 23 | 24..... | Wayne Millner.....     | 2 |
| 4.....  | Charley Taylor.....    | 22 | 43..... | A.D. Whitfield.....    | 1 |
| 5.....  | Santana Moss.....      | 17 | 43..... | Angelo Coia.....       | 1 |
| 6.....  | Hugh Taylor.....       | 15 | 43..... | Anthony Allen.....     | 1 |
| 7.....  | Michael Westbrook..... | 12 | 43..... | Anthony Armstrong..... | 1 |
| 8.....  | Ricky Sanders.....     | 11 | 43..... | Bob Nussbaumer.....    | 1 |
| 9.....  | Henry Ellard.....      | 10 | 43..... | Charlie Harraway.....  | 1 |
| 10..... | Charlie Brown.....     | 8  | 43..... | Clarence Harmon.....   | 1 |
| 11..... | Albert Connell.....    | 7  | 43..... | Derrius Thompson.....  | 1 |
| 11..... | Jerry Smith.....       | 7  | 43..... | Devin Thomas.....      | 1 |
| 11..... | Pierre Garçon.....     | 7  | 43..... | Fred Davis.....        | 1 |
| 14..... | Frank Grant.....       | 6  | 43..... | Gerry Allen.....       | 1 |
| 14..... | Rod Gardner.....       | 6  | 43..... | Howie Livingston.....  | 1 |
| 16..... | Bill Anderson.....     | 5  | 43..... | Jabar Gaffney.....     | 1 |
| 16..... | Harold Crisler.....    | 5  | 43..... | James Johnston.....    | 1 |
| 16..... | Laveranues Coles.....  | 5  | 43..... | Joe Duckworth.....     | 1 |
| 19..... | Calvin Muhammad.....   | 4  | 43..... | Joe Walton.....        | 1 |
| 20..... | Dick Todd.....         | 3  | 43..... | Joe Washington.....    | 1 |
| 20..... | John Carson.....       | 3  | 43..... | John McDaniel.....     | 1 |
| 20..... | Roy Jefferson.....     | 3  | 43..... | Jon Henderson.....     | 1 |
| 20..... | Wilbur Moore.....      | 3  | 43..... | Jordan Reed.....       | 1 |
| 24..... | Alvin Garrett.....     | 2  | 43..... | Kelvin Bryant.....     | 1 |
| 24..... | Andy Farkas.....       | 2  | 43..... | Leonard Hankerson..... | 1 |
| 24..... | Antwaan Randle El..... | 2  | 43..... | Leroy Jackson.....     | 1 |
| 24..... | Bob Long.....          | 2  | 43..... | Malcolm Kelly.....     | 1 |
| 24..... | Chris Cooley.....      | 2  | 43..... | Paul McKee.....        | 1 |
| 24..... | Craig McEwen.....      | 2  | 43..... | Preston Carpenter..... | 1 |
| 24..... | Danny Buggs.....       | 2  | 43..... | Ricky Thompson.....    | 1 |
| 24..... | Desmond Howard.....    | 2  | 43..... | Roy Helu.....          | 1 |
| 24..... | Dick James.....        | 2  | 43..... | Stephen Davis.....     | 1 |
| 24..... | Eddie Saenz.....       | 2  | 43..... | Terry Metcalf.....     | 1 |
| 24..... | Fred Dugan.....        | 2  | 43..... | Terry Orr.....         | 1 |
| 24..... | James Thrash.....      | 2  | 43..... | Tom Farmer.....        | 1 |
| 24..... | Jim Podoley.....       | 2  | 43..... | Walt Roberts.....      | 1 |
| 24..... | Joe Aguirre.....       | 2  |         |                        |   |
| 24..... | Larry Brown.....       | 2  |         |                        |   |
| 24..... | Leslie Shepherd.....   | 2  |         |                        |   |

NO. OF PLAYERS..... 75

TOTAL GAMES..... 317

### ENTERING 2014

Record when at least one Redskin registers 100 or more receiving yards:  
148-127-9

Record when only one Redskin registers 100 or more receiving yards:  
131-115-7

Record when only two Redskins register 100 or more receiving yards:  
16-11-2

Record when three Redskins register 100 or more receiving yards:  
1-1

Record when at least one Redskin registers 150 or more receiving yards:  
36-24-2

Record when at least one Redskin registers 200 or more receiving yards:  
7-4

# TEAM RECORDS

\*Asterisks indicate NFL records

## CHAMPIONSHIPS

### League Championships

5 ..... 1937, 42, 82, 87, 91

### NFC Championships

5 ..... 1972, 82-83, 87, 91

### Division Championships

14 ..... 1936-37, 40, 42-43, 45, 72, 82-84, 87, 91, 99, 2012

## GAMES WON

### Most Consecutive Games Won

14 ..... 1942-43 (includes playoffs)

11 ..... 1991

11 ..... 1983 (includes playoffs)

### Most Consecutive Games Without Defeat

17 ..... (16 wins, 1 tie) ..... 1942-43 (includes playoffs)

11 ..... (all wins) ..... 1991

11 ..... (all wins) ..... 1983 (includes playoffs)

### Most Games Won, Season

14 ..... 1983

14 ..... 1991

12 ..... 1986

### Most Games Won, Season (Including Playoffs)

17 ..... 1991

16 ..... 1983

14 ..... 1997

14 ..... 1986

### Most Consecutive Games Won, Season

11 ..... 1991

9 ..... 1983

9 ..... 1972

### Most Consecutive Games Won, Start of Season

11 ..... 1991

7 ..... 1940

5 ..... 1986

5 ..... 1971

### Most Consecutive Games Won, End of Season

9 ..... 1942

9 ..... 1983

7 ..... 2012

### Most Consecutive Games Without Defeat, Start of Season

11 ..... (all wins) ..... 1991

7 ..... (6 wins, 1 tie) ..... 1943

7 ..... (all wins) ..... 1940

### Most Consecutive Games Without Defeat, End of Season

9 ..... (all wins) ..... 1983

9 ..... (all wins) ..... 1942

7 ..... (all wins) ..... 2012

### Most Consecutive Home Games Won

11 ..... 1939-40

11 ..... 1990-91

10 ..... 1974-75

### Most Consecutive Home Games Without Defeat

14 ..... (won 2, tied 1, won 11) ..... 1938-40

11 ..... (all wins) ..... 1990-91

10 ..... (all wins) ..... 1974-75

### Most Consecutive Road Games Won

9 ..... 1981-83

7 ..... 1991

7 ..... 1985-86

7 ..... 1942-43

### Most Consecutive Road Games Without Defeat

9 ..... (all wins) ..... 1981-83

8 ..... (7 wins, 1 tie) ..... 1942-43

7 ..... Three times ..... (Last: 1991)

### Most Shutout Games Won or Tied, Season

4 ..... (all wins) ..... 1934

3 ..... Four times ..... (Last: 1991)

### Most Consecutive Shutout Games Won or Tied

2 ..... Multiple times ..... (Last: 12/23/89 and 09/09/90)

### Largest Margin of Victory

45 ..... vs Lions ..... 09/01/91

44 ..... vs Rams ..... 01/01/84

42 ..... vs Bears ..... 12/15/74

42 ..... vs Dodgers ..... 11/21/39

### Overtime Games, Played, Season

4 ..... 2010

3 ..... Two times ..... (Last: 1999)

### Overtime Games, Won, Season

3 ..... 2010

2 ..... Two times ..... (Last: 2007)

## GAMES LOST

### Most Consecutive Games Lost

17 ..... 1960-61

9 ..... 2013-14

8 ..... 1950

8 ..... 1935

### Most Consecutive Games Without Victory

23 ..... (20 losses, 3 ties) ..... 1960-61

9 ..... (all losses) ..... 2013-14

8 ..... (all losses) ..... 1950

8 ..... (all losses) ..... 1935

### Most Games Lost, Season

13 ..... 2013

13 ..... 1994

12 ..... 2009

12 ..... 1993

12 ..... 1961

# TEAM RECORDS

## Most Consecutive Games Lost, Season

|   |      |
|---|------|
| 9 | 1961 |
| 8 | 2013 |
| 8 | 1950 |
| 8 | 1935 |

## Most Consecutive Games Lost, Start of Season

|   |                          |
|---|--------------------------|
| 9 | 1961                     |
| 7 | 1998                     |
| 5 | Three times (Last: 1981) |

## Most Consecutive Games Lost, End of Season

|   |                          |
|---|--------------------------|
| 8 | 2013                     |
| 8 | 1960                     |
| 5 | Three times (Last: 1978) |

## Most Consecutive Games Without Victory, Season

|    |                               |
|----|-------------------------------|
| 13 | (lost 9, tied 1, lost 3) 1961 |
| 8  | (all losses) 2013             |
| 8  | (all losses) 1950             |
| 8  | (all losses) 1935             |

## Most Consecutive Games Without Victory, Start of Season

|    |                               |
|----|-------------------------------|
| 13 | (lost 9, tied 1, lost 3) 1961 |
| 7  | (all losses) 1998             |
| 5  | Multiple times (Last: 2001)   |

## Most Consecutive Games Without Victory, End of Season

|   |                          |
|---|--------------------------|
| 8 | 2013                     |
| 8 | 1960                     |
| 5 | Three times (Last: 1978) |

## Most Consecutive Home Games Lost

|    |         |
|----|---------|
| 10 | 1960-61 |
| 9  | 1993-94 |
| 8  | 2011-12 |
| 8  | 1963-64 |

## Most Consecutive Home Games Without Victory

|    |         |
|----|---------|
| 11 | 1960-61 |
| 9  | 1993-94 |
| 8  | 2011-12 |
| 8  | 1963-64 |

## Most Consecutive Road Games Lost

|   |         |
|---|---------|
| 9 | 2008-09 |
| 9 | 1960-61 |
| 8 | 1947-48 |

## Most Consecutive Road Games Without Victory

|    |         |
|----|---------|
| 18 | 1959-62 |
| 9  | 2008-09 |
| 8  | 1947-48 |

## Most Shutout Games Lost or Tied, Season

|   |                        |
|---|------------------------|
| 5 | (4 losses, 1 tie) 1933 |
| 5 | (4 losses, 1 tie) 1932 |
| 4 | (3 losses, 1 tie) 1935 |
| 4 | (all losses) 1934      |

## Most Consecutive Shutout Games Lost or Tied

|   |                             |
|---|-----------------------------|
| 2 | Multiple times (Last: 1961) |
|---|-----------------------------|

## Largest Margin of Defeat

|    |           |          |
|----|-----------|----------|
| 73 | vs Bears  | 12/08/40 |
| 59 | vs Browns | 11/07/54 |
| 53 | vs Giants | 11/05/61 |

## TIE GAMES

### Most Tie Games, Season

|   |                        |
|---|------------------------|
| 3 | 1967                   |
| 2 | Six times (Last: 1969) |

### Most Consecutive Tie Games

|   |  |
|---|--|
| 2 | Multiple times (Last: 10/15/67 and 10/22/67) |
|---|--|

## SCORING

### Seasons Leading League, Scoring

|   |                  |
|---|------------------|
| 3 | 1940, 1983, 1991 |
|---|------------------|

### Most Consecutive Seasons Leading League, Scoring

|   |                  |
|---|------------------|
| 1 | 1940, 1983, 1991 |
|---|------------------|

## POINTS

### Most Points, Season

|     |      |
|-----|------|
| 541 | 1983 |
| 485 | 1991 |
| 443 | 1999 |

### Fewest Points, Season

|     |      |
|-----|------|
| 55  | 1932 |
| 65  | 1935 |
| 103 | 1933 |

### Most Points, Game

|     |            |          |
|-----|------------|----------|
| 72* | vs Giants  | 11/27/66 |
| 59  | vs Yanks   | 10/31/48 |
| 56  | vs Falcons | 11/10/91 |

### Most Points, Both Teams, Game

|      |                               |          |
|------|-------------------------------|----------|
| 113* | Redskins (72) vs Giants (41)  | 11/27/66 |
| 95   | Redskins (47) vs Packers (48) | 10/17/83 |
| 87   | Redskins (42) vs Cards (45)   | 11/22/98 |
| 87   | Redskins (42) vs Eagles (45)  | 09/28/47 |

### Fewest Points, Both Teams, Game

|   |                                       |
|---|---------------------------------------|
| 0 | Four times (Last: vs Giants 10/01/39) |
|---|---------------------------------------|

### Most Points, Shutout Victory Game

|    |            |          |
|----|------------|----------|
| 45 | vs. Lions  | 09/01/91 |
| 42 | vs. Bears  | 12/15/74 |
| 42 | vs Dodgers | 11/12/39 |

### Most Consecutive Games Scoring

|     |         |
|-----|---------|
| 128 | 1961-70 |
| 117 | 1986-93 |
| 116 | 1980-86 |

### Fewest Points, Shutout Victory, Game

|   |                                       |          |
|---|---------------------------------------|----------|
| 3 | vs Dodgers                            | 10/05/41 |
| 6 | vs Eagles                             | 10/21/34 |
| 7 | Five times (Last: vs 49ers, 11/13/55) |          |

# TEAM RECORDS

## Most Points Overcome to Win Game

|    |   |          |
|----|---|----------|
| 21 | vs Panthers (trailed 0-21, won 38-36)           | 10/03/99 |
| 21 | vs Lions (trailed 35-13, won 41-38 in overtime) | 11/04/90 |
| 21 | vs Cowboys (trailed 0-21, won 34-31)            | 11/28/65 |
| 18 | vs Chargers (trailed 21-3, won 30-27)           | 09/21/86 |
| 18 | vs Giants (trailed 3-21, won 27-24)             | 12/02/73 |

## Most Points Overcome to Tie Game

|    |                                       |          |
|----|---------------------------------------|----------|
| 21 | vs Eagles (trailed 14-35, tied 35-35) | 12/03/67 |
|----|---------------------------------------|----------|

## Most Points, One Half

|    |                    |          |
|----|--------------------|----------|
| 43 | vs Lions (2nd)     | 11/14/48 |
| 38 | vs Rams (1st)      | 01/01/84 |
| 38 | vs Giants (2nd)    | 11/27/66 |
| 38 | vs Cardinals (1st) | 11/09/58 |

## Most Points, Both Teams, One Half

|    |                                      |          |
|----|--------------------------------------|----------|
| 65 | Redskins (38) vs Giants (27), 2nd    | 11/27/66 |
| 55 | Redskins (13) vs Bears (42), 2nd     | 10/26/47 |
| 52 | Redskins (14) vs Broncos (38), 2nd   | 10/27/13 |
| 52 | Redskins (28) vs Panthers (24), 1st  | 10/03/99 |
| 52 | Redskins (31) vs Eagles (21), 2nd    | 10/01/55 |
| 52 | Redskins (14) vs Cardinals (38), 1st | 10/22/50 |

## Most Points, One Quarter

|    |                  |                             |
|----|------------------|-----------------------------|
| 35 | vs Broncos (2nd) | 01/31/88                    |
| 28 | Multiple times   | (Last: vs Dallas, 11/22/12) |

## Most Points, Each Quarter

|        |            |                             |
|--------|------------|-----------------------------|
| Q1: 21 | Four times | (Last: at Giants, 09/19/99) |
| Q2: 35 | vs Broncos | 01/31/88                    |
| Q3: 28 | at Eagles  | 10/01/55                    |
| Q4: 27 | vs Lions   | 11/14/48                    |

## Most Points, Both Teams, Each Quarter

|        |                              |                                   |
|--------|------------------------------|-----------------------------------|
| Q1: 28 | Multiple times               | (Last: vs Eagles, 0-28, 11/15/10) |
| Q2: 42 | Redskins (21) vs Eagles (21) | 11/27/83                          |
| Q3: 42 | Redskins (28) vs Eagles (14) | 10/01/55                          |
| Q4: 37 | Redskins (24) vs Giants (13) | 11/27/66                          |

## Most Points, Both Teams, One Quarter

|    |                                    |          |
|----|------------------------------------|----------|
| 42 | Redskins (21) vs Eagles (21), 2nd  | 11/27/83 |
| 42 | Redskins (28) vs Eagles (14), 3rd  | 10/01/55 |
| 38 | Redskins (17) vs Falcons (21), 2nd | 09/14/03 |

## TOUCHDOWNS

### Seasons Leading League, Touchdowns

|   |          |
|---|----------|
| 2 | 1940, 83 |
|---|----------|

### Most Touchdowns, Season

|    |      |
|----|------|
| 63 | 1983 |
| 56 | 1991 |
| 54 | 1999 |
| 52 | 2012 |

### Fewest Touchdowns, Season

|    |      |
|----|------|
| 8  | 1932 |
| 9  | 1935 |
| 14 | 1933 |

## Most Touchdowns, Game

|     |            |          |
|-----|------------|----------|
| 10* | vs Giants  | 11/27/66 |
| 8   | vs Falcons | 11/10/91 |
| 8   | vs Yanks   | 10/31/48 |

## Most Touchdowns, Both Teams, Game

|     |                             |          |
|-----|-----------------------------|----------|
| 16* | Redskins (10) vs Giants (6) | 11/27/66 |
| 12  | Redskins (4) vs Eagles (8)  | 11/15/10 |
| 12  | Redskins (6) vs Eagles (6)  | 09/28/47 |

## Most Consecutive Games Scoring Touchdowns

|    |         |
|----|---------|
| 86 | 1995-00 |
|----|---------|

## POINTS AFTER TOUCHDOWN

### Most (One-Point) PATs, Season

|    |      |
|----|------|
| 62 | 1983 |
| 56 | 1991 |
| 50 | 2012 |

### Fewest (One-Point) PATs, Season

|    |      |
|----|------|
| 8  | 1934 |
| 12 | 1938 |
| 13 | 1933 |

### Most (One-Point) PATs, Game

|   |            |          |
|---|------------|----------|
| 9 | vs Giants  | 11/27/66 |
| 8 | vs Falcons | 11/10/91 |
| 8 | vs Yanks   | 10/31/48 |

### Most (One-Point) PATs, Both Teams, Game

|    |                            |          |
|----|----------------------------|----------|
| 14 | Redskins (9) vs Giants (5) | 11/27/66 |
|----|----------------------------|----------|

### Most Two-Point Conversions, Season

|   |                        |
|---|------------------------|
| 3 | 1994                   |
| 2 | Six times (Last: 2010) |

### Most Two-Point Conversions, Game

|   |                  |          |
|---|------------------|----------|
| 2 | vs Philadelphia  | 11/17/13 |
| 2 | vs Dallas        | 12/19/10 |
| 2 | vs San Francisco | 11/06/94 |

### Most Two-Point Conversions, Both Teams, Game

|   |                |                                   |
|---|----------------|-----------------------------------|
| 2 | Multiple times | (Last: vs Philadelphia, 11/17/13) |
|---|----------------|-----------------------------------|

## FIELD GOALS

### Seasons Leading League, Field Goals

|   |            |
|---|------------|
| 8 | Last: 1992 |
|---|------------|

### Most Consecutive Seasons Leading League, Field Goals

|   |         |
|---|---------|
| 2 | 1976-77 |
|---|---------|

### Most Field Goals Attempted, Season

|     |      |
|-----|------|
| 49* | 1971 |
| 47  | 1983 |
| 43  | 1991 |

# TEAM RECORDS

## Fewest Field Goals Attempted, Season

|        |      |
|--------|------|
| 5..... | 1940 |
| 7..... | 1949 |
| 7..... | 1948 |
| 7..... | 1943 |

## Most Field Goals Attempted, Game

|                             |                             |
|-----------------------------|-----------------------------|
| 7..... vs Oilers .....      | 10/10/71                    |
| 6..... Multiple times ..... | (Last: vs Titans, 11/21/10) |

## Most Field Goal Attempts, Both Teams, Game

|  |          |
|--|----------|
| 11*..... Redskins (6) vs Giants (5)..... | 11/14/76 |
| 11*..... Redskins (6) vs Bears (5) ..... | 11/14/71 |
| 10..... Redskins (7) vs Oilers (3) ..... | 10/10/71 |

## Most Field Goals, Season

|         |      |
|---------|------|
| 33..... | 1983 |
| 31..... | 2011 |
| 31..... | 1991 |

## Fewest Field Goals, Season

|        |      |
|--------|------|
| 0..... | 1935 |
| 0..... | 1932 |

## Most Field Goals, Game

|                             |                           |
|-----------------------------|---------------------------|
| 5..... Multiple times ..... | (Last: vs Jets, 11/04/07) |
|-----------------------------|---------------------------|

## Most Field Goals, Both Teams, Game

|   |          |
|---|----------|
| 9..... Redskins (3) vs Cowboys (6)..... | 09/26/11 |
| 8..... Redskins (3) vs Bills (5) .....  | 12/02/07 |
| 8..... Redskins (5) vs Bears (3) .....  | 11/14/71 |

## Most Consecutive Games, Scoring Field Goals

|         |         |
|---------|---------|
| 28..... | 1988-90 |
|---------|---------|

## SAFETIES

### Most Safeties, Season

|                             |              |
|-----------------------------|--------------|
| 3.....                      | 1989         |
| 2..... Multiple times ..... | (Last: 2007) |

### Most Safeties, Game

|                             |                              |
|-----------------------------|------------------------------|
| 1..... Multiple times ..... | (Last: vs Vikings, 12/23/07) |
|-----------------------------|------------------------------|

### Most Safeties Allowed, Game

|                       |          |
|-----------------------|----------|
| 2..... vs Giants..... | 11/05/61 |
|-----------------------|----------|

## FIRST DOWNS

### Seasons Leading League, First Downs

|        |      |
|--------|------|
| 1..... | 1999 |
|--------|------|

### Most First Downs, Season

|          |      |
|----------|------|
| 353..... | 1983 |
| 341..... | 2012 |
| 339..... | 1984 |

### Fewest First Downs, Season

|          |      |
|----------|------|
| 95.....  | 1935 |
| 112..... | 1943 |
| 133..... | 1944 |

## Most First Downs, Game

|   |          |
|---|----------|
| 39*..... vs Lions (14 rush/25 pass).....      | 11/04/90 |
| 35..... vs Bears (9 rush/22 pass/4 pen).....  | 1/26/89  |
| 33..... vs Packers (12 rush/21 pass).....     | 10/17/83 |
| 33..... vs Browns (9 rush/22 pass/2 pen)..... | 11/26/67 |

## Fewest First Downs, Game

|   |          |
|---|----------|
| 4..... vs Browns (2 rush/1 pass/1 pen)..... | 11/07/54 |
|---|----------|

## Most First Downs, Both Teams, Game

|  |          |
|--|----------|
| 57..... Redskins (25) vs Cardinals (32)..... | 11/10/96 |
| 56..... Redskins (31) vs Cardinals (25)..... | 11/22/98 |
| 56..... Redskins (33) vs Packers (23) .....  | 10/17/83 |
| 55..... Redskins (25) vs Cowboys (30).....   | 09/12/99 |

## Fewest First Downs, Both Teams, Game

|   |          |
|---|----------|
| 10..... Redskins (6) vs Giants (4)..... | 12/11/60 |
|---|----------|

## Most First Downs, Rushing, Season

|          |      |
|----------|------|
| 165..... | 1983 |
| 154..... | 1984 |
| 147..... | 1985 |

## Fewest First Downs, Rushing, Season

|         |      |
|---------|------|
| 55..... | 1961 |
| 55..... | 1943 |
| 59..... | 1962 |
| 59..... | 1944 |

## Most First Downs, Rushing, Game

|                         |          |
|-------------------------|----------|
| 17..... vs Cowboys..... | 12/30/12 |
| 15..... vs Bengals..... | 09/23/12 |
| 15..... vs Texans ..... | 11/10/96 |
| 15..... vs Colts.....   | 10/27/96 |

## Fewest First Downs, Rushing, Game

|                             |                              |
|-----------------------------|------------------------------|
| 0..... at Bills.....        | 10/30/11                     |
| 0..... vs Giants.....       | 12/13/97                     |
| 0..... vs Cowboys.....      | 09/06/81                     |
| 0..... vs Dolphins.....     | 10/13/74                     |
| 0..... vs Saints.....       | 10/28/73                     |
| 1..... Multiple times ..... | (Last: vs Vikings, 11/28/10) |

## Most First Downs, Rushing, Both Teams, Game

|  |          |
|--|----------|
| 36*..... Redskins (11) vs Eagles (25)..... | 12/02/51 |
| 31..... Redskins (13) vs Lions (18).....   | 09/30/51 |

## Fewest First Downs, Rushing, Both Teams, Game (since 1991)

|   |          |
|---|----------|
| 4..... Redskins (2) vs Cowboys (2)..... | 12/30/07 |
| 5..... Redskins (0) vs Bills (5) .....  | 10/30/11 |
| 5..... Redskins (3) vs Cowboys (2)..... | 09/26/11 |
| 5..... Redskins (2) vs Eagles (3).....  | 10/26/09 |

## Most First Downs, Passing, Season

|          |      |
|----------|------|
| 217..... | 1989 |
| 204..... | 2011 |
| 202..... | 1988 |

## Fewest First Downs, Passing, Season

|         |      |
|---------|------|
| 49..... | 1943 |
| 62..... | 1951 |
| 64..... | 1941 |

# TEAM RECORDS

## Most First Downs, Passing, Game

|    |           |          |
|----|-----------|----------|
| 25 | vs Lions  | 11/04/90 |
| 23 | vs Titans | 11/21/10 |
| 22 | vs Bears  | 11/26/89 |
| 22 | vs Browns | 11/26/67 |

## Fewest First Downs, Passing, Game

|   |              |          |
|---|--------------|----------|
| 2 | vs Cardinals | 09/19/71 |
|---|--------------|----------|

## Most First Downs, Passing, Both Teams, Game

|    |                               |          |
|----|-------------------------------|----------|
| 40 | Redskins (17) vs Texans (23)  | 09/19/10 |
| 39 | Redskins (21) vs Lions (18)   | 09/22/13 |
| 38 | Redskins (21) vs Packers (17) | 10/17/83 |

## Fewest First Downs, Passing, Both Teams, Game (since 1991)

|    |                             |                            |
|----|-----------------------------|----------------------------|
| 8  | Redskins (3) vs Cowboys (5) | 12/14/03                   |
| 9  | Redskins (7) vs Eagles (2)  | 11/25/11                   |
| 10 | Three times                 | (Last: vs Bears, 10/17/04) |

## Most First Downs, Penalty, Season

|    |      |
|----|------|
| 34 | 1999 |
| 31 | 2002 |
| 29 | 2011 |
| 29 | 2010 |
| 29 | 1987 |

## Fewest First Downs, Penalty, Season

|   |      |
|---|------|
| 4 | 1944 |
| 6 | 1945 |
| 7 | 1964 |

## Most First Downs, Penalty, Game

|   |            |          |
|---|------------|----------|
| 6 | vs Packers | 10/20/02 |
| 6 | vs Eagles  | 11/26/00 |
| 6 | vs Packers | 10/17/83 |
| 6 | vs 49ers   | 11/12/67 |

## Fewest First Downs, Penalty, Game

|   |                |                             |
|---|----------------|-----------------------------|
| 0 | Multiple times | (Last: vs Giants, 12/29/13) |
|---|----------------|-----------------------------|

## Most First Downs, Penalty, Both Teams, Game

|    |                             |          |
|----|-----------------------------|----------|
| 12 | Redskins (4) vs Cowboys (8) | 12/26/93 |
| 10 | Redskins (6) vs Packers (4) | 10/20/02 |

## Fewest First Downs, Penalty, Both Teams, Game

|   |                |                            |
|---|----------------|----------------------------|
| 0 | Multiple times | (Last: vs 49ers, 11/25/13) |
|---|----------------|----------------------------|

## NET YARDS GAINED RUSHING AND PASSING

### Seasons Leading League, Net Yards Gained

|   |      |
|---|------|
| 1 | 1945 |
|---|------|

### Most Yards Gained, Season

|       |      |
|-------|------|
| 6,253 | 1989 |
| 6,139 | 1983 |
| 6,131 | 2012 |

### Fewest Yards Gained, Season

|       |      |
|-------|------|
| 1,432 | 1932 |
| 2,038 | 1935 |
| 2,127 | 1934 |

## Most Yards Gained, Game

|     |            |          |
|-----|------------|----------|
| 676 | vs Lions   | 11/04/90 |
| 625 | vs Yanks   | 10/31/48 |
| 602 | vs Broncos | 01/31/88 |

## Fewest Yards Gained, Game

|    |             |          |
|----|-------------|----------|
| 64 | vs Browns   | 11/07/54 |
| 82 | vs Giants   | 11/05/61 |
| 85 | vs Steelers | 12/16/56 |

## Most Yards Gained, Both Teams, Game

|       |                                   |          |
|-------|-----------------------------------|----------|
| 1,045 | Redskins (504) vs Cowboys (541)   | 09/12/99 |
| 1,031 | Redskins (416) vs Cardinals (615) | 11/10/96 |
| 1,027 | Redskins (676) vs Lions (351)     | 11/04/90 |

## Fewest Yards Gained, Both Teams, Game

|     |                               |          |
|-----|-------------------------------|----------|
| 154 | Redskins (103) vs Giants (51) | 12/11/60 |
|-----|-------------------------------|----------|

## Most Consecutive Games, 400 or More Yards Gained (since 1940)

|   |         |
|---|---------|
| 3 | 2013    |
| 3 | 1983    |
| 3 | 1981-82 |
| 3 | 1949    |

## Most Consecutive Games, 300 or More Yards Gained (since 1950)

|    |                                |
|----|--------------------------------|
| 17 | 1987-88 (regular season games) |
|----|--------------------------------|

## RUSHING - ATTEMPTS

### Seasons Leading League, Rushing Attempts

|   |                  |
|---|------------------|
| 4 | 1951, 58, 83, 91 |
|---|------------------|

### Most Rushing Attempts, Season

|     |      |
|-----|------|
| 629 | 1983 |
| 609 | 1979 |
| 588 | 1984 |

### Fewest Rushing Attempts, Season

|     |      |
|-----|------|
| 304 | 1932 |
| 315 | 1982 |
| 320 | 1943 |

### Most Rushing Attempts, Game

|    |            |          |
|----|------------|----------|
| 64 | vs Rams    | 12/25/51 |
| 62 | vs Packers | 10/24/48 |

### Most Rushing Attempts, Both Teams, Game

|    |                               |          |
|----|-------------------------------|----------|
| 99 | Redskins (62) vs Packers (37) | 10/24/48 |
|----|-------------------------------|----------|

### Fewest Rushing Attempts, Both Teams, Game

|    |                             |          |
|----|-----------------------------|----------|
| 36 | Redskins (21) vs Lions (15) | 12/05/99 |
|----|-----------------------------|----------|

## RUSHING - YARDS GAINED

### Seasons Leading League, Yards Gained, Rushing

|   |            |
|---|------------|
| 2 | 1933, 2012 |
|---|------------|

### Most Yards Gained Rushing, Season

|       |      |
|-------|------|
| 2,709 | 2012 |
| 2,625 | 1983 |
| 2,523 | 1985 |



# TEAM RECORDS

## Fewest Yards Gained Rushing, Season

|            |      |
|------------|------|
| 904.....   | 1944 |
| 1,037..... | 1965 |
| 1,069..... | 1943 |

## Most Yards Gained Rushing, Game

|                          |          |
|--------------------------|----------|
| 420..... vs Giants.....  | 10/08/33 |
| 352..... vs Rams.....    | 11/25/51 |
| 307..... vs Falcons..... | 11/03/85 |

## Fewest Yards Gained Rushing, Game

|                            |          |
|----------------------------|----------|
| 5..... vs Bears.....       | 12/08/40 |
| 10..... vs Buccaneers..... | 12/04/94 |
| 14..... vs Eagles.....     | 09/28/47 |

## Most Yards Gained Rushing, Both Teams, Game

|  |          |
|--|----------|
| 558..... Redskins (420) vs Giants (138)..... | 10/08/33 |
| 531..... Redskins (255) vs Browns (276)..... | 11/15/59 |

## Fewest Yards Gained Rushing, Both Teams, Game (since 1950)

|  |          |
|--|----------|
| 64..... Redskins (48) vs Bears (16).....   | 10/25/64 |
| 65..... Redskins (77) vs Eagles (-12)..... | 10/29/61 |
| 76..... Redskins (18) vs Texans (58).....  | 09/19/10 |

## RUSHING - AVERAGE GAIN

### Highest Average Gain, Rushing, Season

|          |      |
|----------|------|
| 5.2..... | 2012 |
| 4.8..... | 2013 |
| 4.8..... | 1933 |

### Lowest Average Gain, Rushing, Season

|          |      |
|----------|------|
| 2.6..... | 1944 |
| 2.7..... | 1941 |
| 2.8..... | 1935 |

## RUSHING - TOUCHDOWNS

### Seasons Leading League, Touchdowns, Rushing

|        |                  |
|--------|------------------|
| 4..... | 1983, 91, 96, 99 |
|--------|------------------|

### Most Touchdowns, Rushing, Season

|         |      |
|---------|------|
| 30..... | 1983 |
| 27..... | 1996 |
| 23..... | 1999 |
| 23..... | 1986 |

### Fewest Touchdowns, Rushing, Season

|        |                             |
|--------|-----------------------------|
| 4..... | 1977                        |
| 4..... | 1932                        |
| 5..... | Multiple times (Last: 1982) |

### Most Touchdowns, Rushing, Game

|                         |          |
|-------------------------|----------|
| 6..... vs Steelers..... | 10/14/34 |
| 5..... vs Browns.....   | 10/13/91 |

### Most Touchdowns, Rushing, Both Teams, Game

|  |          |
|--|----------|
| 7..... Redskins (2) at Bills (5).....  | 11/03/96 |
| 7..... Redskins (4) vs Giants (3)..... | 11/27/66 |

## PASSING - ATTEMPTS

### Seasons Leading League, Passing Attempts

|        |                        |
|--------|------------------------|
| 6..... | 1937-38, 43-44, 47, 67 |
|--------|------------------------|

### Consecutive Seasons Leading League, Passing Attempts

|        |                |
|--------|----------------|
| 2..... | 1937-38, 43-44 |
|--------|----------------|

### Most Passes Attempted, Season

|          |      |
|----------|------|
| 611..... | 2013 |
| 605..... | 2010 |
| 592..... | 1988 |

### Fewest Passes Attempted, Season

|          |      |
|----------|------|
| 92.....  | 1932 |
| 106..... | 1933 |
| 152..... | 1934 |

### Most Passes Attempted, Game

|                                 |          |
|---------------------------------|----------|
| 63..... vs Lions (43 comp)..... | 11/04/90 |
| 63..... vs Raiders (32).....    | 10/29/89 |
| 60..... vs Giants (28).....     | 11/23/97 |

### Fewest Passes Attempted, Game

|         |   |
|---------|---|
| 7.....  | Three times (Last: vs Giants, 12/11/60) |
| 10..... | vs Cowboys..... 10/03/71                |

### Most Pass Attempts, Both Teams, Game

|  |          |
|--|----------|
| 100..... Redskins (40) vs 49ers (60).....    | 11/17/86 |
| 95..... Redskins (49) vs Packers (46).....   | 10/10/10 |
| 95..... Redskins (36) vs Cardinals (59)..... | 11/10/96 |
| 94..... Redskins (63) vs Raiders (31).....   | 10/29/89 |

### Most Consecutive Passes Attempted, No Interceptions (reg. season)

|          |         |
|----------|---------|
| 379..... | 2007-08 |
|----------|---------|

## PASSING - COMPLETIONS

### Seasons Leading League, Passing Completions

|        |                            |
|--------|----------------------------|
| 9..... | 1937, 41, 43-45, 47-49, 67 |
|--------|----------------------------|

### Consecutive Seasons Leading League, Passing Completions

|        |                |
|--------|----------------|
| 3..... | 1943-45, 47-49 |
|--------|----------------|

### Most Passes Completed, Season

|          |      |
|----------|------|
| 355..... | 2013 |
| 349..... | 2010 |
| 346..... | 2011 |

### Fewest Passes Completed, Season

|         |      |
|---------|------|
| 33..... | 1933 |
| 44..... | 1934 |

### Most Passes Completed, Game

|                           |          |
|---------------------------|----------|
| 43..... vs Lions.....     | 11/04/90 |
| 37..... vs Cardinals..... | 12/16/84 |
| 35..... vs Cardinals..... | 10/11/96 |

### Fewest Passes Completed, Game

|        |                         |
|--------|-------------------------|
| 0..... | vs Giants..... 12/11/60 |
|--------|-------------------------|

# TEAM RECORDS

## Most Passes Completed, Both Teams, Game

|    |                               |          |
|----|-------------------------------|----------|
| 66 | Redskins (28) vs Texans (38)  | 09/19/10 |
| 65 | Redskins (30) vs Saints (35)  | 12/06/09 |
| 58 | Redskins (29) vs Falcons (29) | 12/15/13 |

## Fewest Passes Completed, Both Teams, Game (since 1950)

|    |                              |          |
|----|------------------------------|----------|
| 6  | Redskins (0) vs Giants (6)   | 12/11/60 |
| 8  | Redskins (5) at Steelers (3) | 11/18/51 |
| 11 | Redskins (3) vs Steelers (8) | 10/18/59 |

## PASSING - YARDS GAINED

### Seasons Leading League, Passing Yardage

|   |                                 |
|---|---------------------------------|
| 8 | 1938, 40, 44, 47-48, 67, 74, 89 |
|---|---------------------------------|

### Most Consecutive Seasons Leading League, Passing Yardage

|   |         |
|---|---------|
| 2 | 1947-48 |
|---|---------|

### Most Net Yards Gained, Passing, Season

|       |      |
|-------|------|
| 4,349 | 1989 |
| 4,136 | 1988 |
| 3,926 | 1999 |

### Fewest Net Yards Gained, Passing, Season

|     |      |
|-----|------|
| 216 | 1932 |
| 459 | 1934 |
| 514 | 1933 |

### Most Net Yards Gained, Passing, Game

|     |          |          |
|-----|----------|----------|
| 501 | vs Yanks | 10/31/48 |
| 482 | vs Lions | 11/04/90 |
| 454 | vs 49ers | 11/10/91 |

### Fewest Yards Gained, Passing, Game

|     |             |          |
|-----|-------------|----------|
| -32 | vs Steelers | 11/27/55 |
| -28 | vs Steelers | 12/07/58 |
| -13 | vs Steelers | 10/18/59 |

### Most Yards Gained, Passing, Both Teams, Game

|     |                                 |          |
|-----|---------------------------------|----------|
| 871 | Redskins (403) vs Texans (468)  | 09/19/10 |
| 849 | Redskins (378) vs Vikings (471) | 11/02/86 |
| 821 | Redskins (316) vs Giants (505)  | 10/28/62 |

### Fewest Yards Gained, Passing, Both Teams, Game (since 1950)

|     |                                |          |
|-----|--------------------------------|----------|
| 52  | Redskins (0) vs Giants (52)    | 12/11/60 |
| 95  | Redskins (50) at Steelers (45) | 11/18/51 |
| 100 | Redskins (23) vs Steelers (77) | 10/18/59 |

## PASSING - TIMES SACKED

### Seasons Leading League, Fewest Times Sacked (since 1982)

|   |      |
|---|------|
| 1 | 1991 |
|---|------|

### Most Times Sacked, Season

|    |      |
|----|------|
| 61 | 1998 |
| 52 | 1985 |
| 52 | 1977 |

### Fewest Times Sacked, Season

|    |      |
|----|------|
| 9  | 1991 |
| 11 | 1972 |
| 17 | 1971 |

## Most Times Sacked, Game

|    |              |          |
|----|--------------|----------|
| 10 | at Bills     | 10/30/11 |
| 9  | vs Cardinals | 11/19/78 |
| 9  | vs Cardinals | 10/04/64 |

## Most Times Sacked, Both Teams, Game

|    |                               |          |
|----|-------------------------------|----------|
| 13 | Redskins (10) vs Jaguars (3)  | 09/14/14 |
| 13 | Redskins (4) at Cardinals (9) | 10/17/99 |
| 13 | Redskins (8) vs Chiefs (5)    | 09/18/83 |

## PASSING - COMPLETION PCT.

### Seasons Leading League, Completion Percentage

|    |                                  |
|----|----------------------------------|
| 10 | 1937, 39-40, 42-45, 47-48, 69-70 |
|----|----------------------------------|

### Consecutive Seasons Leading League, Completion Percentage

|   |         |
|---|---------|
| 4 | 1942-45 |
|---|---------|

### Highest Completion Percentage, Season

|      |                     |      |
|------|---------------------|------|
| 65.8 | (442 atts/291 comp) | 2012 |
| 64.0 | (253 atts/162 comp) | 1982 |
| 64.0 | (228 atts/146 comp) | 1945 |

### Lowest Completion Percentage, Season

|      |                    |      |
|------|--------------------|------|
| 18.5 | (92 atts/17 comp)  | 1932 |
| 25.4 | (138 atts/35 comp) | 1934 |
| 27.4 | (175 atts/48 comp) | 1935 |

## PASSING - TOUCHDOWNS

### Most Touchdown Passes, Season

|    |      |
|----|------|
| 33 | 1988 |
| 31 | 1967 |
| 30 | 1991 |

### Fewest Touchdowns Passes, Season

|   |      |
|---|------|
| 1 | 1933 |
| 1 | 1932 |

### Most Touchdowns Passes, Game

|   |              |          |
|---|--------------|----------|
| 6 | vs Falcons   | 11/10/91 |
| 6 | vs Cardinals | 11/23/47 |
| 6 | vs Brooklyn  | 10/31/43 |

### Most Touchdowns Passes, Both Teams, Game

|    |                            |          |
|----|----------------------------|----------|
| 11 | Redskins (4) vs Giants (7) | 10/28/62 |
| 9  | Redskins (5) vs Bears (4)  | 11/09/58 |
| 9  | Redskins (3) vs Rams (6)   | 12/11/49 |

## PASSING - HAD INTERCEPTED

### Most Passes Had Intercepted, Season

|    |      |
|----|------|
| 35 | 1935 |
| 34 | 1963 |
| 32 | 1954 |

### Fewest Passes Had Intercepted, Season

|   |      |
|---|------|
| 6 | 2008 |
| 8 | 2012 |
| 9 | 1982 |

# TEAM RECORDS

## Most Passes Had Intercepted, Game

|   |             |          |
|---|-------------|----------|
| 8 | vs Bears    | 12/08/40 |
| 7 | vs Eagles   | 12/21/75 |
| 7 | vs Giants   | 12/08/63 |
| 7 | vs Steelers | 12/03/50 |

## Most Passes Had Intercepted, Both Teams, Game

|    |                             |          |
|----|-----------------------------|----------|
| 11 | Redskins (7) vs Giants (4)  | 12/08/63 |
| 11 | Redskins (6) vs Pirates (5) | 12/01/35 |
| 11 | Eagles (7) vs Redskins (4)  | 11/03/35 |

## PUNTING

### Seasons Leading League (Average Distance)

|                  |      |
|------------------|------|
| 6, most recently | 1958 |
|------------------|------|

### Most Consecutive Seasons Leading League (Average Distance)

|   |         |
|---|---------|
| 4 | 1940-43 |
|---|---------|

### Most Punts, Season

|     |      |
|-----|------|
| 113 | 1934 |
| 112 | 1935 |
| 103 | 2004 |
| 103 | 1978 |

### Fewest Punts, Season (since 1940)

|    |      |
|----|------|
| 33 | 1945 |
| 45 | 1946 |
| 48 | 1958 |

### Most Punts, Game

|    |           |          |
|----|-----------|----------|
| 14 | vs Eagles | 11/05/39 |
| 13 | vs Giants | 11/28/97 |
| 12 | vs Eagles | 10/04/42 |

### Fewest Punts, Game

|   |            |                                |
|---|------------|--------------------------------|
| 0 | Many times | (Last: vs Cardinals, 11/05/00) |
|---|------------|--------------------------------|

### Most Punts, Both Teams, Game

|    |                              |          |
|----|------------------------------|----------|
| 28 | Redskins (14) vs Eagles (14) | 11/05/39 |
|----|------------------------------|----------|

### Fewest Punts, Both Teams, Game

|   |                             |          |
|---|-----------------------------|----------|
| 2 | Redskins (1) vs Saints (1)  | 11/18/90 |
| 2 | Redskins (1) vs Packers (1) | 10/17/83 |
| 2 | Redskins (1) vs Eagles (1)  | 09/17/67 |

## PUNTING - AVERAGE DISTANCE

### Highest Average Distance, Punting, Season (since 1939)

|      |      |
|------|------|
| 45.5 | 1959 |
| 45.4 | 1958 |
| 45.3 | 1942 |

### Lowest Average Distance, Punting, Season (since 1939)

|      |      |
|------|------|
| 34.5 | 1962 |
| 37.3 | 1982 |
| 37.5 | 1990 |

## PUNT RETURNS

### Seasons Leading League (Average Return)

|   |                     |
|---|---------------------|
| 5 | 1957, 63, 76, 94-95 |
|---|---------------------|

### Most Consecutive Seasons Leading League (Average Return)

|   |         |
|---|---------|
| 2 | 1994-95 |
|---|---------|

### Most Punt Returns, Season

|    |      |
|----|------|
| 61 | 1975 |
| 57 | 1977 |
| 56 | 1987 |

### Fewest Punt Returns, Season

|    |      |
|----|------|
| 15 | 1960 |
| 22 | 2003 |
| 23 | 1996 |

### Most Punt Returns, Game

|    |               |          |
|----|---------------|----------|
| 11 | vs Buccaneers | 10/09/77 |
| 10 | vs Saints     | 12/26/82 |

### Most Punt Returns, Both Teams, Game

|    |                                 |          |
|----|---------------------------------|----------|
| 16 | Redskins (11) vs Buccaneers (5) | 10/09/77 |
| 15 | Redskins (10) vs Saints (5)     | 12/26/82 |

## PUNT RETURNS - FAIR CATCHES

### Fewest Fair Catches, Season

|   |      |
|---|------|
| 2 | 1984 |
| 2 | 1982 |
| 4 | 1981 |
| 4 | 1968 |

### Most Fair Catches, Season

|    |      |
|----|------|
| 28 | 2005 |
| 24 | 1994 |
| 23 | 1997 |

### Most Fair Catches, Game

|   |              |          |
|---|--------------|----------|
| 5 | vs Steelers  | 11/03/08 |
| 5 | vs Cardinals | 09/14/97 |

## PUNT RETURNS - YARDS GAINED

### Most Yards, Punt Returns, Season

|     |      |
|-----|------|
| 688 | 1976 |
| 675 | 1941 |
| 615 | 1987 |

### Fewest Yards, Punt Returns, Season

|     |      |
|-----|------|
| 45  | 1970 |
| 65  | 1960 |
| 119 | 1959 |

### Most Yards, Punt Returns, Game

|     |             |          |
|-----|-------------|----------|
| 155 | vs Rams     | 09/21/63 |
| 146 | vs Steelers | 11/21/65 |
| 142 | vs Giants   | 10/11/87 |

### Fewest Yards, Punt Returns, Game

|      |            |          |
|------|------------|----------|
| -28* | vs Cowboys | 12/11/66 |
| -10  | vs Bills   | 11/03/96 |
| -9   | vs Eagles  | 11/10/68 |

# TEAM RECORDS

## Most Yards, Punt Returns, Both Teams, Game

|     |                                |          |
|-----|--------------------------------|----------|
| 177 | Redskins (0) vs Chiefs (177)   | 12/08/13 |
| 177 | Redskins (55) vs Packers (122) | 09/24/50 |

## Fewest Yards, Punt Returns, Both Teams, Game (since 1941)

|    |                              |          |
|----|------------------------------|----------|
| -9 | Redskins (-9) vs Eagles (0)  | 11/15/10 |
| -8 | Redskins (-2) at Eagles (-6) | 10/05/80 |
| -8 | Redskins (-8) vs Giants (0)  | 10/13/46 |

## PUNT RETURNS - AVERAGE YARDS

### Highest Average, Punt Returns, Season (since 1941)

|      |      |
|------|------|
| 15.0 | 1941 |
| 14.1 | 1994 |
| 13.3 | 1991 |

### Lowest Average, Punt Returns, Season (since 1941)

|     |      |
|-----|------|
| 1.7 | 1970 |
| 4.0 | 1959 |
| 4.3 | 1960 |

## PUNT RETURNS - TOUCHDOWNS

### Most Touchdowns, Punt Returns, Season

|   |      |
|---|------|
| 3 | 1941 |
|---|------|

### Most Touchdowns, Punt Returns, Game

|   |   |
|---|---|
| 1 | Multiple times (Last: vs Colts, 10/22/06) |
|---|---|

### Most Touchdowns, Punt Returns, Both Teams, Game

|    |                            |          |
|----|----------------------------|----------|
| 2* | Redskins (1) vs Eagles (1) | 11/09/52 |
|----|----------------------------|----------|

## KICKOFF RETURNS

### Seasons Leading League (Average Return)

|    |                                |
|----|--------------------------------|
| 8* | 1942, 47, 62-63, 73-74, 81, 95 |
|----|--------------------------------|

### Most Consecutive Seasons Leading League (Average Return)

|   |                |
|---|----------------|
| 2 | 1962-63, 73-74 |
|---|----------------|

### Most Kickoff Returns, Season

|    |      |
|----|------|
| 78 | 2003 |
| 74 | 1988 |
| 73 | 2010 |
| 73 | 2006 |
| 71 | 1994 |

### Fewest Kickoff Returns, Season

|    |      |
|----|------|
| 23 | 1942 |
| 26 | 1943 |
| 29 | 1945 |
| 29 | 1941 |

### Most Kickoff Returns, Game

|   |            |          |
|---|------------|----------|
| 9 | vs Packers | 10/17/83 |
| 8 | vs Chiefs  | 12/08/13 |
| 8 | vs Giants  | 12/21/09 |
| 8 | vs Saints  | 12/06/09 |
| 8 | vs Saints  | 09/22/68 |

## Most Kickoff Returns, Both Teams, Game

|     |                             |          |
|-----|-----------------------------|----------|
| 19* | Redskins (7) vs Giants (12) | 11/27/66 |
| 17  | Redskins (9) vs Packers (8) | 10/17/83 |

## KICK RETURNS - YARDS GAINED

### Most Yards, Kickoff Returns, Season

|       |      |
|-------|------|
| 1,720 | 1962 |
| 1,718 | 1963 |
| 1,685 | 1994 |

### Fewest Yards, Kickoff Returns, Season (since 1941)

|     |      |
|-----|------|
| 580 | 1941 |
| 616 | 1943 |
| 628 | 1945 |

### Most Yards, Kickoff Returns, Game

|     |           |          |
|-----|-----------|----------|
| 239 | vs Giants | 11/25/62 |
| 236 | vs Browns | 10/15/63 |
| 236 | vs Eagles | 09/28/47 |

### Most Yards, Kickoff Returns, Both Teams, Game

|     |                                 |          |
|-----|---------------------------------|----------|
| 453 | Redskins (236) vs Eagles (217)  | 09/28/47 |
| 401 | Redskins (193) vs Packers (208) | 10/17/83 |

## KICK RETURNS - AVERAGE YARDS

### Highest Average, Kickoff Returns, Season (since 1941)

|      |                       |      |
|------|-----------------------|------|
| 28.2 | (61 returns/1720 yds) | 1962 |
| 27.8 | (23 returns/640 yds)  | 1942 |
| 26.8 | (64 returns/1718 yds) | 1963 |

### Lowest Average, Kickoff Returns, Season (since 1941)

|      |                       |      |
|------|-----------------------|------|
| 18.0 | (62 returns/1113 yds) | 1990 |
| 18.3 | (74 returns/1355 yds) | 1988 |
| 18.4 | (37 returns/682 yds)  | 1944 |

## KICK RETURNS - TOUCHDOWNS

### Most Touchdowns, Kickoff Returns, Game

|   |   |
|---|---|
| 1 | Multiple times (Last: vs Lions, 10/31/10) |
|---|---|

### Most Touchdowns, Kickoff Returns, Both Teams, Game

|   |                            |          |
|---|----------------------------|----------|
| 2 | Redskins (1) vs Eagles (1) | 09/28/47 |
| 2 | Redskins (1) vs Eagles (1) | 11/01/42 |

## FUMBLES

### Fewest Fumbles, Season

|    |      |
|----|------|
| 13 | 1983 |
| 14 | 1990 |
| 15 | 1982 |

### Most Fumbles, Season

|    |      |
|----|------|
| 36 | 1976 |
| 35 | 2007 |
| 35 | 1980 |

### Most Fumbles, Game

|   |             |          |
|---|-------------|----------|
| 8 | vs Raiders  | 10/29/89 |
| 8 | vs Pirates  | 11/14/37 |
| 7 | vs Chargers | 09/09/01 |

# TEAM RECORDS

## Most Fumbles, Both Teams, Game

|    |                               |          |
|----|-------------------------------|----------|
| 13 | Redskins (4) vs Cardinals (9) | 10/25/76 |
| 13 | Redskins (6) vs Giants (7)    | 11/05/50 |
| 13 | Redskins (8) vs Pirates (5)   | 11/14/37 |

## FUMBLES LOST

### Most Fumbles Lost, Season

|    |      |
|----|------|
| 23 | 1976 |
| 21 | 1988 |

### Fewest Fumbles Lost, Season

|   |                             |
|---|-----------------------------|
| 6 | 2012                        |
| 6 | 1990                        |
| 7 | Multiple times (Last: 2009) |

### Most Fumbles Lost, Game

|   |            |          |
|---|------------|----------|
| 5 | vs Falcons | 12/15/13 |
| 5 | vs Oilers  | 10/30/88 |

## FUMBLES RECOVERED

### Most Fumbles Recovered, Season, Own and Opponents'

|    |                        |      |
|----|------------------------|------|
| 40 | (own 18, opponents 22) | 1984 |
| 35 | (own 13, opponents 22) | 1976 |

### Fewest Fumbles Recovered, Season, Own and Opponents'

|    |                |      |
|----|----------------|------|
| 12 | (6 own, 6 opp) | 1994 |
|----|----------------|------|

### Most Fumbles Recovered, Game, Own and Opponents'

|     |                             |          |
|-----|-----------------------------|----------|
| 10* | vs Cardinals (2 own, 8 opp) | 10/25/76 |
|-----|-----------------------------|----------|

### Fewest Own Fumbles Recovered, Season

|   |      |
|---|------|
| 2 | 1958 |
|---|------|

### Most Own Fumbles Recovered, Season

|    |      |
|----|------|
| 26 | 1940 |
|----|------|

### Fewest Opponents' Fumbles Recovered, Season (since 1945)

|   |      |
|---|------|
| 5 | 2008 |
|---|------|

### Most Opponents' Fumbles Recovered, Season

|    |      |
|----|------|
| 26 | 1983 |
|----|------|

## FUMBLES - TOUCHDOWN

### Most Touchdowns, Fumbles Recovered, Season, Own and Opponents'

|   |                         |
|---|-------------------------|
| 3 | Five times (Last: 2012) |
|---|-------------------------|

### Most Touchdowns, Fumbles Recovered, Game, Own and Opponents'

|   |             |          |
|---|-------------|----------|
| 2 | at Vikings  | 11/29/84 |
| 2 | vs Chargers | 09/16/73 |

## TURNOVERS

### Most Turnovers, Season

|    |      |
|----|------|
| 46 | 1988 |
| 46 | 1975 |

### Fewest Turnovers, Season

|    |      |
|----|------|
| 14 | 2012 |
| 16 | 1982 |
| 17 | 2006 |

### Most Turnovers, Game

|    |           |          |
|----|-----------|----------|
| 10 | vs Giants | 12/08/63 |
| 10 | vs Giants | 12/04/38 |
| 9  | vs Bears  | 12/08/40 |

### Fewest Turnovers, Game

|   |                |                              |
|---|----------------|------------------------------|
| 0 | Multiple times | (Last: vs Jaguars, 09/14/14) |
|---|----------------|------------------------------|

### Most Turnovers, Both Teams, Game

|    |                             |          |
|----|-----------------------------|----------|
| 15 | Redskins (10) vs Giants (5) | 12/08/63 |
|----|-----------------------------|----------|

### Highest Turnover/Takeaway Ratio, Season

|     |      |
|-----|------|
| +43 | 1983 |
| +22 | 1979 |
| +22 | 1964 |

### Lowest Turnover/Takeaway Ratio, Season

|     |      |
|-----|------|
| -24 | 1988 |
| -22 | 1963 |
| -19 | 1954 |

## PENALTIES

### Seasons Leading League, Fewest Penalties

|   |                 |
|---|-----------------|
| 4 | 1954, 57-58, 85 |
|---|-----------------|

### Most Consecutive Seasons Leading League, Fewest Penalties

|   |         |
|---|---------|
| 2 | 1957-58 |
|---|---------|

### Seasons Leading League, Most Penalties

|   |          |
|---|----------|
| 2 | 1945, 48 |
|---|----------|

### Fewest Penalties, Season

|    |      |
|----|------|
| 40 | 1958 |
| 21 | 1935 |

### Most Penalties, Season

|     |                          |
|-----|--------------------------|
| 124 | 2003                     |
| 122 | 1948                     |
| 116 | Three times (Last: 2012) |

### Fewest Penalties, Game

|   |                |                              |
|---|----------------|------------------------------|
| 0 | Multiple times | (last vs Panthers, 11/16/03) |
|---|----------------|------------------------------|

### Most Penalties, Game

|    |             |          |
|----|-------------|----------|
| 17 | vs Giants   | 9/21/03  |
| 17 | vs Steelers | 10/10/48 |
| 16 | vs Giants   | 10/03/48 |
| 16 | vs Eagles   | 11/02/47 |
| 16 | vs Yanks    | 11/11/45 |

### Fewest Penalties, Both Teams, Game

|   |                             |          |
|---|-----------------------------|----------|
| 0 | Redskins (0) vs Dodgers (0) | 10/28/36 |
| 2 | Redskins (0) vs Vikings (2) | 12/22/73 |

### Most Penalties, Both Teams, Game

|    |                              |          |
|----|------------------------------|----------|
| 32 | Redskins (17) vs Giants (15) | 09/21/03 |
|----|------------------------------|----------|

# TEAM RECORDS/DEFENSIVE RECORDS

## YARDS PENALIZED

|  |   |
|--|---|
| <b>Seasons Leading League, Fewest Yards Penalized</b>                  |   |
| 9.....   | 1953-54, 56-58, 70, 85, 93, 97                  |
| <b>Most Consecutive Seasons Leading League, Fewest Yards Penalized</b> |   |
| 3.....   | 1956-58   |
| <b>Fewest Yards Penalized, Season</b>                                  |   |
| 166.....   | 1935  |
| 275.....   | 1936  |
| 321.....   | 1957  |
| <b>Most Yards Penalized, Season</b>                                    |   |
| 1,110.....   | 1948  |
| 1,047.....   | 2004  |
| 1,038.....   | 2003  |
| <b>Fewest Yards Penalized, Game</b>                                    |   |
| 0.....   | Multiple times (Last: vs Panthers, 11/16/03)    |
| <b>Most Yards Penalized, Game</b>                                      |   |
| 178.....   | vs Giants..... 09/26/71                         |
| 160.....   | vs Steelers..... 10/10/48                       |
| 142.....   | vs Giants..... 02/21/03                         |
| <b>Most Yards Penalized, Both Teams, Game</b>                          |   |
| 226.....   | Redskins (142) vs Cardinals (124)..... 11/08/53 |

## DEFENSIVE RECORDS

### SCORING

|   |  |
|---|--|
| <b>Most Seasons Leading League, Fewest Points Allowed</b> |  |
| 2.....  | 1943, 82                                   |
| <b>Fewest Points Allowed, Season</b>                      |  |
| 79.....   | 1932                                       |
| 94.....   | 1939                                       |
| 94.....   | 1934                                       |
| <b>Fewest Points Allowed, Game</b>                        |  |
| 0.....  | Multiple times (Last: vs Eagles, 09/30/91) |
| <b>Most Points Allowed, Season</b>                        |  |
| 478.....  | 2013                                       |
| 432.....  | 1954                                       |
| 421.....  | 1998                                       |
| 412.....  | 1994                                       |
| <b>Most Points Allowed, Game</b>                          |  |
| 73.....   | vs Bears..... 12/08/40                     |
| 62.....   | vs Browns..... 11/07/54                    |
| 59.....   | vs Eagles..... 11/15/10                    |
| <b>Most Points Allowed, One Half</b>                      |  |
| 45.....   | vs Eagles (1st)..... 11/15/10              |
| 45.....   | vs Bears (2nd)..... 12/08/40               |
| 42.....   | vs Bears (2nd)..... 10/26/47               |

|   |                                  |
|---|----------------------------------|
| <b>Most Points Allowed, One Quarter</b> |                                  |
| 31.....                                 | vs Broncos (4th)..... 10/27/13   |
| 31.....                                 | vs Bears (2nd)..... 09/29/85     |
| 28.....                                 | vs Eagles (1st)..... 11/15/10    |
| 28.....                                 | vs Chiefs (2nd)..... 09/30/01    |
| 28.....                                 | vs Cardinals (2nd)..... 10/22/50 |

|  |      |
|--|------|
| <b>Fewest Touchdowns Allowed, Season</b> |      |
| 10.....                                  | 1934 |
| 11.....                                  | 1932 |
| 12.....                                  | 1939 |

|  |  |
|--|--|
| <b>Fewest Touchdowns Allowed, Game</b> |  |
| 0.....                                 | Multiple times (Last: vs Eagles, 11/18/18) |

|  |      |
|--|------|
| <b>Most Touchdowns Allowed, Season</b> |      |
| 59.....                                | 2013 |
| 57.....                                | 1954 |
| 51.....                                | 1947 |

|  |      |
|--|------|
| <b>Fewest Touchdowns Allowed, Season</b> |      |
| 9.....                                   | 1934 |
| 10.....                                  | 1942 |
| 10.....                                  | 1936 |

## POINTS AFTER TOUCHDOWN

|                                    |      |
|------------------------------------|------|
| <b>Fewest PATs Allowed, Season</b> |      |
| 12.....                            | 1942 |
| 14.....                            | 1982 |
| 16.....                            | 1945 |

|                                  |      |
|----------------------------------|------|
| <b>Most PATs Allowed, Season</b> |      |
| 59.....                          | 2013 |
| 54.....                          | 1954 |
| 49.....                          | 1961 |

|                                |  |
|--------------------------------|--|
| <b>Most PATs Allowed, Game</b> |  |
| 8.....                         | Multiple times (Last: vs Eagles, 11/15/10) |

## FIELD GOALS

|   |      |
|---|------|
| <b>Fewest Field Goals Allowed, Season</b> |      |
| 1.....                                    | 1945 |
| 2.....                                    | 1943 |
| 3.....                                    | 1948 |
| 3.....                                    | 1946 |

|   |                        |
|---|------------------------|
| <b>Most Field Goals Allowed, Season</b> |                        |
| 34.....                                 | 2011                   |
| 31.....                                 | Two times (Last: 2009) |

|                                       |                                       |
|---------------------------------------|---------------------------------------|
| <b>Most Field Goals Allowed, Game</b> |                                       |
| 6.....                                | vs Cowboys..... 09/26/12              |
| 5.....                                | Five times (Last: vs Bills, 12/02/07) |

## FIRST DOWNS

|   |      |
|---|------|
| <b>Fewest First Downs Allowed, Season</b> |      |
| 79.....                                   | 1935 |
| 82.....                                   | 1937 |

# DEFENSIVE RECORDS

## Most First Downs Allowed, Season

|           |      |
|-----------|------|
| 358 ..... | 1996 |
| 340 ..... | 2012 |

## Most First Downs Allowed, Game

|          |                   |          |
|----------|-------------------|----------|
| 34 ..... | vs Patriots ..... | 10/28/07 |
| 33 ..... | vs Browns .....   | 11/07/54 |

## Fewest First Downs Allowed, Rushing, Season

|          |      |
|----------|------|
| 47 ..... | 1982 |
| 52 ..... | 1942 |

## Most First Downs Allowed, Rushing, Season

|           |      |
|-----------|------|
| 149 ..... | 1969 |
| 146 ..... | 1996 |

## Most First Downs Allowed, Rushing, Game

|          |                |          |
|----------|----------------|----------|
| 25 ..... | vs Eagles..... | 12/02/51 |
| 21 ..... | vs Bills.....  | 11/03/96 |

## Fewest First Downs Allowed, Passing, Season

|          |      |
|----------|------|
| 34 ..... | 1943 |
| 39 ..... | 1945 |

## Most First Downs Allowed, Passing, Season

|           |      |
|-----------|------|
| 223 ..... | 2012 |
| 207 ..... | 2010 |

## Most First Downs Allowed, Passing, Game

|          |                 |          |
|----------|-----------------|----------|
| 24 ..... | vs Saints ..... | 09/11/94 |
| 24 ..... | vs Eagles.....  | 09/17/89 |

## Fewest First Downs Allowed, Penalty, Season

|         |      |
|---------|------|
| 3 ..... | 1957 |
|---------|------|

## Most First Downs Allowed, Penalty, Season

|          |      |
|----------|------|
| 36 ..... | 1965 |
| 32 ..... | 1996 |

## Most First Downs Allowed, Penalty, Game

|         |                  |          |
|---------|------------------|----------|
| 7 ..... | vs Cowboys ..... | 12/26/93 |
|---------|------------------|----------|

## NET YARDS GAINED RUSHING AND PASSING

### Most Seasons Leading League, Fewest Yards Allowed

|         |                 |
|---------|-----------------|
| 5 ..... | 1935-37, 39, 46 |
|---------|-----------------|

### Most Consecutive Seasons Leading League, Fewest Yards Allowed

|          |         |
|----------|---------|
| 3* ..... | 1935-37 |
|----------|---------|

### Fewest Yards Allowed, Season

|             |      |
|-------------|------|
| 1,950 ..... | 1943 |
|-------------|------|

### Fewest Yards Allowed, Game

|          |                                   |          |
|----------|-----------------------------------|----------|
| 51 ..... | vs Giants (-1 rush/52 pass) ..... | 12/11/60 |
| 51 ..... | vs Giants (1 rush/50 pass) .....  | 09/27/42 |

### Most Yards Allowed, Season

|             |      |
|-------------|------|
| 6,228 ..... | 2010 |
|-------------|------|

## Fewest Yards Allowed, Season

|             |      |
|-------------|------|
| 1,926 ..... | 1935 |
| 1,941 ..... | 1942 |

## RUSHING

### Most Seasons Leading League, Fewest Yards Allowed

|         |                 |
|---------|-----------------|
| 4 ..... | 1935-36, 41, 83 |
|---------|-----------------|

### Most Consecutive Seasons Leading League, Fewest Yards Allowed

|         |         |
|---------|---------|
| 2 ..... | 1935-36 |
|---------|---------|

### Fewest Yards Allowed, Rushing, Season

|           |      |
|-----------|------|
| 848 ..... | 1942 |
| 946 ..... | 1982 |

### Fewest Yards Allowed, Rushing, Game

|           |                |          |
|-----------|----------------|----------|
| -29 ..... | vs Rams.....   | 10/11/42 |
| -12 ..... | vs Eagles..... | 10/29/61 |

### Most Yards Allowed, Rushing, Season

|             |      |
|-------------|------|
| 2,536 ..... | 1978 |
| 2,524 ..... | 1980 |

### Most Yards Allowed, Rushing, Game

|           |                |          |
|-----------|----------------|----------|
| 382 ..... | vs Bears ..... | 12/08/40 |
| 376 ..... | vs Eagles..... | 11/21/48 |

### Fewest Rushing Attempts Allowed, Season

|           |      |
|-----------|------|
| 247 ..... | 1982 |
| 329 ..... | 1933 |

### Fewest Rushing Attempts Allowed, Game

|         |                   |                               |
|---------|-------------------|-------------------------------|
| 6 ..... | vs Cardinals..... | 10/29/33                      |
| 9 ..... | Two times .....   | (Last: vs Seahawks, 12/23/89) |

### Most Rushing Attempts Allowed, Season

|           |      |
|-----------|------|
| 625 ..... | 1978 |
| 585 ..... | 1980 |

### Most Rushing Attempts Allowed, Game

|          |                  |                  |
|----------|------------------|------------------|
| 64 ..... | Three times..... | (Last: 12/02/51) |
|----------|------------------|------------------|

### Fewest Touchdowns Allowed, Rushing, Season

|         |      |
|---------|------|
| 3 ..... | 1937 |
| 3 ..... | 1936 |

### Most Touchdowns Allowed, Rushing, Season

|          |                 |              |
|----------|-----------------|--------------|
| 26 ..... | 1969            |              |
| 24 ..... | Two times ..... | (Last: 1998) |

### Most Touchdowns Allowed, Rushing, Game

|         |                  |                            |
|---------|------------------|----------------------------|
| 5 ..... | Four times ..... | (Last: vs Bills, 11/03/96) |
|---------|------------------|----------------------------|

## PASSING

### Most Seasons Leading League, Fewest Yards Allowed

|         |                             |
|---------|-----------------------------|
| 7 ..... | 1939, 42, 45, 52-53, 80, 85 |
|---------|-----------------------------|

### Most Consecutive Seasons Leading League, Fewest Yards Allowed

|         |         |
|---------|---------|
| 2 ..... | 1952-53 |
|---------|---------|

# DEFENSIVE RECORDS

## Fewest Yards Allowed, Passing, Season

|          |      |
|----------|------|
| 682..... | 1934 |
| 928..... | 1935 |

## Fewest Yards Allowed, Passing, Game

|                            |          |
|----------------------------|----------|
| -12..... vs Cardinals..... | 11/21/80 |
| -3..... vs Giants.....     | 10/01/39 |

## Most Yards Allowed, Passing, Season

|            |      |
|------------|------|
| 4,511..... | 2012 |
| 4,187..... | 2010 |

## Most Yards Allowed, Passing, Game

|                            |          |
|----------------------------|----------|
| 507..... vs Cardinals..... | 11/10/96 |
| 505..... vs Giants.....    | 10/28/62 |

## Fewest Touchdowns Allowed, Passing, Season

|        |      |
|--------|------|
| 4..... | 1934 |
| 5..... | 1942 |

## Most Touchdowns Allowed, Passing, Season

|         |      |
|---------|------|
| 37..... | 1961 |
| 35..... | 1962 |

## Most Touchdowns Allowed, Passing, Game

|                       |          |
|-----------------------|----------|
| 7..... vs Eagles..... | 10/17/54 |
| 7..... vs Giants..... | 10/28/62 |

## Fewest Pass Attempts Allowed, Season

|          |      |
|----------|------|
| 159..... | 1934 |
| 162..... | 1933 |

## Fewest Pass Attempts Allowed, Game

|                        |          |
|------------------------|----------|
| 1..... vs Giants.....  | 09/27/42 |
| 8..... vs Cowboys..... | 12/10/00 |

## Most Pass Attempts Allowed, Season

|          |      |
|----------|------|
| 636..... | 2012 |
| 602..... | 2007 |

## Most Pass Attempts Allowed, Game

|                         |          |
|-------------------------|----------|
| 63..... vs Bears.....   | 10/31/99 |
| 62..... vs Cowboys..... | 11/22/12 |

## Fewest Pass Completions Allowed, Season

|         |      |
|---------|------|
| 45..... | 1934 |
| 62..... | 1936 |

## Fewest Pass Completions Allowed, Game

|                       |                             |
|-----------------------|-----------------------------|
| 0..... vs Eagles..... | 10/18/36                    |
| 1..... Two times..... | (Last: vs Giants, 09/27/42) |

## Most Pass Completions Allowed, Season

|          |      |
|----------|------|
| 393..... | 2012 |
| 367..... | 2010 |

## Most Pass Completions Allowed, Game

|                          |                              |
|--------------------------|------------------------------|
| 38..... vs Texans.....   | 09/19/10                     |
| 37..... Three times..... | (Last: vs Cowboys, 11/22/12) |

## SACKS

### Most Sacks, Season

|         |      |
|---------|------|
| 66..... | 1984 |
| 55..... | 1986 |

### Fewest Sacks, Season

|         |      |
|---------|------|
| 18..... | 1969 |
| 19..... | 2006 |

### Most Sacks, Game

|                            |          |
|----------------------------|----------|
| 10..... vs Jaguars.....    | 09/14/14 |
| 10..... at Buccaneers..... | 10/09/77 |
| 9..... vs Cardinals.....   | 12/21/80 |

### Most Opponents Yards Lost Attempting to Pass, Season

|          |      |
|----------|------|
| 529..... | 1984 |
| 424..... | 1987 |
| 424..... | 1986 |

### Most Opponents Yards Lost Attempting to Pass, Game

|                            |          |
|----------------------------|----------|
| 99..... vs Buccaneers..... | 10/09/77 |
| 81..... vs Browns.....     | 10/30/60 |

### Fewest Opponents Yards Lost Attempting to Pass, Season

|          |      |
|----------|------|
| 95.....  | 2006 |
| 110..... | 1956 |

## INTERCEPTIONS BY

### Most Seasons Leading League, Interceptions

|        |              |
|--------|--------------|
| 3..... | 1964, 71, 83 |
|--------|--------------|

### Most Passes Intercepted By, Season

|         |      |
|---------|------|
| 34..... | 1983 |
| 34..... | 1966 |
| 33..... | 1980 |

### Most Passes Intercepted By, Game

|                         |          |
|-------------------------|----------|
| 7..... vs Eagles.....   | 11/03/35 |
| 6..... vs Chargers..... | 10/31/83 |

### Fewest Passes Intercepted By, Season

|         |      |
|---------|------|
| 6.....  | 2006 |
| 11..... | 2009 |
| 11..... | 1982 |

### Most Consecutive Games, One or More Passes Intercepted By

|         |         |
|---------|---------|
| 36..... | 1962-65 |
|---------|---------|

### Most Yards Returning Interceptions, Season

|          |      |
|----------|------|
| 598..... | 1973 |
| 535..... | 1965 |

### Most Yards Returning Interceptions, Game

|                            |          |
|----------------------------|----------|
| 173..... vs Cardinals..... | 11/29/92 |
| 147..... vs 49ers.....     | 12/18/04 |

### Fewest Yards, Returning Interceptions, Season

|         |      |
|---------|------|
| 25..... | 2006 |
| 85..... | 1982 |



# DEFENSIVE RECORDS

**Most Yards Returning Interceptions, Both Teams, Game**  
 206.....Redskins (23) vs Cardinals (183) ..... 11/08/42

**Most Touchdowns, Returning Interceptions, Season**  
 5 ..... 1971  
 4 ..... 1984  
 4 ..... 1973

**Most Touchdowns, Returning Interceptions, Game**  
 2 ..... vs Steelers ..... 12/19/65  
 2 ..... vs Cowboys ..... 11/22/64  
 2 ..... vs Yanks ..... 10/31/48

**Most Touchdowns, Returning Interceptions, Both Teams, Game**  
 3 ..... Redskins (0) vs Bears (3) ..... 12/08/40

## PUNT RETURNS

**Fewest Opponents Punt Returns, Season**  
 7\* ..... 1962  
 14 ..... 1973

**Most Opponents Punt Returns, Season**  
 65 ..... 2004  
 52 ..... 1980

**Fewest Yards Allowed, Punt Returns, Season**  
 34 ..... 1962  
 39 ..... 1972

**Most Yards Allowed, Punt Returns, Season**  
 727 ..... 2004  
 655 ..... 2013

**Lowest Avg., Allowed, Punt Returns, Season**  
 1.9 ..... 1959  
 2.1 ..... 1972

**Highest Avg. Allowed, Punt Returns, Season**  
 16.8 ..... 2013  
 14.4 ..... 1946

**Most Touchdowns Allowed, Punt Returns, Season**  
 3 ..... 2013  
 3 ..... 1952  
 2 ..... Multiple times ..... (Last: 2008)

## KICKOFF RETURNS

**Fewest Opponents Kickoff Returns, Season (since 1940)**  
 26 ..... 1944  
 28 ..... 1959

**Most Opponents Kickoff Returns, Season (since 1940)**  
 91 ..... 1983  
 77 ..... 1999

**Fewest Yards Allowed, Kickoff Returns, Season (since 1940)**  
 566 ..... 1944  
 625 ..... 1959

**Most Yards Allowed, Kickoff Returns, Season (since 1940)**  
 1,772 ..... 1983  
 1,772 ..... 1999

**Lowest Average Allowed, Kickoff Returns, Season (since 1940)**  
 16.3 ..... 1976  
 16.8 ..... 1979

**Highest Average Allowed, Kickoff Returns, Season**  
 28.2 ..... 1953  
 27.7 ..... 1998

**Most Touchdowns Allowed, Kickoff Returns, Season**  
 2 ..... Three times ..... (Last: 1998)

## FUMBLES

**Most Opponents' Fumbles, Season**  
 46 ..... 1983  
 42 ..... 1964

**Fewest Opponents' Fumbles, Season**  
 9 ..... 1940  
 9 ..... 1938

**Most Opponents' Fumbles, Game**  
 9 ..... vs Cardinals ..... 10/25/76

**Most Opponents' Fumbles Recovered, Season**  
 27 ..... 1983

**Most Opponents' Fumbles Recovered, Game**  
 8 ..... vs Cardinals ..... 10/25/76

**Fewest Opponents' Fumbles Recovered, Season**  
 5 ..... 2008  
 6 ..... Four times ..... (Last: 2009)

**Most Touchdown Returns, Fumbles Recovered, Game**  
 2 ..... Two times ..... (Last: vs Vikings, 11/29/84)

## TURNOVERS

**Fewest Opponents Turnovers, Season**  
 12 ..... 2006  
 18 ..... 2008

**Most Opponents Turnovers, Season**  
 61 ..... 1983  
 55 ..... 1964

**Most Opponent Turnovers, Game**  
 10 ..... vs Cardinals (9 ints/1 fum) ..... 10/25/76  
 8 ..... vs Chargers (6 ints/2 fum) ..... 10/31/83

# INDIVIDUAL RECORDS

\*Asterisks indicate NFL records

## SERVICE

### Most Seasons

|         |                    |           |
|---------|--------------------|-----------|
| 20..... | Darrell Green..... | 1983-2002 |
| 16..... | Monte Coleman..... | 1979-94   |
| 16..... | Sammy Baugh.....   | 1937-52   |

### Most Games Played, Career

|          |                    |           |
|----------|--------------------|-----------|
| 295..... | Darrell Green..... | 1983-2002 |
| 215..... | Monte Coleman..... | 1979-94   |
| 205..... | Art Monk.....      | 1980-93   |

### Most Consecutive Games Played, Career

|          |                    |         |
|----------|--------------------|---------|
| 196..... | Len Hauss.....     | 1964-77 |
| 170..... | Mark Moseley.....  | 1974-86 |
| 163..... | Joe Theismann..... | 1974-85 |

### Most Consecutive Games Started, Career

|          |                |         |
|----------|----------------|---------|
| 192..... | Len Hauss..... | 1964-77 |
|----------|----------------|---------|

## SCORING

### Most Seasons Leading League, Scoring

|        |                     |      |
|--------|---------------------|------|
| 1..... | Chip Lohmiller..... | 1991 |
| 1..... | Mark Moseley.....   | 1983 |
| 1..... | Sam Baker.....      | 1957 |
| 1..... | Andy Farkas.....    | 1939 |

### Most Seasons Leading Team (all consecutive)

|         |                     |         |
|---------|---------------------|---------|
| 12..... | Mark Moseley.....   | 1974-85 |
| 7.....  | Chip Lohmiller..... | 1988-94 |
| 5.....  | Curt Knight.....    | 1969-73 |

## POINTS

### Most Points, Career

|            |                     |         |
|------------|---------------------|---------|
| 1,206..... | Mark Moseley.....   | 1974-86 |
| 787.....   | Chip Lohmiller..... | 1988-94 |
| 540.....   | Charley Taylor..... | 1964-77 |

### Most Points, Season

|          |                     |      |
|----------|---------------------|------|
| 161..... | Mark Moseley.....   | 1983 |
| 149..... | Chip Lohmiller..... | 1991 |
| 144..... | John Riggins.....   | 1983 |

### Most Points, No Touchdowns, Season

|          |                     |      |
|----------|---------------------|------|
| 161..... | Mark Moseley.....   | 1983 |
| 149..... | Chip Lohmiller..... | 1991 |
| 131..... | Chip Lohmiller..... | 1990 |

### Most Seasons, 100 or More Points

|        |                     |               |
|--------|---------------------|---------------|
| 4..... | Chip Lohmiller..... | 1989-92       |
| 3..... | Mark Moseley.....   | 1979, 1983-84 |
| 2..... | Graham Gano.....    | 2010-11       |
| 2..... | Shaun Suisham.....  | 2007-08       |
| 2..... | Brett Conway.....   | 1999, 2001    |
| 2..... | Curt Knight.....    | 1971, 1973    |

### Most Points, Rookie Season

|          |                      |      |
|----------|----------------------|------|
| 118..... | Scott Blanton.....   | 1996 |
| 105..... | Charlie Gogolak..... | 1966 |
| 97.....  | Chip Lohmiller.....  | 1988 |

### Most Points, Game

|         |  |          |
|---------|--|----------|
| 24..... | Larry Brown vs Eagles (4 TDs).....       | 12/16/73 |
| 24..... | Dick James vs Cowboys (4 TDs).....       | 12/17/61 |
| 20..... | Andy Farkas vs Rams (3 TDs, 2 PATs)..... | 09/25/38 |

### Most Consecutive Games Scoring

|         |                     |         |
|---------|---------------------|---------|
| 92..... | Chip Lohmiller..... | 1988-93 |
| 91..... | Mark Moseley.....   | 1980-86 |
| 70..... | Mark Moseley.....   | 1974-78 |

## TOUCHDOWNS

### Most Seasons Leading League, Touchdowns

|        |                    |      |
|--------|--------------------|------|
| 1..... | Stephen Davis..... | 1999 |
| 1..... | Terry Allen.....   | 1996 |
| 1..... | George Rogers..... | 1986 |
| 1..... | John Riggins.....  | 1983 |
| 1..... | Larry Brown.....   | 1973 |
| 1..... | Richard Todd.....  | 1940 |
| 1..... | Cliff Battles..... | 1937 |

### Most Seasons Leading Team

|        |                     |                   |
|--------|---------------------|-------------------|
| 5..... | Clinton Portis..... | 2004-08           |
| 5..... | John Riggins.....   | 1979, 1981, 83-85 |
| 5..... | Hugh Taylor.....    | 1949-50, 52-54    |
| 4..... | Stephen Davis.....  | 1999-2002         |
| 4..... | Gary Clark.....     | 1986-87, 89-90    |
| 4..... | Larry Brown.....    | 1971-74           |
| 4..... | Charley Taylor..... | 1964-67           |
| 4..... | Bobby Mitchell..... | 1962-65           |
| 4..... | Andy Farkas.....    | 1938-39, 1942-43  |

### Most Consecutive Seasons Leading Team

|        |                     |         |
|--------|---------------------|---------|
| 5..... | Clinton Portis..... | 2004-08 |
| 4..... | Stephen Davis.....  | 1999-02 |
| 4..... | Larry Brown.....    | 1971-74 |
| 4..... | Charley Taylor..... | 1964-67 |
| 4..... | Bobby Mitchell..... | 1962-65 |

### Most Touchdowns, Career

|         |                     |                  |
|---------|---------------------|------------------|
| 90..... | Charley Taylor..... | 1964-77          |
| 85..... | John Riggins.....   | 1976-79, 1981-85 |
| 65..... | Art Monk.....       | 1980-93          |

### Most Touchdowns, Season

|         |                    |      |
|---------|--------------------|------|
| 24..... | John Riggins.....  | 1983 |
| 21..... | Terry Allen.....   | 1996 |
| 18..... | George Rogers..... | 1986 |

### Most Touchdowns, Rookie, Season

|         |                     |      |
|---------|---------------------|------|
| 13..... | Alfred Morris.....  | 2012 |
| 10..... | Charley Taylor..... | 1964 |
| 8.....  | Skip Hicks.....     | 1998 |
| 8.....  | Charlie Brown.....  | 1982 |

# INDIVIDUAL RECORDS

## Most Touchdowns, Game

|                         |   |          |
|-------------------------|---|----------|
| 4.....                  | Larry Brown vs Eagles .....               | 12/16/73 |
| 4.....                  | Dick James vs Cowboys.....                | 12/17/61 |
| 3, Multiple times ..... | (Last: Darrel Young vs Chargers, 11/3/13) |          |

## Most Consecutive Games Scoring Touchdowns

|         |                     |         |
|---------|---------------------|---------|
| 13..... | George Rogers ..... | 1985-86 |
| 13..... | John Riggins.....   | 1982-83 |

## POINTS AFTER TOUCHDOWN

### Most Seasons Leading League, PATs

|        |                      |      |
|--------|----------------------|------|
| 1..... | Chip Lohmiller ..... | 1991 |
| 1..... | Mark Moseley .....   | 1983 |
| 1..... | Riley Smith .....    | 1937 |

### Most (Kicking) PATs Attempted, Career

|           |                      |         |
|-----------|----------------------|---------|
| 442 ..... | Mark Moseley .....   | 1974-86 |
| 267 ..... | Chip Lohmiller ..... | 1988-94 |
| 176 ..... | Curt Knight.....     | 1969-73 |

### Most (Kicking) PATs Attempted, Season

|         |                      |      |
|---------|----------------------|------|
| 63..... | Mark Moseley .....   | 1983 |
| 56..... | Chip Lohmiller ..... | 1991 |
| 51..... | Mark Moseley .....   | 1984 |

### Most (Kicking) PATs Attempted, Game

|           |                                 |          |
|-----------|---------------------------------|----------|
| 10* ..... | Charlie Gogolak vs Giants ..... | 11/27/66 |
|-----------|---------------------------------|----------|

### Most (One-Point) PATs, Career

|           |                      |         |
|-----------|----------------------|---------|
| 417 ..... | Mark Moseley .....   | 1974-86 |
| 262 ..... | Chip Lohmiller ..... | 1988-94 |
| 172 ..... | Curt Knight.....     | 1969-73 |

### Most (One-Point) PATs, Season

|         |                      |      |
|---------|----------------------|------|
| 62..... | Mark Moseley .....   | 1983 |
| 56..... | Chip Lohmiller ..... | 1991 |
| 49..... | Brett Conway .....   | 1999 |

### Most (One-Point) PATs, Game

|          |                                 |          |
|----------|---------------------------------|----------|
| 9* ..... | Charlie Gogolak vs Giants ..... | 11/27/66 |
| 8.....   | Chip Lohmiller vs Falcons ..... | 11/10/91 |
| 8.....   | Dick Poillon vs Yanks .....     | 10/31/48 |

### Most Consecutive (Kicking) PATs

|           |                      |         |
|-----------|----------------------|---------|
| 213 ..... | Chip Lohmiller ..... | 1988-94 |
|-----------|----------------------|---------|

### Highest (Kicking) PAT Percentage, Career (min. 200 PATs)

|            |                                |         |
|------------|--------------------------------|---------|
| 98.1 ..... | Chip Lohmiller (262-267) ..... | 1988-94 |
| 94.6 ..... | Mark Moseley (417-441) .....   | 1974-86 |

### Most (Kicking) PATs, No Misses, Season

|         |                      |      |
|---------|----------------------|------|
| 56..... | Chip Lohmiller ..... | 1991 |
| 41..... | Chip Lohmiller ..... | 1990 |
| 41..... | Chip Lohmiller ..... | 1989 |

### Most (Kicking) PATs, No Misses, Game

|        |                                 |          |
|--------|---------------------------------|----------|
| 8..... | Chip Lohmiller vs Falcons ..... | 11/10/91 |
| 7..... | Nick Novak vs 49ers.....        | 10/23/05 |
| 7..... | Mark Moseley vs Giants .....    | 09/28/75 |

## Most Two-Point Conversions, Career

|        |                         |           |
|--------|-------------------------|-----------|
| 3..... | Chris Cooley .....      | 2004-11   |
| 2..... | Darnerien McCants ..... | 2002-04   |
| 2..... | Stephen Davis .....     | 1996-2002 |

## Most Two-Point Conversions, Season

|        |                          |      |
|--------|--------------------------|------|
| 2..... | Darnierian McCants ..... | 2003 |
|--------|--------------------------|------|

## Most Two-Point Conversions, Game

|        |   |  |
|--------|---|--|
| 1..... | Multiple times.... (Last: Robert Griffin III vs Eagles, 11/17/13) |  |
|--------|---|--|

## FIELD GOALS

### Most Seasons Leading League

|        |                    |                 |
|--------|--------------------|-----------------|
| 4..... | Mark Moseley ..... | 1976-77, 79, 82 |
|--------|--------------------|-----------------|

### Most Consecutive Seasons Leading League

|        |                      |         |
|--------|----------------------|---------|
| 2..... | Chip Lohmiller ..... | 1991-92 |
| 2..... | Mark Moseley .....   | 1976-77 |

### Most Seasons Leading Team (all consecutive)

|         |                      |         |
|---------|----------------------|---------|
| 12..... | Mark Moseley .....   | 1974-85 |
| 7.....  | Chip Lohmiller ..... | 1988-94 |
| 5.....  | Curt Knight.....     | 1969-73 |

### Most Field Goals Attempted, Career

|           |                      |         |
|-----------|----------------------|---------|
| 397 ..... | Mark Moseley .....   | 1974-86 |
| 245 ..... | Chip Lohmiller ..... | 1988-94 |
| 175 ..... | Curt Knight.....     | 1969-73 |

### Most Field Goals Attempted, Season

|           |                      |      |
|-----------|----------------------|------|
| 49* ..... | Curt Knight .....    | 1971 |
| 47.....   | Mark Moseley .....   | 1983 |
| 43.....   | Chip Lohmiller ..... | 1991 |

### Most Field Goals Attempted, Game

|        |                                |          |
|--------|--------------------------------|----------|
| 7..... | Curt Knight vs Oilers.....     | 10/10/71 |
| 6..... | Graham Gano vs Titans.....     | 11/21/10 |
| 6..... | Brett Conway vs Giants .....   | 11/21/99 |
| 6..... | Chip Lohmiller vs Eagles ..... | 12/22/91 |
| 6..... | Chip Lohmiller vs Eagles ..... | 10/21/90 |
| 6..... | Mark Moseley vs Saints .....   | 10/26/80 |
| 6..... | Curt Knight vs Bears.....      | 11/14/71 |

### Most Field Goals, Career

|           |                      |         |
|-----------|----------------------|---------|
| 263 ..... | Mark Moseley .....   | 1974-86 |
| 175 ..... | Chip Lohmiller ..... | 1988-94 |
| 101 ..... | Curt Knight.....     | 1969-73 |

### Most Field Goals, Season

|         |                      |      |
|---------|----------------------|------|
| 33..... | Mark Moseley .....   | 1983 |
| 31..... | Graham Gano .....    | 2011 |
| 31..... | Chip Lohmiller ..... | 1991 |
| 30..... | Chip Lohmiller ..... | 1992 |
| 30..... | Chip Lohmiller ..... | 1990 |

### Most Field Goals, Rookie, Season

|         |                       |      |
|---------|-----------------------|------|
| 26..... | Scott Blanton.....    | 1996 |
| 22..... | Charlie Gogolak ..... | 1966 |
| 19..... | Chip Lohmiller .....  | 1988 |

# INDIVIDUAL RECORDS

## Most Field Goals, Game

|        |                                |          |
|--------|--------------------------------|----------|
| 5..... | Shaun Suisham vs Jets.....     | 11/04/07 |
| 5..... | Chip Lohmiller vs Vikings..... | 10/25/92 |
| 5..... | Chip Lohmiller vs Eagles.....  | 12/22/91 |
| 5..... | Chip Lohmiller vs Bills.....   | 12/30/90 |
| 5..... | Mark Moseley vs Saints.....    | 10/26/80 |
| 5..... | Curt Knight vs Colts.....      | 11/18/73 |
| 5..... | Curt Knight vs Bears.....      | 11/14/71 |
| 5..... | Curt Knight vs Oilers.....     | 10/10/71 |

## Most Field Goals, One Quarter

|    |                                  |          |
|----|----------------------------------|----------|
| 4* | Curt Knight vs Giants (2nd)..... | 11/15/70 |
|----|----------------------------------|----------|

## Most Consecutive Games Scoring Field Goals

|         |                     |         |
|---------|---------------------|---------|
| 28..... | Chip Lohmiller..... | 1988-90 |
| 15..... | Mark Moseley.....   | 1976-77 |

## Most Consecutive Field Goals

|         |                     |         |
|---------|---------------------|---------|
| 23..... | Mark Moseley.....   | 1981-82 |
| 17..... | Kai Forbath.....    | 2012    |
| 14..... | Graham Gano.....    | 2011    |
| 14..... | Chip Lohmiller..... | 1990-91 |

## Most Consecutive Field Goals Made to Start a Career

|     |                  |      |
|-----|------------------|------|
| 17* | Kai Forbath..... | 2012 |
|-----|------------------|------|

## Longest Field Goal

|         |                              |          |
|---------|------------------------------|----------|
| 59..... | Graham Gano vs. 49ers.....   | 11/06/11 |
| 57..... | Steve Cox vs Seahawks.....   | 09/28/86 |
| 56..... | Chip Lohmiller vs Colts..... | 12/22/90 |

## Highest Field Goal Percentage, Career (min. 100 FGA)

|           |                               |         |
|-----------|-------------------------------|---------|
| 80.2..... | Shaun Suisham (81/101).....   | 2006-09 |
| 71.4..... | Chip Lohmiller (175/245)..... | 1988-94 |
| 66.2..... | Mark Moseley (263/397).....   | 1974-86 |

## Highest Field Goal Percentage, Season (min. 20 FGA)

|           |                            |      |
|-----------|----------------------------|------|
| 95.2..... | Mark Moseley (20/21).....  | 1982 |
| 85.7..... | Shaun Suisham (18/21)..... | 2009 |
| 82.9..... | Shaun Suisham (29/35)..... | 2007 |

## Most Field Goals, No Misses, Game

|        |                                |          |
|--------|--------------------------------|----------|
| 5..... | Shaun Suisham vs Jets.....     | 11/04/07 |
| 5..... | Chip Lohmiller vs Vikings..... | 10/25/92 |
| 5..... | Chip Lohmiller vs Bills.....   | 12/30/90 |

## Most Field Goals, 50 or More Yards, Career

|         |                     |           |
|---------|---------------------|-----------|
| 12..... | Mark Moseley.....   | 1974-86   |
| 9.....  | Chip Lohmiller..... | 1988-94   |
| 5.....  | Brett Conway.....   | 1998-2002 |

## Most Field Goals, 50 or More Yards, Season

|        |                     |      |
|--------|---------------------|------|
| 4..... | Graham Gano.....    | 2011 |
| 4..... | Mark Moseley.....   | 1977 |
| 3..... | Brett Conway.....   | 1999 |
| 3..... | Chip Lohmiller..... | 1990 |

## Most Field Goals, 50 or More Yards, Game

|        |                 |  |
|--------|-----------------|--|
| 2..... | Four times..... | (Last: Brett Conway, vs Bears, 10/31/99) |
|--------|-----------------|--|

## SAFETIES

### Most Safeties, Career

|        |                       |                        |
|--------|-----------------------|------------------------|
| 1..... | Multiple players..... | (Last: Kedric Golston) |
|--------|-----------------------|------------------------|

### Most Safeties, Season

|        |                       |                              |
|--------|-----------------------|------------------------------|
| 1..... | Multiple players..... | (Last: Kedric Golston, 2007) |
|--------|-----------------------|------------------------------|

### Most Safeties, Game

|        |                    |   |
|--------|--------------------|---|
| 1..... | Multiple players.. | (Last: Kedric Golston vs Vikings, 12/23/07) |
|--------|--------------------|---|

## RUSHING - ATTEMPTS

### Most Seasons Leading Team, Attempts

|        |                     |                  |
|--------|---------------------|------------------|
| 6..... | Larry Brown.....    | 1969-74          |
| 5..... | Clinton Portis..... | 2004-05, 2007-09 |
| 5..... | John Riggins.....   | 1978-79, 1982-84 |

### Most Consecutive Seasons Leading Team, Attempts

|        |                    |           |
|--------|--------------------|-----------|
| 6..... | Larry Brown.....   | 1969-74   |
| 4..... | Stephen Davis..... | 1999-2002 |
| 4..... | Dan Bosseler.....  | 1957-60   |

### Most Attempts, Career

|            |                     |                  |
|------------|---------------------|------------------|
| 1,988..... | John Riggins.....   | 1976-79, 1981-85 |
| 1,667..... | Clinton Portis..... | 2004-09          |
| 1,530..... | Larry Brown.....    | 1969-76          |

### Most Attempts, Season

|          |                     |      |
|----------|---------------------|------|
| 375..... | John Riggins.....   | 1983 |
| 356..... | Stephen Davis.....  | 2001 |
| 352..... | Clinton Portis..... | 2005 |

### Most Attempts, Rookie, Season

|          |                    |      |
|----------|--------------------|------|
| 335..... | Alfred Morris..... | 2012 |
| 235..... | Mike Thomas.....   | 1975 |
| 233..... | Reggie Brooks..... | 1993 |

### Most Attempts, Game

|          |                                 |          |
|----------|---------------------------------|----------|
| 45*..... | Jamie Morris vs Bengals.....    | 12/17/88 |
| 39.....  | Earnest Byner vs Patriots.....  | 12/15/90 |
| 38.....  | Stephen Davis vs Cardinals..... | 01/06/02 |
| 38.....  | Jamie Morris vs Eagles.....     | 11/12/89 |

## RUSHING - YARDS GAINED

### Most Seasons Leading League, Yards Gained, Rushing

|        |                    |      |
|--------|--------------------|------|
| 1..... | Larry Brown.....   | 1970 |
| 1..... | Cliff Battles..... | 1937 |
| 1..... | Jim Musick.....    | 1933 |
| 1..... | Cliff Battles..... | 1932 |

### Most Yards Gained, Rushing, Career

|            |                     |                  |
|------------|---------------------|------------------|
| 7,472..... | John Riggins.....   | 1976-79, 1981-85 |
| 6,824..... | Clinton Portis..... | 2004-10          |
| 5,875..... | Larry Brown.....    | 1969-76          |
| 5,790..... | Stephen Davis.....  | 1996-2002        |

# INDIVIDUAL RECORDS

## Most Seasons, 1,000 or More Yards Rushing

|        |                     |                  |
|--------|---------------------|------------------|
| 4..... | Clinton Portis..... | 2004-05, 2007-08 |
| 4..... | John Riggins.....   | 1978-79, 1983-84 |
| 3..... | Stephen Davis.....  | 1999-2001        |

## Most Consecutive Seasons, 1,000 or More Yards Rushing

|        |                     |           |
|--------|---------------------|-----------|
| 3..... | Stephen Davis.....  | 1999-2001 |
| 2..... | Alfred Morris.....  | 2012-13   |
| 2..... | Clinton Portis..... | 2007-08   |
| 2..... | Clinton Portis..... | 2004-05   |
| 2..... | Terry Allen.....    | 1995-96   |
| 2..... | Earnest Byner.....  | 1990-91   |
| 2..... | George Rogers.....  | 1985-86   |
| 2..... | John Riggins.....   | 1983-84   |
| 2..... | John Riggins.....   | 1978-79   |

## Most Yards Gained, Rushing, Season

|            |                     |      |
|------------|---------------------|------|
| 1,613..... | Alfred Morris.....  | 2012 |
| 1,516..... | Clinton Portis..... | 2005 |
| 1,487..... | Clinton Portis..... | 2008 |

## Most Yards Gained, Rushing, Rookie, Season

|            |                    |      |
|------------|--------------------|------|
| 1,613..... | Alfred Morris..... | 2012 |
| 1,063..... | Reggie Brooks..... | 1993 |
| 919.....   | Mike Thomas.....   | 1975 |

## Most Yards Gained, Rushing, Game

|          |                                 |          |
|----------|---------------------------------|----------|
| 221..... | Gerald Riggs vs Eagles.....     | 09/17/89 |
| 215..... | Cliff Battles vs NYG.....       | 10/08/33 |
| 206..... | George Rogers vs Cardinals..... | 12/21/85 |
| 204..... | Timmy Smith vs Broncos.....     | 01/31/88 |

## Most Games, 200 or More Yards Rushing, Career (Regular Season)

|        |                    |         |
|--------|--------------------|---------|
| 1..... | Alfred Morris..... | 2012-13 |
| 1..... | Gerald Riggs.....  | 1989-91 |
| 1..... | George Rogers..... | 1985-87 |
| 1..... | Cliff Battles..... | 1932-37 |

## Most Games, 200 or More Yards Rushing, Season

|        |                    |      |
|--------|--------------------|------|
| 1..... | Alfred Morris..... | 2012 |
| 1..... | Gerald Riggs.....  | 1989 |
| 1..... | George Rogers..... | 1985 |
| 1..... | Cliff Battles..... | 1933 |

## Most Games, 100 or More Yards Rushing, Career (Regular Season)

|         |                     |                |
|---------|---------------------|----------------|
| 26..... | Clinton Portis..... | 2004-09        |
| 19..... | John Riggins.....   | 1976-79, 81-85 |
| 19..... | Larry Brown.....    | 1969-76        |
| 18..... | Stephen Davis.....  | 1996-2002      |

## Most Games, 100 or More Yards Rushing, Season

|        |                     |      |
|--------|---------------------|------|
| 9..... | Clinton Portis..... | 2005 |
| 7..... | Alfred Morris.....  | 2012 |
| 7..... | Rob Goode.....      | 1951 |

## Most Consecutive Games, 100 or More Yards Rushing

|        |                     |      |
|--------|---------------------|------|
| 5..... | Clinton Portis..... | 2008 |
| 5..... | Ladell Betts.....   | 2006 |
| 5..... | Clinton Portis..... | 2005 |
| 5..... | Rob Goode.....      | 1951 |

## Longest Run From Scrimmage

|         |                               |          |
|---------|-------------------------------|----------|
| 88..... | Billy Wells vs Cardinals..... | 11/21/54 |
| 85..... | Reggie Brooks vs Eagles.....  | 09/19/93 |
| 80..... | Rob Goode vs Packers.....     | 09/24/50 |

## RUSHING - AVERAGE GAIN

### Highest Average Gain, Rushing, Career (min. 750 att.)

|          |                                      |           |
|----------|--------------------------------------|-----------|
| 4.2..... | Stephen Davis (1,383 for 5,790)..... | 1996-2002 |
| 4.2..... | Cliff Battles (839-3,511).....       | 1932-37   |
| 4.1..... | Clinton Portis (1,667-6,824).....    | 2004-10   |
| 4.1..... | Ladell Betts (776-3,176).....        | 2002-09   |

### Highest Average Gain, Rushing, Season (min. 100 att.)

|           |                                   |      |
|-----------|-----------------------------------|------|
| 6.79..... | Robert Griffin III (120-815)..... | 2012 |
| 5.42..... | Frank Atkins (147-797).....       | 1945 |
| 5.41..... | Don Bosseler (119-644).....       | 1959 |

### Highest Average Gain, Rushing, Game (min 10 att.)

|           |   |          |
|-----------|---|----------|
| 11.9..... | Stephen Davis (12-143) vs Bears.....        | 10/31/99 |
| 10.6..... | Robert Griffin III (13-138) vs Vikings..... | 10/14/12 |
| 10.5..... | Johnny Olszewski (18-190) vs Browns.....    | 11/15/59 |

## RUSHING - TOUCHDOWNS

### Most Seasons Leading League, Touchdowns, Rushing

|        |                    |      |
|--------|--------------------|------|
| 1..... | Stephen Davis..... | 1999 |
| 1..... | Terry Allen.....   | 1996 |
| 1..... | George Rogers..... | 1986 |
| 1..... | John Riggins.....  | 1983 |
| 1..... | Rob Goode.....     | 1951 |
| 1..... | Andy Farkas.....   | 1938 |
| 1..... | Cliff Battles..... | 1937 |

### Most Seasons Leading Team, Touchdowns, Rushing

|        |                     |                |
|--------|---------------------|----------------|
| 7..... | John Riggins.....   | 1978-79, 81-85 |
| 5..... | Clinton Portis..... | 2004-08        |
| 4..... | Stephen Davis.....  | 1999-2002      |
| 4..... | Larry Brown.....    | 1970-73        |

### Most Consecutive Seasons Leading Team, Touchdowns, Rushing

|        |                     |           |
|--------|---------------------|-----------|
| 5..... | Clinton Portis..... | 2004-08   |
| 5..... | John Riggins.....   | 1981-85   |
| 4..... | Stephen Davis.....  | 1999-2002 |
| 4..... | Larry Brown.....    | 1970-73   |

### Most Touchdowns, Rushing, Career

|         |                     |                |
|---------|---------------------|----------------|
| 79..... | John Riggins.....   | 1976-79, 81-85 |
| 46..... | Clinton Portis..... | 2004-10        |
| 45..... | Stephen Davis.....  | 1996-2002      |
| 37..... | Terry Allen.....    | 1995-98        |
| 35..... | Larry Brown.....    | 1970-73        |

### Most Touchdowns, Rushing, Season

|         |                    |      |
|---------|--------------------|------|
| 24..... | John Riggins.....  | 1983 |
| 21..... | Terry Allen.....   | 1996 |
| 18..... | George Rogers..... | 1986 |

### Most Touchdowns, Rushing, Rookie, Season

|         |                    |      |
|---------|--------------------|------|
| 13..... | Alfred Morris..... | 2012 |
| 8.....  | Skip Hicks.....    | 1998 |
| 7.....  | Don Bosseler.....  | 1957 |

# INDIVIDUAL RECORDS

## Most Touchdowns, Rushing, Game

|        |                                 |          |
|--------|---------------------------------|----------|
| 3..... | Darrel Young vs Chargers .....  | 11/03/13 |
| 3..... | Roy Helu, Jr. vs Bears .....    | 10/20/13 |
| 3..... | Alfred Morris vs Cowboys .....  | 12/30/12 |
| 3..... | Clinton Portis vs 49ers .....   | 10/23/05 |
| 3..... | Stephen Davis vs Rams .....     | 11/24/02 |
| 3..... | Stephen Davis vs Jets .....     | 09/26/99 |
| 3..... | Stephen Davis vs Giants .....   | 09/19/99 |
| 3..... | Skip Hicks vs Eagles .....      | 11/15/98 |
| 3..... | Terry Allen vs Colts .....      | 10/27/96 |
| 3..... | Terry Allen vs Giants .....     | 10/20/96 |
| 3..... | Gerald Riggs vs Bengals .....   | 09/22/91 |
| 3..... | Earnest Byner vs Dolphins ..... | 12/02/90 |
| 3..... | John Riggins vs Lions .....     | 10/13/85 |
| 3..... | Otis Wonsley vs Lions .....     | 11/11/84 |
| 3..... | John Riggins vs Rams .....      | 01/01/84 |
| 3..... | Reggie Evans vs Lions .....     | 10/23/83 |
| 3..... | John Riggins vs Cardinals ..... | 10/09/83 |
| 3..... | Ray McDonald vs Saints .....    | 09/24/67 |
| 3..... | Dick James vs Cowboys .....     | 12/17/61 |
| 3..... | Don Bosseler vs Eagles .....    | 12/08/57 |
| 3..... | Andy Farkas vs Bears .....      | 12/19/43 |
| 3..... | Andy Farkas vs Dodgers .....    | 11/12/39 |
| 3..... | Andy Farkas vs Rams .....       | 09/25/38 |
| 3..... | Cliff Battles vs Giants .....   | 10/17/37 |

## Most Consecutive Games Rushing for Touchdowns

|         |                     |         |
|---------|---------------------|---------|
| 13..... | George Rogers ..... | 1985-86 |
| 13..... | John Riggins .....  | 1982-83 |
| 10..... | Terry Allen .....   | 1995-96 |

## PASSING - PASSER RATING

### Most Seasons Leading League, Passer Rating

|        |                       |                          |
|--------|-----------------------|--------------------------|
| 6*     | Sammy Baugh .....     | 1937, 40, 43, 45, 47, 49 |
| 2..... | Sonny Jurgensen ..... | 1967, 69                 |

### Most Seasons Leading Team, Passer Rating

|         |                       |                  |
|---------|-----------------------|------------------|
| 14..... | Sammy Baugh .....     | 1937-43, 1945-51 |
| 8.....  | Joe Theismann .....   | 1978-85          |
| 8.....  | Sonny Jurgensen ..... | 1964-70, 74      |

### Most Consecutive Seasons Leading Team, Passer Rating

|        |                       |         |
|--------|-----------------------|---------|
| 8..... | Joe Theismann .....   | 1978-85 |
| 7..... | Sonny Jurgensen ..... | 1964-70 |
| 7..... | Sammy Baugh .....     | 1945-51 |
| 7..... | Sammy Baugh .....     | 1937-43 |

### Highest Passer Rating, Career (min. 1500 att.)

|      |                       |         |
|------|-----------------------|---------|
| 85.0 | Sonny Jurgensen ..... | 1964-74 |
| 82.3 | Jason Campbell .....  | 2005-09 |
| 80.2 | Mark Rypien .....     | 1987-93 |
| 77.4 | Joe Theismann .....   | 1974-85 |

### Highest Passer Rating, Season (min. 150 att.)

|       |                          |      |
|-------|--------------------------|------|
| 109.9 | Sammy Baugh .....        | 1945 |
| 102.4 | Robert Griffin III ..... | 2012 |
| 97.9  | Mark Rypien .....        | 1991 |

### Highest Passer Rating, Rookie, Season (min. 150 att.)

|        |                          |      |
|--------|--------------------------|------|
| 102.4* | Robert Griffin III ..... | 2012 |
| 76.5   | Jason Campbell .....     | 2006 |
| 71.8   | Patrick Ramsey .....     | 2002 |

## PASSING - ATTEMPTS

### Most Seasons Leading League, Attempts, Passing

|        |                       |                 |
|--------|-----------------------|-----------------|
| 4..... | Sammy Baugh .....     | 1937, 43, 47-48 |
| 3..... | Sonny Jurgensen ..... | 1966-67, 69     |

### Most Consecutive Seasons Leading League, Attempts, Passing

|        |                       |         |
|--------|-----------------------|---------|
| 2..... | Sonny Jurgensen ..... | 1966-67 |
| 2..... | Sammy Baugh .....     | 1947-48 |

### Most Passes Attempted, Career

|       |                       |         |
|-------|-----------------------|---------|
| 3,602 | Joe Theismann .....   | 1974-85 |
| 3,155 | Sonny Jurgensen ..... | 1964-74 |
| 2,995 | Sammy Baugh .....     | 1937-52 |

### Most Passes Attempted, Season

|     |                     |      |
|-----|---------------------|------|
| 541 | Jay Schroeder ..... | 1986 |
| 519 | Brad Johnson .....  | 1999 |
| 509 | Trent Green .....   | 1998 |

### Most Passes Attempted, Rookie, Season

|     |                          |      |
|-----|--------------------------|------|
| 393 | Robert Griffin III ..... | 2012 |
| 375 | Norm Snead .....         | 1961 |
| 265 | Heath Shuler .....       | 1994 |

### Most Passes Attempted, Game

|         |                                 |          |
|---------|---------------------------------|----------|
| 58..... | Jay Schroeder vs 49ers .....    | 12/01/85 |
| 54..... | Jason Campbell vs Cowboys ..... | 11/18/07 |
| 54..... | Trent Green vs Cardinals .....  | 11/22/98 |
| 54..... | Mark Rypien vs Cowboys .....    | 11/22/90 |

## PASSING - COMPLETIONS

### Most Seasons Leading League, Completions

|        |                       |                     |
|--------|-----------------------|---------------------|
| 5..... | Sammy Baugh .....     | 1937, 43, 45, 47-48 |
| 4..... | Sonny Jurgensen ..... | 1961, 66-67, 69     |

### Most Consecutive Seasons Leading League, Completions

|        |                       |         |
|--------|-----------------------|---------|
| 2..... | Sonny Jurgensen ..... | 1966-67 |
| 2..... | Sammy Baugh .....     | 1947-48 |

### Most Seasons Leading Team, Completions

|         |                       |                       |
|---------|-----------------------|-----------------------|
| 13..... | Sammy Baugh .....     | 1937-38, 40-43, 45-51 |
| 8.....  | Joe Theismann .....   | 1978-85               |
| 7.....  | Billy Kilmer .....    | 1971-77               |
| 7.....  | Sonny Jurgensen ..... | 1964-70               |

### Most Consecutive Seasons Leading Team, Completions

|        |                       |         |
|--------|-----------------------|---------|
| 8..... | Joe Theismann .....   | 1978-85 |
| 7..... | Billy Kilmer .....    | 1971-77 |
| 7..... | Sonny Jurgensen ..... | 1964-70 |
| 7..... | Sammy Baugh .....     | 1945-51 |

### Most Passes Completed, Career

|       |                       |         |
|-------|-----------------------|---------|
| 2,044 | Joe Theismann .....   | 1974-85 |
| 1,831 | Sonny Jurgensen ..... | 1964-74 |
| 1,693 | Sammy Baugh .....     | 1937-52 |

# INDIVIDUAL RECORDS

## Most Passes Completed, Season

|     |                           |      |
|-----|---------------------------|------|
| 327 | ..... Jason Campbell..... | 2009 |
| 316 | ..... Brad Johnson .....  | 1999 |
| 315 | ..... Jason Campbell..... | 2008 |

## Most Passes Completed, Rookie, Season

|     |                               |      |
|-----|-------------------------------|------|
| 258 | ..... Robert Griffin III..... | 2012 |
| 172 | ..... Norm Snead .....        | 1961 |
| 120 | ..... Heath Shuler .....      | 1994 |

## Most Passes Completed, Game

|    |  |          |
|----|--|----------|
| 33 | ..... Jason Campbell vs Cowboys.....   | 11/18/07 |
| 32 | ..... Robert Griffin III vs Lions..... | 09/22/13 |
| 32 | ..... Brad Johnson vs 49ers .....      | 12/26/99 |
| 32 | ..... John Friesz vs Giants .....      | 09/18/94 |
| 32 | ..... Sonny Jurgensen vs Browns.....   | 11/26/67 |

## Most Consecutive Passes Completed

|    |                                   |          |
|----|-----------------------------------|----------|
| 22 | ..... Mark Brunell vs Texans..... | 09/24/06 |
|----|-----------------------------------|----------|

## PASSING - COMPLETION PCT.

### Most Seasons Leading League

|   |                        |                        |
|---|------------------------|------------------------|
| 7 | ..... Sammy Baugh..... | 1940, 42-43, 45, 47-49 |
|---|------------------------|------------------------|

### Most Consecutive Seasons Leading League

|   |                        |         |
|---|------------------------|---------|
| 3 | ..... Sammy Baugh..... | 1947-49 |
|---|------------------------|---------|

### Highest Completion Percentage, Career (min. 1,500 att.)

|      |                            |         |
|------|----------------------------|---------|
| 61.2 | ..... Jason Campbell.....  | 2005-09 |
| 58.2 | ..... Sonny Jurgensen..... | 1964-74 |
| 56.7 | ..... Joe Theismann .....  | 1974-85 |
| 56.5 | ..... Sammy Baugh.....     | 1937-52 |

### Highest Completion Percentage, Season (min. 150 att.)

|       |   |      |
|-------|---|------|
| 70.33 | ..... Sammy Baugh (128-182).....        | 1945 |
| 65.65 | ..... Robert Griffin III (258-393)..... | 2012 |
| 64.49 | ..... Jason Campbell (327-507).....     | 2009 |

### Highest Completion Percentage, Rookie, Season

|      |                               |      |
|------|-------------------------------|------|
| 65.7 | ..... Robert Griffin III..... | 2012 |
| 53.1 | ..... Jason Campbell.....     | 2007 |
| 51.5 | ..... Patrick Ramsey.....     | 2002 |

### Highest Completion Percentage, Game (min. 20 att.)

|      |   |          |
|------|---|----------|
| 88.9 | ..... Mark Brunell vs Texans (24-27)..... | 09/24/06 |
|------|---|----------|

## PASSING - YARDS GAINED

### Most Seasons Leading League, Yards Gained, Passing, Passing

|   |                            |                 |
|---|----------------------------|-----------------|
| 4 | ..... Sammy Baugh.....     | 1937, 40, 47-48 |
| 3 | ..... Sonny Jurgensen..... | 1966-67, 69     |

### Most Consecutive Seasons Leading League, Yards Gained, Passing, Passing

|   |                            |         |
|---|----------------------------|---------|
| 2 | ..... Sonny Jurgensen..... | 1966-67 |
| 2 | ..... Sammy Baugh.....     | 1947-48 |

### Most Seasons Leading Team, Yards Gained, Passing, Passing

|    |                            |                       |
|----|----------------------------|-----------------------|
| 13 | ..... Sammy Baugh.....     | 1937-38, 40-43, 45-51 |
| 8  | ..... Joe Theismann .....  | 1978-85               |
| 7  | ..... Billy Kilmer.....    | 1971-77               |
| 7  | ..... Sonny Jurgensen..... | 1964-70               |

## Most Yards Gained, Passing, Career

|        |                            |         |
|--------|----------------------------|---------|
| 25,206 | ..... Joe Theismann .....  | 1974-85 |
| 22,585 | ..... Sonny Jurgensen..... | 1964-74 |
| 21,886 | ..... Sammy Baugh.....     | 1937-52 |

## Most Seasons, 3,000 or More Yards Passing

|   |                            |             |
|---|----------------------------|-------------|
| 3 | ..... Mark Rypien .....    | 1989, 91-92 |
| 3 | ..... Joe Theismann .....  | 1981, 83-84 |
| 3 | ..... Sonny Jurgensen..... | 1966-67, 69 |

## Most Yards Gained, Passing, Season

|       |                           |      |
|-------|---------------------------|------|
| 4,109 | ..... Jay Schroeder ..... | 1986 |
| 4,005 | ..... Brad Johnson .....  | 1999 |
| 3,768 | ..... Mark Rypien .....   | 1989 |

## Most Yards Gained, Passing, Rookie, Season

|       |                               |      |
|-------|-------------------------------|------|
| 3,200 | ..... Robert Griffin III..... | 2012 |
| 2,337 | ..... Norm Snead.....         | 1961 |
| 1,658 | ..... Heath Shuler .....      | 1994 |

## Most Yards Gained, Passing, Game

|     |                                   |          |
|-----|-----------------------------------|----------|
| 471 | ..... Brad Johnson vs 49ers ..... | 12/26/99 |
| 446 | ..... Sammy Baugh vs Yanks.....   | 10/31/48 |
| 442 | ..... Mark Rypien vs Falcons..... | 11/10/91 |

## Most Games, 400 or More Passing Yards, Career

|   |                            |         |
|---|----------------------------|---------|
| 2 | ..... Mark Rypien .....    | 1988-93 |
| 2 | ..... Sonny Jurgensen..... | 1964-74 |

## Most Games, 400 or More Passing Yards, Season

|   |                           |                              |
|---|---------------------------|------------------------------|
| 1 | ..... Multiple times..... | (Last: Donovan McNabb, 2010) |
|---|---------------------------|------------------------------|

## Most Games, 300 or More Yards Passing, Career

|    |                            |         |
|----|----------------------------|---------|
| 15 | ..... Sonny Jurgensen..... | 1964-74 |
| 14 | ..... Joe Theismann .....  | 1974-85 |
| 10 | ..... Mark Rypien .....    | 1987-93 |

## Most Games, 300 or More Yards Passing, Season

|   |                            |      |
|---|----------------------------|------|
| 5 | ..... Mark Rypien .....    | 1989 |
| 5 | ..... Jay Schroeder .....  | 1986 |
| 5 | ..... Sonny Jurgensen..... | 1967 |

## Most Consecutive Games, 300 or More Yards Passing, Season

|   |                               |      |
|---|-------------------------------|------|
| 3 | ..... Robert Griffin III..... | 2013 |
| 3 | ..... Sonny Jurgensen.....    | 1967 |

## Longest Pass Completion (all TDs)

|     |   |          |
|-----|---|----------|
| 99* | ..... Sonny Jurgensen (to Allen) vs Bears .....   | 09/15/68 |
| 99* | ..... George Izo (to Mitchell) vs Browns.....     | 09/15/63 |
| 99* | ..... Frank Filchock (to Farkas) vs Steelers..... | 10/15/39 |

## PASSING - AVERAGE GAIN

### Most Seasons Leading League, Average Gain, Passing

|   |                        |              |
|---|------------------------|--------------|
| 3 | ..... Sammy Baugh..... | 1937, 40, 48 |
|---|------------------------|--------------|

### Highest Average Gain, Career (1,500 att.)

|      |                            |         |
|------|----------------------------|---------|
| 7.31 | ..... Sammy Baugh.....     | 1937-52 |
| 7.22 | ..... Mark Rypien .....    | 1988-93 |
| 7.16 | ..... Sonny Jurgensen..... | 1964-74 |

# INDIVIDUAL RECORDS

## Highest Average Gain, Season (150 att.)

|      |                     |           |
|------|---------------------|-----------|
| 9.17 | ..... Sammy Baugh   | .....1945 |
| 9.03 | ..... Eddie LeBaron | .....1957 |
| 8.47 | ..... Mark Rypien   | .....1991 |

## Highest Average Gain, Rookie, Season

|      |                          |           |
|------|--------------------------|-----------|
| 8.14 | ..... Robert Griffin III | .....2012 |
| 7.22 | ..... Al Dorow           | .....1954 |

## Highest Average Gain, Game (20 att.)

|        |   |               |
|--------|---|---------------|
| 18.58* | ..... Sammy Baugh vs Yanks (24 att-446 yds) | .....10/31/48 |
|--------|---|---------------|

## PASSING - TOUCHDOWNS

### Most Seasons Leading League, Touchdowns, Passing

|   |                      |                |
|---|----------------------|----------------|
| 2 | ..... Sammy Baugh    | ..... 1940, 47 |
| 2 | ..... Frank Filchock | ..... 1939, 44 |

### Most Seasons Leading Team

|    |                       |                             |
|----|-----------------------|-----------------------------|
| 13 | ..... Sammy Baugh     | ..... 1937-38, 40-43, 45-51 |
| 8  | ..... Joe Theismann   | ..... 1978-85               |
| 8  | ..... Sonny Jurgensen | ..... 1964-70, 74           |

### Most Consecutive Seasons Leading Team

|   |                       |               |
|---|-----------------------|---------------|
| 8 | ..... Joe Theismann   | ..... 1978-85 |
| 7 | ..... Sonny Jurgensen | ..... 1964-70 |
| 7 | ..... Sammy Baugh     | ..... 1945-51 |

### Most Touchdown Passes, Career

|     |                       |               |
|-----|-----------------------|---------------|
| 187 | ..... Sammy Baugh     | ..... 1937-52 |
| 179 | ..... Sonny Jurgensen | ..... 1964-74 |
| 160 | ..... Joe Theismann   | ..... 1974-85 |

### Most Touchdown Passes, Season

|    |                       |            |
|----|-----------------------|------------|
| 31 | ..... Sonny Jurgensen | ..... 1967 |
| 29 | ..... Joe Theismann   | ..... 1983 |
| 28 | ..... Mark Rypien     | ..... 1991 |
| 28 | ..... Sonny Jurgensen | ..... 1966 |

### Most Touchdown Passes, Rookie, Season

|    |                          |            |
|----|--------------------------|------------|
| 20 | ..... Robert Griffin III | ..... 2012 |
| 14 | ..... Eddie LeBaron      | ..... 1952 |
| 11 | ..... Norm Snead         | ..... 1961 |

### Most Touchdown Passes, Game

|   |                                |                |
|---|--------------------------------|----------------|
| 6 | ..... Mark Rypien vs Falcons   | ..... 11/10/91 |
| 6 | ..... Sammy Baugh vs Cardinals | ..... 11/23/47 |
| 6 | ..... Sammy Baugh vs Dodgers   | ..... 10/31/43 |

### Most Games, Four or More Touchdown Passes, Career

|   |                       |               |
|---|-----------------------|---------------|
| 9 | ..... Sonny Jurgensen | ..... 1964-74 |
| 5 | ..... Mark Rypien     | ..... 1988-93 |

### Most Games, Four or More Touchdown Passes, Season

|   |                       |                |
|---|-----------------------|----------------|
| 3 | ..... Sonny Jurgensen | ..... 1964, 67 |
|---|-----------------------|----------------|

### Most Consecutive Games, Touchdown Passes

|    |                       |               |
|----|-----------------------|---------------|
| 23 | ..... Sonny Jurgensen | ..... 1966-68 |
| 15 | ..... Joe Theismann   | ..... 1982-83 |

## PASSING - HAD INTERCEPTED

### Most Consecutive Passes Attempted, No Interceptions

|     |                      |               |
|-----|----------------------|---------------|
| 271 | ..... Jason Campbell | ..... 2007-08 |
| 162 | ..... Joe Theismann  | ..... 1983    |
| 146 | ..... Brad Johnson   | ..... 1999    |

### Most Passes Had Intercepted, Career

|     |                       |               |
|-----|-----------------------|---------------|
| 203 | ..... Sammy Baugh     | ..... 1937-52 |
| 138 | ..... Joe Theismann   | ..... 1974-85 |
| 116 | ..... Sonny Jurgensen | ..... 1964-74 |

### Most Passes Had Intercepted, Season

|    |                     |            |
|----|---------------------|------------|
| 27 | ..... Norm Snead    | ..... 1963 |
| 23 | ..... Sammy Baugh   | ..... 1948 |
| 22 | ..... Jay Schroeder | ..... 1986 |
| 22 | ..... Norm Snead    | ..... 1962 |
| 22 | ..... Norm Snead    | ..... 1961 |

### Most Passes Had Intercepted, Game

|   |                               |                |
|---|-------------------------------|----------------|
| 6 | ..... Jay Schroeder vs Giants | ..... 12/07/86 |
| 6 | ..... Sammy Baugh vs Giants   | ..... 11/11/51 |

### Most Attempts, No Interceptions, Game

|    |                               |                |
|----|-------------------------------|----------------|
| 50 | ..... Doug Williams vs Giants | ..... 09/05/88 |
|----|-------------------------------|----------------|

### Most Seasons Leading League, Lowest Percentage, Passes Had Intercepted

|    |                   |                           |
|----|-------------------|---------------------------|
| 5* | ..... Sammy Baugh | ..... 1940, 42, 44-45, 47 |
|----|-------------------|---------------------------|

### Lowest Percentage, Passes Had Intercepted, Career (min. 1,000 att.)

|     |                      |               |
|-----|----------------------|---------------|
| 2.3 | ..... Jason Campbell | ..... 2005-09 |
| 3.4 | ..... Mark Rypien    | ..... 1987-93 |
| 3.6 | ..... Jay Schroeder  | ..... 1984-87 |
| 3.8 | ..... Joe Theismann  | ..... 1974-85 |

### Lowest Percentage, Passes Had Intercepted, Season (min. 150 att.)

|      |                                  |            |
|------|----------------------------------|------------|
| 1.19 | ..... Jason Campbell (6-506)     | ..... 2008 |
| 1.27 | ..... Robert Griffin III (5-393) | ..... 2012 |
| 1.54 | ..... Mark Brunell (4-250)       | ..... 2006 |

### Lowest Pct. Of Passes Had Intercepted, Rookie, Season

|     |                          |            |
|-----|--------------------------|------------|
| 1.3 | ..... Robert Griffin III | ..... 2012 |
| 3.5 | ..... Patrick Ramsey     | ..... 2002 |
| 4.2 | ..... Sammy Baugh        | ..... 1937 |

## PASSING - TIMES SACKED

### Most Times Sacked, Career

|     |                       |               |
|-----|-----------------------|---------------|
| 340 | ..... Joe Theismann   | ..... 1974-85 |
| 160 | ..... Sonny Jurgensen | ..... 1964-74 |
| 117 | ..... Billy Kilmer    | ..... 1971-78 |

### Most Times Sacked, Season

|    |                      |            |
|----|----------------------|------------|
| 49 | ..... Trent Green    | ..... 1998 |
| 48 | ..... Joe Theismann  | ..... 1984 |
| 43 | ..... Jason Campbell | ..... 2009 |

### Most Times Sacked, Game

|    |                                  |                |
|----|----------------------------------|----------------|
| 10 | ..... John Beck at Bills         | ..... 10/30/11 |
| 9  | ..... Joe Theismann vs Cardinals | ..... 11/19/78 |



# INDIVIDUAL RECORDS

## PASS RECEPTIONS

### Most Seasons Leading League, Receptions

2..... Charley Taylor ..... 1966-67

### Most Seasons Leading Team, Receptions

8..... Charley Taylor ..... 1966-69, 72-75  
 6..... Santana Moss ..... 2005-10  
 6..... Art Monk ..... 1980, 82, 84-85, 89,91  
 6..... Hugh Taylor ..... 1949-54

### Most Consecutive Seasons Leading Team, Receptions

6..... Santana Moss ..... 2005-10  
 6..... Hugh Taylor ..... 1949-54  
 4..... Charley Taylor ..... 1972-75  
 4..... Charley Taylor ..... 1966-69  
 4..... Bobby Mitchell ..... 1962-65

### Most Pass Receptions, Career

888 ..... Art Monk ..... 1980-93  
 649 ..... Charley Taylor ..... 1964-77  
 571 ..... Santana Moss ..... 2005-13

### Most Seasons, 50 or More Pass Receptions

9..... Art Monk ..... 1980-81, 84-86, 88-91  
 7..... Charley Taylor ..... 1964, 66-67, 69, 73-75  
 6..... Santana Moss ..... 2005-10  
 6..... Bobby Mitchell ..... 1962-67

### Most Pass Receptions, Season

113 ..... Pierre Garçon ..... 2013  
 106 ..... Art Monk ..... 1984  
 93..... Santana Moss ..... 2010

### Most Pass Receptions, Rookie, Season

72..... Gary Clark ..... 1985  
 58..... Art Monk ..... 1980  
 53..... Charley Taylor ..... 1964

### Most Pass Receptions, Game

14..... Roy Helu, Jr. vs 49ers (105 yds) ..... 11/06/11  
 13..... Art Monk vs Lions (168 yds) ..... 11/04/90  
 13..... Kelvin Bryant vs Giants (130 yds) ..... 12/07/86  
 13..... Art Monk vs Bengals (230 yds) ..... 12/15/85

### Most Consecutive Games, Pass Receptions

164 ..... Art Monk ..... 1983-93

## RECEIVING - YARDS GAINED

### Most Seasons Leading League, Yards Gained, Receiving

2..... Bobby Mitchell ..... 1962-63

### Most Consecutive Seasons Leading League, Yards Gained, Receiving

2..... Bobby Mitchell ..... 1962-63

### Most Seasons Leading Team, Yards Gained, Receiving

8..... Charley Taylor ..... 1966-69, 72-75  
 6..... Santana Moss ..... 2005-10  
 6..... Gary Clark ..... 1986-87, 89-92  
 6..... Hugh Taylor ..... 1949-54

### Most Consecutive Seasons Leading Team, Yards Gained, Receiving

6..... Santana Moss ..... 2005-10  
 6..... Hugh Taylor ..... 1949-54  
 4..... Gary Clark ..... 1989-92  
 4..... Charley Taylor ..... 1966-69  
 4..... Bobby Mitchell ..... 1962-65

### Most Yards Gained, Pass Receiving, Career

12,026 ..... Art Monk ..... 1980-93  
 9,110 ..... Charley Taylor ..... 1964-77  
 8,742 ..... Gary Clark ..... 1985-92

### Most Seasons, 1,000 or More Yards, Pass Receiving

5..... Art Monk ..... 1984-86, 89, 91  
 5..... Gary Clark ..... 1986-87, 89-91  
 3..... Santana Moss ..... 2005, 08, 10  
 3 ..... Henry Ellard ..... 1994-96

### Most Yards Gained, Pass Receiving, Season

1,483 ..... Santana Moss ..... 2005  
 1,436 ..... Bobby Mitchell ..... 1963  
 1,397 ..... Henry Ellard ..... 1994

### Most Yards Gained, Pass Receiving, Rookie, Season

926 ..... Gary Clark ..... 1985  
 814 ..... Charley Taylor ..... 1964  
 797 ..... Art Monk ..... 1980

### Most Yards Gained, Pass Receiving, Game

255 ..... Anthony Allen vs Cardinals (7 rec) ..... 10/04/87  
 241 ..... Gary Clark vs Giants (11) ..... 10/27/86  
 230 ..... Art Monk vs Bengals (13) ..... 12/15/85

### Most Games, 100 or More Yards Pass Receiving, Career

36..... Art Monk ..... 1980-93  
 28..... Gary Clark ..... 1985-92  
 23..... Charley Taylor ..... 1964-77  
 23..... Bobby Mitchell ..... 1962-68

### Most Games, 100 or More Yards Pass Receiving, Season

7..... Bobby Mitchell ..... 1962  
 6..... Art Monk ..... 1985  
 6..... Art Monk ..... 1984  
 6..... Bobby Mitchell ..... 1963

### Most Consecutive Games, 100 or More Yards Pass Receiving

3..... Art Monk (weeks 9-11) ..... 1985  
 3..... Art Monk (weeks 13-15) ..... 1985

### Longest Pass Reception (all TDs)

99\* ..... Gerry Allen (from Jurgensen) vs Bears ..... 09/15/68  
 99\* ..... Bobby Mitchell (from Izo) vs Browns ..... 09/15/63  
 99\* ..... Andy Farkas (from Filchock) vs Steelers ..... 10/15/39

## RECEIVING - AVERAGE GAIN

### Highest Average Gain, Career (min. 200 rec.)

19.24 ..... Hugh Taylor ..... 1947-54  
 18.19 ..... Henry Ellard ..... 1994-98  
 16.52 ..... Bobby Mitchell ..... 1962-68

# INDIVIDUAL RECORDS

## Highest Average Gain, Season (min. 24 rec.)

|       |                    |           |
|-------|--------------------|-----------|
| 23.44 | .....Hugh Taylor   | .....1952 |
| 21.56 | .....Charlie Brown | .....1982 |
| 21.36 | .....Hugh Taylor   | .....1950 |

## Highest Average Gain, Game (min. 3 rec.)

|       |                                       |               |
|-------|---------------------------------------|---------------|
| 50.75 | .....Gary Clark vs Falcons (4/208)    | .....11/10/91 |
| 49.33 | .....Charley Taylor vs Rams (3/148)   | .....10/22/67 |
| 48.33 | .....Andy Farkas vs Cardinals (3/145) | .....11/19/39 |

## RECEIVING - TOUCHDOWNS

### Most Seasons Leading Team

|   |                     |                          |
|---|---------------------|--------------------------|
| 7 | .....Gary Clark     | .....1985-87, 89-92      |
| 7 | .....Hugh Taylor    | .....1947, 49-54         |
| 5 | .....Santana Moss   | .....2005-06, 08, 10, 12 |
| 5 | .....Charley Taylor | .....1969, 71-74         |

### Most Consecutive Seasons Leading Team

|   |                     |              |
|---|---------------------|--------------|
| 6 | .....Hugh Taylor    | .....1949-54 |
| 4 | .....Gary Clark     | .....1989-92 |
| 4 | .....Charley Taylor | .....1971-74 |
| 4 | .....Bobby Mitchell | .....1962-65 |

### Most Touchdowns, Career

|    |                     |              |
|----|---------------------|--------------|
| 79 | .....Charley Taylor | .....1964-77 |
| 65 | .....Art Monk       | .....1980-93 |
| 60 | .....Jerry Smith    | .....1965-77 |

### Most Touchdowns, Season

|    |                     |           |
|----|---------------------|-----------|
| 12 | .....Ricky Sanders  | .....1988 |
| 12 | .....Jerry Smith    | .....1967 |
| 12 | .....Charley Taylor | .....1966 |
| 12 | .....Hugh Taylor    | .....1952 |

### Most Touchdowns, Rookie, Season

|   |                    |           |
|---|--------------------|-----------|
| 8 | .....Charlie Brown | .....1982 |
| 6 | .....Chris Cooley  | .....2004 |
| 6 | .....Hugh Taylor   | .....1947 |

### Most Touchdowns, Game

|   |                                     |               |
|---|-------------------------------------|---------------|
| 3 | .....Santana Moss vs Jaguars        | .....10/01/06 |
| 3 | .....Santana Moss vs Giants         | .....12/24/05 |
| 3 | .....Chris Cooley vs Cowboys        | .....12/18/05 |
| 3 | .....Albert Connell vs Jaguars      | .....10/22/00 |
| 3 | .....Michael Westbrook vs Cardinals | .....11/22/98 |
| 3 | .....Gary Clark vs Falcons          | .....11/10/91 |
| 3 | .....Anthony Allen vs Cardinals     | .....10/04/87 |
| 3 | .....Art Monk vs Colts              | .....10/07/84 |
| 3 | .....Alvin Garrett vs Lions         | .....01/08/83 |
| 3 | .....Jean Fugett vs 49ers           | .....12/07/76 |
| 3 | .....Larry Brown vs Eagles          | .....12/16/73 |
| 3 | .....Jerry Smith vs Cowboys         | .....11/16/69 |
| 3 | .....Pat Richter vs Bears           | .....09/15/68 |
| 3 | .....Jerry Smith vs Rams            | .....10/22/67 |
| 3 | .....Hugh Taylor vs Cardinals       | .....12/12/54 |
| 3 | .....Hugh Taylor vs Giants          | .....12/07/52 |
| 3 | .....Hugh Taylor vs Cardinals       | .....10/22/50 |
| 3 | .....Hugh Taylor vs Colts           | .....09/17/50 |
| 3 | .....Hal Crisler vs Bulldogs        | .....10/16/49 |
| 3 | .....Hugh Taylor vs Eagles          | .....09/28/47 |

## Most Consecutive Games, Receiving Touchdown

|   |                     |                                  |
|---|---------------------|----------------------------------|
| 6 | .....Santana Moss   | .....2007-08 (includes playoffs) |
| 6 | .....Bobby Mitchell | .....1964                        |
| 5 | .....Charlie Brown  | .....1982                        |

## YARDS FROM SCRIMMAGE

### Most Scrimmage Yards, Career

|        |                     |              |
|--------|---------------------|--------------|
| 12,358 | .....Art Monk       | .....1980-93 |
| 10,628 | .....Charley Taylor | .....1964-77 |
| 8,796  | .....Gary Clark     | .....1985-92 |

### Most Scrimmage Yards, Season

|       |                     |           |
|-------|---------------------|-----------|
| 1,732 | .....Clinton Portis | .....2005 |
| 1,705 | .....Clinton Portis | .....2008 |
| 1,690 | .....Alfred Morris  | .....2012 |

### Most Scrimmage Yards, Rookie, Season

|       |                     |           |
|-------|---------------------|-----------|
| 1,690 | .....Alfred Morris  | .....2012 |
| 1,569 | .....Charley Taylor | .....1964 |
| 1,402 | .....Mike Thomas    | .....1975 |

### Most Scrimmage Yards, Game

|     |                            |               |
|-----|----------------------------|---------------|
| 255 | .....Larry Brown vs Eagles | .....12/16/73 |
|-----|----------------------------|---------------|

## INTERCEPTIONS BY

### Most Seasons Leading League, Interceptions By

|   |                    |           |
|---|--------------------|-----------|
| 1 | .....Barry Wilburn | .....1987 |
| 1 | .....Mark Murphy   | .....1983 |
| 1 | .....Paul Krause   | .....1964 |
| 1 | .....Dan Sandifer  | .....1948 |
| 1 | .....Sammy Baugh   | .....1943 |

### Most Seasons Leading Team, Interceptions By

|   |                       |                                     |
|---|-----------------------|-------------------------------------|
| 4 | .....Sammy Baugh      | .....1941-43                        |
| 3 | .....Multiple players | .....(Last: DeAngelo Hall, 2009-11) |

### Most Consecutive Seasons Leading Team, Interceptions By

|   |                    |              |
|---|--------------------|--------------|
| 3 | .....DeAngelo Hall | .....2009-11 |
| 3 | .....Fred Smoot    | .....2001-03 |
| 3 | .....Norb Hecker   | .....1955-57 |
| 3 | .....Sammy Baugh   | .....1941-43 |

### Most Seasons Leading Team

|   |                    |                   |
|---|--------------------|-------------------|
| 4 | .....DeAngelo Hall | .....2009-11, 13  |
| 3 | .....Fred Smoot    | .....2001-03      |
| 3 | .....Darrell Green | .....1986, 91, 98 |
| 3 | .....Tom Carter    | .....1993, 95-96  |
| 3 | .....Vernon Dean   | .....1982, 84-85  |
| 3 | .....Ken Houston   | .....1973, 75, 77 |
| 3 | .....Brig Owens    | .....1966, 68, 70 |
| 3 | .....Paul Krause   | .....1964-65, 67  |
| 3 | .....Norb Hecker   | .....1955-57      |
| 3 | .....Sammy Baugh   | .....1942-43, 45  |

### Most Consecutive Seasons Leading Team

|   |                    |              |
|---|--------------------|--------------|
| 3 | .....DeAngelo Hall | .....2009-11 |
| 3 | .....Fred Smoot    | .....2001-03 |
| 3 | .....Norb Hecker   | .....1955-57 |

# INDIVIDUAL RECORDS

## Most Interceptions By, Career

|         |                    |           |
|---------|--------------------|-----------|
| 54..... | Darrell Green..... | 1983-2002 |
| 36..... | Brig Owens.....    | 1966-72   |
| 31..... | Sammy Baugh.....   | 1937-52   |

## Most Interceptions By, Season

|         |                   |      |
|---------|-------------------|------|
| 13..... | Dan Sandifer..... | 1948 |
| 12..... | Paul Krause.....  | 1964 |
| 11..... | Sammy Baugh.....  | 1943 |

## Most Interceptions By, Rookie, Season

|         |                   |      |
|---------|-------------------|------|
| 13..... | Dan Sandifer..... | 1948 |
| 12..... | Paul Krause.....  | 1964 |
| 7.....  | Brig Owens.....   | 1966 |
| 7.....  | Jim Kerr.....     | 1961 |

## Most Interceptions By, Game

|    |                              |          |
|----|------------------------------|----------|
| 4* | DeAngelo Hall vs. Bears..... | 10/24/10 |
| 4* | Dan Sandifer vs Yanks.....   | 10/31/48 |
| 4* | Sammy Baugh vs Lions.....    | 11/14/43 |

## Most Consecutive Games, Passes Intercepted By

|        |                    |         |
|--------|--------------------|---------|
| 7..... | Paul Krause.....   | 1964    |
| 6..... | Barry Wilburn..... | 1987    |
| 6..... | Lemar Parrish..... | 1978-79 |

## INTERCEPTIONS - YARDS GAINED

### Most Yards Gained, Career

|          |                    |           |
|----------|--------------------|-----------|
| 686..... | Brig Owens.....    | 1966-72   |
| 631..... | Darrell Green..... | 1983-2002 |
| 491..... | Sammy Baugh.....   | 1937-52   |

### Most Yards Gained, Season

|          |                      |      |
|----------|----------------------|------|
| 258..... | Dan Sandifer.....    | 1948 |
| 168..... | George Cheverko..... | 1948 |
| 165..... | Brig Owens.....      | 1966 |

### Most Yards Gained, Rookie, Season

|          |                   |      |
|----------|-------------------|------|
| 258..... | Dan Sandifer..... | 1948 |
| 165..... | Brig Owens.....   | 1966 |
| 140..... | Paul Krause.....  | 1964 |

### Most Yards Gained, Game

|          |                                |          |
|----------|--------------------------------|----------|
| 110..... | Jim Steffen vs Cowboys.....    | 09/29/63 |
| 103..... | Brad Edwards vs Cardinals..... | 11/29/92 |
| 100..... | Barry Wilburn vs Vikings.....  | 12/26/87 |

### Longest Return (All TDs)

|          |                                  |          |
|----------|----------------------------------|----------|
| 100..... | Barry Wilburn vs Vikings.....    | 12/26/87 |
| 93.....  | Dick Poillon vs Eagles.....      | 11/21/48 |
| 92.....  | DeAngelo Hall vs. Bears.....     | 10/24/10 |
| 92.....  | Andre Collins vs Buccaneers..... | 12/04/94 |

## INTERCEPTIONS - TOUCHDOWNS

### Most Touchdowns, Career

|        |                    |           |
|--------|--------------------|-----------|
| 6..... | Darrell Green..... | 1983-2002 |
| 3..... | DeAngelo Hall..... | 2008-13   |
| 3..... | Monte Coleman..... | 1974-94   |
| 3..... | Andre Collins..... | 1990-94   |
| 3..... | Brig Owens.....    | 1966-77   |

|        |                |         |
|--------|----------------|---------|
| 3..... | Mike Bass..... | 1969-75 |
|--------|----------------|---------|

### Most Touchdowns, Season

|        |                    |      |
|--------|--------------------|------|
| 2..... | DeAngelo Hall..... | 2013 |
| 2..... | Andre Collins..... | 1994 |
| 2..... | Vernon Dean.....   | 1984 |
| 2..... | Dale Hackbart..... | 1961 |
| 2..... | Dan Sandifer.....  | 1948 |
| 2..... | Pug Rentner.....   | 1936 |

### Most Touchdowns, Rookie, Season

|        |                   |      |
|--------|-------------------|------|
| 2..... | Dan Sandifer..... | 1948 |
|--------|-------------------|------|

### Most Touchdowns, Game

|    |                            |          |
|----|----------------------------|----------|
| 2* | Dan Sandifer vs Yanks..... | 10/31/48 |
|----|----------------------------|----------|

## PUNTING

### Most Punts, Career

|          |                  |         |
|----------|------------------|---------|
| 896..... | Mike Bragg.....  | 1968-79 |
| 388..... | Matt Turk.....   | 1995-99 |
| 338..... | Pat Richter..... | 1963-70 |
| 338..... | Sammy Baugh..... | 1937-52 |

### Most Punts, Season

|          |                 |      |
|----------|-----------------|------|
| 103..... | Tom Tupa.....   | 2004 |
| 103..... | Mike Bragg..... | 1978 |
| 93.....  | Matt Turk.....  | 1998 |

### Most Punts, Rookie, Season

|         |                  |      |
|---------|------------------|------|
| 76..... | Mike Bragg.....  | 1968 |
| 74..... | Matt Turk.....   | 1995 |
| 54..... | Doug Elmore..... | 1962 |

### Most Punts, Game

|         |                            |          |
|---------|----------------------------|----------|
| 14..... | Sammy Baugh vs Eagles..... | 11/05/39 |
|---------|----------------------------|----------|

### Longest Punt

|         |                            |          |
|---------|----------------------------|----------|
| 85..... | Sammy Baugh vs Eagles..... | 12/01/40 |
| 81..... | Sammy Baugh vs Lions.....  | 11/14/43 |
| 77..... | Steve Cox vs Bills.....    | 11/01/87 |

## PUNTING - AVERAGE YARDAGE

### Highest Average, Punting, Career (min. 250 punts)

|            |                  |         |
|------------|------------------|---------|
| 45.10..... | Sammy Baugh..... | 1937-52 |
| 43.77..... | Matt Turk.....   | 1995-99 |
| 41.96..... | Pat Richter..... | 1963-70 |

### Highest Average, Punting, Season (min. 30 punts)

|             |                  |      |
|-------------|------------------|------|
| 51.40*..... | Sammy Baugh..... | 1940 |
| 48.73.....  | Sammy Baugh..... | 1941 |
| 48.24.....  | Sammy Baugh..... | 1942 |

### Highest Avg., Punting, Rookie, Season

|            |                    |      |
|------------|--------------------|------|
| 43.26..... | Mike Bragg.....    | 1968 |
| 42.43..... | Matt Turk.....     | 1995 |
| 42.16..... | Eddie LeBaron..... | 1952 |

### Highest Average, Punting, Game (min. 4 punts)

|            |                                   |          |
|------------|-----------------------------------|----------|
| 59.40..... | Sammy Baugh vs Lions (5-297)..... | 10/27/40 |
|------------|-----------------------------------|----------|

# INDIVIDUAL RECORDS

## PUNTING - NET YARDAGE

Since 1976

### Highest Net Average, Punting, Career (min. 250 att.)

38.3 .....Matt Turk..... 1995-99

### Highest Net Average, Punting, Season

39.2 .....Matt Turk..... 1997  
 39.2 .....Matt Turk..... 1996  
 39.0 .....Sav Rocca..... 2011  
 39.0 .....Matt Turk..... 1998

### Highest Net Punting Average, Rookie, Season

37.7 .....Matt Turk..... 1995  
 33.3 .....Jeff Hayes..... 1982

### Highest Net Average, Punting, Game (min. 4 att.)

49.8 .....Matt Turk vs Broncos.....09/27/98  
 48.0 .....Reggie Roby vs Buccaneers..... 12/04/94  
 47.5 .....Reggie Roby vs Dolphins ..... 10/04/93

## PUNTING - HAD BLOCKED

### Most Punts Had Blocked, Career

8.....Mike Bragg..... 1968-79  
 7.....Sammy Baugh..... 1937-52  
 4.....Kelly Goodburn..... 1990-93

### Most Punts Had Blocked, Season

3.....Kelly Goodburn..... 1991  
 3.....Sammy Baugh..... 1943

## PUNTING - INSIDE 20

Since 1976

### Most Punts Inside the 20, Career

134 .....Matt Turk..... 1995-99  
 79.....Mike Bragg (stat not tracked until 1976) ..... 1968-79  
 76.....Sav Rocca..... 2011-13

### Most Punts Inside the 20, Season

33.....Matt Turk..... 1998  
 32.....Matt Turk..... 1997  
 30.....Tom Tupa ..... 2004

### Most Punts Inside the 20, Game

5.....Multiple times..... (Last: Hunter Smith, 10/10/10)

## PUNT RETURNS

### Most Seasons Leading League, Punt Returns

1.....Eddie Brown ..... 1977  
 1.....Larry Jones ..... 1975  
 1.....Steve Bagarus ..... 1945  
 1.....Andy Farkas ..... 1943

### Most Seasons Leading Team (all consecutive)

9.....Brian Mitchell..... 1991-99

### Most Punt Returns, Career

317 .....Brian Mitchell..... 1990-99  
 212 .....Mike Nelms..... 1980-84  
 129 .....Antwaan Randle El ..... 2006-09

### Most Punt Returns, Season

57.....Eddie Brown ..... 1977  
 53.....Larry Jones ..... 1975  
 49.....Mike Nelms..... 1984

### Most Punt Returns, Rookie, Season

48.....Mike Nelms..... 1980  
 42.....Tony Green..... 1978  
 38.....Brandon Banks ..... 2010

### Most Punt Returns, Game

11\* .....Eddie Brown vs Buccaneers.....10/09/77  
 10.....Mike Nelms vs Saints..... 12/26/82  
 9.....Mike Nelms vs Cardinals ..... 12/21/80

## FAIR CATCHES

### Most Fair Catches, Career

151 .....Brian Mitchell..... 1990-99

### Most Fair Catches, Season

24.....Brian Mitchell ..... 1994  
 23.....Brian Mitchell ..... 1997  
 21 .....Antwaan Randle El ..... 2008  
 21.....Brian Mitchell ..... 1991

### Most Fair Catches, Game

5.....Antwaan Randle El vs Steelers .....11/03/08  
 5.....Brian Mitchell vs Cardinals .....09/14/97

## PUNT RETURNS - YARDS GAINED

### Most Seasons Leading League, Yards Gained, Punt Returns

1.....Eddie Brown ..... 1976  
 1.....Bert Zagers ..... 1957  
 1.....Andy Farkas ..... 1943

### Most Seasons Leading Team, Yards Gained, Punt Returns

9.....Brian Mitchell ..... 1991-99  
 5.....Mike Nelms ..... 1980-84  
 5.....Rickie Harris ..... 1965-69  
 5.....Dick James..... 1959-63

### Most Yards Gained, Punt Returns, Career

3,476 .....Brian Mitchell ..... 1990-99  
 1,948 .....Mike Nelms..... 1980-84  
 1,150 .....Eddie Brown ..... 1975-77

### Most Yards Gained, Punt Returns, Season

646 .....Eddie Brown ..... 1976  
 600 .....Brian Mitchell ..... 1991  
 506 .....Brian Mitchell ..... 1998

### Most Yards Gained, Punt Returns, Rookie, Season

487 .....Mike Nelms..... 1980  
 443 .....Tony Green..... 1978  
 431 .....Brandon Banks ..... 2010

# INDIVIDUAL RECORDS

## Most Yards Gained, Punt Returns, Game

|     |                                   |               |
|-----|-----------------------------------|---------------|
| 146 | .....Rickie Harris vs Steelers    | .....11/21/65 |
| 142 | .....Ted Wilson vs Giants         | .....10/11/87 |
| 118 | .....Derrick Shepard vs Cardinals | .....10/04/87 |

## Longest Punt Return (All TDs)

|    |                              |               |
|----|------------------------------|---------------|
| 96 | .....Bill Dudley vs Steelers | .....12/03/50 |
| 90 | .....Jacquez Green vs Eagles | .....09/16/02 |
| 89 | .....Eric Metcalf vs Giants  | .....10/28/01 |

## PUNT RETURNS - AVG. YARDAGE

### Highest Average, Career (min. 40 returns)

|       |                      |              |
|-------|----------------------|--------------|
| 13.20 | .....Dick Todd       | .....1939-48 |
| 12.81 | .....Johnny Williams | .....1952-53 |
| 12.11 | .....Andy Farkas     | .....1938-44 |

### Highest Average, Season (min. 20 returns)

|       |                      |           |
|-------|----------------------|-----------|
| 15.25 | .....Johnny Williams | .....1952 |
| 14.12 | .....Brian Mitchell  | .....1994 |
| 13.46 | .....Eddie Brown     | .....1976 |

### Highest Average, Rookie, Season

|       |                      |           |
|-------|----------------------|-----------|
| 15.25 | .....Johnny Williams | .....1952 |
| 12.16 | .....Rickie Harris   | .....1965 |
| 11.95 | .....Steve Bagarus   | .....1945 |

### Highest Average, Game

|      |                                   |               |
|------|-----------------------------------|---------------|
| 39.3 | .....Derrick Shepard vs Cardinals | .....10/04/97 |
| 34.0 | .....Pervis Atkins vs Eagles      | .....11/01/64 |
| 33.3 | .....Brian Mitchell vs Giants     | .....11/01/92 |

## PUNT RETURNS - TOUCHDOWNS

### Most Touchdowns, Punt Returns, Career

|   |                     |              |
|---|---------------------|--------------|
| 7 | .....Brian Mitchell | .....1990-99 |
| 3 | .....Rickie Harris  | .....1965-70 |
| 3 | .....Dick Todd      | .....1939-48 |

### Most Touchdowns, Punt Returns, Season

|   |                     |           |
|---|---------------------|-----------|
| 2 | .....Brian Mitchell | .....1994 |
| 2 | .....Brian Mitchell | .....1991 |
| 2 | .....Mike Nelms     | .....1981 |
| 2 | .....Bert Zagers    | .....1957 |
| 2 | .....John Williams  | .....1952 |

### Most Touchdowns, Punt Returns, Rookie, Season

|   |                    |                                   |
|---|--------------------|-----------------------------------|
| 2 | .....John Williams | .....1952                         |
| 1 | .....Five players  | .....(Last: Desmond Howard, 1992) |

### Most Touchdowns, Punt Returns, Game

|   |                     |  |
|---|---------------------|--|
| 1 | .....Multiple times | .....(Last: Santana Moss vs Lions, 10/26/08) |
|---|---------------------|--|

## KICKOFF RETURNS

### Most Seasons Leading League, Kick Returns

|   |                    |               |
|---|--------------------|---------------|
| 2 | .....Eddie Saenz   | .....1947, 49 |
| 2 | .....Dan Sandifer  | .....1948-49  |
| 1 | .....Brandon Banks | .....2011     |
| 1 | .....Larry Jones   | .....1975     |

### Most Consecutive Seasons Leading League, Kick Returns

|   |                   |              |
|---|-------------------|--------------|
| 2 | .....Dan Sandifer | .....1948-49 |
|---|-------------------|--------------|

### Most Seasons Leading Team

|   |                     |              |
|---|---------------------|--------------|
| 9 | .....Brian Mitchell | .....1991-99 |
| 5 | .....Mike Nelms     | .....1980-84 |
| 5 | .....Dick James     | .....1959-63 |

### Most Kickoff Returns, Career

|     |                      |              |
|-----|----------------------|--------------|
| 421 | .....Brian Mitchell  | .....1990-99 |
| 222 | .....Rock Cartwright | .....2002-09 |
| 175 | .....Mike Nelms      | .....1980-84 |

### Most Kickoff Returns, Season

|    |                      |           |
|----|----------------------|-----------|
| 64 | .....Rock Cartwright | .....2006 |
| 59 | .....Brian Mitchell  | .....1998 |
| 58 | .....Brian Mitchell  | .....1994 |

### Most Kickoff Returns, Rookie, Season

|    |                    |           |
|----|--------------------|-----------|
| 46 | .....Brandon Banks | .....2010 |
| 38 | .....Mike Nelms    | .....1980 |
| 34 | .....Tony Green    | .....1978 |

### Most Kickoff Returns, Game

|   |                                 |               |
|---|---------------------------------|---------------|
| 8 | .....Terry Metcalf vs Cardinals | .....09/20/81 |
|---|---------------------------------|---------------|

## KICK RETURNS - YARDS GAINED

### Most Yards Gained, Kickoff Returns Career

|       |                      |              |
|-------|----------------------|--------------|
| 9,586 | .....Brian Mitchell  | .....1990-99 |
| 5,332 | .....Rock Cartwright | .....2002-09 |
| 4,128 | .....Mike Nelms      | .....1980-84 |
| 3,949 | .....Dick James      | .....1956-63 |

### Most Yards Gained, Kickoff Returns Season

|       |                      |           |
|-------|----------------------|-----------|
| 1,541 | .....Rock Cartwright | .....2006 |
| 1,478 | .....Brian Mitchell  | .....1994 |
| 1,408 | .....Brian Mitchell  | .....1995 |

### Most Yards Gained, Kickoff Returns Rookie, Season

|       |                    |           |
|-------|--------------------|-----------|
| 1,155 | .....Brandon Banks | .....2010 |
| 870   | .....Tony Green    | .....1978 |
| 810   | .....Mike Nelms    | .....1980 |

### Most Yards Gained, Kickoff Returns Game

|     |                                 |               |
|-----|---------------------------------|---------------|
| 225 | .....Herb Mul-Key vs Cardinals  | .....09/23/73 |
| 213 | .....Brandon Banks vs Lions     | .....10/31/10 |
| 189 | .....Brian Mitchell vs Chargers | .....12/06/98 |

### Longest Kickoff Return (All TDs)

|     |                                 |               |
|-----|---------------------------------|---------------|
| 102 | .....Larry Jones vs Eagles      | .....11/24/74 |
| 101 | .....Brian Mitchell vs Chargers | .....12/06/98 |
| 100 | .....Rock Cartwright vs Dallas  | .....09/17/06 |

## KICK RETURNS - AVG. YARDAGE

### Most Seasons Leading League, Average Yardage, Kick Returns

|   |                  |           |
|---|------------------|-----------|
| 1 | .....Mike Nelms  | .....1981 |
| 1 | .....Eddie Saenz | .....1947 |

# INDIVIDUAL RECORDS

## Highest Average, Career (min. 40 returns)

|       |                     |              |
|-------|---------------------|--------------|
| 28.50 | .....Bobby Mitchell | .....1962-68 |
| 27.87 | .....Herb Mul-key   | .....1972-74 |
| 25.98 | .....Joe Scudero    | .....1954-58 |

## Highest Average, Season (min. 20 returns)

|       |                  |           |
|-------|------------------|-----------|
| 29.70 | .....Mike Nelms  | .....1981 |
| 29.38 | .....Dick James  | .....1961 |
| 29.22 | .....Larry Jones | .....1974 |

## Highest Average, Rookie, Season

|       |                   |           |
|-------|-------------------|-----------|
| 29.22 | .....Larry Jones  | .....1974 |
| 25.96 | .....Dale Atkeson | .....1954 |
| 25.59 | .....Tony Green   | .....1978 |

## KICK RETURNS - TOUCHDOWNS

### Most Touchdowns, Career

|   |                     |              |
|---|---------------------|--------------|
| 2 | .....Brian Mitchell | .....1990-99 |
| 2 | .....Bobby Mitchell | .....1962-68 |
| 2 | .....Eddie Saenz    | .....1946-51 |
| 2 | .....Andy Farkas    | .....1938-44 |

### Most Touchdowns, Season

|   |                  |           |
|---|------------------|-----------|
| 2 | .....Eddie Saenz | .....1947 |
|---|------------------|-----------|

### Most Touchdowns, Rookie, Season

|   |                     |                                  |
|---|---------------------|----------------------------------|
| 1 | .....Multiple times | .....(Last: Brandon Banks, 2010) |
|---|---------------------|----------------------------------|

### Most Touchdowns, Game

|   |                   |   |
|---|-------------------|---|
| 1 | .....Many players | .....(Last: Brandon Banks vs Lions, 10/31/10) |
|---|-------------------|---|

## COMBINED KICK/PUNT RETURNS

### Most Combined Kick/Punt Returns, Career

|     |                     |              |
|-----|---------------------|--------------|
| 738 | .....Brian Mitchell | .....1990-99 |
| 386 | .....Mike Nelms     | .....1980-84 |
| 253 | .....Dick James     | .....1956-63 |

### Most Combined Kick/Punt Returns, Season

|     |                     |           |
|-----|---------------------|-----------|
| 103 | .....Brian Mitchell | .....1998 |
| 100 | .....Larry Jones    | .....1975 |
| 91  | .....Mike Nelms     | .....1984 |
| 91  | .....Eddie Brown    | .....1977 |

### Most Combined Kick/Punt Returns, Game

|    |                                       |               |
|----|---------------------------------------|---------------|
| 12 | .....Eddie Brown vs Buccaneers (11/1) | .....10/09/77 |
| 12 | .....Larry Jones vs Cowboys (P-6/K-6) | .....12/13/75 |
| 11 | .....Brandon Banks vs. Lions (5/6)    | .....10/31/10 |
| 11 | .....Larry Jones vs Raiders (6/5)     | .....11/23/75 |

## COMBINED KICK RETURNS - YARDS

### Most Yards Returned, Career

|        |                     |              |
|--------|---------------------|--------------|
| 13,062 | .....Brian Mitchell | .....1990-99 |
| 6,076  | .....Mike Nelms     | .....1980-84 |
| 4,743  | .....Dick James     | .....1956-63 |

### Most Yards Returned, Season

|       |                     |           |
|-------|---------------------|-----------|
| 1,930 | .....Brian Mitchell | .....1994 |
| 1,843 | .....Brian Mitchell | .....1998 |
| 1,723 | .....Brian Mitchell | .....1995 |

## Most Yards Returned, Game

|     |                                 |               |
|-----|---------------------------------|---------------|
| 271 | .....Brandon Banks vs Lions     | .....10/31/10 |
| 240 | .....Brian Mitchell vs Broncos  | .....09/17/95 |
| 226 | .....Brian Mitchell vs Chargers | .....10/06/98 |

## COMBINED KICK RETURNS - TDs

### Most Touchdowns, Career

|   |                     |              |
|---|---------------------|--------------|
| 9 | .....Brian Mitchell | .....1990-99 |
| 3 | .....Rickie Harris  | .....1965-70 |
| 3 | .....Bert Zagers    | .....1955-58 |
| 3 | .....Dick Todd      | .....1939-48 |
| 3 | .....Andy Farkas    | .....1934-44 |

### Most Touchdowns, Season

|   |                     |           |
|---|---------------------|-----------|
| 2 | .....Brian Mitchell | .....1997 |
| 2 | .....Brian Mitchell | .....1994 |
| 2 | .....Brian Mitchell | .....1991 |
| 2 | .....Mike Nelms     | .....1981 |
| 2 | .....Tony Green     | .....1978 |
| 2 | .....Bert Zagers    | .....1957 |
| 2 | .....Joe Scudero    | .....1955 |
| 2 | .....John Williams  | .....1952 |
| 2 | .....Eddie Saenz    | .....1947 |

### Most Touchdowns, Game

|   |                     |   |
|---|---------------------|---|
| 1 | .....Multiple times | .....(Last: Brandon Banks vs Lions, 10/31/10) |
|---|---------------------|---|

## FUMBLES

### Most Fumbles, Career

|    |                    |              |
|----|--------------------|--------------|
| 47 | .....Sammy Baugh   | .....1937-52 |
| 42 | .....Mark Rypien   | .....1987-93 |
| 42 | .....Joe Theismann | .....1974-85 |

### Most Fumbles, Season

|    |                     |           |
|----|---------------------|-----------|
| 15 | .....Sammy Baugh    | .....1947 |
| 14 | .....Trent Green    | .....1998 |
| 14 | .....Mark Rypien    | .....1989 |
| 13 | .....Jason Campbell | .....2007 |

### Most Fumbles, Game

|   |                                |               |
|---|--------------------------------|---------------|
| 5 | .....Patrick Ramsey vs Packers | .....10/20/02 |
|---|--------------------------------|---------------|

## FUMBLES RECOVERED

### Most Fumbles Recovered, Career, Own and Opponents'

|    |                    |              |
|----|--------------------|--------------|
| 21 | .....Sammy Baugh   | .....1937-52 |
| 16 | .....Brad Dusek    | .....1974-81 |
| 15 | .....Monte Coleman | .....1979-94 |

### Most Fumbles Recovered, Season, Own and Opponents'

|   |                     |           |
|---|---------------------|-----------|
| 8 | .....Donovan McNabb | .....2010 |
| 7 | .....Sammy Baugh    | .....1947 |
| 6 | .....Joe Theismann  | .....1984 |

## OWN FUMBLES RECOVERED

### Most Own Fumbles Recovered, Career

|    |                     |              |
|----|---------------------|--------------|
| 18 | .....Sammy Baugh    | .....1937-52 |
| 16 | .....Charley Taylor | .....1964-77 |
| 14 | .....Joe Theismann  | .....1974-85 |

# INDIVIDUAL RECORDS

## Most Own Fumbles Recovered, Season

|        |                     |      |
|--------|---------------------|------|
| 8..... | Donovan McNabb..... | 2010 |
| 7..... | Sammy Baugh.....    | 1947 |
| 6..... | Joe Theismann.....  | 1984 |

## Most Own Fumbles Recovered, Game

|        |                   |  |
|--------|-------------------|--|
| 2..... | Many players..... |  |
|--------|-------------------|--|

## OPPONENTS' FUMBLES RECOVERED

### Most Opponents' Fumbles Recovered, Career

|         |                      |         |
|---------|----------------------|---------|
| 16..... | Brad Dusek.....      | 1974-81 |
| 16..... | Chris Hanburger..... | 1965-78 |
| 14..... | Monte Coleman.....   | 1979-94 |
| 14..... | Chris Hanburger..... | 1965-78 |
| 14..... | John Paluck.....     | 1956-65 |

### Most Opponents' Fumbles Recovered, Season

|        |                  |      |
|--------|------------------|------|
| 5..... | Ken Houston..... | 1973 |
| 5..... | Paul Krause..... | 1965 |
| 5..... | Bob Toneff.....  | 1959 |

### Most Opponents' Fumbles Recovered, Game

|        |                      |          |
|--------|----------------------|----------|
| 2..... | LaVar Arrington..... | 12/29/02 |
| 2..... | Shawn Barber.....    | 12/03/00 |
| 2..... | Pat Eilers.....      | 09/06/93 |
| 2..... | Danny Copeland.....  | 12/13/92 |

## YARDS RETURNING FUMBLES

### Longest Fumble Return (all TDs)

|         |                              |          |
|---------|------------------------------|----------|
| 78..... | Darrell Green vs Colts.....  | 10/07/93 |
| 76..... | John Paluck vs Giants.....   | 12/02/56 |
| 75..... | DeAngelo Hall vs Eagles..... | 09/09/13 |

## FUMBLE RETURN TOUCHDOWNS

### Most Touchdowns, Career

|        |                      |         |
|--------|----------------------|---------|
| 3..... | Chris Hanburger..... | 1965-78 |
| 3..... | Brad Dusek.....      | 1974-79 |

### Most Touchdowns, Season

|        |                     |   |
|--------|---------------------|---|
| 2..... | Harold McPhail..... | 1934                                      |
| 1..... | Multiple times..... | (Last: DeAngelo Hall vs Eagles, 09/09/13) |

## COMBINED NET YARDS GAINED

*Rushing, Receiving, Returns*

### Most Seasons Leading League, Net Yards Gained

|        |                     |             |
|--------|---------------------|-------------|
| 4..... | Brian Mitchell..... | 1994-96, 98 |
|--------|---------------------|-------------|

### Most Consecutive Seasons Leading League, Net Yards Gained

|        |                     |         |
|--------|---------------------|---------|
| 3..... | Brian Mitchell..... | 1994-96 |
|--------|---------------------|---------|

### Most Seasons Leading Team, Net Yards Gained

|        |                     |                  |
|--------|---------------------|------------------|
| 7..... | Brian Mitchell..... | 1993-99          |
| 6..... | Larry Brown.....    | 1969-74          |
| 4..... | Clinton Portis..... | 2004-05, 2007-08 |

### Most Consecutive Seasons Leading Team

|        |                     |         |
|--------|---------------------|---------|
| 7..... | Brian Mitchell..... | 1993-99 |
|--------|---------------------|---------|

|        |                  |         |
|--------|------------------|---------|
| 6..... | Larry Brown..... | 1969-74 |
|--------|------------------|---------|

## COMBINED NET YARDS - ATTEMPTS

### Most Attempts, Career

|            |                     |                |
|------------|---------------------|----------------|
| 2,109..... | John Riggins.....   | 1976-79, 81-85 |
| 1,834..... | Clinton Portis..... | 2004-10        |
| 1,768..... | Larry Brown.....    | 1969-76        |

### Most Attempts, Season

|          |                     |      |
|----------|---------------------|------|
| 384..... | Stephen Davis.....  | 2001 |
| 383..... | Clinton Portis..... | 2004 |
| 382..... | Clinton Portis..... | 2005 |

### Most Attempts, Game

|         |                                |          |
|---------|--------------------------------|----------|
| 45..... | Jamie Morris vs Bengals.....   | 12/17/88 |
| 41..... | Jamie Morris vs Eagles.....    | 11/12/89 |
| 39..... | Earnest Byner vs Patriots..... | 12/15/90 |

## COMBINED NET YARDS - YARDS

### Most Yards Gained, Career

|             |                     |         |
|-------------|---------------------|---------|
| 16,900..... | Brian Mitchell..... | 1990-99 |
| 12,358..... | Art Monk.....       | 1980-93 |
| 10,803..... | Charley Taylor..... | 1964-77 |

### Most Yards Gained, Season

|            |                     |      |
|------------|---------------------|------|
| 2,477..... | Brian Mitchell..... | 1994 |
| 2,357..... | Brian Mitchell..... | 1998 |
| 2,348..... | Brian Mitchell..... | 1995 |

### Most Yards Gained, Rookie, Season

|            |                     |      |
|------------|---------------------|------|
| 1,690..... | Alfred Morris.....  | 2012 |
| 1,602..... | Brandon Banks.....  | 2010 |
| 1,589..... | Charley Taylor..... | 1964 |

## SACKS

### Most Seasons Leading Team

|        |                    |                 |
|--------|--------------------|-----------------|
| 5..... | Dexter Manley..... | 1982, 84-86, 88 |
| 4..... | Brian Orakpo.....  | 2009-11, 13     |
| 4..... | Andre Carter.....  | 2006-09         |
| 3..... | Ken Harvey.....    | 1994-95, 97     |
| 3..... | Charles Mann.....  | 1987, 89, 91    |
| 3..... | Coy Bacon.....     | 1978-80         |

### Most Sacks, Career

|           |                    |         |
|-----------|--------------------|---------|
| 97.5..... | Dexter Manley..... | 1981-89 |
| 82.0..... | Charles Mann.....  | 1982-93 |
| 59.5..... | Dave Butz.....     | 1975-88 |

### Most Sacks, Season

|           |                    |      |
|-----------|--------------------|------|
| 18.5..... | Dexter Manley..... | 1986 |
| 15.0..... | Dexter Manley..... | 1985 |
| 15.0..... | Coy Bacon.....     | 1979 |

### Most Sacks, Rookie, Season

|           |                    |      |
|-----------|--------------------|------|
| 11.0..... | Brian Orakpo.....  | 2009 |
| 7.5.....  | Ryan Kerrigan..... | 2011 |
| 6.0.....  | Andre Collins..... | 1990 |
| 6.0.....  | Dean Hamel.....    | 1985 |

# INDIVIDUAL RECORDS/OPPONENT RECORDS

## Most Sacks, Game

|          |                                 |          |
|----------|---------------------------------|----------|
| 4.0..... | Ryan Kerrigan vs Jaguars.....   | 09/14/14 |
| 4.0..... | Brian Orakpo vs Raiders.....    | 12/13/09 |
| 4.0..... | Phillip Daniels vs Cowboys..... | 12/18/05 |
| 4.0..... | Ken Harvey vs Giants.....       | 11/23/97 |
| 4.0..... | Dexter Manley vs Giants.....    | 10/02/88 |
| 4.0..... | Diron Talbert vs Giants.....    | 09/28/75 |

## Most Seasons, 10 or More Sacks

|        |                    |                 |
|--------|--------------------|-----------------|
| 5..... | Charles Mann.....  | 1985-87, 89, 91 |
| 4..... | Dexter Manley..... | 1983-86         |
| 3..... | Coy Bacon.....     | 1978-80         |

## Most Consecutive Seasons, 10 or More Sacks

|        |                    |         |
|--------|--------------------|---------|
| 4..... | Dexter Manley..... | 1983-86 |
| 3..... | Charles Mann.....  | 1985-87 |
| 3..... | Coy Bacon.....     | 1978-80 |

## OPPONENT RECORDS

### SCORING

#### Most Points vs Redskins, Career

|          |                |         |
|----------|----------------|---------|
| 242..... | Lou Groza..... | 1950-67 |
|----------|----------------|---------|

#### Most Points vs Redskins, Game

|         |                                  |          |
|---------|----------------------------------|----------|
| 25..... | Bobby Joe Conrad, Cardinals..... | 09/27/59 |
|---------|----------------------------------|----------|

#### Touchdowns vs Redskins, Career

|         |                   |           |
|---------|-------------------|-----------|
| 24..... | Emmitt Smith..... | 1990-2002 |
|---------|-------------------|-----------|

#### Touchdowns vs Redskins, Game

|        |                                 |          |
|--------|---------------------------------|----------|
| 4..... | Terrell Owens, Cowboys.....     | 11/18/07 |
| 4..... | Wilbert Montgomery, Eagles..... | 10/07/79 |
| 4..... | Wilbert Montgomery, Eagles..... | 09/10/78 |
| 4..... | Ollie Matson, Cardinals.....    | 11/21/54 |
| 4..... | Bob Shaw, Rams.....             | 12/11/49 |

#### Points After Touchdown vs Redskins, Career

|          |                |         |
|----------|----------------|---------|
| 101..... | Lou Groza..... | 1950-67 |
|----------|----------------|---------|

#### Points After Touchdown vs Redskins, Game

|        |                                   |          |
|--------|-----------------------------------|----------|
| 7..... | Stephen Gostkowski, Patriots..... | 10/28/07 |
| 7..... | Pat Summerall, Giants.....        | 10/05/61 |
| 7..... | Bobby Joe Conrad, Cardinals.....  | 09/27/59 |
| 7..... | Ray McLean, Bears.....            | 10/26/47 |

#### Field Goals vs Redskins, Career

|         |                |         |
|---------|----------------|---------|
| 45..... | Lou Groza..... | 1950-67 |
|---------|----------------|---------|

#### Field Goals vs Redskins, Game

|        |                          |          |
|--------|--------------------------|----------|
| 6..... | Dan Bailey, Cowboys..... | 09/26/11 |
|--------|--------------------------|----------|

#### Field Goals Attempted vs Redskins, Game

|        |                              |          |
|--------|------------------------------|----------|
| 6..... | Dan Bailey, Cowboys.....     | 09/26/11 |
| 6..... | Jay Feely, Giants.....       | 10/30/05 |
| 6..... | Ali Haji-Sheikh, Giants..... | 12/17/83 |

#### Longest Field Goal vs Redskins

|         |                          |          |
|---------|--------------------------|----------|
| 58..... | Nick Lowery, Chiefs..... | 09/18/83 |
|---------|--------------------------|----------|

### RUSHING

#### Most Yards Gained vs Redskins, Career

|            |                   |           |
|------------|-------------------|-----------|
| 2,440..... | Emmitt Smith..... | 1990-2002 |
|------------|-------------------|-----------|

#### Most Yards Gained vs Redskins, Game

|          |                             |          |
|----------|-----------------------------|----------|
| 234..... | Tiki Barber, Giants.....    | 12/30/06 |
| 234..... | Bobby Mitchell, Browns..... | 11/15/59 |

#### Most Rushing Attempts vs Redskins, Game

|         |                               |          |
|---------|-------------------------------|----------|
| 40..... | Errict Rhett, Buccaneers..... | 12/04/94 |
|---------|-------------------------------|----------|

#### Most Rushing Touchdowns vs Redskins, Game

|        |                       |                                     |
|--------|-----------------------|-------------------------------------|
| 3..... | Multiple players..... | (Last: Matt Forte, Bears, 10/20/13) |
|--------|-----------------------|-------------------------------------|

### PASSING

#### Most Passing Yards Gained vs Redskins, Career

|            |               |         |
|------------|---------------|---------|
| 4,559..... | Jim Hart..... | 1967-82 |
|------------|---------------|---------|

#### Most Passing Yards Gained vs Redskins, Game

|          |                                |          |
|----------|--------------------------------|----------|
| 522..... | Boomer Esiason, Cardinals..... | 11/10/96 |
|----------|--------------------------------|----------|

#### Most Passing Attempts vs Redskins, Career

|          |               |         |
|----------|---------------|---------|
| 703..... | Jim Hart..... | 1967-82 |
|----------|---------------|---------|

#### Most Passing Attempts vs Redskins, Game

|         |                         |          |
|---------|-------------------------|----------|
| 62..... | Tony Romo, Cowboys..... | 11/22/12 |
|---------|-------------------------|----------|

#### Most Completions vs Redskins, Career

|          |                     |           |
|----------|---------------------|-----------|
| 356..... | Donovan McNabb..... | 1999-2009 |
|----------|---------------------|-----------|

#### Most Completions vs Redskins, Game

|         |                          |          |
|---------|--------------------------|----------|
| 38..... | Matt Schaub, Texans..... | 09/19/10 |
|---------|--------------------------|----------|

#### Most Passing Touchdowns vs Redskins, Career

|         |                      |         |
|---------|----------------------|---------|
| 38..... | Charlie Conerly..... | 1948-61 |
|---------|----------------------|---------|

#### Most Passing Touchdowns vs Redskins, Game

|    |                          |          |
|----|--------------------------|----------|
| 7* | Y.A. Tittle, Giants..... | 10/28/62 |
| 7* | Adrian Burk, Eagles..... | 10/17/54 |

#### Most Interceptions Thrown vs Redskins, Career

|         |               |         |
|---------|---------------|---------|
| 43..... | Jim Hart..... | 1967-82 |
|---------|---------------|---------|

#### Most Interceptions Thrown vs Redskins, Game

|        |                          |          |
|--------|--------------------------|----------|
| 6..... | Ed Luther, Chargers..... | 10/31/83 |
|--------|--------------------------|----------|

#### Longest Pass Completion vs Redskins

|         |  |          |
|---------|--|----------|
| 99..... | Jim Plunkett (to Cliff Branch), Raiders..... | 10/02/83 |
|---------|--|----------|

### RECEIVING

#### Most Receiving Yards Gained vs Redskins, Career

|            |                |         |
|------------|----------------|---------|
| 1,437..... | Roy Green..... | 1979-91 |
|------------|----------------|---------|

#### Most Receiving Yards Gained vs Redskins, Game

|          |                                    |          |
|----------|------------------------------------|----------|
| 269..... | Del Shofner, Giants (11 rec.)..... | 10/28/62 |
|----------|------------------------------------|----------|

#### Most Receptions vs Redskins, Career

|         |                   |         |
|---------|-------------------|---------|
| 99..... | Jason Witten..... | 2003-13 |
|---------|-------------------|---------|



# OPPONENT RECORDS

## Most Receptions vs Redskins, Game

15.....Danny Amendola, Rams .....09/16/12

## Most Receiving Touchdowns vs Redskins, Career

15.....Pete Pihos .....1947-55

## Most Receiving Touchdowns vs Redskins, Game

4 .....Terrell Owens, Cowboys .....11/18/07

4.....Bob Shaw, Rams .....12/11/49

## Longest Reception

99t .....Cliff Branch (from Jim Plunkett), Raiders .....10/02/83

## INTERCEPTIONS

### Most Interceptions vs Redskins, Career

9.....Terence Newman.....2003-12

9.....Everson Walls.....1981-91

9.....Bill Bradley.....1969-77

9.....Mel Renfro .....1964-77

### Most Interceptions vs Redskins, Game

4 .....Jerry Norton, Cardinals.....11/20/60

4.....Jack Butler, Steelers .....12/13/53

### Most Interception Yards Gained vs Redskins, Career

157 .....Aeneas Williams.....1991-2000

### Most Interception Yards Gained vs Redskins, Game

121 .....Mike Gaechter, Cowboys .....11/03/63

### Most Interception Return Touchdowns vs Redskins, Career

3.....Larry Cole .....1968-80

### Most Interception Return Touchdowns vs Redskins, Game

2.....Robert Massey, Cardinals.....10/04/92

### Longest Interception Return vs Redskins

99t .....George Buksar, Colts, ran 18, lateralled to Ernie Zaleski who ran 81 yds .....11/26/50

96.....Dennis Thurman, Cowboys.....09/06/81

## KICKOFF RETURNS

### Most Kickoff Returns vs Redskins, Career

36.....Vai Sihakema .....1986-93

### Most Kickoff Returns vs Redskins, Game

8.....Maurice Hicks, 49ers .....10/23/05

8.....Erric Pegram, Falcons.....11/10/91

8.....Harlan Huckleby, Packers .....10/17/83

### Most Kickoff Return Yards Gained vs Redskins, Career

795 .....Vai Sihakema .....1986-93

### Most Kickoff Return Yards Gained vs Redskins, Game

222 .....Allen Rossum, Eagles.....11/14/99

### Longest Kickoff Return vs Redskins

105t .....Ollie Matson, Cardinals.....10/14/56

## PUNT RETURNS

### Most Punt Returns vs Redskins, Career

29.....Kelvin Martin.....1987-96

### Most Punt Returns vs Redskins, Game

8.....Dedric Ward, Cowboys .....09/27/04

8.....Stump Mitchell, Cardinals .....01/02/83

8.....Leon Bright, Giants .....09/13/81

### Most Punt Return Yards Gained vs Redskins, Career

336 .....Vai Sihakema .....1986-93

### Most Punt Return Yards Gained vs Redskins, Game

140 .....Alvin Haymond, Eagles.....10/06/88

### Longest Punt Return vs Redskins

98t .....Charlie West, Vikings .....11/03/68

## FUMBLE RETURNS

### Longest Return vs Redskins

103t .....Aeneas Williams, Cardinals.....11/05/00

# POSTSEASON RECORDS

## TEAM POSTSEASON

### CHAMPIONSHIPS

|                               |    |   |
|-------------------------------|----|---|
| <b>League Championships</b>   | 5  | 1937, 42, 82, 87, 91                                |
| <b>NFC Championships</b>      | 5  | 1972, 82-83, 87, 91                                 |
| <b>NFC East Championships</b> | 14 | 1936-37, 40, 42-43, 45, 72, 82-84, 87, 91, 99, 2012 |

### GAMES, VICTORIES, DEFEATS

|   |    |  |
|---|----|--|
| <b>Seasons Participating in Postseason Games</b>                  | 23 | 1936-37, 40, 42-43, 45, 71-74, 76, 82-84, 86-87, 90-92, 99, 2005, 07, 12 |
| <b>Most Consecutive Seasons Participating in Postseason Games</b> | 4  | 1971-74  |
| <b>Games Played</b>   | 41 | 1936-2012  |
| <b>Games Won</b>  | 23 | 1937-2005  |
| <b>Most Consecutive Games Won</b>                                 | 6  | 1982-83  |
| <b>Games Lost</b>   | 18 | 1936-2012  |
| <b>Most Consecutive Games Lost</b>                                | 4  | 1972-76  |

### SCORING

|  |    |                              |          |
|--|----|------------------------------|----------|
| <b>Most Points, Game</b>               | 51 | vs Rams                      | 01/01/84 |
|  | 42 | vs Broncos                   | 01/31/88 |
|  | 41 | vs Lions                     | 01/12/92 |
| <b>Most Points, Both Teams, Game</b>   | 73 | Redskins (0) vs Bears (73)   | 12/08/40 |
|  | 62 | Redskins (21) vs Bears (41)  | 12/26/43 |
|  | 61 | Redskins (37) vs Bills (24)  | 01/26/92 |
| <b>Fewest Points, Both Teams, Game</b> | 17 | Redskins (0) vs Giants (17)  | 01/11/87 |
|  | 19 | Redskins (16) vs Packers (3) | 12/24/72 |
|  | 20 | Redskins (14) vs Bears (6)   | 12/13/42 |
| <b>Largest Margin of Victory, Game</b> | 44 | vs Rams                      | 01/01/84 |
|  | 32 | vs Broncos                   | 01/31/88 |
|  | 31 | vs Lions                     | 01/12/92 |

|                                       |     |             |          |
|---------------------------------------|-----|-------------|----------|
| <b>Largest Margin of Defeat, Game</b> | 73* | vs Bears    | 12/08/40 |
|                                       | 29  | vs Raiders  | 01/22/84 |
|                                       | 21  | vs Seahawks | 01/05/08 |

|   |    |           |          |
|---|----|-----------|----------|
| <b>Most Points, Shutout Victory, Game</b> | 28 | vs Giants | 12/19/43 |
|---|----|-----------|----------|

|   |    |                                    |          |
|---|----|------------------------------------|----------|
| <b>Most Points Overcome to Win Game</b> | 14 | vs Bears (trailed 14-0, won 21-17) | 01/10/88 |
|---|----|------------------------------------|----------|

|                              |    |                                |          |
|------------------------------|----|--------------------------------|----------|
| <b>Most Points, One Half</b> | 38 | vs Rams (led 38-7 vs halftime) | 01/01/84 |
|------------------------------|----|--------------------------------|----------|

|                                 |    |                             |          |
|---------------------------------|----|-----------------------------|----------|
| <b>Most Points, One Quarter</b> | 35 | vs Broncos (second quarter) | 01/31/88 |
|---------------------------------|----|-----------------------------|----------|

### TOUCHDOWNS

|                              |   |            |          |
|------------------------------|---|------------|----------|
| <b>Most Touchdowns, Game</b> | 6 | vs Broncos | 01/31/88 |
|                              | 6 | vs Rams    | 01/01/84 |

|  |    |                            |          |
|--|----|----------------------------|----------|
| <b>Most Touchdowns, Both Teams, Game</b> | 11 | Redskins (0) vs Bears (11) | 12/08/40 |
|--|----|----------------------------|----------|

|  |   |                             |          |
|--|---|-----------------------------|----------|
| <b>Fewest Touchdowns, Both Teams, Game</b> | 1 | Redskins (1) vs Packers (0) | 12/24/72 |
|--|---|-----------------------------|----------|

### POINTS AFTER TOUCHDOWN

|  |   |            |          |
|--|---|------------|----------|
| <b>Most (One-Point) Points After Touchdown, Game</b> | 6 | vs Broncos | 01/31/88 |
|  | 6 | vs Rams    | 01/01/84 |

|  |   |                             |          |
|--|---|-----------------------------|----------|
| <b>Most (One-Point) Points After Touchdown, Both Teams, Game</b> | 7 | Redskins (4) vs Bills (3)   | 01/26/92 |
|  | 7 | Redskins (6) vs Broncos (1) | 01/31/88 |
|  | 7 | Redskins (6) vs Rams (1)    | 01/01/84 |
|  | 7 | Redskins (2) vs Vikings (5) | 12/18/76 |

|  |   |                            |          |
|--|---|----------------------------|----------|
| <b>Fewest (One-Point) Points After Touchdown, Both Teams, Game</b> | 2 | Redskins (0) vs Giants (2) | 01/11/87 |
|  | 2 | Redskins (1) vs Rams (1)   | 12/22/74 |
|  | 2 | Redskins (2) vs Bears (0)  | 12/13/42 |

|   |      |  |  |
|---|------|--|--|
| <b>Most Two-Point Conversions, Game</b> | None |  |  |
|---|------|--|--|

### FIELD GOALS

|                               |   |            |          |
|-------------------------------|---|------------|----------|
| <b>Most Field Goals, Game</b> | 4 | vs Rams    | 12/28/86 |
|                               | 4 | vs Cowboys | 12/31/72 |

|   |   |           |          |
|---|---|-----------|----------|
| <b>Most Field Goals, Both Teams, Game</b> | 5 | vs Dallas | 12/31/72 |
|---|---|-----------|----------|

### SAFETIES

|                            |    |          |          |
|----------------------------|----|----------|----------|
| <b>Most Safeties, Game</b> | 1* | vs Bears | 12/30/84 |
|----------------------------|----|----------|----------|

# POSTSEASON RECORDS

## Most Safeties, Both Teams, Game

1\* ..... Redskins (1) vs Bears (0) ..... 12/30/84

## FIRST DOWNS

### Most First Downs, Game

25 ..... vs 49ers ..... 01/12/91

25 ..... vs Broncos ..... 01/31/88

### Fewest First Downs, Game

9 ..... vs Buccaneers ..... 01/07/06

9 ..... vs Bears ..... 12/13/42

10 ..... vs Buccaneers ..... 01/15/00

### Most First Downs, Both Teams, Game

49 ..... Redskins (24) vs Bills (25) ..... 01/26/92

### Fewest First Downs, Both Teams, Game

19 ..... Redskins (9) vs Bears (10) ..... 12/13/42

## RUSHING FIRST DOWNS

### Most First Downs, Rushing, Game

14 ..... vs Dolphins ..... 01/30/83

13 ..... vs Broncos ..... 01/31/88

12 ..... vs Vikings ..... 01/02/93

12 ..... vs Vikings ..... 01/15/83

### Fewest First Downs, Rushing, Game

1 ..... vs Buccaneers ..... 01/15/00

2 ..... vs Giants ..... 01/11/87

3 ..... Three times ..... (Last: vs Seahawks, 01/14/06)

### Most First Downs, Rushing, Both Teams, Game

21 ..... Redskins (14) vs Dolphins (7) ..... 01/30/83

19 ..... Redskins (13) vs Broncos (6) ..... 01/31/88

18 ..... Redskins (9) vs Rams (9) ..... 12/28/86

### Fewest First Downs, Rushing, Both Teams, Game

4 ..... Redskins (1) vs Buccaneers (3) ..... 01/15/00

6 ..... Redskins (4) vs Packers (2) ..... 12/13/36

7 ..... Three times ..... (Last: vs Seahawks, 01/05/08)

## PASSING FIRST DOWNS

### Most First Downs, Passing, Game

18 ..... vs 49ers ..... 01/12/91

16 ..... vs Seahawks ..... 01/05/08

15 ..... vs 49ers ..... 01/09/93

15 ..... vs Vikings ..... 12/18/76

### Fewest First Downs, Passing, Game

2 ..... vs Bears ..... 12/13/42

3 ..... vs Packers ..... 12/13/36

4 ..... Four times ..... (Last: vs Buccaneers, 01/07/06)

### Most First Downs, Passing, Both Teams, Game

34 ..... Redskins (18) vs 49ers (16) ..... 01/12/91

30 ..... Redskins (12) vs Bills (18) ..... 01/26/92

27 ..... Redskins (16) vs Seattle (11) ..... 01/05/08

27 ..... Redskins (15) vs 49ers (12) ..... 01/09/93

### Fewest First Downs, Passing, Both Teams, Game

7 ..... Redskins (2) vs Bears (5) ..... 12/13/42

7 ..... Redskins (3) vs Packers (4) ..... 12/13/36

8 ..... Redskins (4) vs Rams (4) ..... 12/16/45

## PENALTY FIRST DOWNS

### Most First Downs, Penalty, Game

3 ..... Seven times ..... (Last: vs Lions, 01/08/00)

### Most First Downs, Penalty, Both Teams, Game

5 ..... Redskins (2) vs Bills (3) ..... 01/26/32

4 ..... Four times ..... (Last: vs Lions, 01/08/00)

## NET YARDS GAINED RUSHING AND PASSING

### Most Yards Gained, Game

602 ..... vs Broncos ..... 01/31/88

445 ..... vs Rams ..... 01/01/84

441 ..... vs 49ers ..... 01/12/91

441 ..... vs Bears ..... 12/12/37

### Fewest Yards Gained, Game

120 ..... vs Buccaneers ..... 01/07/06

130 ..... vs Packers ..... 12/13/36

166 ..... vs Bears ..... 12/13/42

### Most Yards Gained, Both Teams, Game

942 ..... Redskins (441) vs Bears (501) ..... 12/12/37

870 ..... Redskins (415) vs Vikings (455) ..... 01/15/83

822 ..... Redskins (602) vs Broncos (220) ..... 01/31/88

### Fewest Yards Gained, Both Teams, Game

358 ..... Redskins (167) vs Buccaneers (191) ..... 01/15/00

362 ..... Redskins (214) vs Rams (148) ..... 12/16/45

409 ..... Redskins (166) vs Bears (243) ..... 12/13/42

## RUSHING - ATTEMPTS

### Most Attempts, Game

52 ..... vs Dolphins ..... 01/30/83

47 ..... vs Vikings ..... 01/02/93

46 ..... vs Lions ..... 01/08/00

### Fewest Attempts, Game

16 ..... vs Giants ..... 01/11/87

18 ..... vs Vikings ..... 12/18/76

21 ..... vs 49ers ..... 01/09/93

### Most Attempts, Both Teams, Game

81 ..... Redskins (52) vs Dolphins (29) ..... 01/30/83

78 ..... Redskins (39) vs 49ers (39) ..... 12/26/71

78 ..... Redskins (34) vs Rams (44) ..... 12/16/45

### Fewest Attempts, Both Teams, Game

48 ..... Redskins (24) vs 49ers (24) ..... 01/12/91

50 ..... Redskins (29) vs Seahawks (21) ..... 01/05/08

50 ..... Redskins (23) vs Buccaneers (27) ..... 01/15/00

# POSTSEASON RECORDS

## RUSHING - YARDS GAINED

### Most Yards Gained, Game

|     |             |          |
|-----|-------------|----------|
| 280 | vs Broncos  | 01/31/88 |
| 276 | vs Dolphins | 01/30/83 |
| 223 | vs Lions    | 01/08/00 |

### Fewest Yards Gained, Game

|    |            |          |
|----|------------|----------|
| 22 | vs Bears   | 12/08/40 |
| 35 | vs Rams    | 12/16/45 |
| 39 | vs Packers | 12/13/36 |

### Most Yards Gained, Both Teams, Game

|     |                                 |          |
|-----|---------------------------------|----------|
| 404 | Redskins (22) vs Bears (382)    | 12/08/40 |
| 377 | Redskins (280) vs Broncos (97)  | 01/31/88 |
| 372 | Redskins (276) vs Dolphins (96) | 01/30/83 |

### Fewest Yards Gained, Both Teams, Game

|     |                                  |          |
|-----|----------------------------------|----------|
| 90  | Redskins (46) vs Buccaneers (44) | 01/15/00 |
| 106 | Redskins (39) vs Packers (67)    | 12/13/36 |
| 126 | Redskins (80) vs 49ers (46)      | 01/12/91 |

## RUSHING - AVERAGE GAIN

### Highest Average Gain, Game

|     |             |          |
|-----|-------------|----------|
| 7.0 | vs Broncos  | 01/31/88 |
| 5.3 | vs Dolphins | 01/30/83 |
| 4.9 | vs Vikings  | 01/15/83 |

### Lowest Average Gain, Game

|     |            |          |
|-----|------------|----------|
| 1.0 | vs Rams    | 12/16/45 |
| 1.2 | vs Packers | 12/13/36 |
| 1.6 | vs Bears   | 12/08/40 |

## RUSHING - TOUCHDOWNS

### Most Touchdowns, Game

|   |            |          |
|---|------------|----------|
| 3 | vs Falcons | 01/04/92 |
| 3 | vs Rams    | 01/01/84 |
| 3 | vs Giants  | 12/19/43 |

### Most Touchdowns, Both Teams, Game

|   |                             |                              |
|---|-----------------------------|------------------------------|
| 7 | Redskins (0) vs Bears (7)   | 12/08/40                     |
| 4 | Redskins (3) vs Falcons (1) | 01/04/92                     |
| 3 | Five times                  | (Last: vs Vikings, 01/02/93) |

## PASSING - ATTEMPTS

### Most Attempts, Game

|    |             |          |
|----|-------------|----------|
| 51 | vs Bears    | 12/08/40 |
| 50 | vs Seahawks | 01/05/08 |
| 50 | vs Giants   | 01/11/87 |

### Fewest Attempts, Game

|    |               |          |
|----|---------------|----------|
| 13 | vs Bears      | 12/13/42 |
| 14 | vs Packers    | 12/24/72 |
| 16 | vs Buccaneers | 01/07/06 |

### Most Attempts, Both Teams, Game

|    |                                |          |
|----|--------------------------------|----------|
| 90 | Redskins (33) vs Bills (59)    | 01/26/92 |
| 82 | Redskins (50) vs Seahawks (32) | 01/05/08 |
| 80 | Redskins (48) vs 49ers (32)    | 01/12/91 |

### Fewest Attempts, Both Teams, Game

|    |                                |          |
|----|--------------------------------|----------|
| 33 | Redskins (13) vs Bears (20)    | 12/13/42 |
| 38 | Redskins (14) vs Packers (24)  | 12/24/72 |
| 39 | Redskins (28) vs Dolphins (11) | 01/14/73 |
| 39 | Redskins (18) vs Cowboys (21)  | 12/31/72 |

## PASSING - COMPLETIONS

### Most Completions, Game

|    |             |          |
|----|-------------|----------|
| 29 | vs Seahawks | 01/05/08 |
| 27 | vs 49ers    | 01/12/91 |
| 26 | vs Vikings  | 12/18/76 |

### Fewest Completions, Game

|   |               |          |
|---|---------------|----------|
| 5 | vs Bears      | 12/13/42 |
| 7 | vs Buccaneers | 01/07/06 |
| 7 | vs Packers    | 12/24/72 |
| 7 | vs Packers    | 12/13/36 |

### Most Completions, Both Teams, Game

|    |                                |          |
|----|--------------------------------|----------|
| 50 | Redskins (27) vs 49ers (23)    | 01/12/91 |
| 49 | Redskins (29) vs Seahawks (20) | 01/05/08 |
| 47 | Redskins (18) vs Bills (29)    | 01/26/92 |

### Fewest Completions, Both Teams, Game

|    |                               |          |
|----|-------------------------------|----------|
| 15 | Redskins (5) vs Bears (10)    | 12/13/42 |
| 16 | Redskins (7) vs Dolphins (9)  | 12/13/36 |
| 19 | Redskins (15) vs Packers (4)  | 01/30/83 |
| 19 | Redskins (7) vs Dolphins (12) | 12/24/72 |

## PASSING - COMPLETION PCT.

### Highest Completion Percentage, Game (min. 20 att.)

|      |                    |          |
|------|--------------------|----------|
| 80.0 | vs Rams (25-20)    | 01/01/84 |
| 77.3 | vs Giants (22-17)  | 12/19/43 |
| 73.9 | vs Vikings (23-17) | 01/15/83 |

### Lowest Completion Percentage, Game (min. 20 att.)

|      |                   |          |
|------|-------------------|----------|
| 26.9 | vs Packers (26-7) | 12/13/36 |
| 34.6 | vs Vikings (26-9) | 01/17/88 |
| 39.2 | vs Bears (51-20)  | 12/08/40 |

## PASSING - YARDS GAINED

### Most Yards Gained, Game

|     |            |          |
|-----|------------|----------|
| 371 | vs Bears   | 12/12/37 |
| 361 | vs 49ers   | 01/12/91 |
| 340 | vs Broncos | 01/31/88 |

### Fewest Yards Gained, Game

|    |               |          |
|----|---------------|----------|
| 41 | vs Buccaneers | 01/07/06 |
| 65 | vs Bears      | 12/13/42 |
| 90 | vs Rams       | 12/28/86 |

### Most Yards Gained, Both Teams, Game

|     |                                 |          |
|-----|---------------------------------|----------|
| 663 | Redskins (361) vs 49ers (302)   | 01/12/91 |
| 620 | Redskins (340) vs Broncos (280) | 01/31/88 |
| 612 | Redskins (265) vs 49ers (347)   | 01/08/94 |

# POSTSEASON RECORDS

## Fewest Yards Gained, Both Teams, Game

|     |                                 |          |
|-----|---------------------------------|----------|
| 192 | Redskins (104) vs Dolphins (88) | 01/14/73 |
| 195 | Redskins (65) vs Bears (130)    | 12/13/42 |
| 226 | Redskins (90) vs Rams (136)     | 12/28/86 |

## PASSING - TIMES SACKED

### Most Times Sacked, Game

|   |            |          |
|---|------------|----------|
| 7 | vs Bears   | 12/30/84 |
| 6 | vs Raiders | 01/22/84 |
| 5 | vs 49ers   | 01/09/93 |

### Most Times Sacked, Both Teams, Game

|    |                             |          |
|----|-----------------------------|----------|
| 12 | Redskins (7) vs Bears (5)   | 12/30/84 |
| 8  | Redskins (0) vs Vikings (8) | 01/17/88 |
| 8  | Redskins (6) vs Raiders (2) | 01/22/84 |

## PASSING - TOUCHDOWNS

### Most Touchdowns, Game

|   |            |          |
|---|------------|----------|
| 4 | vs Broncos | 01/31/88 |
| 3 | vs Lions   | 01/08/83 |
| 3 | vs Bears   | 12/12/37 |

### Most Touchdowns, Both Teams, Game

|   |                             |          |
|---|-----------------------------|----------|
| 7 | Redskins (2) vs Bears (5)   | 12/26/43 |
| 5 | Redskins (4) vs Broncos (1) | 01/31/88 |
| 5 | Redskins (2) vs Vikings (3) | 12/18/76 |
| 5 | Redskins (3) vs Bears (2)   | 12/12/37 |

## PASSING - HAD INTERCEPTED

### Most Passes Had Intercepted, Game

|   |            |                            |
|---|------------|----------------------------|
| 8 | vs Bears   | 12/08/40                   |
| 4 | vs Bears   | 12/26/43                   |
| 3 | Four times | (Last: vs 49ers, 01/12/91) |

## PENALTIES

### Most Penalties, Game

|   |           |          |
|---|-----------|----------|
| 9 | vs Giants | 12/19/43 |
| 8 | vs Bears  | 01/03/87 |
| 8 | vs Bears  | 12/08/40 |

### Most Yards Penalized, Game

|    |           |          |
|----|-----------|----------|
| 83 | vs Giants | 12/19/43 |
| 82 | vs Bills  | 01/26/92 |

## DEFENSE POSTSEASON

## TOTAL NET YARDS

### Most Net Yards Allowed, Game

|     |            |          |
|-----|------------|----------|
| 425 | vs 49ers   | 01/08/84 |
| 401 | vs 49ers   | 01/09/93 |
| 385 | vs Raiders | 01/22/84 |

## Fewest Net Yards Allowed

|     |             |          |
|-----|-------------|----------|
| 148 | vs Vikings  | 01/02/93 |
| 169 | vs Cowboys  | 12/31/72 |
| 176 | vs Dolphins | 01/30/83 |

## FIRST DOWNS

### Most First Downs Allowed

|    |             |          |
|----|-------------|----------|
| 25 | vs Bills    | 01/26/92 |
| 22 | vs Seahawks | 01/06/12 |
| 22 | vs 49ers    | 01/09/93 |

### Fewest First Downs Allowed

|   |            |          |
|---|------------|----------|
| 7 | vs Packers | 12/13/36 |
| 8 | vs Cowboys | 12/31/72 |
| 8 | vs Giants  | 12/19/43 |

## RUSHING

### Most Yards Allowed Rushing

|     |             |          |
|-----|-------------|----------|
| 382 | vs Bears    | 12/08/40 |
| 231 | vs Raiders  | 01/22/84 |
| 224 | vs Seahawks | 01/06/12 |

### Fewest Yards Allowed Rushing

|    |               |          |
|----|---------------|----------|
| 43 | vs Bills      | 01/26/92 |
| 43 | vs Falcons    | 01/04/92 |
| 44 | vs Buccaneers | 01/15/00 |

## PASSING

### Most Opponent Passes Attempted

|    |          |          |
|----|----------|----------|
| 59 | vs Bills | 01/26/92 |
| 48 | vs 49ers | 01/08/84 |
| 46 | vs Lions | 01/08/00 |

### Fewest Opponent Passes Attempted

|    |             |          |
|----|-------------|----------|
| 10 | vs Bears    | 12/08/40 |
| 11 | vs Dolphins | 01/14/73 |
| 14 | vs Giants   | 01/11/87 |

### Most Opponent Passes Completed

|    |               |          |
|----|---------------|----------|
| 29 | vs Bills      | 01/26/92 |
| 27 | vs 49ers      | 01/08/84 |
| 25 | vs Buccaneers | 01/07/06 |
| 25 | vs Lions      | 01/12/92 |

### Fewest Opponent Passes Completed

|   |             |          |
|---|-------------|----------|
| 4 | vs Dolphins | 01/30/83 |
| 4 | vs Giants   | 12/19/43 |
| 6 | vs Vikings  | 01/02/93 |

### Most Opponent Net Yards Passing

|     |          |          |
|-----|----------|----------|
| 347 | vs 49ers | 01/08/84 |
| 292 | vs 49ers | 01/12/91 |
| 286 | vs Bears | 12/26/43 |

### Fewest Opponent Net Passing Yards

|    |             |          |
|----|-------------|----------|
| 57 | vs Giants   | 12/19/43 |
| 69 | vs Dolphins | 01/14/73 |
| 73 | vs Cowboys  | 12/31/72 |

# POSTSEASON RECORDS

## SCORING

### Most Opponent Points Scored

|    |            |          |
|----|------------|----------|
| 73 | vs Bears   | 12/08/40 |
| 41 | vs Bears   | 12/26/43 |
| 38 | vs Raiders | 01/22/84 |

### Fewest Opponent Points Scored

|   |            |          |
|---|------------|----------|
| 0 | vs Giants  | 12/19/43 |
| 3 | vs Cowboys | 12/31/72 |
| 3 | vs Packers | 12/24/72 |

### Most Opponent Touchdowns Scored

|     |            |          |
|-----|------------|----------|
| 11* | vs Bears   | 12/08/40 |
| 6   | vs Bears   | 12/26/43 |
| 5   | vs Vikings | 12/18/86 |
| 5   | vs Raiders | 01/22/84 |

### Most Opponent Field Goals Scored

|   |            |                            |
|---|------------|----------------------------|
| 2 | Five times | (Last: vs 49ers, 01/09/93) |
|---|------------|----------------------------|

## SACKS

### Most Sacks by Redskins, Game

|   |            |          |
|---|------------|----------|
| 7 | vs Bears   | 12/30/84 |
| 6 | vs Raiders | 01/22/84 |
| 5 | vs 49ers   | 01/09/93 |

## INTERCEPTIONS

### Most Passes Intercepted by Redskins, Game

|   |            |          |
|---|------------|----------|
| 4 | vs Bills   | 01/26/92 |
| 4 | vs Falcons | 01/04/92 |
| 3 | vs Bears   | 12/12/37 |

## PENALTIES

### Most Opponent Penalties

|    |            |                              |
|----|------------|------------------------------|
| 12 | vs Lions   | 01/08/00                     |
| 8  | vs Rams    | 12/28/86                     |
| 7  | Four times | (Last: vs Vikings, 01/02/93) |

### Fewest Opponent Penalties

|   |               |          |
|---|---------------|----------|
| 2 | vs Seahawks   | 01/14/06 |
| 2 | vs Buccaneers | 01/15/00 |
| 2 | vs Vikings    | 01/17/88 |
| 2 | vs Vikings    | 12/22/73 |

## INDIVIDUAL POSTSEASON

### SERVICE

#### Most Games, Career

|    |               |         |
|----|---------------|---------|
| 21 | Joe Jacoby    | 1982-89 |
| 19 | Don Warren    | 1982-91 |
| 18 | Darrell Green | 1983-99 |
| 18 | Jeff Bostic   | 1982-91 |

#### Most Games, Head Coach

|    |           |                  |
|----|-----------|------------------|
| 24 | Joe Gibbs | 1981-92, 2004-07 |
|----|-----------|------------------|

#### Most Championships Won, Head Coach

|   |           |                  |
|---|-----------|------------------|
| 3 | Joe Gibbs | 1981-92, 2004-07 |
|---|-----------|------------------|

#### Most Games Won, Head Coach

|    |           |                  |
|----|-----------|------------------|
| 17 | Joe Gibbs | 1981-92, 2004-07 |
|----|-----------|------------------|

#### Most Games Lost, Head Coach

|   |           |                  |
|---|-----------|------------------|
| 7 | Joe Gibbs | 1981-92, 2004-07 |
|---|-----------|------------------|

### POINTS

#### Most Points, Career

|    |                |         |
|----|----------------|---------|
| 72 | John Riggins   | 1976-84 |
| 63 | Mark Moseley   | 1976-84 |
| 55 | Chip Lohmiller | 1990-92 |

#### Most Points, Game

|    |                        |          |
|----|------------------------|----------|
| 18 | John Riggins vs Rams   | 01/01/84 |
| 18 | Alvin Garrett vs Lions | 01/08/83 |
| 18 | Andy Farkas vs Giants  | 12/19/43 |

#### Most Points, Single Postseason

|    |              |      |
|----|--------------|------|
| 36 | Gerald Riggs | 1991 |
| 36 | John Riggins | 1983 |

#### Most Points, No Touchdowns, Single Postseason

|    |                |      |
|----|----------------|------|
| 30 | Chip Lohmiller | 1991 |
|----|----------------|------|

### TOUCHDOWNS

#### Most Touchdowns, Career

|    |              |         |
|----|--------------|---------|
| 12 | John Riggins | 1976-84 |
| 8  | Art Monk     | 1983-92 |
| 7  | Gary Clark   | 1986-92 |
| 7  | Gerald Riggs | 1990-91 |
| 7  | Andy Farkas  | 1940-43 |

#### Most Touchdowns, Game

|   |                        |          |
|---|------------------------|----------|
| 3 | John Riggins vs Rams   | 01/01/84 |
| 3 | Alvin Garrett vs Lions | 01/08/83 |
| 3 | Andy Farkas vs Giants  | 12/19/43 |

#### Consecutive Games Scoring Touchdowns

|   |              |         |
|---|--------------|---------|
| 7 | John Riggins | 1982-84 |
|---|--------------|---------|

# POSTSEASON RECORDS

## POINTS AFTER TOUCHDOWN

### Most (Kicking) PATs, Career

|    |                 |         |
|----|-----------------|---------|
| 27 | Mark Moseley    | 1976-84 |
| 19 | Chip Lohmiller  | 1990-92 |
| 11 | Ali Haji-Sheikh | 1987    |

### Most (Kicking) PATs, Game

|   |                            |          |
|---|----------------------------|----------|
| 6 | Ali Haji-Sheikh vs Broncos | 01/31/88 |
| 6 | Mark Moseley vs Rams       | 01/01/84 |
| 5 | Chip Lohmiller vs Lions    | 01/12/92 |

### Most (Kicking) PATs, No Misses, Career

|    |                |         |
|----|----------------|---------|
| 19 | Chip Lohmiller | 1990-92 |
|----|----------------|---------|

### Most Two-Point Conversions, Career

|      |  |  |
|------|--|--|
| None |  |  |
|------|--|--|

## FIELD GOALS

### Most Field Goals Attempted, Career

|    |                |         |
|----|----------------|---------|
| 18 | Chip Lohmiller | 1990-92 |
|----|----------------|---------|

### Most Field Goals Attempted, Game

|   |                       |          |
|---|-----------------------|----------|
| 5 | Mark Moseley vs 49ers | 01/08/94 |
|---|-----------------------|----------|

### Most Field Goals, Career

|    |                |         |
|----|----------------|---------|
| 12 | Chip Lohmiller | 1990-92 |
| 12 | Mark Moseley   | 1976-84 |

### Most Field Goals, Game

|   |                        |          |
|---|------------------------|----------|
| 4 | Jess Atkinson vs Rams  | 12/28/86 |
| 4 | Curt Knight vs Cowboys | 12/31/72 |

### Longest Field Goal

|    |                            |          |
|----|----------------------------|----------|
| 52 | Curt Knight vs Vikings     | 12/22/73 |
| 48 | Brett Conway vs Buccaneers | 01/15/00 |
| 47 | John Hall vs Buccaneers    | 01/07/06 |
| 47 | Mark Moseley vs Vikings    | 12/18/76 |

### Highest Field Goal Percentage, Career (min. 10 FG)

|      |                     |         |
|------|---------------------|---------|
| 73.3 | Curt Knight (11-15) | 1971-73 |
|------|---------------------|---------|

## SAFETIES

### Most Safeties, Game

|      |  |  |
|------|--|--|
| None |  |  |
|------|--|--|

## RUSHING - ATTEMPTS

### Most Attempts, Career

|     |               |         |
|-----|---------------|---------|
| 251 | John Riggins  | 1976-84 |
| 151 | Larry Brown   | 1971-76 |
| 104 | Earnest Byner | 1990-92 |

### Most Attempts, Game

|    |                          |          |
|----|--------------------------|----------|
| 38 | John Riggins vs Dolphins | 01/30/83 |
| 37 | John Riggins vs Vikings  | 01/15/83 |
| 36 | John Riggins vs 49ers    | 01/08/84 |
| 36 | John Riggins vs Cowboys  | 01/22/83 |

## RUSHING - YARDS GAINED

### Most Yards Gained, Career

|     |               |         |
|-----|---------------|---------|
| 996 | John Riggins  | 1976-84 |
| 499 | Larry Brown   | 1971-76 |
| 359 | Earnest Byner | 1990-92 |

### Most Yards Gained, Game

|     |                          |          |
|-----|--------------------------|----------|
| 204 | Timmy Smith vs Broncos   | 01/31/88 |
| 185 | John Riggins vs Vikings  | 01/15/83 |
| 166 | John Riggins vs Dolphins | 01/30/83 |

### Most Games, 100 or More Yards Rushing, Career

|   |              |         |
|---|--------------|---------|
| 6 | John Riggins | 1976-84 |
|---|--------------|---------|

### Most Consecutive Games, 100 or More Yards Rushing

|   |              |         |
|---|--------------|---------|
| 6 | John Riggins | 1982-83 |
|---|--------------|---------|

### Longest Run From Scrimmage

|     |                           |          |
|-----|---------------------------|----------|
| 58  | Stephen Davis vs Lions    | 01/08/00 |
| 58t | Timmy Smith vs Broncos    | 01/31/88 |
| 44  | Alvin Garrett vs Dolphins | 01/30/83 |

## RUSHING - AVERAGE GAIN

### Highest Average Gain, Career (min. 100 att.)

|     |               |         |
|-----|---------------|---------|
| 4.0 | John Riggins  | 1976-84 |
| 3.5 | Earnest Byner | 1990-92 |
| 3.3 | Larry Brown   | 1971-76 |

### Highest Average Gain, Game (min 10 att.)

|     |                           |          |
|-----|---------------------------|----------|
| 9.3 | Timmy Smith vs Broncos    | 01/31/88 |
| 7.9 | Stephen Davis vs Lions    | 01/08/00 |
| 6.8 | Brian Mitchell vs Vikings | 01/02/93 |

## RUSHING - TOUCHDOWNS

### Most Touchdowns, Career

|    |              |         |
|----|--------------|---------|
| 12 | John Riggins | 1976-84 |
| 6  | Gerald Riggs | 1990-91 |
| 5  | Andy Farkas  | 1940-43 |

### Most Touchdowns, Game

|   |                       |          |
|---|-----------------------|----------|
| 3 | John Riggins vs Rams  | 01/01/84 |
| 3 | Andy Farkas vs Giants | 12/19/43 |

### Most Consecutive Games Rushing for Touchdowns

|   |              |         |
|---|--------------|---------|
| 7 | John Riggins | 1982-83 |
|---|--------------|---------|

## PASSING - PASSER RATING

### Highest Passer Rating, Career (min. 150 att.)

|      |               |         |
|------|---------------|---------|
| 91.4 | Joe Theismann | 1974-85 |
| 74.5 | Mark Rypien   | 1990-92 |
| 68.6 | Billy Kilmer  | 1971-76 |

## PASSING - ATTEMPTS

### Most Passes Attempted, Career

|     |               |         |
|-----|---------------|---------|
| 222 | Mark Rypien   | 1990-92 |
| 211 | Joe Theismann | 1974-84 |
| 178 | Billy Kilmer  | 1971-76 |

# POSTSEASON RECORDS

## Most Passes Attempted, Game

|    |       |                          |       |          |
|----|-------|--------------------------|-------|----------|
| 50 | ..... | Todd Collins vs Seahawks | ..... | 01/05/08 |
| 50 | ..... | Jay Schroeder vs Giants  | ..... | 01/11/87 |
| 49 | ..... | Billy Kilmer vs Vikings  | ..... | 12/18/86 |

## PASSING - COMPLETIONS

### Most Passes Completed, Career

|     |       |               |       |         |
|-----|-------|---------------|-------|---------|
| 128 | ..... | Joe Theismann | ..... | 1974-84 |
| 121 | ..... | Mark Rypien   | ..... | 1990-92 |
| 92  | ..... | Billy Kilmer  | ..... | 1971-76 |

### Most Passes Completed, Game

|    |       |                          |       |          |
|----|-------|--------------------------|-------|----------|
| 29 | ..... | Todd Collins vs Seahawks | ..... | 01/05/08 |
| 27 | ..... | Mark Rypien vs 49ers     | ..... | 01/12/91 |
| 26 | ..... | Billy Kilmer vs Vikings  | ..... | 12/18/86 |

## PASSING - COMPLETION PCT.

### Highest Completion Percentage, Career (min. 150 att.)

|      |       |               |       |         |
|------|-------|---------------|-------|---------|
| 60.7 | ..... | Joe Theismann | ..... | 1974-84 |
| 54.5 | ..... | Mark Rypien   | ..... | 1990-92 |
| 51.7 | ..... | Billy Kilmer  | ..... | 1971-76 |

### Highest Completion Percentage, Game (min. 15 comp.)

|      |       |                          |       |          |
|------|-------|--------------------------|-------|----------|
| 78.3 | ..... | Joe Theismann vs Rams    | ..... | 01/01/84 |
| 76.2 | ..... | Sammy Baugh vs Giants    | ..... | 12/19/43 |
| 73.9 | ..... | Joe Theismann vs Vikings | ..... | 01/15/83 |

## PASSING - YARDS GAINED

### Most Yards Gained, Career

|       |       |               |       |         |
|-------|-------|---------------|-------|---------|
| 1,782 | ..... | Joe Theismann | ..... | 1974-84 |
| 1,699 | ..... | Mark Rypien   | ..... | 1990-92 |
| 1,060 | ..... | Billy Kilmer  | ..... | 1971-76 |

### Most Yards Gained, Game

|     |       |                          |       |          |
|-----|-------|--------------------------|-------|----------|
| 361 | ..... | Mark Rypien vs 49ers     | ..... | 01/12/91 |
| 340 | ..... | Doug Williams vs Broncos | ..... | 01/31/88 |
| 335 | ..... | Sammy Baugh vs Bears     | ..... | 12/12/37 |

### Most Games, 300 or More Yards Passing, Career

|   |       |               |       |         |
|---|-------|---------------|-------|---------|
| 1 | ..... | Mark Rypien   | ..... | 1990-92 |
| 1 | ..... | Doug Williams | ..... | 1987    |
| 1 | ..... | Joe Theismann | ..... | 1974-84 |
| 1 | ..... | Sammy Baugh   | ..... | 1937-45 |

### Longest Pass Completion

|     |       |                          |       |          |
|-----|-------|--------------------------|-------|----------|
| 80t | ..... | Doug Williams vs Broncos | ..... | 01/31/88 |
| 60  | ..... | Joe Theismann vs Raiders | ..... | 01/22/84 |
| 52  | ..... | Mark Brunell vs Seahawks | ..... | 01/14/06 |

## PASSING - AVERAGE GAIN

### Highest Average Gain, Career (150 att.)

|      |       |               |       |         |
|------|-------|---------------|-------|---------|
| 8.45 | ..... | Joe Theismann | ..... | 1974-84 |
| 7.65 | ..... | Mark Rypien   | ..... | 1990-92 |
| 5.96 | ..... | Billy Kilmer  | ..... | 1971-76 |

## Highest Average Gain, Game (20 attempts)

|       |       |                          |       |          |
|-------|-------|--------------------------|-------|----------|
| 13.13 | ..... | Joe Theismann vs Rams    | ..... | 01/01/84 |
| 11.72 | ..... | Doug Williams vs Broncos | ..... | 01/31/88 |
| 10.15 | ..... | Sammy Baugh vs Bears     | ..... | 12/12/37 |

## PASSING - TOUCHDOWNS

### Most Touchdown Passes, Career

|    |       |               |       |         |
|----|-------|---------------|-------|---------|
| 11 | ..... | Joe Theismann | ..... | 1974-84 |
| 8  | ..... | Mark Rypien   | ..... | 1990-92 |
| 8  | ..... | Billy Kilmer  | ..... | 1971-76 |

### Most Touchdown Passes, Game

|   |       |                          |       |          |
|---|-------|--------------------------|-------|----------|
| 4 | ..... | Doug Williams vs Broncos | ..... | 01/31/88 |
| 3 | ..... | Joe Theismann vs Lions   | ..... | 01/08/83 |
| 3 | ..... | Sammy Baugh vs Bears     | ..... | 12/12/37 |

## PASSING - HAD INTERCEPTED

### Lowest Percentage, Passes Had Intercepted, Career (min. 150 att.)

|     |       |               |       |         |
|-----|-------|---------------|-------|---------|
| 3.3 | ..... | Joe Theismann | ..... | 1974-84 |
| 3.9 | ..... | Billy Kilmer  | ..... | 1971-76 |
| 4.1 | ..... | Mark Rypien   | ..... | 1990-92 |

### Most Attempts Without Interception, Game

|    |       |                          |       |          |
|----|-------|--------------------------|-------|----------|
| 37 | ..... | Mark Brunell vs Seahawks | ..... | 01/14/06 |
| 26 | ..... | Doug Williams vs Vikings | ..... | 01/07/88 |
| 23 | ..... | Jay Schroeder vs Rams    | ..... | 12/28/86 |
| 23 | ..... | Joe Theismann vs Rams    | ..... | 01/01/84 |

### Most Passes Had Intercepted, Career

|   |       |             |       |         |
|---|-------|-------------|-------|---------|
| 9 | ..... | Mark Rypien | ..... | 1990-92 |
|---|-------|-------------|-------|---------|

### Most Passes Had Intercepted, Game

|   |       |                           |       |          |
|---|-------|---------------------------|-------|----------|
| 5 | ..... | Frankie Filchock vs Bears | ..... | 12/08/40 |
|---|-------|---------------------------|-------|----------|

## RECEPTIONS

### Most Pass Receptions, Career

|    |       |               |       |         |
|----|-------|---------------|-------|---------|
| 69 | ..... | Art Monk      | ..... | 1983-92 |
| 56 | ..... | Gary Clark    | ..... | 1986-92 |
| 31 | ..... | Ricky Sanders | ..... | 1986-92 |
| 31 | ..... | Charlie Brown | ..... | 1982-83 |

### Most Pass Receptions, Game

|    |       |                               |       |          |
|----|-------|-------------------------------|-------|----------|
| 10 | ..... | Antwaan Randle El vs Seahawks | ..... | 01/05/08 |
| 10 | ..... | Art Monk vs 49ers             | ..... | 01/12/91 |
| 10 | ..... | Art Monk vs Bears             | ..... | 12/30/84 |

## RECEIVING - YARDS GAINED

### Most Yards Gained, Career

|       |       |               |       |         |
|-------|-------|---------------|-------|---------|
| 1,062 | ..... | Art Monk      | ..... | 1983-92 |
| 785   | ..... | Gary Clark    | ..... | 1986-92 |
| 643   | ..... | Charlie Brown | ..... | 1982-93 |

### Most Yards Gained, Game

|     |       |                          |       |          |
|-----|-------|--------------------------|-------|----------|
| 193 | ..... | Ricky Sanders vs Broncos | ..... | 01/31/88 |
| 171 | ..... | Charlie Brown vs Rams    | ..... | 01/01/84 |
| 163 | ..... | Art Monk vs 49ers        | ..... | 01/12/91 |



# POSTSEASON RECORDS

## Most Games, 100 or More Yards Pass Receiving, Career

|   |               |         |
|---|---------------|---------|
| 4 | Art Monk      | 1983-92 |
| 2 | Gary Clark    | 1986-92 |
| 2 | Charlie Brown | 1982-83 |

## Longest Pass Reception

|     |                          |          |
|-----|--------------------------|----------|
| 80t | Ricky Sanders vs Broncos | 01/31/88 |
| 60  | Charlie Brown vs Rams    | 01/22/84 |
| 52  | Chris Cooley vs Seahawks | 01/14/06 |

## RECEIVING - AVERAGE GAIN

### Highest Average Gain, Career (min. 20 rec.)

|      |               |         |
|------|---------------|---------|
| 20.7 | Charlie Brown | 1982-83 |
| 16.7 | Ricky Sanders | 1986-92 |
| 15.4 | Art Monk      | 1983-92 |

### Highest Average Gain, Game (min. 3 rec.)

|      |                          |          |
|------|--------------------------|----------|
| 31.7 | Steve Bagarus vs Rams    | 12/16/45 |
| 31.0 | Charlie Brown vs Raiders | 01/22/84 |
| 28.5 | Charlie Brown vs Rams    | 01/01/84 |

## RECEIVING - TOUCHDOWNS

### Most Touchdowns, Career

|   |               |         |
|---|---------------|---------|
| 7 | Art Monk      | 1983-92 |
| 6 | Gary Clark    | 1986-92 |
| 5 | Alvin Garrett | 1982-83 |

### Most Touchdowns, Game

|    |                        |          |
|----|------------------------|----------|
| 3* | Alvin Garrett vs Lions | 01/08/83 |
|----|------------------------|----------|

## INTERCEPTIONS BY

### Most Interceptions By, Career

|   |               |         |
|---|---------------|---------|
| 6 | Darrell Green | 1983-99 |
| 4 | Barry Wilburn | 1986-87 |

### Most Interceptions By, Game

|   |             |  |
|---|-------------|--|
| 2 | Six players | (Last: LaRon Landry vs Seahawks, 01/05/08) |
|---|-------------|--|

## INTERCEPTIONS - YARDS GAINED

### Most Yards Gained, Career

|     |               |         |
|-----|---------------|---------|
| 133 | Darrell Green | 1983-99 |
| 77  | Jeris White   | 1982    |
| 67  | Kurt Gouveia  | 1987-99 |

### Most Yards Gained, Game

|    |                       |          |
|----|-----------------------|----------|
| 77 | Jeris White vs Lions  | 01/08/83 |
| 72 | Darrell Green vs Rams | 01/01/84 |
| 56 | Brad Edwards vs Bills | 01/26/92 |

## INTERCEPTIONS - TOUCHDOWNS

### Most Touchdowns, Career

|   |               |         |
|---|---------------|---------|
| 2 | Darrell Green | 1983-99 |
| 1 | Darryl Grant  | 1982-90 |
| 1 | Jeris White   | 1982    |

### Most Touchdowns, Game

|   |            |  |
|---|------------|--|
| 1 | Four times | Last: Darrell Green vs Lions, 01/12/92 |
|---|------------|--|

## PUNTING

### Most Punts, Career

|    |            |         |
|----|------------|---------|
| 37 | Steve Cox  | 1986-87 |
| 35 | Jeff Hayes | 1982-84 |
| 35 | Mike Bragg | 1971-76 |

### Most Punts, Game

|    |                          |          |
|----|--------------------------|----------|
| 10 | Riley Smith vs Packers   | 12/13/36 |
| 9  | Kelly Goodburn vs Eagles | 01/05/91 |
| 9  | Steve Cox vs Giants      | 01/11/87 |

### Longest Punt

|    |                        |          |
|----|------------------------|----------|
| 66 | Mike Bragg vs 49ers    | 12/26/71 |
| 61 | Roy Zimmerman vs Bears | 12/08/40 |
| 58 | Mike Bragg vs Rams     | 12/22/74 |

## PUNTING - AVERAGE YARDAGE

### Highest Average, Punting, Career (min. 25 punts)

|      |                |         |
|------|----------------|---------|
| 39.5 | Mike Bragg     | 1971-76 |
| 38.9 | Steve Cox      | 1986-87 |
| 36.9 | Kelly Goodburn | 1990-92 |

### Highest Average, Punting, Game (min. 4 punts)

|      |                       |          |
|------|-----------------------|----------|
| 52.5 | Sammy Baugh vs Bears  | 12/13/42 |
| 48.3 | Sav Rocca vs Seahawks | 01/06/12 |
| 46.5 | Mike Bragg vs Packers | 12/24/72 |
| 46.2 | Mike Bragg vs 49ers   | 12/26/71 |

## PUNT RETURNS

### Most Punt Returns, Career

|    |                |         |
|----|----------------|---------|
| 18 | Brian Mitchell | 1990-99 |
| 15 | Mike Nelms     | 1982-84 |
| 11 | Eric Yarber    | 1986-87 |

### Most Punt Returns, Game

|   |                              |          |
|---|------------------------------|----------|
| 6 | Mike Nelms vs Dolphins       | 01/30/83 |
| 6 | Eddie Brown vs Vikings       | 12/18/76 |
| 5 | Brian Mitchell vs Buccaneers | 01/15/00 |

## PUNT RETURNS - YARDS GAINED

### Most Yards Gained, Career

|     |                |         |
|-----|----------------|---------|
| 204 | Brian Mitchell | 1990-99 |
| 164 | Mike Nelms     | 1982-84 |
| 102 | Darrell Green  | 1983-99 |

### Most Yards Gained, Game

|    |                           |          |
|----|---------------------------|----------|
| 70 | Brian Mitchell vs Vikings | 01/02/93 |
| 60 | Mike Nelms vs Lions       | 01/08/83 |
| 56 | Nick Giaquinto vs Rams    | 01/01/84 |

### Longest Punt Return

|    |                              |          |
|----|------------------------------|----------|
| 34 | Darrell Green vs Raiders     | 01/22/84 |
| 15 | Brian Mitchell vs Buccaneers | 01/15/00 |
| 13 | Antonio Brown vs Buccaneers  | 01/07/06 |

# POSTSEASON RECORDS

## PUNT RETURNS - AVG. YARDAGE

### Highest Average, Career (min. 10 returns)

|      |                |         |
|------|----------------|---------|
| 11.3 | Brian Mitchell | 1990-99 |
| 10.3 | Mike Nelms     | 1982-84 |

### Highest Average, Game

|      |                           |          |
|------|---------------------------|----------|
| 23.3 | Brian Mitchell vs Vikings | 01/02/93 |
| 20.0 | Mike Nelms vs Lions       | 01/08/83 |
| 18.7 | Nick Giaquinto vs Rams    | 01/01/84 |

## PUNT RETURNS - TOUCHDOWNS

### Most Touchdowns, Career

|   |               |         |
|---|---------------|---------|
| 1 | Darrell Green | 1983-99 |
|---|---------------|---------|

### Most Touchdowns, Game

|    |                        |          |
|----|------------------------|----------|
| 1* | Darrell Green vs Bears | 01/10/88 |
|----|------------------------|----------|

## KICKOFF RETURNS

### Most Kickoff Returns, Career

|    |                |         |
|----|----------------|---------|
| 14 | Brian Mitchell | 1990-99 |
| 13 | Mike Nelms     | 1982-84 |
| 9  | Alvin Garrett  | 1982-83 |

### Most Kickoff Returns, Game

|   |                             |          |
|---|-----------------------------|----------|
| 6 | Rock Cartwright vs Seahawks | 01/05/08 |
| 6 | Eddie Brown vs Vikings      | 12/18/76 |
| 5 | Alvin Garrett vs Raiders    | 01/22/84 |

## KICK RETURNS - YARDS GAINED

### Most Yards Gained, Career

|     |                |         |
|-----|----------------|---------|
| 353 | Brian Mitchell | 1990-99 |
| 308 | Mike Nelms     | 1982-84 |
| 178 | Alvin Garrett  | 1982-83 |

### Most Yards Gained, Game

|     |                             |          |
|-----|-----------------------------|----------|
| 176 | Rock Cartwright vs Seahawks | 01/05/08 |
| 170 | Speedy Duncan vs 49ers      | 12/26/71 |
| 136 | Eddie Brown vs Vikings      | 12/18/76 |

### Longest Return

|      |                              |          |
|------|------------------------------|----------|
| 100t | Brian Mitchell vs Buccaneers | 01/15/00 |
|------|------------------------------|----------|

## KICK RETURNS - AVG. YARDAGE

### Highest Average, Career (min. 10 returns)

|      |                |         |
|------|----------------|---------|
| 25.2 | Brian Mitchell | 1990-99 |
| 23.7 | Mike Nelms     | 1982-84 |

### Highest Average, Game (min. 3 returns)

|       |                             |          |
|-------|-----------------------------|----------|
| 56.7* | Speedy Duncan vs 49ers      | 12/26/71 |
| 32.0  | Mike Nelms vs Dallas        | 01/22/83 |
| 29.3  | Rock Cartwright vs Seahawks | 01/05/08 |

## KICK RETURNS - TOUCHDOWNS

### Most Touchdowns, Career

|   |                |         |
|---|----------------|---------|
| 1 | Brian Mitchell | 1990-99 |
|---|----------------|---------|

### Most Touchdowns, Game

|    |                              |          |
|----|------------------------------|----------|
| 1* | Brian Mitchell vs Buccaneers | 01/15/00 |
|----|------------------------------|----------|

## FUMBLES

### Most Fumbles, Career

|   |                |         |
|---|----------------|---------|
| 2 | Stephen Davis  | 1999    |
| 2 | Brian Mitchell | 1990-99 |

### Most Fumbles, Game

|   |                         |          |
|---|-------------------------|----------|
| 2 | Brian Mitchell vs 49ers | 01/09/93 |
|---|-------------------------|----------|

## YARDS RETURNING FUMBLES

### Longest Fumble Return

|    |                       |          |
|----|-----------------------|----------|
| 49 | Mike Bass vs Dolphins | 01/14/83 |
|----|-----------------------|----------|

## FUMBLE RETURN TOUCHDOWNS

### Most Touchdowns, Career

|   |                 |         |
|---|-----------------|---------|
| 3 | Brad Dusek      | 1974-81 |
| 3 | Chris Hanburger | 1965-78 |

## SACKS

### Most Sacks, Career

|      |               |         |
|------|---------------|---------|
| 10.0 | Charles Mann  | 1983-92 |
| 8.0  | Dexter Manley | 1982-87 |
| 7.0  | Fred Stokes   | 1991-92 |

### Most Sacks, Game

|     |                          |          |
|-----|--------------------------|----------|
| 3.5 | Rich Milot vs Bears      | 12/30/84 |
| 3.0 | Fred Stokes vs Vikings   | 01/02/93 |
| 3.0 | Wilber Marshall vs Lions | 01/12/92 |
| 3.0 | Charles Mann vs Bears    | 01/10/88 |

## INTERCEPTIONS BY

### Most Interceptions, Career

|   |               |         |
|---|---------------|---------|
| 6 | Darrell Green | 1983-99 |
| 4 | Barry Wilburn | 1986-87 |

### Most Interceptions, Game

|   |            |  |
|---|------------|--|
| 2 | Four times | (Last: LaRon Landry vs Seahawks, 01/05/08) |
|---|------------|--|

# TOP TENS - CAREER

## GAMES PLAYED

| PLAYER.....            | YEARS.....   | GAMES |
|------------------------|--------------|-------|
| 1 Darrell Green.....   | 1983-02..... | 295   |
| 2 Monte Coleman.....   | 1979-94..... | 215   |
| 3 Art Monk.....        | 1980-93..... | 205   |
| 4 Dave Butz.....       | 1975-88..... | 203   |
| 5 Len Hauss.....       | 1964-77..... | 196   |
| 6 Don Warren.....      | 1979-92..... | 193   |
| 7 Chris Hanburger..... | 1965-78..... | 187   |
| 8 Jeff Bostic.....     | 1980-83..... | 184   |
| 9 Mark Moseley.....    | 1974-86..... | 182   |
| 10 Mike Bragg.....     | 1968-79..... | 172   |

## SCORING

| PLAYER.....           | YEARS.....   | PTS.....  | TD..... | PAT..... | FGM..... | 2-PT..... |
|-----------------------|--------------|-----------|---------|----------|----------|-----------|
| 1 Mark Moseley.....   | 1974-86..... | 1206..... | 0.....  | 417..... | 263..... | 0         |
| 2 Chip Lohmiller..... | 1988-94..... | 787.....  | 0.....  | 262..... | 175..... | 0         |
| 3 Charley Taylor..... | 1964-77..... | 540.....  | 90..... | 0.....   | 0.....   | 0         |
| 4 John Riggins.....   | 1976-85..... | 510.....  | 85..... | 0.....   | 0.....   | 0         |
| 5 Curt Knight.....    | 1969-73..... | 475.....  | 0.....  | 172..... | 101..... | 0         |
| 6 Art Monk.....       | 1980-93..... | 390.....  | 65..... | 0.....   | 0.....   | 0         |
| 7 Jerry Smith.....    | 1965-77..... | 360.....  | 60..... | 0.....   | 0.....   | 0         |
| 8t Gary Clark.....    | 1985-92..... | 348.....  | 58..... | 0.....   | 0.....   | 0         |
| 8t Hugh Taylor.....   | 1947-54..... | 348.....  | 58..... | 0.....   | 0.....   | 0         |
| 10 Larry Brown.....   | 1969-76..... | 330.....  | 55..... | 0.....   | 0.....   | 0         |

## TOTAL TOUCHDOWNS

| PLAYER.....            | YEARS.....   | TD |
|------------------------|--------------|----|
| 1 Charley Taylor.....  | 1964-77..... | 90 |
| 2 John Riggins.....    | 1976-85..... | 85 |
| 3 Art Monk.....        | 1980-93..... | 65 |
| 4 Jerry Smith.....     | 1965-77..... | 60 |
| 5t Gary Clark.....     | 1985-92..... | 58 |
| 5t Hugh Taylor.....    | 1947-54..... | 58 |
| 7 Larry Brown.....     | 1969-76..... | 55 |
| 8 Bobby Mitchell.....  | 1962-68..... | 53 |
| 9 Clinton Portis.....  | 2004-10..... | 49 |
| 10t Stephen Davis..... | 1996-02..... | 48 |
| 10t Santana Moss.....  | 2005-13..... | 48 |

## RUSHING YARDS

| PLAYER.....           | YEARS.....   | YDS.....   | ATT.....   | AVG..... | LG.....  | TD |
|-----------------------|--------------|------------|------------|----------|----------|----|
| 1 John Riggins.....   | 1976-85..... | 7,472..... | 1,988..... | 3.8..... | 66t..... | 79 |
| 2 Clinton Portis..... | 2004-10..... | 6,824..... | 1,667..... | 4.1..... | 78.....  | 46 |
| 3 Larry Brown.....    | 1969-76..... | 5,875..... | 1,530..... | 3.8..... | 75t..... | 35 |
| 4 Stephen Davis.....  | 1996-02..... | 5,790..... | 1,383..... | 4.2..... | 76t..... | 45 |
| 5 Terry Allen.....    | 1995-98..... | 4,086..... | 1,043..... | 3.9..... | 49t..... | 37 |
| 6 Earnest Byner.....  | 1989-93..... | 3,950..... | 990.....   | 4.0..... | 32.....  | 25 |
| 7 Cliff Battles.....  | 1932-37..... | 3,511..... | 839.....   | 4.2..... | -.....   | 23 |
| 8 Mike Thomas.....    | 1975-78..... | 3,359..... | 878.....   | 3.8..... | 34.....  | 15 |
| 9 Ladell Betts.....   | 2002-09..... | 3,176..... | 776.....   | 4.1..... | 27.....  | 13 |
| 10 Don Bosseler.....  | 1957-64..... | 3,112..... | 775.....   | 4.0..... | 41t..... | 22 |

## RUSHING ATTEMPTS

| PLAYER.....           | YEARS.....   | ATT.  |
|-----------------------|--------------|-------|
| 1 John Riggins.....   | 1976-85..... | 1,988 |
| 2 Clinton Portis..... | 2004-10..... | 1,667 |
| 3 Larry Brown.....    | 1969-76..... | 1,530 |
| 4 Stephen Davis.....  | 1996-02..... | 1,383 |
| 5 Terry Allen.....    | 1995-98..... | 1,043 |
| 6 Earnest Byner.....  | 1989-93..... | 990   |
| 7 Mike Thomas.....    | 1975-78..... | 878   |
| 8 Cliff Battles.....  | 1932-37..... | 839   |
| 9 Ladell Betts.....   | 2002-09..... | 776   |
| 10 Don Bosseler.....  | 1957-64..... | 775   |

## RUSHING TOUCHDOWNS

| PLAYER.....           | YEARS.....   | TD |
|-----------------------|--------------|----|
| 1 John Riggins.....   | 1976-85..... | 79 |
| 2 Clinton Portis..... | 2004-10..... | 46 |
| 3 Stephen Davis.....  | 1996-02..... | 45 |
| 4 Terry Allen.....    | 1995-98..... | 37 |
| 5 Larry Brown.....    | 1969-76..... | 35 |
| 6 George Rogers.....  | 1985-87..... | 31 |
| 7 Earnest Byner.....  | 1989-93..... | 25 |
| 8 Cliff Battles.....  | 1932-37..... | 23 |
| 9t Don Bosseler.....  | 1957-64..... | 22 |
| 9t Alfred Morris..... | 2012-14..... | 22 |

## PASSING YARDS

| PLAYER.....            | YEARS.....   | YDS..... | ATT..... | COMP.....  | PCT.....  | TD.....  | INT |
|------------------------|--------------|----------|----------|------------|-----------|----------|-----|
| 1 Joe Theismann.....   | 1974-85..... | 25,206.. | 3,602... | 2,044..... | 56.7..... | 160..... | 138 |
| 2 Sonny Jurgensen..... | 1964-74..... | 22,585.. | 3,155... | 1,831..... | 58.0..... | 179..... | 116 |
| 3 Sammy Baugh.....     | 1937-52..... | 21,886.. | 2,995... | 1,693..... | 56.5..... | 187..... | 203 |
| 4 Mark Rypien.....     | 1988-93..... | 15,928.. | 2,207... | 1,244..... | 56.4..... | 101..... | 75  |
| 5 Billy Kilmer.....    | 1971-78..... | 12,352.. | 1,791... | 953.....   | 53.2..... | 103..... | 75  |
| 6 Jason Campbell.....  | 2006-09..... | 10,860.. | 1,637... | 1,002..... | 61.2..... | 55.....  | 38  |
| 7 Gus Frerotte.....    | 1994-98..... | 9,769... | 1,422... | 744.....   | 52.3..... | 48.....  | 44  |
| 8 Norm Snead.....      | 1961-63..... | 8,306... | 1,092... | 531.....   | 48.6..... | 46.....  | 71  |
| 9 Eddie LeBaron.....   | 1952-59..... | 8,068... | 1,104... | 539.....   | 48.8..... | 59.....  | 88  |
| 10 Jay Schroeder.....  | 1985-87..... | 7,445... | 1,017... | 517.....   | 50.8..... | 39.....  | 37  |

## PASSING ATTEMPTS

| PLAYER.....            | YEARS.....   | ATT.  |
|------------------------|--------------|-------|
| 1 Joe Theismann.....   | 1974-85..... | 3,602 |
| 2 Sonny Jurgensen..... | 1964-74..... | 3,155 |
| 3 Sammy Baugh.....     | 1937-52..... | 2,995 |
| 4 Mark Rypien.....     | 1988-93..... | 2,207 |
| 5 Billy Kilmer.....    | 1971-78..... | 1,791 |
| 6 Jason Campbell.....  | 2006-09..... | 1,637 |
| 7 Gus Frerotte.....    | 1994-98..... | 1,422 |
| 8 Eddie LeBaron.....   | 1952-59..... | 1,104 |
| 9 Norm Snead.....      | 1961-63..... | 1,092 |
| 10 Jay Schroeder.....  | 1985-87..... | 1,017 |

## PASS COMPLETIONS

| PLAYER.....               | YEARS.....   | COMP. |
|---------------------------|--------------|-------|
| 1 Joe Theismann.....      | 1974-85..... | 2,044 |
| 2 Sonny Jurgensen.....    | 1964-74..... | 1,831 |
| 3 Sammy Baugh.....        | 1937-52..... | 1,693 |
| 4 Mark Rypien.....        | 1988-93..... | 1,244 |
| 5 Jason Campbell.....     | 2006-09..... | 1,002 |
| 6 Billy Kilmer.....       | 1971-78..... | 953   |
| 7 Gus Frerotte.....       | 1994-98..... | 744   |
| 8 Robert Griffin III..... | 2012-14..... | 563   |
| 9 Brad Johnson.....       | 1999-00..... | 544   |
| 10 Mark Brunell.....      | 2004-06..... | 542   |

## PASSING TOUCHDOWNS

| PLAYER.....            | YEARS.....   | TD  |
|------------------------|--------------|-----|
| 1 Sammy Baugh.....     | 1937-52..... | 187 |
| 2 Sonny Jurgensen..... | 1964-74..... | 179 |
| 3 Joe Theismann.....   | 1974-85..... | 160 |
| 4 Billy Kilmer.....    | 1971-78..... | 103 |
| 5 Mark Rypien.....     | 1988-93..... | 101 |
| 6 Eddie LeBaron.....   | 1952-59..... | 59  |
| 7 Jason Campbell.....  | 2006-09..... | 55  |
| 8 Gus Frerotte.....    | 1994-98..... | 48  |
| 9 Norm Snead.....      | 1961-63..... | 46  |
| 10 Jay Schroeder.....  | 1985-87..... | 39  |

# TOP TENS - CAREER

## RECEIVING YARDS

| PLAYER.....               | YEARS.....   | YDS..... |
|---------------------------|--------------|----------|
| 1 Art Monk.....           | 1980-93..... | 12,026   |
| 2 Charley Taylor.....     | 1964-77..... | 9,110    |
| 3 Gary Clark.....         | 1985-92..... | 8,742    |
| 4 Santana Moss.....       | 2005-13..... | 7,751    |
| 5 Bobby Mitchell.....     | 1962-68..... | 6,492    |
| 6 Ricky Sanders.....      | 1986-93..... | 5,854    |
| 7 Jerry Smith.....        | 1965-77..... | 5,496    |
| 8 Hugh Taylor.....        | 1947-54..... | 5,233    |
| 9 Chris Cooley.....       | 2004-12..... | 4,711    |
| 10 Michael Westbrook..... | 1995-01..... | 4,280    |

## RECEPTIONS

| PLAYER.....              | YEARS.....   | REC..... | YDS.....    | AVG.....  | LG.....  | TD..... |
|--------------------------|--------------|----------|-------------|-----------|----------|---------|
| 1 Art Monk.....          | 1980-93..... | 888..... | 12,026..... | 13.5..... | 79t..... | 65      |
| 2 Charley Taylor.....    | 1964-77..... | 649..... | 9,110.....  | 14.0..... | 88t..... | 79      |
| 3 Santana Moss.....      | 2005-13..... | 571..... | 7,751.....  | 13.6..... | 78t..... | 47      |
| 4 Gary Clark.....        | 1985-92..... | 549..... | 8,742.....  | 15.9..... | 84t..... | 58      |
| 5 Chris Cooley.....      | 2004-12..... | 429..... | 4,711.....  | 11.0..... | 66t..... | 33      |
| 6 Jerry Smith.....       | 1965-77..... | 421..... | 5,496.....  | 13.1..... | 56.....  | 60      |
| 7 Ricky Sanders.....     | 1986-93..... | 414..... | 5,854.....  | 14.1..... | 71.....  | 36      |
| 8 Bobby Mitchell.....    | 1962-68..... | 393..... | 6,492.....  | 16.5..... | 99t..... | 49      |
| 9 Michael Westbrook..... | 1995-01..... | 277..... | 4,280.....  | 15.5..... | 76t..... | 24      |
| 10 Hugh Taylor.....      | 1947-54..... | 272..... | 5,233.....  | 19.2..... | 76t..... | 58      |

## RECEIVING TOUCHDOWNS

| PLAYER.....               | YEARS.....   | TD..... |
|---------------------------|--------------|---------|
| 1 Charley Taylor.....     | 1964-77..... | 79      |
| 2 Art Monk.....           | 1980-93..... | 65      |
| 3 Jerry Smith.....        | 1965-77..... | 60      |
| 4t Gary Clark.....        | 1985-92..... | 58      |
| 4t Hugh Taylor.....       | 1947-54..... | 58      |
| 6 Bobby Mitchell.....     | 1962-68..... | 49      |
| 7 Santana Moss.....       | 2005-12..... | 47      |
| 8 Ricky Sanders.....      | 1986-93..... | 36      |
| 9 Chris Cooley.....       | 2004-12..... | 33      |
| 10 Michael Westbrook..... | 1995-01..... | 24      |



## SACKS (SINCE 1982)

| PLAYER.....          | YEARS.....   | SACKS..... |
|----------------------|--------------|------------|
| 1 Dexter Manley..... | 1981-89..... | *91        |
| 2 Charles Mann.....  | 1983-93..... | 82         |
| 3 Monte Coleman..... | 1979-94..... | *43.5      |
| 4 Ken Harvey.....    | 1994-98..... | 41.5       |
| 5 Brian Orakpo.....  | 2009-14..... | 40.5       |
| 6 Dave Butz.....     | 1975-88..... | *35.5      |
| 7 Andre Carter.....  | 2006-10..... | 34         |
| 8 Bruce Smith.....   | 2000-03..... | 29         |
| 9 Ryan Kerrigan..... | 2011-14..... | 28.5       |
| 10 Darryl Grant..... | 1981-90..... | *27        |

\* Incomplete Data (stat was not tracked during some included years)

## INTERCEPTIONS

| PLAYER.....           | YEARS.....   | INT..... | YDS.....  | AVG.....   | LG.....   | TD..... |
|-----------------------|--------------|----------|-----------|------------|-----------|---------|
| 1 Darrell Green.....  | 1983-02..... | 54.....  | 621.....  | 11.5.....  | *83t..... | 6       |
| 2 Brig Owens.....     | 1966-77..... | 36.....  | 686.....  | 19.1.....  | *60t..... | 3       |
| 3 Sammy Baugh.....    | 1937-52..... | *31..... | *491..... | *15.8..... | *74.....  | 0       |
| 4 Mike Bass.....      | 1969-75..... | 30.....  | 478.....  | 15.9.....  | 68t.....  | 3       |
| 5 Joe Lavender.....   | 1976-82..... | *29..... | *338..... | *11.7..... | *51t..... | 1       |
| 6 Paul Krause.....    | 1964-67..... | 28.....  | 333.....  | 11.9.....  | 43.....   | 1       |
| 7t Pat Fischer.....   | 1968-77..... | 27.....  | 412.....  | 15.3.....  | *67.....  | 1       |
| 7t Mark Murphy.....   | 1977-84..... | 27.....  | 282.....  | 10.4.....  | *48.....  | 0       |
| 9 Ken Houston.....    | 1973-80..... | 24.....  | 248.....  | 10.3.....  | *37.....  | 0       |
| 10 DeAngelo Hall..... | 2008-13..... | 23.....  | 369.....  | 16.0.....  | 92t.....  | 3       |

## FIELD GOAL PERCENTAGE

| PLAYER.....             | YEARS.....   | PCT. (min. 50 att.)..... |
|-------------------------|--------------|--------------------------|
| 1 Shaun Suisham.....    | 2006-09..... | 80.2 (81-101)            |
| 2 John Hall.....        | 2003-06..... | 78.3 (54-69)             |
| 3 Brett Conway.....     | 1998-02..... | 75.4 (52-69)             |
| 4 Graham Gano.....      | 2009-11..... | 73.8 (36-59)             |
| 5 Scott Blanton.....    | 1996-98..... | 73.3 (44-60)             |
| 6 Chip Lohmiller.....   | 1988-94..... | 71.4 (175-245)           |
| 7 Mark Moseley.....     | 1974-86..... | 66.2 (263-397)           |
| 8 Curt Knight.....      | 1969-73..... | 57.7 (101-175)           |
| 9 Sam Baker.....        | 1953-59..... | 56.3 (54-96)             |
| 10 Charlie Gogolak..... | 1966-68..... | 56.1 (32-57)             |

## FIELD GOALS MADE

| PLAYER.....           | YEARS.....   | FG..... |
|-----------------------|--------------|---------|
| 1 Mark Moseley.....   | 1974-86..... | 263     |
| 2 Chip Lohmiller..... | 1988-94..... | 175     |
| 3 Curt Knight.....    | 1969-73..... | 101     |
| 4 Shaun Suisham.....  | 2006-09..... | 81      |
| 5 Graham Gano.....    | 2009-11..... | 59      |
| 6t Sam Baker.....     | 1953-59..... | 54      |
| 6t John Hall.....     | 2003-06..... | 54      |
| 8 Brett Conway.....   | 1998-02..... | 52      |
| 9 Scott Blanton.....  | 1996-98..... | 44      |
| 10 Bob Khayat.....    | 1960-63..... | 38      |

## PUNTING AVERAGE

| PLAYER.....              | YEARS.....   | AVG. (min. 50 punt)..... |
|--------------------------|--------------|--------------------------|
| 1 Sammy Baugh.....       | 1937-52..... | 45.1                     |
| 2 Reggie Roby.....       | 1993-94..... | 44.3                     |
| 3 Tom Tupa.....          | 2004.....    | 44.1                     |
| 4 Matt Turk.....         | 1995-99..... | 43.8                     |
| 5 Sam Baker.....         | 1953-59..... | 43.4                     |
| 6 Sav Rocca.....         | 2011-13..... | 42.9                     |
| 7t Steve Cox.....        | 1985-88..... | 42.0                     |
| 7t Eagle Day.....        | 1950-60..... | 42.0                     |
| 7t Pat Richter.....      | 1963-70..... | 42.0                     |
| 10 Ryan Plackemeier..... | 2008.....    | 41.7                     |

# TOP TENS - CAREER

## PUNTING YARDS

| PLAYER.....          | YEARS.....   | YDS.   |
|----------------------|--------------|--------|
| 1 Mike Bragg.....    | 1968-79..... | 35,746 |
| 2 Matt Turk.....     | 1995-99..... | 16,981 |
| 3 Sammy Baugh.....   | 1937-52..... | 15,245 |
| 4 Pat Richter.....   | 1963-70..... | 14,183 |
| 5 Sam Baker.....     | 1953-59..... | 9,673  |
| 6 Derrick Frost..... | 2005-07..... | 9,617  |
| 7 Sav Rocca.....     | 2011-13..... | 9,352  |
| 8 Bryan Barker.....  | 2001-03..... | 9,048  |
| 9 Steve Cox.....     | 1985-88..... | 8,238  |
| 10 Jeff Hayes.....   | 1982-85..... | 8,232  |

## PUNTS

| PLAYER.....          | YEARS.....   | PUNTS |
|----------------------|--------------|-------|
| 1 Mike Bragg.....    | 1968-79..... | 896   |
| 2 Matt Turk.....     | 1995-99..... | 388   |
| 3t Sammy Baugh.....  | 1937-52..... | 338   |
| 3t Pat Richter.....  | 1963-70..... | 338   |
| 5 Derrick Frost..... | 2005-07..... | 232   |
| 6 Sam Baker.....     | 1953-59..... | 223   |
| 7 Bryan Barker.....  | 2001-03..... | 222   |
| 8 Sav Rocca.....     | 2011-13..... | 218   |
| 9 Jeff Hayes.....    | 1982-85..... | 211   |
| 10 Steve Cox.....    | 1985-88..... | 196   |

## KICKOFF RETURN YARDS

| PLAYER.....            | YEARS.....          | YDS.....   | KR.....  | AVG.....  | LG.....   | TD |
|------------------------|---------------------|------------|----------|-----------|-----------|----|
| 1 Brian Mitchell.....  | 1990-99.....        | 9,586..... | 421..... | 22.8..... | 101t..... | 2  |
| 2 Rock Cartwright..... | 2002-09.....        | 5,332..... | 222..... | 24.4..... | 100t..... | 1  |
| 3 Mike Nelms.....      | 1980-84.....        | 4,128..... | 175..... | 23.6..... | 84.....   | 0  |
| 4 Dick James.....      | 1956-63.....        | 3,949..... | 155..... | 25.5..... | 72.....   | 0  |
| 5 Brandon Banks.....   | 2010-12.....        | 2,856..... | 119..... | 24.0..... | 96t.....  | 1  |
| 6 Rickie Harris.....   | 1965-70.....        | 2,326..... | 102..... | 22.8..... | 54.....   | 0  |
| 7 Eddie Saenz.....     | 1946-51.....        | 2,191..... | 93.....  | 23.6..... | 94t.....  | 2  |
| 8 Ladell Betts.....    | 2002-09.....        | 2,062..... | 86.....  | 24.0..... | 94t.....  | 1  |
| 9 James Thrash.....    | 1997-00, 04-09..... | 1,903..... | 85.....  | 22.5..... | 95t.....  | 1  |
| 10 Larry Jones.....    | 1974-77.....        | 1,816..... | 73.....  | 24.9..... | 102t..... | 1  |

## PUNT RETURN YARDS

| PLAYER.....              | YEARS.....   | YDS.....   | PR.....  | AVG.....   | LG.....   | TD |
|--------------------------|--------------|------------|----------|------------|-----------|----|
| 1 Brian Mitchell.....    | 1990-99..... | 3,476..... | 317..... | 11.0.....  | 84t.....  | 7  |
| 2 Mike Nelms.....        | 1980-84..... | 1,948..... | 212..... | 9.2.....   | 75t.....  | 2  |
| 3 Eddie Brown.....       | 1975-77..... | 1,150..... | 111..... | 10.4.....  | *71t..... | 1  |
| 4 Rickie Harris.....     | 1965-70..... | 1,005..... | 119..... | 8.4.....   | 86t.....  | 3  |
| 5 Brandon Banks.....     | 2010-12..... | 937.....   | 100..... | 9.4.....   | 55.....   | 0  |
| 6 Antwaan Randle El..... | 2006-09..... | 907.....   | 129..... | 7.0.....   | 87t.....  | 1  |
| 7 Dick James.....        | 1956-63..... | 794.....   | 98.....  | 8.1.....   | 39.....   | 0  |
| 8 Eddie Saenz.....       | 1946-51..... | 643.....   | 59.....  | 10.9.....  | *32.....  | 0  |
| 9 Andy Farkas.....       | 1938-44..... | *630.....  | *52..... | *12.1..... | *59.....  | 1  |
| 10 Darrell Green.....    | 1983-02..... | 611.....   | 51.....  | 12.0.....  | *37.....  | 0  |



# TOP TENS - SEASON

## SCORING

| PLAYER..... | YEAR.....              | PTS.....  | TD.....  | PAT..... | FGM..... | 2-PT..... |    |
|-------------|------------------------|-----------|----------|----------|----------|-----------|----|
| 1           | Mark Moseley.....      | 1983..... | 161..... | 0.....   | 62.....  | 33.....   | 0  |
| 2           | Chip Lohmiller.....    | 1991..... | 149..... | 0.....   | 56.....  | 31.....   | 0  |
| 3           | John Riggins.....      | 1983..... | 144..... | 24.....  | 0.....   | 0.....    | 0  |
| 4           | Chip Lohmiller.....    | 1990..... | 131..... | 0.....   | 41.....  | 30.....   | 0  |
| 5           | Chip Lohmiller.....    | 1989..... | 128..... | 0.....   | 41.....  | 29.....   | 0  |
| 6           | Terry Allen.....       | 1996..... | 126..... | 21.....  | 0.....   | 0.....    | 0  |
| 7t          | Chip Lohmiller.....    | 1992..... | 120..... | 0.....   | 30.....  | 30.....   | 0  |
| 7t          | Mark Moseley.....      | 1984..... | 120..... | 0.....   | 48.....  | 24.....   | 0  |
| 9t          | Graham Gano.....       | 2011..... | 118..... | 0.....   | 25.....  | 31.....   | 41 |
| 9t          | Scott Blanton (R)..... | 1996..... | 118..... | 0.....   | 40.....  | 26.....   | 0  |

## TOTAL TOUCHDOWNS

| PLAYER..... | YEAR.....             | TD.....   |    |
|-------------|-----------------------|-----------|----|
| 1           | John Riggins.....     | 1983..... | 24 |
| 2           | Terry Allen.....      | 1996..... | 21 |
| 3           | George Rogers.....    | 1986..... | 18 |
| 4           | Stephen Davis.....    | 1999..... | 17 |
| 5           | Charley Taylor.....   | 1966..... | 15 |
| 6t          | Larry Brown.....      | 1973..... | 14 |
| 6t          | John Riggins.....     | 1984..... | 14 |
| 8t          | John Riggins.....     | 1981..... | 13 |
| 8t          | Alfred Morris.....    | 2012..... | 13 |
| 10t         | Six players tied..... |           | 12 |

## RUSHING YARDS

| PLAYER..... | YEAR.....           | YDS.....  | ATT.....   | AVG..... | LG.....  | TD.....  |    |
|-------------|---------------------|-----------|------------|----------|----------|----------|----|
| 1           | Alfred Morris.....  | 2012..... | 1,613..... | 335..... | 4.8..... | 39t..... | 13 |
| 2           | Clinton Portis..... | 2005..... | 1,516..... | 352..... | 4.3..... | 47t..... | 11 |
| 3           | Clinton Portis..... | 2008..... | 1,487..... | 344..... | 4.3..... | 31.....  | 9  |
| 4           | Stephen Davis.....  | 2001..... | 1,432..... | 356..... | 4.0..... | 32.....  | 5  |
| 5           | Stephen Davis.....  | 1999..... | 1,405..... | 290..... | 4.8..... | 76t..... | 17 |
| 6           | Terry Allen.....    | 1996..... | 1,353..... | 347..... | 3.9..... | 49t..... | 21 |
| 7           | John Riggins.....   | 1983..... | 1,347..... | 375..... | 3.6..... | 44.....  | 24 |
| 8           | Stephen Davis.....  | 2000..... | 1,318..... | 332..... | 4.0..... | 50t..... | 11 |
| 9           | Clinton Portis..... | 2004..... | 1,315..... | 343..... | 3.8..... | 64t..... | 5  |
| 10          | Terry Allen.....    | 1995..... | 1,309..... | 338..... | 3.9..... | 28.....  | 10 |

## RUSHING ATTEMPTS

| PLAYER..... | YEAR.....              | ATT.....  |     |
|-------------|------------------------|-----------|-----|
| 1           | John Riggins.....      | 1983..... | 375 |
| 2           | Stephen Davis.....     | 2001..... | 356 |
| 3           | Clinton Portis.....    | 2005..... | 352 |
| 4           | Terry Allen.....       | 1996..... | 347 |
| 5           | Clinton Portis.....    | 2004..... | 343 |
| 6           | Clinton Portis.....    | 2008..... | 342 |
| 7           | Terry Allen.....       | 1995..... | 338 |
| 8           | Alfred Morris (R)..... | 2012..... | 335 |
| 9           | Stephen Davis.....     | 2000..... | 332 |
| 10          | John Riggins.....      | 1984..... | 327 |

## RUSHING TOUCHDOWNS

| PLAYER..... | YEAR.....           | TD.....   |    |
|-------------|---------------------|-----------|----|
| 1           | John Riggins.....   | 1983..... | 24 |
| 2           | Terry Allen.....    | 1996..... | 21 |
| 3           | George Rogers.....  | 1986..... | 18 |
| 4           | Stephen Davis.....  | 1999..... | 17 |
| 5           | John Riggins.....   | 1984..... | 14 |
| 6t          | John Riggins.....   | 1981..... | 13 |
| 6t          | Alfred Morris.....  | 2012..... | 13 |
| 8t          | Stephen Davis.....  | 2000..... | 11 |
| 8t          | Clinton Portis..... | 2005..... | 11 |
| 8t          | Clinton Portis..... | 2007..... | 11 |
| 8t          | Gerald Riggs.....   | 1991..... | 11 |

## PASSING YARDS

| PLAYER..... | YEAR.....            | YDS.....  | ATT.....   | COMP..... | TD.....  | INT..... |    |
|-------------|----------------------|-----------|------------|-----------|----------|----------|----|
| 1           | Jay Schroeder.....   | 1986..... | 4,109..... | 541.....  | 276..... | 22.....  | 22 |
| 2           | Brad Johnson.....    | 1999..... | 4,005..... | 519.....  | 316..... | 24.....  | 13 |
| 3           | Mark Rypien.....     | 1989..... | 3,768..... | 476.....  | 280..... | 22.....  | 13 |
| 4           | Sonny Jurgensen..... | 1967..... | 3,747..... | 508.....  | 288..... | 31.....  | 16 |
| 5           | Joe Theismann.....   | 1983..... | 3,714..... | 459.....  | 276..... | 29.....  | 11 |
| 6           | Jason Campbell.....  | 2009..... | 3,618..... | 507.....  | 327..... | 20.....  | 15 |
| 7           | Joe Theismann.....   | 1981..... | 3,568..... | 496.....  | 293..... | 19.....  | 20 |
| 8           | Mark Rypien.....     | 1991..... | 3,564..... | 421.....  | 249..... | 28.....  | 11 |
| 9           | Gus Frerotte.....    | 1996..... | 3,453..... | 470.....  | 270..... | 12.....  | 11 |
| 10          | Trent Green.....     | 1998..... | 3,441..... | 509.....  | 278..... | 23.....  | 11 |

## PASSING ATTEMPTS

| PLAYER..... | YEAR.....            | ATT.....  |     |
|-------------|----------------------|-----------|-----|
| 1           | Jay Schroeder.....   | 1986..... | 541 |
| 2           | Brad Johnson.....    | 1999..... | 519 |
| 3           | Trent Green.....     | 1998..... | 509 |
| 4           | Sonny Jurgensen..... | 1967..... | 508 |
| 5           | Jason Campbell.....  | 2009..... | 507 |
| 6           | Jason Campbell.....  | 2008..... | 506 |
| 7           | Joe Theismann.....   | 1981..... | 496 |
| 8           | Mark Rypien.....     | 1992..... | 479 |
| 9           | Joe Theismann.....   | 1984..... | 477 |
| 10          | Mark Rypien.....     | 1989..... | 476 |

## PASS COMPLETIONS

| PLAYER..... | YEARS.....           | COMP..... |     |
|-------------|----------------------|-----------|-----|
| 1           | Jason Campbell.....  | 2009..... | 327 |
| 2           | Brad Johnson.....    | 1999..... | 316 |
| 3           | Jason Campbell.....  | 2008..... | 315 |
| 4           | Joe Theismann.....   | 1981..... | 293 |
| 5           | Sonny Jurgensen..... | 1967..... | 288 |
| 6           | Joe Theismann.....   | 1984..... | 283 |
| 7           | Mark Rypien.....     | 1989..... | 280 |
| 8           | Trent Green.....     | 1998..... | 278 |
| 9t          | Jay Schroeder.....   | 1986..... | 276 |
| 9t          | Joe Theismann.....   | 1983..... | 276 |

## PASSING TOUCHDOWNS

| PLAYER..... | YEARS.....           | TD.....   |    |
|-------------|----------------------|-----------|----|
| 1           | Sonny Jurgensen..... | 1967..... | 31 |
| 2           | Joe Theismann.....   | 1983..... | 29 |
| 3t          | Sonny Jurgensen..... | 1966..... | 28 |
| 3t          | Mark Rypien.....     | 1991..... | 28 |
| 5           | Sammy Baugh.....     | 1947..... | 25 |
| 6t          | Brad Johnson.....    | 1999..... | 24 |
| 6t          | Sonny Jurgensen..... | 1964..... | 24 |
| 6t          | Joe Theismann.....   | 1984..... | 24 |
| 9t          | Sammy Baugh.....     | 1943..... | 23 |
| 9t          | Mark Brunell.....    | 2005..... | 23 |
| 9t          | Trent Green.....     | 1998..... | 23 |
| 9t          | Sonny Jurgensen..... | 1970..... | 23 |
| 9t          | Billy Kilmer.....    | 1975..... | 23 |

# TOP TENS - SEASON

## PASSER RATING

| PLAYER.....                   | YEAR ..... | RATING |
|-------------------------------|------------|--------|
| 1 Sammy Baugh.....            | 1945.....  | 109.9  |
| 2 Robert Griffin III (R)..... | 2012.....  | 102.4  |
| 3 Mark Rypien.....            | 1991.....  | 97.9   |
| 4 Joe Theismann.....          | 1983.....  | 97.0   |
| 5 Sammy Baugh.....            | 1947.....  | 92.0   |
| 6 Sonny Jurgensen.....        | 1970.....  | 91.5   |
| 7 Joe Theismann.....          | 1982.....  | 91.3   |
| 8 Brad Johnson.....           | 1999.....  | 90.0   |
| 9 Mark Rypien.....            | 1989.....  | 88.1   |
| 10 Sonny Jurgensen.....       | 1967.....  | 87.3   |

## RECEIVING YARDS

| PLAYER.....           | YEAR ..... | YDS.  |
|-----------------------|------------|-------|
| 1 Santana Moss.....   | 2005.....  | 1,483 |
| 2 Bobby Mitchell..... | 1963.....  | 1,436 |
| 3 Henry Ellard.....   | 1994.....  | 1,397 |
| 4 Bobby Mitchell..... | 1962.....  | 1,384 |
| 5 Art Monk.....       | 1984.....  | 1,372 |
| 6 Pierre Garçon.....  | 2013.....  | 1,346 |
| 7 Gary Clark.....     | 1991.....  | 1,340 |
| 8 Gary Clark.....     | 1986.....  | 1,265 |
| 9 Gary Clark.....     | 1989.....  | 1,229 |
| 10 Art Monk.....      | 1985.....  | 1,226 |

## RECEPTIONS

| PLAYER.....             | YEAR ..... | REC. |
|-------------------------|------------|------|
| 1 Pierre Garçon.....    | 2013.....  | 113  |
| 2 Art Monk.....         | 1984.....  | 106  |
| 3 Santana Moss.....     | 2010.....  | 93   |
| 4 Art Monk.....         | 1985.....  | 91   |
| 5 Laveranues Coles..... | 2004.....  | 90   |
| 6 Art Monk.....         | 1989.....  | 86   |
| 7 Santana Moss.....     | 2005.....  | 84   |
| 8 Chris Cooley.....     | 2008.....  | 83   |
| 9 Laveranues Coles..... | 2003.....  | 82   |
| 10 Larry Centers.....   | 2000.....  | 81   |

## RECEIVING TOUCHDOWNS

| PLAYER.....               | YEAR ..... | TD |
|---------------------------|------------|----|
| 1t Ricky Sanders.....     | 1988.....  | 12 |
| 1t Jerry Smith.....       | 1967.....  | 12 |
| 1t Charley Taylor.....    | 1966.....  | 12 |
| 1t Hugh Taylor.....       | 1952.....  | 12 |
| 5 Bobby Mitchell.....     | 1962.....  | 11 |
| 6t Gary Clark.....        | 1991.....  | 10 |
| 6t Bobby Mitchell.....    | 1964.....  | 10 |
| 8t Gary Clark.....        | 1989.....  | 9  |
| 8t Bobby Mitchell.....    | 1966.....  | 9  |
| 8t Santana Moss.....      | 2005.....  | 9  |
| 8t Pat Richter.....       | 1968.....  | 9  |
| 8t Jerry Smith.....       | 1969.....  | 9  |
| 8t Jerry Smith.....       | 1970.....  | 9  |
| 8t Charley Taylor.....    | 1967.....  | 9  |
| 8t Hugh Taylor.....       | 1949.....  | 9  |
| 8t Hugh Taylor.....       | 1950.....  | 9  |
| 8t Michael Westbrook..... | 1999.....  | 9  |

## SACKS (SINCE 1982)

| PLAYER.....              | YEAR ..... | SACKS |
|--------------------------|------------|-------|
| 1 Dexter Manley.....     | 1986.....  | 18.5  |
| 2 Dexter Manley.....     | 1985.....  | 15.0  |
| 3 Charles Mann.....      | 1985.....  | 14.5  |
| 4t Ken Harvey.....       | 1994.....  | 13.5  |
| 4t Dexter Manley.....    | 1984.....  | 13.5  |
| 6 Marco Coleman.....     | 2000.....  | 12.5  |
| 7t Dave Butz.....        | 1983.....  | 11.5  |
| 7t Charles Mann.....     | 1991.....  | 11.5  |
| 9t Andre Carter.....     | 2009.....  | 11.0  |
| 9t Brian Orakpo (R)..... | 2009.....  | 11.0  |
| 9t LaVar Arrington.....  | 2002.....  | 11.0  |
| 9t Dexter Manley.....    | 1983.....  | 11.0  |
| 9t Rich Owens.....       | 1996.....  | 11.0  |

## INTERCEPTIONS

| PLAYER.....             | YEAR ..... | INT |
|-------------------------|------------|-----|
| 1 Dan Sandifer (R)..... | 1948.....  | 13  |
| 2 Paul Krause (R).....  | 1964.....  | 12  |
| 3 Sammy Baugh.....      | 1943.....  | 11  |
| 4 Don Doll.....         | 1953.....  | 10  |
| 5t Dick Alban.....      | 1954.....  | 9   |
| 5t Mark Murphy.....     | 1983.....  | 9   |
| 5t Lemar Parrish.....   | 1979.....  | 9   |
| 5t Barry Wilburn.....   | 1987.....  | 9   |
| 9t Mike Bass.....       | 1971.....  | 8   |
| 9t Norb Hecker.....     | 1956.....  | 8   |
| 9t Paul Krause.....     | 1967.....  | 8   |
| 9t Joe Lavender.....    | 1976.....  | 8   |
| 9t Brig Owens.....      | 1968.....  | 8   |

## FIELD GOAL PERCENTAGE

| PLAYER.....              | YEAR ..... | PCT. (min. 1 FGA/G) |
|--------------------------|------------|---------------------|
| 1 Mark Moseley.....      | 1982.....  | 95.2 (20-21)        |
| 2 Kai Forbath.....       | 2012.....  | 94.4 (17-18)        |
| 3 Shaun Suisham.....     | 2009.....  | 85.7 (18-21)        |
| 4 Shaun Suisham.....     | 2007.....  | 82.9 (29-35)        |
| 5 Kai Forbath.....       | 2013.....  | 81.8 (18-22)        |
| 6 Scott Blanton (R)..... | 1996.....  | 81.3 (26-32)        |
| 7 Brett Conway.....      | 2001.....  | 78.8 (26-33)        |
| 8 Mark Moseley.....      | 1984.....  | 77.4 (24-31)        |
| 9 Bill Dudley.....       | 1951.....  | 76.9 (10-13)        |
| 10t John Hall.....       | 2003.....  | 75.8 (25-33)        |
| 10t Mark Moseley.....    | 1979.....  | 75.8 (25-33)        |

## FIELD GOALS MADE

| PLAYER.....                | YEAR ..... | FG |
|----------------------------|------------|----|
| 1 Mark Moseley.....        | 1983.....  | 33 |
| 2t Graham Gano.....        | 2011.....  | 31 |
| 2t Chip Lohmiller.....     | 1991.....  | 31 |
| 4t Chip Lohmiller.....     | 1990.....  | 30 |
| 4t Chip Lohmiller.....     | 1992.....  | 30 |
| 6t Curt Knight.....        | 1971.....  | 29 |
| 6t Chip Lohmiller.....     | 1989.....  | 29 |
| 6t Shaun Suisham.....      | 2007.....  | 29 |
| 9 Eddie Murray.....        | 1995.....  | 27 |
| 10t Scott Blanton (R)..... | 1996.....  | 26 |
| 10t Brett Conway.....      | 2001.....  | 26 |
| 10t Shaun Suisham.....     | 2008.....  | 26 |

# TOP TENS - SEASON

## PUNTING AVERAGE

| PLAYER.....         | YEAR ..... | AVG..... |
|---------------------|------------|----------|
| 1 Sammy Baugh.....  | 1940.....  | 51.4     |
| 2 Sammy Baugh.....  | 1941.....  | 48.7     |
| 3 Sammy Baugh.....  | 1942.....  | 48.2     |
| 4 Sammy Baugh.....  | 1943.....  | 45.9     |
| 5 Sam Baker.....    | 1959.....  | 45.5     |
| 6 Sam Baker.....    | 1958.....  | 45.4     |
| 7t Matt Turk.....   | 1997.....  | 45.1     |
| 7t Matt Turk.....   | 1996.....  | 45.1     |
| 7t Sammy Baugh..... | 1946.....  | 45.1     |
| 10 Reggie Roby..... | 1994.....  | 44.4     |

## NET PUNTING AVERAGE

| PLAYER.....           | YEAR ..... | AVG..... |
|-----------------------|------------|----------|
| 1t Matt Turk.....     | 1997.....  | 39.2     |
| 1t Matt Turk.....     | 1996.....  | 39.2     |
| 3t Sav Rocca.....     | 2011.....  | 39.0     |
| 3t Matt Turk.....     | 1998.....  | 39.0     |
| 5 Matt Turk.....      | 1995.....  | 37.7     |
| 6 Reggie Roby.....    | 1993.....  | 37.2     |
| 7 Sav Rocca.....      | 2012.....  | 37.2     |
| 8 Hunter Smith.....   | 2009.....  | 36.8     |
| 9t Derrick Frost..... | 2006.....  | 36.7     |
| 9t Derrick Frost..... | 2005.....  | 36.7     |

## PUNTING YARDS

| PLAYER.....         | YEAR ..... | YDS..... |
|---------------------|------------|----------|
| 1 Tom Tupa.....     | 2004.....  | 4,544    |
| 2 Matt Turk.....    | 1998.....  | 4,103    |
| 3 Mike Bragg.....   | 1978.....  | 4,056    |
| 4 Matt Turk.....    | 1997.....  | 3,788    |
| 5 Pat Richter.....  | 1964.....  | 3,749    |
| 6 Bryan Barker..... | 2001.....  | 3,747    |
| 7 Reggie Roby.....  | 1994.....  | 3,639    |
| 8 Sav Rocca.....    | 2013.....  | 3,526    |
| 9 Mike Bragg.....   | 1976.....  | 3,503    |
| 10 Mike Bragg.....  | 1977.....  | 3,502    |

## PUNTS

| PLAYER.....          | YEAR ..... | PUNTS..... |
|----------------------|------------|------------|
| 1t Mike Bragg.....   | 1978.....  | 103        |
| 1t Tom Tupa.....     | 2004.....  | 103        |
| 3 Matt Turk.....     | 1998.....  | 93         |
| 4t Mike Bragg.....   | 1977.....  | 91         |
| 4t Pat Richter.....  | 1964.....  | 91         |
| 6t Bryan Barker..... | 2001.....  | 90         |
| 6t Mike Bragg.....   | 1976.....  | 90         |
| 8 Mike Connell.....  | 1980.....  | 85         |
| 9t Bryan Barker..... | 2003.....  | 84         |
| 9t Sav Rocca.....    | 2013.....  | 84         |
| 9t Matt Turk.....    | 1997.....  | 84         |

## KICKOFF RETURN AVERAGE

| PLAYER.....              | YEAR..... | AVG.....  | ATT..... | YDS.....   | LG.....   | TD |
|--------------------------|-----------|-----------|----------|------------|-----------|----|
| 1 Mike Nelms.....        | 1981..... | 29.7..... | 37.....  | 1,099..... | 84.....   | 0  |
| 2 Dick James.....        | 1961..... | 29.4..... | 21.....  | 617.....   | 48.....   | 0  |
| 3 Larry Jones (R).....   | 1974..... | 29.2..... | 23.....  | 672.....   | 102t..... | 1  |
| 4 Herb Mul-Key.....      | 1973..... | 28.1..... | 36.....  | 1,011..... | 97t.....  | 1  |
| 5 Joe Scudero.....       | 1955..... | 28.0..... | 25.....  | 699.....   | 94t.....  | 1  |
| 6 Dick James.....        | 1962..... | 27.8..... | 32.....  | 889.....   | 72.....   | 0  |
| 7 Dick James.....        | 1963..... | 27.7..... | 30.....  | 830.....   | 48.....   | 0  |
| 8 Eddie Saenz.....       | 1947..... | 27.5..... | 29.....  | 797.....   | 94t.....  | 2  |
| 9 Speedy Duncan.....     | 1971..... | 26.8..... | 27.....  | 724.....   | 48.....   | 0  |
| 10 Dale Atkeson (R)..... | 1954..... | 26.0..... | 24.....  | 623.....   | 99t.....  | 1  |

## KICKOFF RETURN YARDS

| PLAYER.....              | YEAR ..... | YARDS..... |
|--------------------------|------------|------------|
| 1 Rock Cartwright.....   | 2006.....  | 1,541      |
| 2 Brian Mitchell.....    | 1994.....  | 1,478      |
| 3 Brian Mitchell.....    | 1995.....  | 1,408      |
| 4 Rock Cartwright.....   | 2007.....  | 1,339      |
| 5 Brian Mitchell.....    | 1998.....  | 1,337      |
| 6 Rock Cartwright.....   | 2008.....  | 1,307      |
| 7 Brian Mitchell.....    | 1996.....  | 1,258      |
| 8 Brandon Banks.....     | 2011.....  | 1,174      |
| 9 Brandon Banks (R)..... | 2010.....  | 1,155      |
| 10 Michael Bates.....    | 2001.....  | 1,150      |

## PUNT RETURN AVERAGE

| PLAYER.....                | YEAR..... | ATT..... | YDS..... | AVG.....  | LG.....  | TD |
|----------------------------|-----------|----------|----------|-----------|----------|----|
| 1 Johnny Williams (R)..... | 1952..... | 24.....  | 366..... | 15.3..... | 74t..... | 2  |
| 2 Brian Mitchell.....      | 1994..... | 32.....  | 452..... | 14.1..... | 78t..... | 2  |
| 3 Eddie Brown.....         | 1976..... | 48.....  | 646..... | 13.5..... | 71t..... | 1  |
| 4 Brian Mitchell.....      | 1991..... | 45.....  | 600..... | 13.3..... | 69t..... | 2  |
| 5 Eddie Saenz.....         | 1947..... | 24.....  | 308..... | 12.8..... | 30.....  | 0  |
| 6 Brian Mitchell.....      | 1995..... | 25.....  | 315..... | 12.6..... | 59t..... | 1  |
| 7 Eric Metcalf.....        | 2001..... | 33.....  | 412..... | 12.5..... | 89t..... | 1  |
| 8 Rickie Harris (R).....   | 1965..... | 31.....  | 377..... | 12.2..... | 57t..... | 1  |
| 9 Steve Bagarus (R).....   | 1945..... | 21.....  | 251..... | 12.0..... | 28.....  | 0  |
| 10 Dan Sandifer (R).....   | 1948..... | 20.....  | 236..... | 11.8..... | 35.....  | 0  |

## PUNT RETURN YARDS

| PLAYER.....               | YEAR ..... | YARDS..... |
|---------------------------|------------|------------|
| 1 Eddie Brown.....        | 1976.....  | 646        |
| 2 Brian Mitchell.....     | 1991.....  | 600        |
| 3 Brian Mitchell.....     | 1998.....  | 506        |
| 4 Mike Nelms.....         | 1981.....  | 492        |
| 5 Mike Nelms.....         | 1980.....  | 487        |
| 6t Eddie Brown.....       | 1977.....  | 452        |
| 6t Brian Mitchell.....    | 1994.....  | 452        |
| 8 Tony Green (R).....     | 1978.....  | 443        |
| 9 Brian Mitchell.....     | 1997.....  | 442        |
| 10 Brandon Banks (R)..... | 2010.....  | 431        |